

# On the Equilibrium Fluctuations of an Isolated System

Kieran Kelly, Przemysław Repetowicz, &  
Seosamh macRéamoinn

*Probability Dynamics, IFSC House, Custom House Quay, Dublin 1, Ireland.*

---

## Abstract

Traditionally, it is understood that fluctuations in the equilibrium distribution are not evident in thermodynamic systems of large  $N$  (the number of particles in the system) [1a]. In this paper we examine the validity of this perception by investigating whether such fluctuations can in reality depend on temperature.

Firstly, we describe fluctuations in the occupation numbers of the energy levels for an isolated system, using previously unknown identities that we have derived for the purpose, which allow us to calculate the moments of the occupation numbers. Then we compute analytically the probability distribution of these fluctuations. We show that, for every system of fixed and finite  $N$ , fluctuations about the equilibrium distribution do, in fact, depend on the temperature. Indeed, at higher temperatures the fluctuations can be so large that the system does not fully converge on the Maxwell-Boltzmann distribution but actually fluctuates around it. We term this state, where not one macrostate but a region of macrostates closely fit the underlying distribution, a “*fluctuating equilibrium*”. Finally, we speculate on how this finding is applicable to networks, financial markets, and other thermodynamic-like systems.

*Key words:* Classical statistical mechanics, Statistical mechanics of classical fluids, Fluctuation phenomena, Thermodynamics, Other topics in statistical physics, thermodynamics and nonlinear dynamical systems, Probability theory  
*PACS:* 05.20.-y, 05.20.Jj, 05.40.-a, 05.70.-a, 05.90.+m, 02.05.Cw

---

---

*Email addresses:* [kkelly@probabilitydynamics.com](mailto:kkelly@probabilitydynamics.com) (Kieran Kelly),  
[prepetowicz@probabilitydynamics.com](mailto:prepetowicz@probabilitydynamics.com) (Przemysław Repetowicz),  
[smacreamoinn@probabilitydynamics.com](mailto:smacreamoinn@probabilitydynamics.com) (Seosamh macRéamoinn).

## 1 Introduction

The relaxation of a classical statistical system, that is isolated from its surroundings, towards the equilibrium Maxwell-Boltzmann distribution in the thermodynamic limit is well understood. See Huang [1a] for the derivation of that distribution by means of Lagrange’s method of undetermined multipliers and Friedman et al. [2] and references therein for more pedagogical derivations aimed at an audience that is not versed in multivariate differential calculus. As fluctuations in this distribution effectively all but disappear in the thermodynamic limit, this distribution has proven sufficient for describing many thermodynamic systems for which this limit applies.

In this paper, we consider an isolated system with a *large but finite* number of particles,  $N$ . Much work has been done on finite systems, away from the thermodynamic limit. For example, Hill [3a–b] has presented a wider scope for thermodynamics, that of describing small systems, while Lebowitz et al. [4] have analysed finite size effects using Taylor series expansions. More recent work has included topics such as the nonequivalence of thermodynamic ensembles [5,6], and phase transitions [6,7,8,9].

However, in our work, we set out to derive the distribution of particles among energy levels/states of an isolated system with a large but finite number of particles,  $N$ , and the finite- $N$  corrections to the distribution using a simple model. Kelly [10] has recently investigated this problem numerically, and macRéamoinn [11] has computed analytically the variance of the distribution (the amount of fluctuations). We now find closed form expressions for all the moments of the distribution, along with the multi-variate distribution of the occupation numbers. We show that at higher temperatures the amount of fluctuations exceeds the mean occupation number and thus no stable equilibrium distribution is attained. We describe this phenomenon as a “*fluctuating equilibrium*” and we hypothesise that it could be useful to describe certain thermodynamic or thermodynamic-like systems, for example, in the global financial markets.

## 2 Theoretical Analysis

Our approach follows closely the permutational argument of Boltzmann [12] and is similar to methods illustrated (by examples) in textbooks [13,14,15]. However, we want more than just the most probable distribution, and we do not take the limit of continuity in our calculations.

We consider an ideal gas of  $N$  particles in a volume  $V$  ( $\frac{N}{V} \ll 1$ ) where the

mutual energy of interaction between the molecules is negligibly small. We assume that the collisions with walls of container and between molecules are perfectly elastic, and that the walls are rigid. For an ideal gas, the energy of the system,  $E$ , is given by:

$$E = \frac{3}{2}Nk_B T \quad (1)$$

where  $k_B$  is Boltzmann's constant, and  $T$  the absolute temperature.<sup>1</sup> We assume the system is isolated from its surroundings. Following Boltzmann himself [12], we assume the possible energies of the particles are given by equidistant, non-degenerate energy levels (with energy level spacing  $\epsilon$ ), with the lowest energy level set to zero for simplicity. Then the energy of each particle can be written as a multiple of the energy level spacing,  $j\epsilon$ , where  $j \in \{0, \dots, M\}$ <sup>2</sup>. Thus we have:

$$E = M\epsilon \quad (2)$$

We now use a permutational argument to describe, in a quantitative fashion, both the most likely distribution of the particles among the energy states and the fluctuations around this distribution.

### 2.1 The Micro- & Macrostates

We assume that the particles are distinguishable, as Boltzmann did.<sup>3</sup> We describe a microstate as a certain distribution of particles among the energy levels where we distinguish between the different particles (e.g. by assigning labels to the particles) - Boltzmann called them "complexions". We define a macrostate as a coarse-graining of this, where we are only interested in the number of particles occupying each energy level.

We denote by  $n_j$ , the occupation number of the  $j^{\text{th}}$  energy level, and specify the distribution of particles among the energy levels (the macrostates) by  $\vec{n} := (n_j)_{j=0}^M$ . The total number of particles and the total energy are conserved

---

<sup>1</sup> Of course, in general, temperature is normally defined as the partial derivative of the internal energy with respect to entropy with  $N$  and  $V$  held constant.

<sup>2</sup> Unlike Boltzmann, we only consider the case where the maximum number of energy units a particle can have is equal to the total number of units in the system,  $M$ . Clearly, for large  $N$ , the likelihood of a particle having energies of high  $j$  ( $j \sim M$ ) becomes very small.

<sup>3</sup> Distinguishability would be a good approximation for thermodynamic systems away from the quantum regime of low temperature or high density. The resulting (Maxwell Boltzmann) statistics gives a non-extensive entropy but this does not concern us for the purposes of this paper. Of course, there has been plenty of discussion on entropy being extensive [16,17,18]. Also, we believe that this model may be suitable for economic systems where distinguishability is valid.

i.e.

$$N = \sum_{j=1}^M n_j \quad \text{and} \quad M = \sum_{j=0}^M j n_j \quad (3)$$

In this paper we are interested in the probability of macrostates. By assuming each microstate is equally likely, we can assign (unnormalized) probabilities to the macrostates by the number of microstates corresponding to one macrostate. This is clearly given by the following multinomial factor:

$$\frac{N!}{\prod_{j=0}^M n_j!} \quad (4)$$

since it is the number of ways we can place  $n_j$  particles on the  $j^{\text{th}}$  energy level for  $j = 0, \dots, M$ .

The total number of microstates of the system ( $n(\text{micro})$ ) reads:

$$n(\text{micro}) = \sum_{\substack{\sum_{j=0}^M n_j = N}} \frac{N!}{\prod_{j=0}^M n_j!} \delta_{M, \sum_{j=0}^M j n_j} \quad (5)$$

$$= \int_0^{2\pi} \frac{d\phi}{2\pi} e^{i\phi M} \left( \sum_{j=0}^M e^{-ij\phi} \right)^N \quad (6)$$

$$= \oint \frac{dz}{2\pi i z} z^{-M} \left( \frac{1 - z^{M+1}}{1 - z} \right)^N \quad (7)$$

$$= \frac{1}{M!} \frac{d^M}{dz^M} \left( \frac{1 - z^{M+1}}{1 - z} \right)^N \Big|_{z=0} \quad (8)$$

$$\Rightarrow n(\text{micro}) = C_{N-1}^{M+N-1} = \frac{(M + N - 1)!}{M!(N - 1)!} \quad (9)$$

In (6) we inserted the integral representation of the delta function, and in (7) and (8) we substituted for  $e^{-i\phi}$  and we computed the resulting integral using the Cauchy theorem. The final equality can be proven by the generalized Leibnitz rule and by induction in  $N$ .<sup>4</sup>

---

<sup>4</sup> We have also derived a closed form expression for the total number of macrostates. However since we focus in this work on fluctuations around the equilibrium we will present that result elsewhere.

## 2.2 Fluctuations Around Equilibrium

The most likely macrostate is obtained by maximizing the multiplicity of macrostates (4) subject to conditions (3). In the thermodynamic limit ( $N \rightarrow \infty$ ) this yields the Maxwell-Boltzmann exponential distribution of energies with the decay constant proportional to the inverse of the absolute temperature  $T$ , as shown in [1a], for example. For an ideal gas the absolute temperature is proportional to the mean kinetic energy of the particles which, in our model, is proportional to the ratio  $\frac{M}{N}$ . This can be seen clearly from equations (1) and (2). In fact, we have:

$$\frac{M}{N} = \frac{3k_B T}{2\epsilon} \quad (10)$$

In what follows, we use “temperature” and “ $T$ ” for this ratio  $\frac{M}{N}$ . Of course, this ratio is the “specific energy”, simply the average energy per particle in multiples of the energy levels spacing  $\epsilon$ , which is a well defined quantity in itself, no matter how we define temperature.

While the most likely distribution is well known, little is known about the fluctuations around this distribution. This raises interesting questions. The traditional understanding of statistical mechanics suggests to us that an isolated thermodynamic system will always move to the Maxwell-Distribution as a result of the Law of Large Numbers (LLN). We wish to investigate the effect of the temperature (the ratio  $\frac{M}{N}$ ) on this convergence. If the energy content of the system is “very large” (see later for a comment on what this might mean), such that the temperature is high, maybe the best the system can achieve is only an equilibrium *region of states*; “a fluctuating equilibrium”. Indeed, at very high temperatures, the fluctuations could be so dominant that disorder and chaos would prevail at the macroscopic level. We believe such behaviour may be apparent in thermodynamic-like systems where  $N$  is much smaller than Avagadro’s number.

In order to investigate this possibility we must first compute all the moments of the occupation numbers of the energy levels. We have:

$$C_M^{M+N-1} \langle n_j^m \rangle := \sum_{\sum_{p=0}^M n_p = N} n_j^m \frac{N!}{\prod_{p=0}^M n_p!} \delta_{M, \sum_{p=0}^M p n_p} \quad (11)$$

$$= \frac{d^m}{d \log(x)^m} \int_0^{2\pi} \frac{d\phi}{2\pi} e^{iM\phi} \sum_{\sum_{p=0}^M n_p = N} \frac{N!}{\prod_{p=0}^M n_p!} \prod_{p=1}^M (e^{-i\phi})^{p n_p} (\delta_{p,j} (x^{n_j} - 1) + 1) \Big|_{x=1} \quad (12)$$

$$= \frac{d^m}{d \log(x)^m} \int_0^{2\pi} \frac{d\phi}{2\pi} e^{iM\phi} \left( \frac{1 - (e^{-i\phi})^{M+1}}{1 - e^{-i\phi}} + (x-1)e^{-i\phi j} \right)^N \Big|_{x=1} \quad (13)$$

$$= \frac{d^m}{d \log(x)^m} \frac{1}{M!} \frac{d^M}{dz^M} \left( \frac{1 - z^{M+1}}{1 - z} + z^j (x-1) \right)^N \Big|_{z=0} \Big|_{x=1} \quad (14)$$

$$= \frac{d^m}{d \log(x)^m} \sum_{q=0}^{N-1} 1_{qj \leq M} (x-1)^q C_q^N C_{N-1-q}^{M-qj+N-1-q} + \delta_{Nj, M} (x-1)^N \Big|_{x=1} \quad (15)$$

$$= \sum_{q=1}^{(N-1) \wedge m} 1_{qj \leq M} a_q^{(m)} q! C_q^N C_{N-1-q}^{M-qj+N-1-q} + \delta_{Nj, M} N! a_N^{(m)} \quad (16)$$

In (12) we introduced an integral representation of the delta function and we used the identity:

$$n^m = \frac{d^m}{d \log(x)^m} x^n \Big|_{x=1} \quad (17)$$

for  $m$  a non-negative integer. In (13) we computed the sum using the multinomial expansion formula and in (14) we substituted for  $z = e^{-i\phi}$  and computed the resulting complex integral using the Cauchy theorem. In (15) we computed the derivative using identity (A.8) and in (16) we used the identity (A.10). The coefficients  $a_q^{(m)}$  are defined in (A.12)-(A.14).

From (16) we see that for  $N \rightarrow \infty$  the moments of the occupation densities of the energy levels,  $x_j := n_j/N$ , read:

$$\langle x_j^m \rangle = 1_{mj \leq M} \frac{C_{N-1-m}^{M-mj+N-1-m}}{C_{N-1}^{M+N-1}} + O\left(\frac{1}{N}\right) \quad (18)$$

and are all finite, once the temperature  $T = M/N$ , is finite.

Now imagine that  $N \rightarrow \infty$  but  $T$  is kept finite. Then from (18) we have:

$$\begin{aligned}
\langle x_j^m \rangle &= 1_{mj \leq M} \frac{\binom{m}{p=1} (N-p) \binom{mj-1}{p=0} (M-p)}{\prod_{p=1}^{mj+m} (M+N-p)} \\
&\stackrel{N \rightarrow \infty}{=} \left( \frac{N}{M+N} \right)^m \left( \frac{M}{M+N} \right)^{mj} \\
&= \frac{1}{(1+T)^m} e^{-jm \log(1+T^{-1})} \\
&= \left( \frac{T^j}{(T+1)^{j+1}} \right)^m \tag{19}
\end{aligned}$$

and we conclude that the moments of the distribution depend on both the energy of the level  $j$  and on the temperature of the system. In the case  $m = 1$  we retrieve results from [2] (equation (8), page 119) and from [10] (equation (6), page 10). In the case  $m = 2$  the result fits in with [11] (equation (33), page 9).

Thus all the moments, and in turn also the distributions of the occupation densities, depend on the temperature  $T$  only, and not on either  $N$  or  $M$  alone. In order to check that the formula is correct we use MATHEMATICA to show that the total number of particles is conserved:

$$\sum_{j=0}^M \langle x_j \rangle = \sum_{j=0}^M \frac{C_{N-2}^{M-j+N-2}}{C_{N-1}^{M+N-1}} = 1 \tag{20}$$

For the limit  $N \rightarrow \infty$  with fixed  $T$  (which means that  $M \rightarrow \infty$  as  $N = TM$ ) we get:

$$\begin{aligned}
\sum_{j=0}^M \langle x_j \rangle &= \frac{1}{(1+T)} \sum_{j=0}^M e^{-j \log(1+T^{-1})} \\
&= \frac{1}{(1+T)} \frac{1 - \left(\frac{T}{1+T}\right)^{M+1}}{1 - \frac{T}{1+T}} \\
&= 1 - \left(\frac{T}{1+T}\right)^{M+1} \underset{M \rightarrow \infty}{\simeq} 1 \tag{21}
\end{aligned}$$

as expected.

To quantify the fluctuations we look at the variances of the occupation densities, which from (16) read:

$$\begin{aligned}
\sigma_j^2 &= \langle x_j^2 \rangle - \langle x_j \rangle^2 \\
&= 1_{j \leq M} \frac{C_{N-2}^{M-j+N-2}}{C_{N-1}^{M+N-1}} \left( \frac{1}{N} - \frac{C_{N-2}^{M-j+N-2}}{C_{N-1}^{M+N-1}} \right) \\
&\quad + 1_{2j \leq M} \frac{(N-1) C_{N-3}^{M-2j+N-3}}{N C_{N-1}^{M+N-1}} \tag{22}
\end{aligned}$$

$$\stackrel{N \rightarrow \infty}{=} \frac{1}{N} \langle x_j \rangle (1 - \langle x_j \rangle) = \frac{1}{N} \frac{T^j}{(T+1)^{j+1}} \left( 1 - \frac{T^j}{(T+1)^{j+1}} \right) \tag{23}$$

Equation (22) follows from the definition of the variance and equation (23) follows from (18) and (19). For given  $N$  and  $j$ , the variance is bounded from above as a function of  $T$  and its maximal value, which occurs at the temperature  $T = j$ , is given by:

$$(\sigma_j^{\max})^2 = \frac{1}{N} \langle x_j^{\max} \rangle (1 - \langle x_j^{\max} \rangle) \tag{24}$$

for  $\langle x_j^{\max} \rangle = j^j / (j+1)^{j+1}$ . Note that, for  $j > 0$ , both the mean occupation density and the variance tend to zero at high and low temperatures, yet at different rates. Therefore we consider the ratio  $\frac{\sigma_j}{\langle x_j \rangle}$ . We get:

$$\frac{\sigma_j}{\langle x_j \rangle} = \frac{1}{\sqrt{N}} \sqrt{\frac{1 - \langle x_j \rangle}{\langle x_j \rangle}} = \begin{cases} \frac{1}{\sqrt{N}} T^{-\frac{j}{2}} & \text{if } T \rightarrow 0 \\ \frac{1}{\sqrt{N}} T^{\frac{1}{2}} & \text{if } T \rightarrow \infty \end{cases} \tag{25}$$

Thus, in the limit of high and low temperatures<sup>5</sup>, the fluctuations prevail, the system diverges and the equilibrium distribution does not exist, contrary to the traditional view of classical statistical mechanics [1b]. We plot the standard deviation of the occupation densities in units of their mean occupation densities as a function of the temperature for different values of  $N$  and  $j$  in Figure F.1. In addition, we plot the occupation density and its standard deviation for  $j = 1$  separately in Figure F.2.

We conclude this section by computing the distributions of the occupation densities, meaning we compute the likelihood that the number of particles  $N_j$  at the  $j^{\text{th}}$  level equals  $n_j$ . We get:

<sup>5</sup> As  $T \rightarrow 0$  both  $\langle x_j \rangle$  and  $\sigma_j$  approach zero for  $j > 0$ , but  $\langle x_j \rangle$  does so at a faster rate.



$$\begin{aligned}
& C_{N-1}^{M+N-1} P(N_j = \tilde{n}_j) \\
&= \sum_{\substack{M \\ \sum_{q=0}^M n_q = N}} \frac{N!}{\prod_{q=0}^M n_q!} \delta_{n_j, \tilde{n}_j} \quad M, \sum_{q=0}^M q n_q
\end{aligned} \tag{26}$$

$$= \frac{1}{M!} \frac{d^M}{dz_1^M} \frac{1}{\tilde{n}_j!} \frac{d^{\tilde{n}_j}}{dz_2^{\tilde{n}_j}} \left( \frac{1 - z_1^{M+1}}{1 - z_1} + z_1^j (z_2 - 1) \right)^N \Big|_{z_1=0} \Big|_{z_2=0} \tag{27}$$

$$= \frac{1}{\tilde{n}_j!} \frac{d^{\tilde{n}_j}}{dz_2^{\tilde{n}_j}} \sum_{q=0}^{N-1} 1_{qj \leq M} (z_2 - 1)^q \alpha_q^{(M, j, N)} + \delta_{Nj, M} (z_2 - 1)^N \Big|_{z_2=0} \tag{28}$$

$$= \sum_{q=\tilde{n}_j}^{N-1} 1_{qj \leq M} C_{\tilde{n}_j}^q (-1)^{q-\tilde{n}_j} C_q^N C_{N-1-q}^{M-qj+N-1-q} + \delta_{Nj, M} C_{\tilde{n}_j}^N (-1)^{N-\tilde{n}_j} \tag{29}$$

In the first equality in (27) we repeated the manipulations from (6)-(9), meaning we have inserted the integral representation of delta functions, performed the sum using the multinomial expansion formula and finally evaluated the complex integrals over a pair of unit circles using the residue formula. In (28) we have computed the derivative by  $z_1$  using equation (A.8) and in (29) we computed the derivative by  $z_2$  using derivatives of elementary functions.

For  $j < T$  the large  $N$  limit of the distributions of the occupation densities reads:

$$\begin{aligned}
\lim_{N \rightarrow \infty} P(N_j = \tilde{n}_j) &= \sum_{q=\tilde{n}_j}^N C_{\tilde{n}_j}^q (-1)^{q-\tilde{n}_j} C_q^N \langle x_j \rangle^q \\
&= C_{\tilde{n}_j}^N \langle x_j \rangle^{\tilde{n}_j} (1 - \langle x_j \rangle)^{N-\tilde{n}_j} \\
&\simeq \text{Normal}(N \langle x_j \rangle, N \langle x_j \rangle (1 - \langle x_j \rangle))(\tilde{n}) \\
&:= \frac{1}{\sqrt{2\pi N \langle x_j \rangle (1 - \langle x_j \rangle)}} \exp \left( -\frac{(\tilde{n} - N \langle x_j \rangle)^2}{2N \langle x_j \rangle (1 - \langle x_j \rangle)} \right) \tag{30}
\end{aligned}$$

Equation (30) follows from the fact that the large  $N$  limit of the last binomial factor on the right-hand side in (29) reads  $\langle x_j \rangle^q$  and equation (31) follows from the normal approximation to the binomial distribution. We plot both the exact result and the large  $N$  limit in Figures F.3 and F.4 for several values of  $N$  and  $M$ .

Thus the distributions of the occupation densities,  $x_j = n_j/N$ , conform to Gaussians with means  $N \langle x_j \rangle$  and standard deviations  $1/\sqrt{N} \sqrt{\langle x_j \rangle (1 - \langle x_j \rangle)}$  in accordance with the results from [1a], for example. However, for every finite  $N$  if the temperature  $T$  is high enough the occupation number in units of the mean occupation number has a distribution whose ‘‘flatness’’ or ‘‘half width’’ is arbitrarily high. In other words, for every finite  $N$  the amount of fluctuations

diverges when the temperature gets very large. We depict that statement in Figure F.5.

### 2.2.1 A Note on Units

In this paper, we call the ratio  $\frac{M}{N}$  the “temperature” and discuss how high values of this quantity can lead to more fluctuations in the distribution. Equation (10) relates this ratio to the absolute temperature and the “energy level spacing”,  $\epsilon$ , for the ideal gas system. But when is this ratio “high”? That is, at what absolute temperature does this occur? Suppose we take the case where  $M = 1000N$ , and we consider  $\epsilon$  as some sort of precision limit on measurement e.g.  $\sim 0.1\text{eV} \simeq 1.6 \times 10^{-20}\text{J}$ . Note that this is the amount of energy in an infrared light quantum and, as such, is measurable by spectroscopical methods. From (10) this gives an absolute temperature of about 770,000 K which is certainly hotter than anything naturally occurring on Earth, though would be easily exceeded in most stars. Thus our analysis would not be useful for physical systems at room temperature although may be of interest for astrophysics.

However, suppose now we consider a financial system, and let the “energy quantum” represent now a unit of money, e.g. one dollar (with the Boltzmann constant being suitably redefined or discarded). A typical financial system, where the number of market participants is much less than the amount of money involved, could give values for the ratio of  $10^4$ , or much higher. The considerations in our paper would therefore take on greater importance for these systems.

### 2.2.2 Multi-point (Macrostate) Probability Distribution Function

We now generalize the calculations in (26)-(29) to obtain the multivariate probability function. We take  $p = 1, \dots, M + 1$  and an ascending integer sequence  $0 \leq j_1 < \dots < j_p \leq M$  and we define the  $p$ -variate probability function  $P\left(\prod_{s=1}^p (N_{j_s} = \tilde{n}_{j_s})\right)$  as the probability that we find  $\tilde{n}_{j_s}$  particles at energy level  $j_s$  for  $s = 1, \dots, p$ . The function is given in (32). We have:

$$\begin{aligned}
& C_{N-1}^{M+N-1} P\left(\prod_{s=1}^p (N_{j_s} = \tilde{n}_{j_s})\right) = \\
& \sum_{q=0}^{N-1} 1_{J_q^s \leq M} \left( \prod_{l=1}^p C_{\tilde{n}_{j_l}}^{m_l^{(q)}} (-1)^{m_l^{(q)} - \tilde{n}_{j_l}} 1_{\tilde{n}_{j_l} \leq m_l^{(q)}} \right) C_q^N C_{N-1-q}^{M-J_q^s+N-1-q} \\
& + \delta_{J_q^s, M} \left( \prod_{l=1}^p C_{\tilde{n}_{j_l}}^{m_l^{(N)}} (-1)^{m_l^{(N)} - \tilde{n}_{j_l}} 1_{\tilde{n}_{j_l} \leq m_l^{(N)}} \right) \tag{32}
\end{aligned}$$

subject to:

$$m_r^{(q)} = \sum_{l=1}^q \delta_{r,s_l} \text{ for } r = 1, \dots, p \quad \text{and} \quad m_r^{(N)} = \sum_{l=1}^N \delta_{r,s_l} \text{ for } r = 1, \dots, p.$$

Here, we have defined:

$$J_q^{\vec{s}} := \sum_{l=1}^q j_{s_l} \tag{33}$$

Note that for every  $q = 0, \dots, N - 1$  the expression on the right-hand side is summed over integer grid-points  $(s_l)_{l=1}^q$  of a  $q$ -dimensional hypercube of side length  $p$  i.e.  $(s_l)_{l=1}^q \in \{1, 2, \dots, p\}$ . As such the expressions in parentheses contain  $p^q$  terms. The expression on the right-hand side depends on  $(m_l^{(q)})_{l=1}^p$ . These numbers count how many coordinates of the grid-point are equal to  $l = 1, \dots, q$ . Therefore the  $p$ -variate probability function is invariant under permutations of its arguments. In addition, the identity  $\sum_{l=1}^p m_l^{(q)} = q$  holds true. The proof is in Appendix C.

In the case  $p = 1$  we have  $s_1 = \dots = s_N = 1$  and  $m_1^{(N)} = N$  and  $j_{s_1} = \dots = j_{s_q} = j_1 = j$ , the expressions in parentheses reduce to one term only, and we clearly retrieve the probability function in (29).

Expression (32) is cumbersome and does not provide much insight in to the problem. Thus, in order to better understand the expression, we compute its large- $N$  limit. We prove that the  $p$ -variate probability function is normalized to unity in Appendix E. In addition we take  $j_s = s - 1$  for  $s = 1, \dots, p$ , i.e. we are interested in the  $p$  lowest energy levels. The result is a multinomial distribution with likelihoods of individual trials  $\mathbf{p}_l$  given in (35). We have:

$$P\left(\bigcap_{s=1}^p (N_{j_s} = \tilde{n}_{j_s})\right) = \frac{N!}{(N - |\vec{\tilde{n}}|)! (\prod_{l=1}^p \tilde{n}_{j_l}!)} \prod_{l=1}^{p+1} \mathbf{p}_l^{\tilde{n}_{j_l}} \tag{34}$$

where

$$\mathbf{p}_l := \begin{cases} (\frac{T}{T+1})^l \frac{1}{T} & \text{if } l = 1, \dots, p \\ (\frac{T}{T+1})^p & \text{if } l = p + 1 \end{cases} \tag{35}$$

The proof is in Appendix D.

### 2.2.2.1 Specific cases

In the case  $p = 1$  the expression (D.6) reduces to the binomial distribution with mean  $N \langle x_0 \rangle$  and variance  $N \langle x_0 \rangle (1 - \langle x_0 \rangle)$  in accordance with equation (30). In the case  $p = M + 1$ , from (D.6), (35) and the conservation laws (3) and by using the Stirling approximation to the binomial coefficient, we get:

$$\begin{aligned}
P\left(\bigcap_{l=0}^M (N_l = \tilde{n}_l)\right) &= \frac{N!}{\prod_{l=0}^M \tilde{n}_l!} \frac{T^M}{(T+1)^{N+M}} \\
&= \left(\frac{1}{\sqrt{2\pi}} \frac{1}{\sqrt{T(T+1)}}\right) \frac{N!}{\prod_{l=0}^M \tilde{n}_l!} \frac{1}{C_{N-1}^{M+N-1}}
\end{aligned} \tag{36}$$

Here we have used  $n_{M+1} = N - \sum_{i=0}^M n_i = 0$ . The last line in (36) is, except for a multiplicative prefactor, equal to the number of microstates corresponding to one macrostate, divided by the total number of macrostates (compare (4) and (9)), which is what we would expect. The fact that the prefactor is not unity is due to the approximations made (large  $N$  approximations, Stirling approximation etc.). This could be improved upon using higher orders but is not needed here.

### 2.2.2.2 The mean, the covariance and the correlation matrices

Now take  $p = M + 1$ . In order to quantify the entire amount of fluctuations we give the mean and the covariance matrix of the  $(M + 1)$ -point distribution function. The mean reads:

$$\langle n_l \rangle = N \mathbf{p}_{l+1} = N \langle x_l \rangle \quad \text{for } l = 0, \dots, M \tag{37}$$

in accordance with the mean of the univariate distribution, given in (19). The covariance matrix reads:

$$\begin{aligned}
c_{l_1, l_2} &:= \langle (n_{l_1} - \langle n_{l_1} \rangle)(n_{l_2} - \langle n_{l_2} \rangle) \rangle \\
&= \begin{cases} -N \mathbf{p}_{l_1+1} \mathbf{p}_{l_2+1} = -N \langle x_{l_1} \rangle \langle x_{l_2} \rangle & \text{if } l_1 \neq l_2 \\ N \mathbf{p}_{l_1+1} (1 - \mathbf{p}_{l_1+1}) = N \langle x_{l_1} \rangle (1 - \langle x_{l_1} \rangle) & \text{otherwise} \end{cases}
\end{aligned} \tag{38}$$

for  $l_1, l_2 = 0, \dots, M$ . in accordance with (23). The results (37) and (38) follow from the fact that the multivariate distribution is a multinomial distribution.

From (37) and (38) we compute the Pearson correlation coefficient  $\rho_{n_i, n_j}$  between occupation numbers at levels  $i \neq j$ .

$$\begin{aligned}
\rho_{n_i, n_j} &:= \frac{\langle (n_i - \langle n_i \rangle)(n_j - \langle n_j \rangle) \rangle}{\sigma_j \sigma_i} \\
&= -\sqrt{\frac{\langle x_i \rangle \langle x_j \rangle}{(1 - \langle x_i \rangle)(1 - \langle x_j \rangle)}} \\
&= \begin{cases} -T^{(i+j)/2} & \text{for } T \rightarrow 0 \text{ and } i, j > 0 \\ -T^{-1} & \text{for } T \rightarrow \infty \end{cases} \tag{39}
\end{aligned}$$

We can see that occupation numbers of any two different levels are anticorrelated. The occupation numbers become uncorrelated once temperatures become high or low and a maximal correlation is attained at some intermediate temperature (see Figure F.6). This is what one would intuitively expect, since at both high and low temperatures the mean occupations tend to zero and as such can be treated as independent from each other.

### 2.2.2.3 “The total amount of fluctuations” in units of the mean occupation.

We conclude this section by investigating how strong is the effect of fluctuations on the whole vector of occupation numbers rather than only on one particular occupation number, which was the problem that we explored in (25). Here we need to use some measures associated with the covariance matrix and the vector of mean occupation numbers. We choose to compare the square root of the trace of the covariance matrix to the  $L^1$  norm of the vector of mean occupation numbers. Note that this is a natural generalisation of the variance for multivariate distributions, i.e. it is of the form:  $\frac{\langle \|\vec{Y} - \langle \vec{Y} \rangle\|^2 \rangle}{|\langle \vec{Y} \rangle|}$ , where  $\|\cdot\|$  and  $|\cdot|$  are the  $L^2$  and  $L^1$  norms respectively and  $\vec{Y}$  is the random vector. We define  $\underline{c} := (c_{i,j})_{i,j=0}^M$  and  $\vec{n} := (\langle n_i \rangle)_{i=0}^M$ , and make the substitution  $\mathfrak{r} = \frac{T}{T+1}$ . Using (37) and (38), we calculate the following:

$$\frac{\sqrt{\text{tr}(\underline{c})}}{|\vec{n}|} = \sqrt{\frac{\mathfrak{r}}{(1+\mathfrak{r})}} \frac{\sqrt{2 - \mathfrak{r}^M - \mathfrak{r}^{M+1} + \mathfrak{r}^{2M+1} - \mathfrak{r}^{2M+2}}}{\sqrt{N}(1 - \mathfrak{r}^{M+1})} \tag{40}$$

$$= \frac{1}{\sqrt{N}} \begin{cases} \frac{1}{\sqrt{1-e^{-N}}} & \text{if } T \rightarrow \infty \\ \sqrt{T} & \text{if } T \rightarrow 0 \end{cases} \tag{41}$$

We examine the approach to the high temperature limit more closely by graphing (in figure F.7) the function in equation (40) against  $T$ , for different values of  $N$ . We can see that, for fixed  $N$ , the total amount of fluctuations increase with  $T$  towards the constant value given in equation (41), as opposed to the univariate case in equation (25) where the “amount of fluctuations” diverged

as  $T \rightarrow \infty$ . Therefore, the conclusion from (25) still holds and the system does not converge on the Maxwell-Boltzmann distribution but instead fluctuates around it except that the total amount of fluctuations asymptotically approaches a finite limit.

### 2.2.3 Corrections to Fluctuations for Finite $N$

We can see, from (31), that in the thermodynamic limit,  $N \rightarrow \infty$ , the amount of fluctuations present in the system depends on the temperature  $T$  and the total number of particles  $N$ . For finite systems, however, there are corrections to the amount of fluctuations which we specify now. We note that the last term in (29) is absorbed as the  $q = N$  term into the sum and the sum over  $q$  is performed by expressing the ratio of binomial factors as a Laplace transform by  $q$  viz:

$$1_{qj \leq M} \frac{C_{N-1-q}^{M+N-1-q(j+1)}}{C_{N-1}^{M+N-1}} = \langle \theta^j \rangle =: \int_0^1 d\theta \omega_j(\theta) \theta^q \quad (42)$$

where the weight  $\omega_j(\theta)$  reads:

$$\omega_j(\theta) = \int_{i\mathbb{R}} \frac{dq}{2\pi i} \theta^{-(q+1)} 1_{qj \leq M} \frac{C_{N-1-q}^{M+N-1-q(j+1)}}{C_{N-1}^{M+N-1}} \quad (43)$$

Exchanging the integration in (42) with the sum over  $q$  in (29) we easily arrive at the following result:

$$P(N_j = \tilde{n}_j) = C_{n_j}^N \int_0^1 d\theta \omega_j(\theta) \theta^{n_j} (1 - \theta)^{N-n_j} \quad (44)$$

The integral in (43) can be done analytically by using complex calculus, however, since we see in Figures F.3 and F.4 that the corrections are not higher than a couple of percent even for  $N$  of the order of a couple of tens we do not see any motivation in deriving these results analytically. Thus, we conclude, the distribution of the number of particles on the  $j^{\text{th}}$  level is a continuous linear superposition of Binomial distributions with mean  $N\theta$  and variance  $N\theta(1-\theta)$  and weights  $\omega_j(\theta)$  for  $\theta \in [0, 1]$ . In the thermodynamic limit the weight tends towards a Dirac delta function that picks out  $\theta = \langle x_j \rangle$  and we retrieve the result from equation (30).

## 3 Conclusions

It has long been understood that the state to which an isolated thermodynamic system is attracted to, as a result of the Law of Large Numbers (i.e.

$N \rightarrow \infty$ ), becomes an exponential distribution in the thermodynamic limit. In this document however, we have shown that for every finite  $N$  (large enough for some of the formulae simplifications used in this document to be valid), there always exists some degree of fluctuations that depend on the temperature of the system. The occupations of the energy levels fluctuate, and their distributions can be well approximated by normal curves with means  $N \langle x_j \rangle$  and variances  $N \langle x_j \rangle (1 - \langle x_j \rangle)$  (here  $\langle x_j \rangle$  is the mean occupation density of the  $j^{\text{th}}$  energy level and is given in (18)). In fact for higher temperatures the fluctuations can be considerable relative to the mean occupation, as seen in Figure (F.1) and Figure (F.2). Thus, under these conditions, one cannot speak about a static distribution of particles among the energy levels since in any finite fixed  $N$  system, there is always some degree of fluctuation about the underlying mean distribution.

In this work we used “temperature” in the sense of a specific energy (energy per particle). If we look at other systems, this temperature could be a proxy for any “*mean quantity*” (i.e. the amount per component, of a conserved quantity that is distributed among the components) in any finite  $N$  thermodynamic-like system. This understanding that there are increasing degrees of disorder associated with an increasing mean quantity can be applied to any average quantity.

Furthermore, several people [19,20,21,22] have recently applied Boltzmann statistics to income distributions and the financial markets. We believe our work can help explain why financial markets are an economic equilibrium that is not static, but fluctuating. We believe this work has the potential to lead to a method for measuring the temperature (i.e. the amount of fluctuations) and the rate of change of temperature (i.e. trending) in financial and property markets.

But possibly the most interesting thing of all is to think about what happens in a thermodynamic-like system, when the components of the system are not simple things like particles, but entities with some intelligence having the ability to adapt to their environment. Such adaptive entities would be capable of choosing to convert potential energy stores into kinetic energy (and vice versa) and as a result the overall system would effectively have the ability to “*endogenously*” alter its own temperature.

It has long been understood that simple systems spontaneously move to a thermal equilibrium. In future work we hope to show that (as a result of competition and cooperation) “*complex adaptive systems*” gravitate to another type of equilibrium, an equilibrium somewhere between order and disorder, an equilibrium which maximizes survival by maximizing flexibility, an equilibrium which we might call a “*structural*” or “*organizational equilibrium*”.

## Acknowledgements

We are grateful to Piotr Fronczak and Agata Fronczak and Stefan Thurner for bringing to our attention the works of Evans and coworkers [23a–b] on the Fluctuation Theorem [24]. Since this Theorem deals with deviations from the Second Law of Thermodynamics in classical dissipative systems the Theorem is closely related to our work that too deals with fluctuations at the thermodynamic equilibrium. We stress, however, that our work is based on different assumptions; we deal with a conservative system at equilibrium rather than with a dissipative system moving towards equilibrium.

## Appendix A

Here we list some important identities that are used in this paper. We believe that these identities are useful *per se* in analysis, partial differential equations, and probability & statistics.

### The Sum of Powers Identity:

$$\sum_{l=0}^{t-1} l^n = \sum_{k=0}^{n+1} t^{n-k+1} \frac{n!}{(n-k+1)!} c_k \quad (\text{A.1})$$

where

$$c_k := \sum_{p=0}^k (-1)^p \sum_{\substack{n_1+\dots+n_p=p+k \\ n_1, \dots, n_p \geq 2}} \frac{1}{\prod_{q=1}^p n_q!} = \left(1, -\frac{1}{2}, \frac{1}{12}, -\frac{1}{8}, \dots\right) \quad (\text{A.2})$$

for  $k = 0, \dots, n+1$ . The identity (A.2) can be proven by using a trick  $d_{\log(t)^n}^n t^l \Big|_{t=1} = l^n$  for  $n, l \in \mathbb{N}$ , changing the order of differentiation and summation, re-summing the resulting geometric series, and differentiating the result using the chain rule of differentiation.

### The Combinatorial Identity:

$$\sum_{1 \leq l_1 < \dots < l_s \leq 4-n} \prod_{j=0}^s C_{l_{j+1}-l_j-1}^{p_{j+1}-p_j-1} = C_{4-n-s}^{4-s} \quad (\text{A.3})$$

with  $l_0 = p_0 = 0$  and  $l_{s+1} = p_{s+1} = 5$ . The identity (A.3) is easily proven from combinatorial considerations. The proof is left to the reader.

### The ‘‘Sum Over a Simplex I’’ Identity:



$$\sum_{a < l_s < \dots < l_1 < b} \prod_{l=1}^s (l)^{n^{(l)}} = \frac{(b-a-1)^{s+N^s}}{\prod_{l=1}^s (l + (N^s - N^{s-l}))} \quad (\text{A.4})$$

where  $N^j := \sum_{q=1}^j n^{(q)}$  for  $j = 1, \dots, s$ . The sum (A.4) is done by proceeding from indices with large subscripts towards those with small subscripts and at every time applying the identity (A.1). In doing this we retain the highest order term only. However, inclusion of lower terms is possible since they are of the same form as the highest order term. It is only that the enumeration of all possible terms that emerge is cumbersome. This is left for future work.

**The ‘‘Sum Over a Simplex II’’ Identity:**

$$\begin{aligned} & \sum_{0 \leq n_0 \leq \dots \leq n_{p-1} \leq n_p} \prod_{q=0}^{p-1} a_q^{n_q} \\ &= \sum_{q=0}^p (-1)^q \frac{\prod_{l=q}^{p-1} a_l^{n_p+p-l}}{\prod_{l=0}^{q-1} (1 - a_l \dots a_{q-1}) \prod_{l=q}^{p-1} (1 - a_q \dots a_l)} \end{aligned} \quad (\text{A.5})$$

The identity follows from a iterative application of the geometric sum formula.

**The ‘‘Integral Over a Simplex’’ Identity:**

$$\begin{aligned} & \int_{0 \leq \xi_i \leq \dots \leq \xi_1 \leq 1} d^i \xi \xi^{\vec{m}^{(1)}} \cdot \prod_{j=0}^{i-1} (\xi_j - \xi_{j+1})^{m_j^{(2)}} = \\ & \prod_{j=0}^{i-1} m_j^{(2)}! \cdot \prod_{j=1}^i \frac{\left( j - 1 + \sum_{q=i-j+1}^i m_q^{(1)} + m_q^{(2)} \right)}{\left( j - m_{i-j}^{(1)} + \sum_{q=i-j}^i m_q^{(1)} + m_q^{(2)} \right)} \end{aligned} \quad (\text{A.6})$$

where  $\xi_{i+1} = 0$  and  $\xi_0 = 1$ . The integral (A.6) is computed by integrating in decreasing order of the subscript, i.e. starting from  $\xi_i$  and ending at  $\xi_1$ , at each time substituting for  $\xi_j = \xi_{j-1} t_j$  where  $t_j \in [0, 1]$  for  $j = i, \dots, 1$  and by using the identity :

$$\int_0^1 dt t^n (1-t)^m = \frac{n!m!}{(n+m+1)!} \quad (\text{A.7})$$

for  $n, m > -1$ .

**The ‘‘Power of the Sum’’ Identity:**

$$\left(\frac{1-z^{M+1}}{1-z} + z^j u\right)^N = \sum_{p=0}^M z^p \left( \left( \sum_{q=0}^{N-1} 1_{qj \leq p} u^q \alpha_q^{(p,j,N)} \right) + \delta_{Nj,p} u^N \right) + O(z^{M+1}) \quad (\text{A.8})$$

where the coefficients read:

$$\alpha_q^{(p,j,N)} = C_q^N C_{N-1-q}^{p-qj+N-1-q} \quad (\text{A.9})$$

for  $q = 0, \dots, N-1$ . The proof is in Appendix B.

### The ‘‘Differential’’ Identity:

$$\frac{d^m}{dy^m} (e^y - 1)^q = \sum_{s=1}^m (e^y - 1)^{q-s} e^{sy} \left( \prod_{j=0}^{s-1} (q-j) \right) a_s^{(m)} \quad (\text{A.10})$$

where the coefficients satisfy recursion relations:

$$\begin{aligned} a_s^{(m+1)} &= s a_s^{(m)} 1_{s \leq m} + a_{s-1}^{(m)} 1_{s \geq 2} \\ &= \sum_{\substack{n_l=0 \\ l=0}}^{s-1} \prod_{l=0}^{s-1} (s-l)^{n_l} \end{aligned} \quad (\text{A.11})$$

$$= \sum_{0 \leq \tilde{n}_0 \leq \dots \leq \tilde{n}_{s-2} \leq m-s+1} (1)^{m-s+1} \prod_{l=0}^{s-2} \left( \frac{s-l}{s-l-1} \right)^{\tilde{n}_l} \quad (\text{A.12})$$

$$= \sum_{q=0}^{s-1} (-1)^q \frac{\prod_{l=q}^{s-2} \left( \frac{s-l}{s-l-1} \right)^{m-l}}{\left( \prod_{l=0}^{q-1} \frac{l-q}{s-q} \right) \left( \prod_{l=q}^{s-2} \frac{q-l-1}{s-l-1} \right)} \quad (\text{A.13})$$

$$= \frac{1}{(s-1)!} \sum_{q=0}^{s-1} (-1)^q C_q^{s-1} (s-q)^m \quad (\text{A.14})$$

$$= \{ \{1\}, \{1, 1\}, \{1, 3, 1\}, \{1, 7, 6, 1\}, \{1, 15, 25, 10, 1\}, \{1, 31, 90, 65, 15, 1\} \dots \} \quad (\text{A.15})$$

with  $a_s^{(1)} = 1$ . The equality in (A.11) follows from iterating the recursion relation and recognizing a pattern in the consecutive iterates. The equality in (A.12) follows from parameterizing the sum over the simplex and the equality in (A.13) follows from (A.5). Finally, the equality in (A.14) results from simplifying expression (A.5). In (A.15) we give numerical values for the coefficients for  $m = 0, \dots, 5$ . Note that since recursion relations such as (A.11) appear in such vast fields as anomalous diffusion processes and econometrics & time series modelling, mathematical techniques for solving these relations, presented here, are valuable for researchers from those fields.

**The ‘‘Polynomial’’ Identity:**

$$(\alpha + 1)_{n-1} := \prod_{j=1}^n (\alpha + j) = \sum_{p=0}^n \alpha^{n-p} \frac{n^{2p}}{2^p p!} \quad (\text{A.16})$$

The identity (A.16) is valid in the limit  $n \rightarrow \infty$  and it follows from expanding the product into a sum and computing the coefficients at powers of  $\alpha$  using identity (A.4).

**An Auxiliary Lemma:**

$$\begin{aligned} S_{n;p_1,p_2}^{\alpha_1,\alpha_2} &:= \sum_{n_1=p_1}^{n-p_2} (n - n_1)^{\alpha_1} n_1^{\alpha_2} \\ &= (n - p_2)^{\alpha_2+1} n^{\alpha_1} \int_0^1 d\xi \xi^{\alpha_2} \left(1 - \frac{n - p_2}{n} \xi\right)^{\alpha_1} \\ &\quad - p_1^{\alpha_2+1} n^{\alpha_1} \int_0^1 d\xi \xi^{\alpha_2} \left(1 - \frac{p_1}{n} \xi\right)^{\alpha_1} \end{aligned} \quad (\text{A.17})$$

$$= n^{\alpha_1+\alpha_2+1} \left( B\left(\frac{n - p_2}{n}, \alpha_2 + 1, \alpha_1 + 1\right) - B\left(\frac{p_1}{n}, \alpha_2 + 1, \alpha_1 + 1\right) \right) \quad (\text{A.18})$$

Here  $B$  is the incomplete Beta function. The result (A.17) follows from expanding the term in parentheses in a binomial expansion, doing the sum over  $n_1$  using the leading order term in (A.1) and then re-summing the binomial expansion.

**The Generalization of the ‘‘Auxiliary Lemma’’:**

$$\begin{aligned} S_{n;p_1,\dots,p_N}^{\alpha,\dots,\alpha_N} &:= \sum_{n_1+\dots+n_N=n} \prod_{j=1}^N n_j^{\alpha_j} 1_{p_j \leq n_j} \\ &= n^{N-1+\sum_{q=1}^N \alpha_q} \int_{[0,1]^{N-1}} d^{N-1}\theta \left( \prod_{j=1}^{N-2} \theta_j^{\sum_{q=1}^{N-j} \alpha_q} (1 - \theta_j)^{\alpha_{N-j+1}} \right) \theta_{N-1}^{\alpha_2} (1 - \theta_{N-1})^{\alpha_1} \left( \prod_{j=1}^{N-1} 1_{\frac{p_{N-j}}{n\theta_{j-1}} \leq \theta_j \leq 1 - \frac{p_{N-j+1}}{n\theta_{j-1}}} \right) \end{aligned} \quad (\text{A.19})$$

The result (A.19) follows from an iterative application of (A.17) and performing the manipulations that were used to derive (A.17). Note that when all  $p_j = 0$  the integral on the right hand side factorizes and equals the multivariate Beta function, which is

$$\prod_{q=1}^N \frac{\alpha_q!}{(N-1+\sum_{q=1}^N \alpha_q)}.$$

## Appendix B

We prove the ‘‘Power of the Sum’’ identity (A.8):

$$\begin{aligned} \left( \frac{1 - z^{M+1}}{1 - z} + z^j u \right)^N &= \left( \sum_{p=1}^M z^p (1 + \delta_{p,j} u) \right)^N \\ &= \left( \sum_{p=0}^M z^p \sum_{p_1=0}^p (\delta_{p_1,j} u + 1) (\delta_{p-p_1,j} u + 1) \right)^{N-1} = \left( \cdots (\delta_{p,2j} u^2 + 2 \cdot 1_{j \leq p} u + p + 1) \right)^{N-1} \end{aligned} \quad (\text{B.1})$$

$$\begin{aligned} &= \left( \cdots \sum_{p_1=0}^p (\delta_{p_1,j} u + 1) (\delta_{p-p_1,2j} u^2 + 1_{j \leq p-p_1} 2u + C_1^{p-p_1+1}) \right)^{N-2} \\ &= \left( \cdots (\delta_{p,3j} u^3 + 3 \cdot 1_{2j \leq p} u^2 + 3 \cdot 1_{j \leq p} u C_1^{p-j+1} + C_2^{p+2}) \right)^{N-3} \end{aligned} \quad (\text{B.2})$$

$$\begin{aligned} &= \left( \cdots \sum_{p_1=0}^p (\delta_{p_1,j} u + 1) (\delta_{p-p_1,3j} u^3 + 3 \cdot 1_{2j \leq p-p_1} u^2 + 3 \cdot 1_{j \leq p-p_1} u C_1^{p-p_1-j+1} + C_2^{p-p_1+2}) \right)^{N-4} \\ &= \left( \cdots (\delta_{p,4j} u^4 + 4 \cdot 1_{3j \leq p} u^3 + 6 \cdot 1_{2j \leq p} C_1^{p-2j+1} u^2 + 4 \cdot 1_{j \leq p} C_2^{p-j+2} + C_3^{p+3}) \right)^{N-4} \end{aligned} \quad (\text{B.3})$$

Thus identity (A.8) holds for  $N = 2, 3, 4$ . Assume identity is valid for any value of  $N$ . Then the coefficient at  $z^p$  in  $S^{N+1}$  reads:

$$\begin{aligned} &\sum_{p_1=0}^p (\delta_{p_1,j} u + 1) \left( \sum_{q=0}^{N-1} 1_{qj \leq p-p_1} \alpha_q^{(p-p_1,j,N)} u^q + \delta_{Nj,p-p_1} u^N \right) \quad (\text{B.4}) \\ &= \left( \sum_{q=0}^{N-1} 1_{(q+1)j \leq p} \alpha_q^{(p-j,j,N)} u^{q+1} \right) + \delta_{(N+1)j,p} u^{N+1} + \left( \sum_{q=0}^{N-1} \sum_{p_1=0}^{p-qj} \alpha_q^{(p-p_1,j,N)} u^q \right) + 1_{Nj \leq p} u^N \\ &= \sum_{q=0}^N (1_{qj \leq p} C_{q-1}^N C_{N-q}^{p-qj+N-q} 1_{q \geq 1} + 1_{q < N} \sum_{p_1=0}^{p-qj} C_q^N C_{N-1-q}^{p-p_1-qj+N-1-q}) u^q + 1_{Nj \leq p} u^N + \delta_{(N+1)j,p} u^{N+1} \\ &= \sum_{q=0}^N (1_{qj \leq p} C_{q-1}^N C_{N-q}^{p-qj+N-q} 1_{q \geq 1} + 1_{q < N} C_q^N C_{N-q}^{p-qj+N-q}) u^q + 1_{Nj \leq p} u^N + \delta_{(N+1)j,p} u^{N+1} \\ &= \sum_{q=0}^N 1_{qj \leq p} C_q^{N+1} C_{N-q}^{p-qj+N-q} u^q + \delta_{(N+1)j,p} u^{N+1} \\ &= \sum_{q=0}^N 1_{qj \leq p} \alpha_q^{(p,j,N+1)} u^q + \delta_{(N+1)j,p} u^{N+1} \quad \mathbf{q.e.d.} \end{aligned} \quad (\text{B.5})$$

## Appendix C

Here we derive a formula for the  $p$ -variate probability function of the occupation numbers, i.e. the likelihood to find  $n_{j_s}$  particles on energy level  $j_s$  for  $s = 1, \dots, p$ , respectively. The calculations are a natural extension of calculations (26)-(29), in the  $p = 1$  case and thus we leave the explanations to the reader. We take an ordered sequence  $0 \leq j_1 < \dots < j_p$  and we write:

$$C_{N-1}^{M+N-1} P\left(\bigcap_{s=1}^p N_{j_s} = \tilde{n}_{j_s}\right) = \sum_{\substack{M \\ \sum_{q=0}^M n_q = N}} \frac{N!}{\prod_{q=0}^M n_q!} \delta_{M, \sum_{q=0}^M q n_q} \left(\prod_{s=1}^p \delta_{n_{j_s}, \tilde{n}_{j_s}}\right) \quad (\text{C.1})$$

$$= \frac{1}{M!} \frac{d^M}{dz_1^M} \left(\prod_{s=1}^p \frac{1}{\tilde{n}_{j_s}!} \frac{d^{\tilde{n}_{j_s}}}{dz_{1+s}^{\tilde{n}_{j_s}}}\right) \left(\frac{1 - z_1^{M+1}}{1 - z_1} + \left(\sum_{s=1}^p z_1^{j_s} (z_{1+s} - 1)\right)\right) \Big|_{z_1=0} \Big|_{z_{1+s}=0} \quad (\text{C.2})$$

$$= \left(\prod_{s=1}^p \frac{1}{\tilde{n}_{j_s}!} \frac{d^{\tilde{n}_{j_s}}}{dz_{1+s}^{\tilde{n}_{j_s}}}\right) \left(\sum_{q=0}^{N-1} C_q^N \mathbb{1}_{J_q^{\vec{s}} \leq M} C_{N-1-q}^{M-J_q^{\vec{s}}+N-1-q} \prod_{l=1}^q (z_{1+s_l} - 1) + \delta_{M, J_N^{\vec{s}}} \prod_{l=1}^N (z_{1+s_l} - 1)\right) \quad (\text{C.3})$$

$$= \left[\sum_{q=0}^{N-1} \mathbb{1}_{J_q^{\vec{s}} \leq M} \left(\prod_{l=1}^p C_{\tilde{n}_{j_l}}^{m_l^{(q)}} (-1)^{m_l^{(q)} - \tilde{n}_{j_l}} \mathbb{1}_{\tilde{n}_{j_l} \leq m_l^{(q)}}\right) C_q^N C_{N-1-q}^{M-J_q^{\vec{s}}+N-1-q}\right]$$

$$+ \delta_{J_q^{\vec{s}}, M} \left(\prod_{l=1}^p C_{\tilde{n}_{j_l}}^{m_l^{(N)}} (-1)^{m_l^{(N)} - \tilde{n}_{j_l}} \mathbb{1}_{\tilde{n}_{j_l} \leq m_l^{(N)}}\right) \quad (\text{C.4})$$

subject to  $m_r^{(q)} = \sum_{l=1}^q \delta_{r, s_l}$  and  $m_r^{(N)} = \sum_{l=1}^N \delta_{r, s_l}$  for  $r = 1, \dots, p$ . Here  $J_q^{\vec{s}} := \sum_{l=1}^q j_{s_l}$ .

## Appendix D

Here we prove the large- $N$  limit of the multi-point probability function  $P\left(\bigcap_{s=1}^p (N_{j_s} = \tilde{n}_{j_s})\right)$  for the case of  $j_s = s - 1$ . Recall that  $(j_l)_{l=1}^p$  is a strictly ascending sequence  $0 \leq j_1 < \dots < j_p \leq M$ . Then, from (33),  $J_q^{\vec{s}} = \left(\sum_{l=1}^q s_l\right) - q$  and we have:

$$\begin{aligned}
& \sum_{s_1=1}^p \cdots \sum_{s_q=1}^p \frac{C_{N-1-q}^{M-J\bar{s}+N-1-q}}{C_{N-1}^{M+N-1}} \\
& \# \text{ of } r\text{'s in } (s_l)_{l=1}^q = m_r \\
& \text{for } r = 1, \dots, p \\
& \xrightarrow{N \rightarrow \infty} \sum_{s_1=1}^p \cdots \sum_{s_q=1}^p \frac{1}{T^q} \left( \frac{T}{T+1} \right)^{\sum_{l=1}^q s_l} \tag{D.1}
\end{aligned}$$

$$= \frac{1}{T^q} \frac{q!}{\prod_{l=1}^p m_l!} \left( \frac{T}{T+1} \right)^{\sum_{l=1}^p l m_l} \tag{D.2}$$

In (D.1) we used (18) and (19). For simplicity we drop the superscript in the  $m$  indices from now on. Note that the sum runs over all integer grid-points of a  $q$ -dimensional hypercube of side length  $p$  subject to the gridpoint having  $m_r$  coordinates equal to  $r = 1, \dots, p$ . In (D.2) we parametrized  $(s_l)_{l=1}^q := (j)_{j=1,l=1}^{p_j, r}$  for  $r = 1, \dots, q$  subject to  $\sum_{l=1}^r p_\theta^l = m_\theta$  for  $\theta = 1, \dots, p$  with  $p_\theta^l \geq 0$  and we summed the  $p$  parameters. Note that since the exponent  $\sum_{l=1}^q s_l = \sum_{l=1}^p l m_l$  does not depend on the  $p$  parameters the term in sum is multiplied by the cardinality of the set to be summed over and the cardinality in question equals the multinomial factor. Thus, from (32) and from (D.2), we have:

$$P \left( \bigcap_{s=1}^p N_{j_s} = \tilde{n}_{j_s} \right) = \tag{D.3}$$

$$= \sum_{q=0}^N C_q^N \frac{(-1)^{q-|\vec{n}|}}{T^q} \left( \frac{T}{T+1} \right)^{\sum_{l=1}^p l \tilde{n}_{j_l}} \frac{1}{\prod_{l=1}^p \tilde{n}_{j_l}!} \frac{q!}{(q-|\vec{n}|)!} \left( \frac{T}{T+1} \right)^1 + \cdots + \left( \frac{T}{T+1} \right)^p \tag{D.4}$$

$$= \frac{N!}{(N-|\vec{n}|)! \left( \prod_{l=1}^p \tilde{n}_{j_l}! \right)} \left( \frac{T}{T+1} \right)^{N-|\vec{n}|} \prod_{l=1}^p \left( \left( \frac{T}{T+1} \right)^l \frac{1}{T} \right)^{\tilde{n}_{j_l}} \tag{D.5}$$

$$= \frac{N!}{(N-|\vec{n}|)! \left( \prod_{l=1}^p \tilde{n}_{j_l}! \right)} \prod_{l=1}^{p+1} \mathbf{p}_l^{\tilde{n}_{j_l}} \tag{D.6}$$

In (D.4) we defined  $|\vec{n}| := \sum_{l=1}^p \tilde{n}_{j_l}$  and in (D.5) we performed the sum over the  $m_l^{(q)}$  parameters using the multinomial expansion formula. In (D.5) we performed the sum over  $q$  using the binomial expansion formula. Thus, as seen in (D.6), the result is a multinomial distribution with likelihoods of individual

trials given as:

$$\mathbf{p}_l := \begin{cases} \left(\frac{T}{T+1}\right)^l \frac{1}{T} & \text{if } l = 1, \dots, p \\ \left(\frac{T}{T+1}\right)^p & \text{if } l = p \end{cases} \quad (\text{D.7})$$

We check that the likelihoods of the individual trials sum up to unity. We have:

$$\begin{aligned} \sum_{l=1}^p \mathbf{p}_l &= \frac{1}{T} \left( \sum_{l=1}^p \left(\frac{T}{T+1}\right)^l \right) + \left(\frac{T}{T+1}\right)^p \\ &= 1 - \left(\frac{T}{T+1}\right)^p + \left(\frac{T}{T+1}\right)^p = 1 \end{aligned} \quad (\text{D.8})$$

as expected.

## Appendix E

Here we prove that the multi-point probability function (32) is normalized to unity. Firstly, for given  $q$  we parametrize the sequence of  $s$ 's as follows  $(s_l)_{l=1}^q := \left( \sum_{\theta=1}^p \sum_{\tilde{p}_\theta=1}^{r_\theta} \delta_{l, k_{\tilde{p}_\theta}^\theta} \right)_{l=1}^q$ . This means that we assume that the sequence of  $s$ 's contains  $r_i$  occurrences of the  $i^{\text{th}}$  integer ( $i = \{1, 2, \dots, p\}$ ) at positions  $k_1^i, \dots, k_{\tilde{p}_1}^i$ . Hence  $J_q^{\vec{s}} = \sum_{\theta=1}^p r_\theta j_\theta$  and  $m_l^q = r_l$  for  $l = 1, \dots, p$  and  $m_l^q = 0$  otherwise. Inserting this into (32) and summing over the occupation numbers we obtain:

$$\begin{aligned}
& C_{N-1}^{M+N-1} \sum_{\tilde{n}_{j_1}, \dots, \tilde{n}_{j_p}} P(N_{j_1} = \tilde{n}_{j_1}, \dots, N_{j_p} = \tilde{n}_{j_p}) = \\
& \sum_{q=0}^{N-1} \sum_{\substack{\sum_{\theta=1}^p r_{\theta}=q \\ r_1 \geq 0, \dots, r_p \geq 0}} \left( 1_{\sum_{\theta=1}^p r_{\theta} j_{\theta} \leq M} \frac{q!}{\prod_{\theta=1}^p r_{\theta}!} \prod_{\theta=1}^p \sum_{\tilde{n}_{j_{\theta}}} \left( C_{\tilde{n}_{j_{\theta}}}^{r_{\theta}} (-1)^{r_{\theta} - \tilde{n}_{j_{\theta}}} 1_{\tilde{n}_{j_{\theta}} \leq r_{\theta}} \right) \cdot C_q^N C_{N-1-q}^{M - (\sum_{\theta=1}^p r_{\theta} j_{\theta}) + N - 1 - q} \right) \\
& + \sum_{\substack{\sum_{\theta=1}^p r_{\theta} = N \\ r_1 \geq 0, \dots, r_p \geq 0}} \delta_{\sum_{\theta=1}^p r_{\theta} j_{\theta}, M} \frac{N!}{\prod_{\theta=1}^p r_{\theta}!} \prod_{\theta=1}^p \left( \sum_{\tilde{n}_{j_{\theta}}} C_{\tilde{n}_{j_{\theta}}}^{r_{\theta}} (-1)^{r_{\theta} - \tilde{n}_{j_{\theta}}} 1_{\tilde{n}_{j_{\theta}} \leq r_{\theta}} \right) = \tag{E.1}
\end{aligned}$$

$$\begin{aligned}
& \sum_{q=0}^{N-1} \sum_{\substack{\sum_{\theta=1}^p r_{\theta}=q \\ r_1 \geq 0, \dots, r_p \geq 0}} \left( 1_{\sum_{\theta=1}^p r_{\theta} j_{\theta} \leq M} \frac{q!}{\prod_{\theta=1}^p r_{\theta}!} \prod_{\theta=1}^p (1-1)^{r_{\theta}} \cdot C_q^N C_{N-1-q}^{M - (\sum_{\theta=1}^p r_{\theta} j_{\theta}) + N - 1 - q} \right) \\
& + \sum_{\substack{\sum_{\theta=1}^p r_{\theta} = N \\ r_1 \geq 0, \dots, r_p \geq 0}} \delta_{\sum_{\theta=1}^p r_{\theta} j_{\theta}, M} \frac{N!}{\prod_{\theta=1}^p r_{\theta}!} \prod_{\theta=1}^p (1-1)^{r_{\theta}} = \tag{E.2}
\end{aligned}$$

$$1_{0 \leq M} C_{N-1}^{M+N-1} + \delta_{0, M} \delta_{0, N} = C_{N-1}^{M+N-1} \tag{E.3}$$

In (E.2) we summed over the individual occupation numbers using the binomial expansion formula and the fact the term on the right hand side factorizes. It is readily seen that out of the entire sum in (E.2) only the term at  $r_1 = \dots = r_p = 0$  along with  $q = 0$  and  $N = 0$  in the first and second expression respectively is picked out which leads in a straightforward way to (E.2). This finishes the proof.

## References

- [1a] K. Huang, Introduction to Statistical Physics, Taylor & Francis, London, 2001, Chapters 5 & 6 pp. 60-88.
- [1b] “We conclude that the most probable distribution is almost a certainty, and that the Maxwell-Boltzmann distribution is the most prevalent condition. Suppose all possible states of the gas with given  $N$  and  $[M]$  are placed in a jar, symbolically speaking, and you reach in to pick out one state at random. You are almost certain to pick a state which will have the Maxwell-Boltzmann distribution”, Fluctuations, in: K. Huang, Introduction to Statistical Physics, Taylor & Francis, London, 2001, pp. 82-83



- [2] E. Friedman & W.T. Grubbs, The Boltzmann Distribution and Pascal's Triangle, *Chem. Educator* 8 (2003) 116-121.
- [3a] T.L. Hill, Thermodynamics of Small Systems, *J. Chem. Phys.* 36 (1962) 3182-3197.
- [3b] T.L. Hill, Thermodynamics of Small Systems, Dover, New York, 1994.
- [4a] J.L. Lebowitz & J.K. Percus, Thermodynamic Properties of Small Systems, *Phys. Rev.* 124 (1961) 1673-1681.
- [4b] J.L. Lebowitz & J.K. Percus, Long-Range Correlations in a Closed System with Applications to Nonuniform Fluids, *Phys. Rev.* 122 (1961) 1675-1691.
- [5] M.S.S. Challa & J.H. Hetherington, Gaussian Ensemble as an Interpolating Ensemble, *Phys. Rev. Lett.* 60 (1988) 77-80.
- [6] F. Gulminelli & Ph. Chomaz, Failure of thermodynamics near a phase transition, *Phys. Rev. E* 66 (2002) 046108.
- [7] M. Kastner, Phase transitions and configuration space topology, submitted for publication, <http://arxiv.org/abs/cond-mat/0703401>.
- [8] J. Dunkel & S. Hilbert, Phase transitions in small systems: Microcanonical vs. canonical ensembles, *Physica A*, 370 (2006) 390-406.
- [9] D.H.E. Gross & J.F. Kenney, The microcanonical thermodynamics of finite systems: The microscopic origin of condensation and phase separations, and the conditions for heat flow from lower to higher temperatures, *J. Chem. Phys.* 122 (2005) 224111.
- [10] K. Kelly, On the Probabilistic Behavior of Fluid (and Fluid-Like) Systems at Equilibrium, preprint, 2006.
- [11] S. MacRéamoinn, Mean Square Fluctuation Notes, preprint, 2007.
- [12] L. Boltzmann, Über die Beziehung zwischen dem zweiten Hauptsatze der mechanischen Wärmetheorie und der Wahrscheinlichkeitsrechnung, respektive den Sätzen über das Wärmegleichgewicht, *Wiener Berichte* 76 (1877) 373435.
- [13] F.J. Blatt, Classical Statistical Mechanics, in: *Modern Physics*, McGraw Hill, NY, 1992, Chapter 11, pp. 224-228.
- [14] R.M. Eisberg & R. Resnick, The Boltzmann Distribution, in: *Quantum Physics of Atoms, Molecules, Solids, Nuclei, and Particles* (2<sup>nd</sup> edition), Wiley, New York, 1985, Appendix C, pp. C1-C5.
- [15] P.A. Tipler & P. Llewellyn, Derivation of the Boltzmann Distribution, in: *Modern Physics* (4<sup>th</sup> edition), W.H. Freeman, New York, 2003, Appendix B3, <http://www.whfreeman.com/modphysics/PDF/APPB3-1c.pdf>.
- [16] E.T. Jaynes, The Gibbs Paradox, in: C.R. Smith, G.J. Erickson, & P.O. Neudorfer (eds.), *Maximum Entropy and Bayesian Methods*, Kluwer, Dordrecht, Holland, 1992, pp. 1-22.

- [17] S.R. Addison & J.E. Gray, Is extensivity a fundamental property of entropy?, J. Phys. A: Math. Gen. 34 (2001) 7733-7737.
- [18] D.P. Sheehan & D.H.E. Gross, Extensivity and the thermodynamic limit: Why size really does matter, Physica A 370 (2006) 461-482.
- [19] A. Dragulescu & V.M. Yakovenko, Statistical mechanics of money, Eur. Phys. J. B 17 (2000) 723-729.
- [20] J.C. Ferrero, The statistical distribution of money and the rate of money transference, Physica A 341 (2004) 575-585.
- [21] H. Yuqing, Income distribution: Boltzmann analysis and its extension, Physica A 377 (2007) 230-340.
- [22] H. Kleinert & X.J. Chen, Boltzmann Distribution and Market Temperature, Physica A 383 (2007) 513-518.
- [23a] D.J. Evans D J et al., Probability of Second Law Violations in Shearing Steady States, Phys. Rev. Lett. 71 (1993) 2401-2404; Phys. Rev. Lett. 71 (1993) 3616.
- [23b] D.J. Evans et al, Fluctuation relation for the temperature derivative of Lyapunov exponents, Phys. Rev. E 47 (1993) 2180-2182.
- [24] Fluctuation Theorem, Wikipedia, the Free Encyclopedia, [http://en.wikipedia.org/wiki/Fluctuation\\_theorem](http://en.wikipedia.org/wiki/Fluctuation_theorem) and references therein.

## F Figures

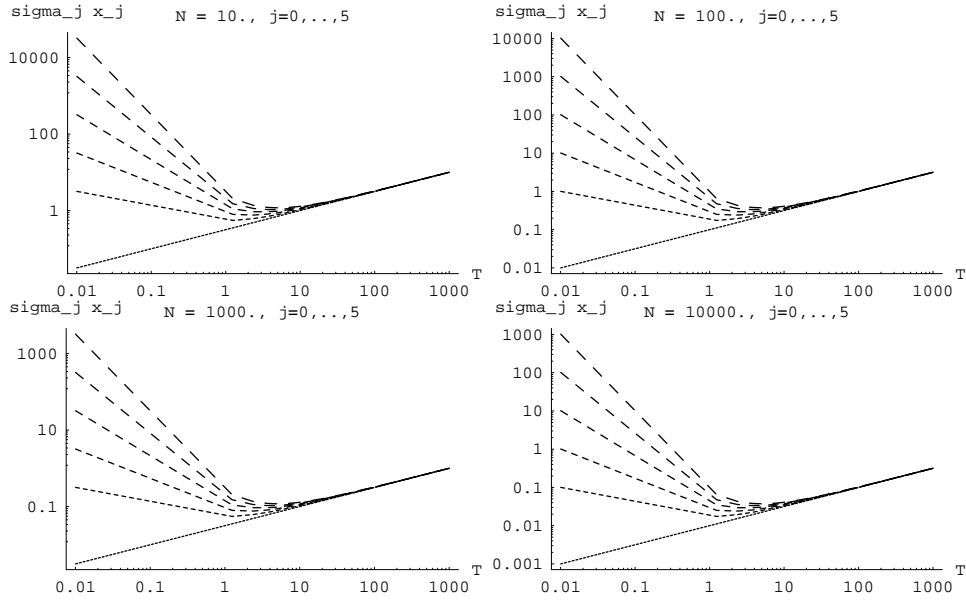


Fig. F.1. The standard deviation of the occupation numbers of the energy levels in units of the mean occupation numbers as a function of temperature  $T$  for  $N = 10, \dots, 10^5$  and  $j = 0, \dots, 5$  (with growing dash length). At low and high temperatures the fluctuations are of the order of a couple of units of the mean occupation, thus “the system diverges”.

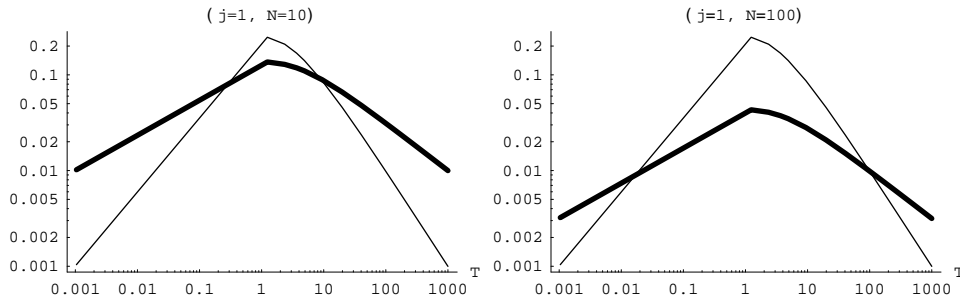


Fig. F.2. The occupation density (thin line) of the first energy level, along with its standard deviation (thick line) as a function of temperature. Here the number of particles reads  $N = 10$  (left) and  $N = 100$  (right). We see that at low and at high temperatures the standard deviation exceeds the mean occupation density and thus the system fluctuates strongly.

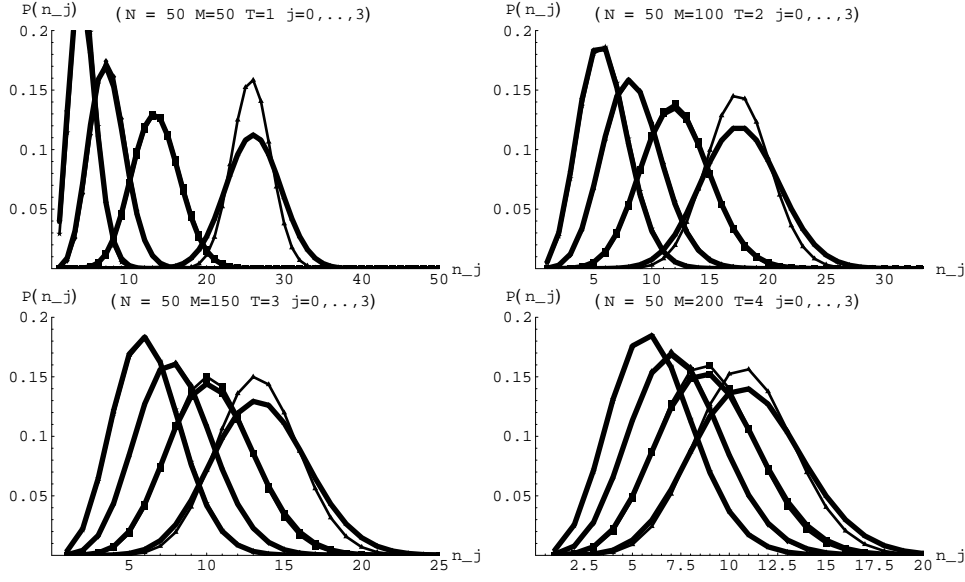


Fig. F.3. The probability distributions,  $P(n_j)$ , of the occupations numbers of energy levels  $j$  for both the exact formula (thin line) and the formula derived in the thermodynamic limit (thick line). Here  $j = 0, \dots, 3$  (from right to the left) and  $N = 50$  and the value of  $T$  in the plots clockwise from top left is  $T := M/N = 1, 2, 3, 4$  respectively.

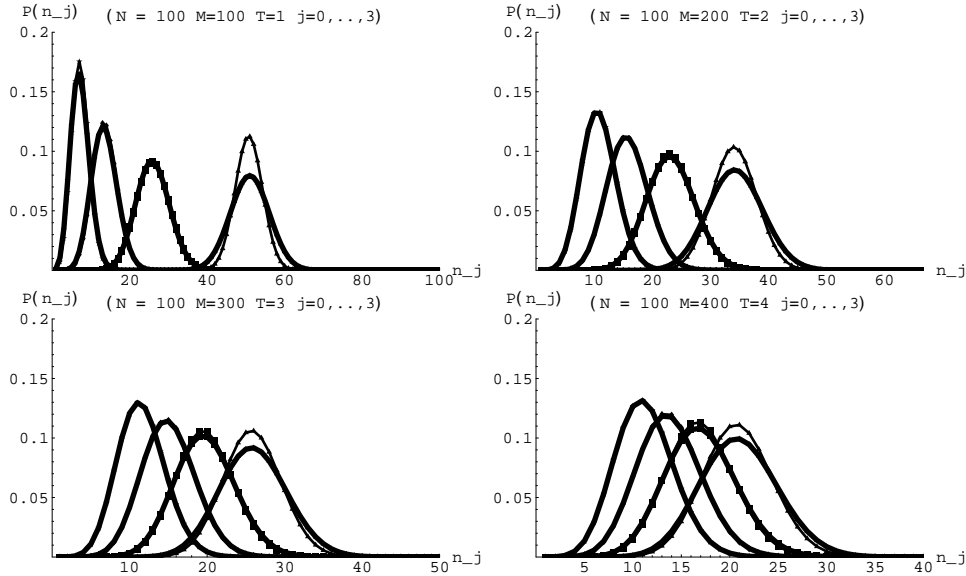


Fig. F.4. Same as in Figure F.3 but now have  $N = 100$ .

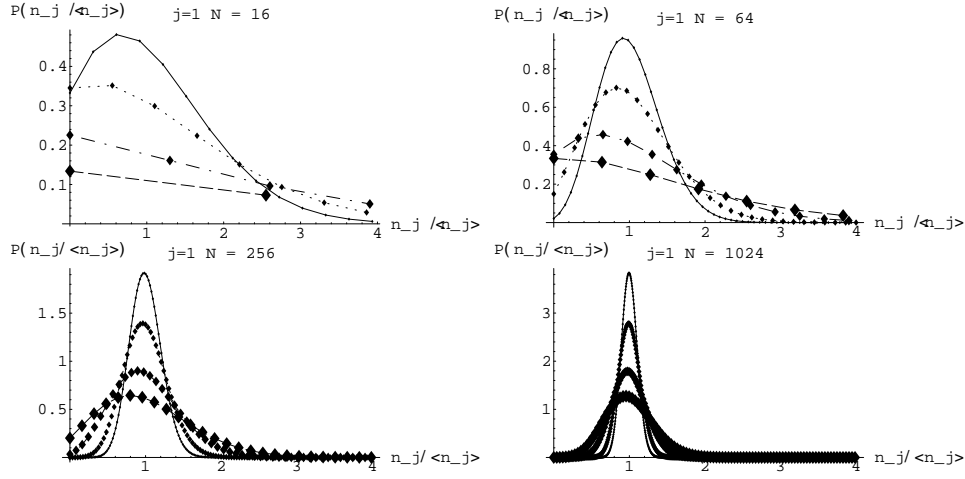


Fig. F.5. The probability distribution of the occupation number of level  $j = 1$  for temperatures  $T = 10, 20, 50, 100$  and for system sizes  $N = 16, 64, 256, 1024$ . For every finite  $N$  the system “diverges” when the temperature goes to infinity.

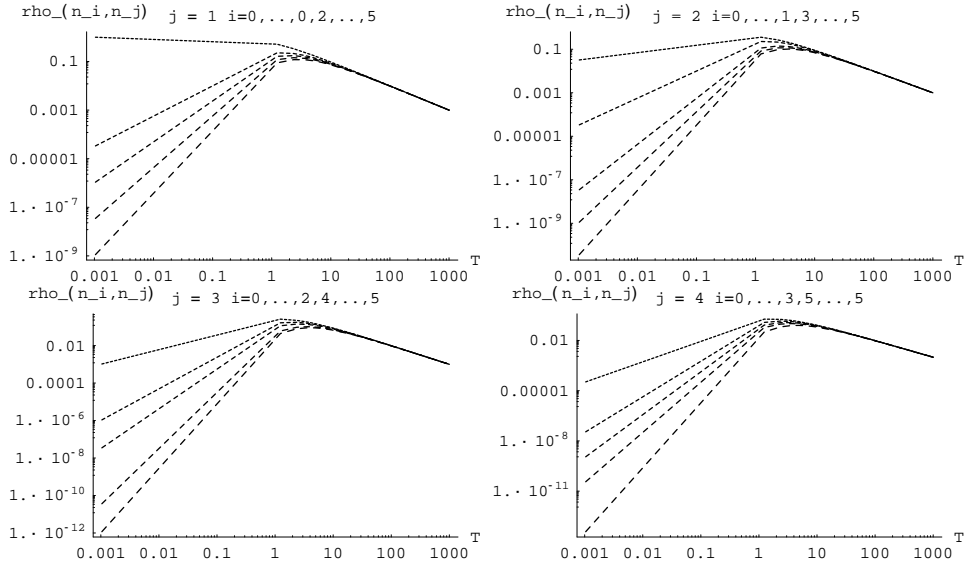


Fig. F.6. The modulus of correlations between occupation numbers at different levels  $i = 0, \dots, 5$  (with increasing dash length) and  $j$  for  $j = 1, \dots, 4$ . Occupations of two different levels can be roughly treated as independent from each other unless  $i, j = 0, 1$  or  $i, j = 1, 0$  and temperatures are close to unity.

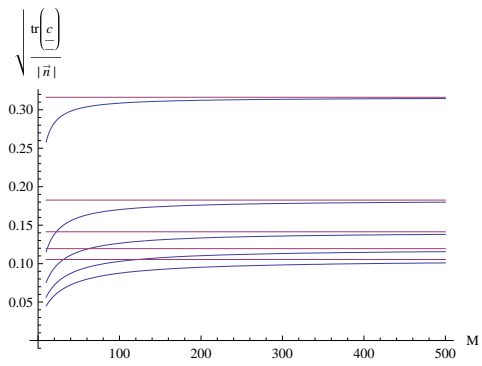


Fig. F.7. The total amount of fluctuations of the vector of the occupation numbers, graphed as a function of  $T$ , for  $N = 10, 30, 50, 70, 90$ . The amount of fluctuations were expressed as the trace of the covariance matrix of the occupation numbers in units of the  $L^1$  norm of the vector of mean occupation numbers.