

# STRICT PARTITIONS OF MAXIMAL PROJECTIVE DEGREE

DAN BERNSTEIN

ABSTRACT. The projective degrees of strict partitions of  $n$  were computed for all  $n \leq 100$  and the partitions with maximal projective degree were found for each  $n$ . It was observed that maximizing partitions for successive values of  $n$  “lie close to each other” in a certain sense. Conjecturing that this holds for larger values of  $n$ , the partitions of maximal degree were computed for all  $n \leq 220$ . The results are consistent with a recent conjecture on the limiting shape of the strict partition of maximal projective degree.

## 1. INTRODUCTION

Let  $\lambda = (\lambda_1, \lambda_2, \dots)$  be a partition of  $n$ , denoted as usual by  $\lambda \vdash n$ . Let  $f^\lambda$  denote the number of standard tableaux of shape  $\lambda$ .  $f^\lambda$  is also the number of paths in the Young graph  $Y$  from the root  $(1)$  to  $\lambda$ , and it is also the degree of the irreducible character  $\chi^\lambda$  of the symmetric group  $S_n$ .

A partition  $\lambda = (\lambda_1, \dots, \lambda_r) \vdash n$  is said to be *strict* if  $\lambda_1 > \lambda_2 > \dots > \lambda_r > 0$  for some  $r$ . In that case we write  $\lambda \models n$ . Let  $SY$  be the subgraph of the Young graph  $Y$  formed by the strict partitions. If  $\lambda \models n$ , let  $g^\lambda$  denote the number of paths in  $SY$  from the root  $(1)$  to  $\lambda$ . According to a theorem by Schur,  $g^\lambda$  is the degree of the projective representation of  $S_n$  corresponding to  $\lambda$ . It is also the number of standard young tableaux of *shifted shape*  $\lambda$ .

Vershik and Kerov [6, 7] have determined the asymptotic shape of the partition  $\lambda$  that maximizes  $f^\lambda$  as  $|\lambda| = n \rightarrow \infty$ . They have also shown that the same shape is also the asymptotic expected shape of a random partition with respect to the Plancherel measure. The latter result was reached independently by Logan and Shepp [4] as well. Through the Robinson-Schensted algorithm, the expected shape relates to the expected length of the longest increasing subsequence in a random permutation. For some recent developments related to this problem and the probability distributions involved, see [1, 2, 5]

More precisely, given the Young diagram of a partition  $\lambda \vdash n$  where each box is  $1 \times 1$ , shrink it along both axes by a factor of  $\sqrt{n}$  to obtain the re-scaled diagram  $\bar{\lambda}$  of total area 1. For each  $n$ , let  $\lambda_{f \max}^{(n)}$  be a partition  $\lambda \vdash n$  with maximal  $f^\lambda$ , that is,  $f^{\lambda_{f \max}^{(n)}} = \max\{f^\nu \mid \nu \vdash n\}$ . Through slight abuse of notation, where the maximizing partition is not unique for a given  $n$ , we shall take  $\lambda_{f \max}^{(n)}$  to read “any  $\lambda \vdash n$  of maximal degree”.

---

*Date:* May 28, 2007.

Partially supported by the Israel Science Foundation (grant No. 947/04).

**Theorem 1** ([6, 7]). *The limit shape as  $n \rightarrow \infty$  of the re-scaled diagrams  $\bar{\lambda}_{f_{\max}}^{(n)}$  exists, and is given by the two axes and by the parametric curve*

$$\begin{cases} x = \left(\frac{2}{\pi}\right) (\sin \Theta - \Theta \cos \Theta) + 2 \cos \Theta, \\ y = -\left(\frac{2}{\pi}\right) (\sin \Theta - \Theta \cos \Theta), \end{cases} \quad 0 \leq \Theta \leq \pi.$$

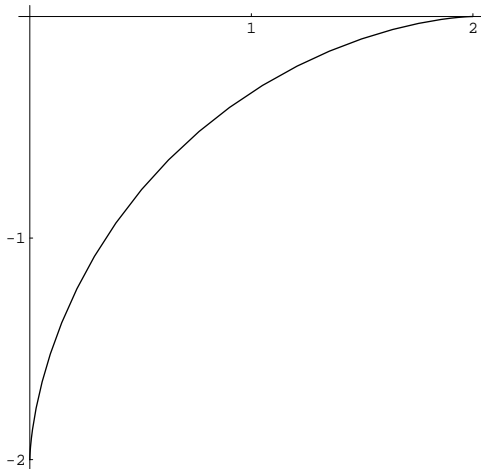


Figure 1

The Vershik-Kerov limit shape of Theorem 1 is shown in Figure 1.

The problem of determining the asymptotic shape of the partition  $\lambda$  which maximizes  $g^\lambda$  remains unsolved, and we are unaware of even partial characterizations of the shape. However, recently the following was conjectured.

**Conjecture 2** ([3, Conjecture 8.2]). *The limit shape  $\lambda^*$  of the  $\lambda \models n$  maximizing  $2^{n-\ell(\lambda)} (g^\lambda)^2$  — and possibly maximizing  $g^\lambda$  — is given by the two axes and by the parametric curve*

$$\begin{cases} x = 2\sqrt{2} \cos \Theta, \\ y = \left(\frac{2\sqrt{2}}{\pi}\right) (\Theta \cos \Theta - \sin \Theta), \end{cases} \quad 0 \leq \Theta \leq \frac{\pi}{2}.$$

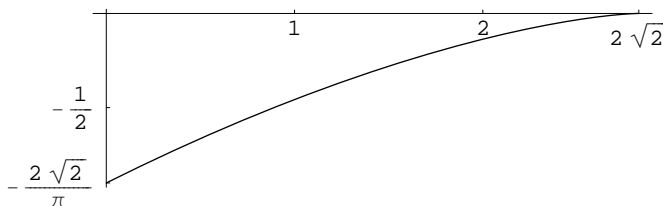


Figure 2

The conjectured limit shape of Conjecture 2 is shown in Figure 2. It was obtained from the Vershik-Kerov shape by bisecting it along the line  $y = -x$ , taking

the upper half, dilating it (so that its area become 1) and applying the shearing transformation  $(x, y) \mapsto (x + y, y)$  (to bring the line  $y = -x$  to the  $y$  axis).

In the next section, we give the results of computing the partition maximizing  $g^\lambda$  over all  $\lambda \models n$  for  $1 \leq n \leq 100$ . We observe a property of successive maximizing partitions in the range  $1 \leq n \leq 100$ , and conjecture that it holds for all  $n$ . Assuming the conjecture, we compute the maximizing partitions for  $100 < n \leq 220$ . Our results are consistent with Conjecture 2 for both  $g^\lambda$  and  $2^{-\ell(\lambda)} (g^\lambda)^2$ .

## 2. RESULTS FOR $n \leq 100$

To compute  $g^\lambda$ , we used the following formula, due to Schur.

**Theorem 3.** *Let  $\lambda = (\lambda_1, \dots, \lambda_r) \models n$ . Then*

$$g^\lambda = \frac{n!}{\lambda_1! \cdots \lambda_r!} \prod_{1 \leq i < j \leq r} \frac{\lambda_i - \lambda_j}{\lambda_i + \lambda_j}$$

All computations were done with *Mathematica*.

For  $1 \leq n \leq 100$ ,  $g^\lambda$  was computed for every  $\lambda \models n$  and the partitions attaining the maximal value for each  $n$  were identified.

**Observation 4** (Uniqueness of the maximum). For every  $n \in [100] \setminus \{3, 11\}$ , there exists a partition  $\lambda = \lambda_{g \max}^{(n)} \models n$  such that  $g^\lambda > g^\mu$  for all  $\lambda \neq \mu \models n$ .

**Observation 5.**

$$\lambda_{g \max}^{(100)} = (24, 20, 16, 13, 10, 8, 5, 3, 1).$$

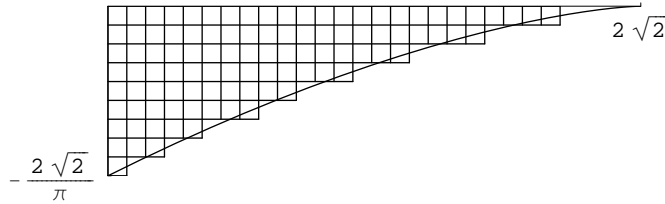


Figure 3

Figure 3 shows the normalized diagram  $\bar{\lambda}_{g \max}^{(100)}$  overlaid with the conjectured limit shape.

Recall that by Conjecture 2, the partitions maximizing  $g^\lambda$  are asymptotically equal to the partitions maximizing  $2^{-\ell(\lambda)} (g^\lambda)^2$ . For all strict partitions  $\lambda$  of  $1 \leq n \leq 100$ ,  $2^{-\ell(\lambda)} (g^\lambda)^2$  was computed and the partition maximizing it was denoted  $\lambda_{2g \max}^{(n)}$ . Comparing the results with the results for  $g^\lambda$ , the following was observed.

**Observation 6.** For all

$$n \in \{1, 2, \dots, 100\} \setminus \{3, 8, 16, 25, 26, 38, 51, 52, 53, 54, 69, 70, 88, 89, 90, 91\},$$

$$\lambda_{g \max}^{(n)} = \lambda_{2g \max}^{(n)}.$$

**Definition 7** (*d*-successor). Let  $\mu = (\mu_1, \dots, \mu_r) \models n$  and let  $d \in \mathbb{N}$ . The *d*-successors of  $\mu$  are the elements of the set

$$N(\mu, d) := \{ \lambda = (\lambda_1, \dots, \lambda_s) \models n+1 \mid |\lambda_i - \mu_i| \leq d \quad 1 \leq i \leq s \}$$

We have observed the following.

**Observation 8.** For  $1 \leq n < 100$ ,  $\lambda_{g \max}^{(n+1)} \in N(\lambda_{g \max}^n, 1)$ .

When  $\lambda_{g \max}^{(n)}$  is not unique, read the above to mean “every  $\lambda \models n+1$  of maximal projective degree is a 1-successor of every  $\lambda \models n$  of maximal degree”.

### 3. A CONJECTURE AND RESULTS FOR $n \leq 220$

Based on the above observation, we conjecture the following.

**Conjecture 9** (Maximizers are successors to a maximizers). *For all  $n$ , if  $\lambda_{g \max}^{(n+1)} \in N(\lambda_{g \max}^n, 1)$ .*

Assuming that the conjecture holds,  $\lambda_{g \max}^{(n+1)}$  was computed for  $100 \leq n < 220$  as follows: starting with  $\lambda = \lambda_{g \max}^{(n)}$ , for every  $\mu \in N(\lambda, 1)$ , the ratio  $\frac{g^\mu}{g^\lambda}$  was computed and the  $\mu$  maximizing the ratio was selected.

**Observation 10.** If Conjecture 9 holds for all  $n < 220$ , then

$$\lambda_{g \max}^{(220)} = (37, 32, 28, 24, 21, 18, 16, 13, 11, 8, 6, 4, 2).$$

Figure 4 shows the normalized diagram  $\bar{\lambda}_{g \max}^{(220)}$  overlaid with the conjectured limit shape.

Figure 5 shows the ratio  $\frac{(\lambda_{g \max}^{(n)})_1}{\ell(\lambda_{g \max}^{(n)})}$  for  $1 \leq n \leq 220$ , where the values above  $n = 100$  are based on Conjecture 9. According to Conjecture 2, the ratio at the limit is  $\pi$ .

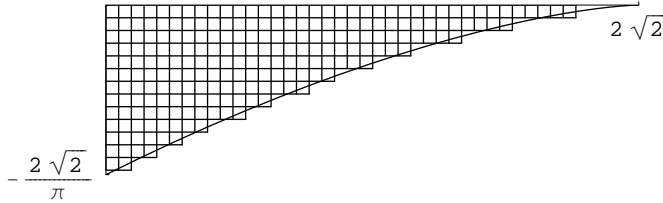


Figure 4

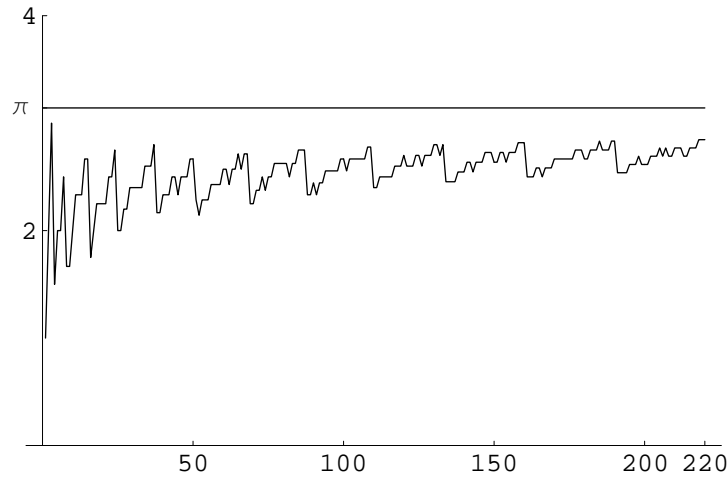


Figure 5

## REFERENCES

- [1] J. Baik, P. Deift, and K. Johansson. On the distribution of the length of the longest increasing subsequence of random permutations. *J. Amer. Math. Soc.*, 12(4):1119–1178, 1999.
- [2] J. Baik, P. Deift, and K. Johansson. On the distribution of the length of the second row of a Young diagram under Plancherel measure. *Geom. Funct. Anal.*, 10(4):702–731, 2000.
- [3] D. Bernstein, A. Henke, and A. Regev. Maximal projective degrees for strict partitions. Preprint, 2006.
- [4] B. F. Logan and L. A. Shepp. A variational problem for random Young tableaux. *Advances in Math.*, 26(2):206–222, 1977.
- [5] R. P. Stanley. Recent progress in algebraic combinatorics. *Bull. Amer. Math. Soc. (N.S.)*, 40(1):55–68 (electronic), 2003. Mathematical challenges of the 21st century (Los Angeles, CA, 2000).
- [6] A. M. Vershik and S. V. Kerov. Asymptotics of the Plancherel measure of the symmetric group and the limit form of young tableaux. *Dokl. Akad. Nauk SSSR*, 233:1024–1027, 1977.
- [7] A. M. Vershik and S. V. Kerov. Asymptotic behavior of the maximum and generic dimensions of irreducible representations of the symmetric group. *Funktsional. Anal. i Prilozhen.*, 19(1):25–36, 96, 1985.

DEPARTMENT OF MATHEMATICS, THE WEIZMANN INSTITUTE OF SCIENCE, REHOVOT 76100,  
ISRAEL

*E-mail address:* dan.bernstein@weizmann.ac.il