

Soft colour interactions in hadron-hadron hard diffraction

A.V. DMITRIEV, N.V.RADCHENKO

Novgorod State University, B. S.-Peterburgskaya Street 41,
Novgorod the Great, Russia,
117259

December 16, 2018

Abstract

SCI model gives a good and natural description of DDIS cross-sections. However, this model is pure phenomenological, and does not explain the nature of soft color rearrangement. In this paper we argue, that the most capabilities of SCI model can be derived from low constituent model and overview applicability of low constituent model to DDIS processes.

Soft colour interaction (SCI) model [1] naturally explains how rapidity gaps are formed in ep collisions. Pomeron model is based on another, more phenomenological, approaches. Moreover, one needs additional contractions (survival gap probability factor) to fit CDF data at pomeron model.

The ratio of diffractive to non-diffractive events was extracted from SCI model and shows a good agreement with data. More complex observables can not be described without more rigorous theory.

One can see, that SCI model is simplified approximation of LCM three-stage model of hadron interaction at the high energies.

On the first stage before the collision there is a small number of partons in hadrons. Their number, basically, coincides with number of valent quarks and slowly increases with the rise of energy due to the appearance of the bremsstrahlung gluons.

On the second stage the hadrons interaction is carried out by gluon exchange between the valent quarks and the initial (bremsstrahlung) gluons and the hadrons gain the colour charge. This gluon exchange is time-short Coulomb-like. This soft gluon is the origin of SCI process, but modern generalized area law (GAL) version of SCI is not compatible with this description. Main difference is that SCI model characterizes soft process simply by probability of soft rescattering, while we argue that soft rescattering is one-gluon exchange with modified propagator.

On the third stage after the interaction the colour hadrons fly away and when the distance between them becomes more than the confinement radius r_c , the lines of the colour electric field gather into the tube of the radius r_c . This tube breaks out into the secondary hadrons.

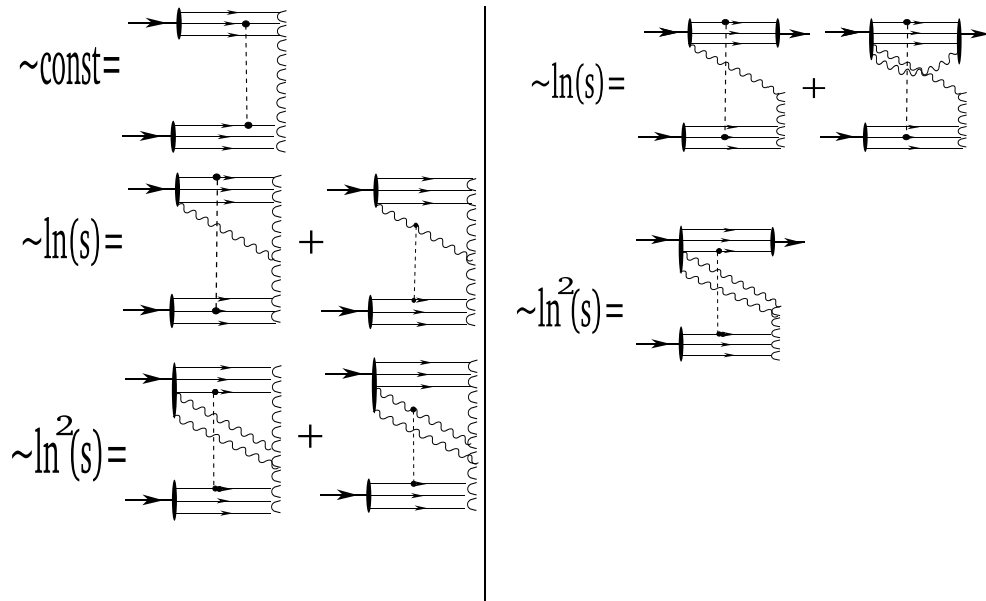


Figure 1: Leading by powers of $\ln(s)$ diagrams in low constituent model for total cross section (left part) and single diffraction cross section (right part).

Because the process of the secondary hadrons production from colour tube goes with the probability 1, module squared of the inelastic amplitudes corresponds to the elastic amplitude with the different parton numbers.

This processes are schematically drawn on the left side of Fig.1.

One-to-one interconnection between LCM and SCI models makes SCI model more predictive, so we can try to describe dependencies of ratio of diffractive to non-diffractive events on both Bjorken and Feynman variables. Results are shown in Fig.2, to be compared with experimental data, which are shown in Fig.3, taken from [2].

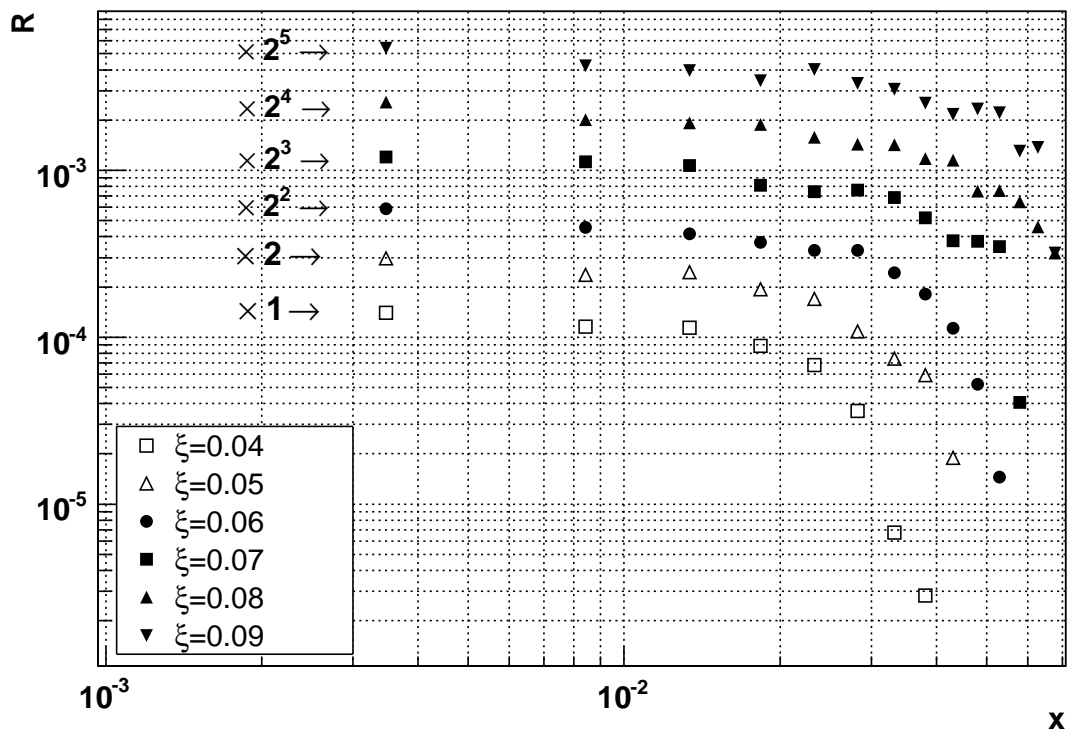


Figure 2: Ratio of diffractive to non-diffractive dijet event rates as a function of x (momentum fraction of parton in p).

Qualitative agreement is clear, but there are a lot of quantitative divergences arisen from the oversimplified SCI (GAL) model assumptions. The direct way to solve this problem is to enter the correct Coulomb propagator instead of half-phenomenological probability of soft colour interaction.

Acknowledgments

This work was partly supported by RFFI grant 07-07-96410-p. We thank Prikhodko N.V. for useful discussions.

References

- [1] A. Edin, G. Ingelman and J. Rathsman, Phys. Lett. B **366** (1996) 371 [arXiv:hep-ph/9508386].
- [2] A. A. Affolder *et al.* [CDF Collaboration], Phys. Rev. Lett. **84** (2000) 5043.

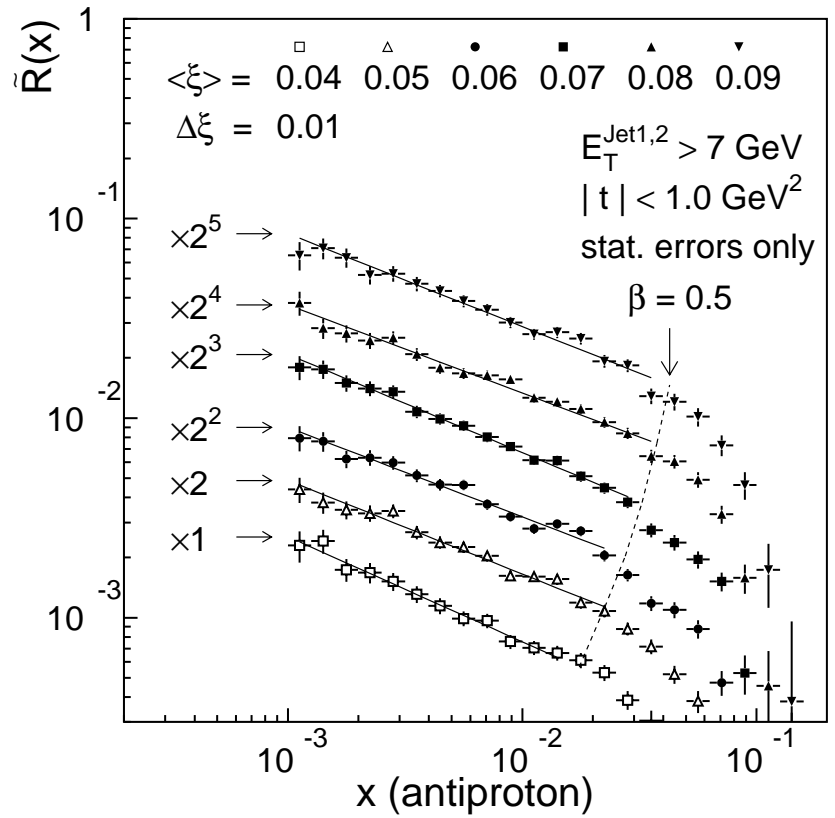


Figure 3: Ratio of diffractive to non-diffractive dijet event rates as a function of x (momentum fraction of parton in p). The solid lines are fits to the form $R(x) = R_0(x/0.0065)^{-r}$ for $\beta < 0.5$.