

Optimal laser-control of double quantum dots

E. Räsänen,^{1,2,*} A. Castro,^{1,2} J. Werschnik,^{3,1,2} A. Rubio,^{4,1,2} and E. K. U. Gross^{1,2}

¹*Institut für Theoretische Physik, Freie Universität Berlin, Arnimallee 14, D-14195 Berlin, Germany*

²*European Theoretical Spectroscopy Facility (ETSF)*

³*JENOPTIK Laser, Optik, Systeme GmbH, Göschwitzer Str. 25, D-07745 Jena, Germany*

⁴*Departamento de Física de Materiales, Facultad de Químicas Universidad del País Vasco, Centro Mixto CSIC-UPV, Donostia International Physics Center (DIPC), E-20018 Donostia-San Sebastián, Spain*

(Dated: August 5, 2021)

Coherent single-electron control in a realistic semiconductor double quantum dot is studied theoretically. Using optimal-control theory we show that the energy spectrum of a two-dimensional double quantum dot has a fully controllable transition line. We find that optimized picosecond laser pulses generate population transfer at significantly higher fidelities (> 0.99) than conventional sinusoidal pulses. Finally we design a robust and fast charge switch driven by optimal pulses that are within reach of terahertz laser technology.

Double quantum dots (DQDs), i.e., coupled two-dimensional (2D) electron traps, have been under recent and extensive studies both experimentally^{1,2,3} and theoretically.^{4,7,8} The main interest in DQDs arises from their potential for solid-state quantum computation that could be achieved in principle by rapidly switching voltages of electrostatic gates. The gates permit to tune at will the system geometry and hence the electronic properties of DQDs. Coherent manipulation of a single charge² and coupled spins¹ has already been achieved, and recently a coherence time of ~ 200 ns was obtained for a well isolated silicon DQD.³ Theoretical studies on single-electron transport inside the DQD driven by linear switches and linearly polarized continuous waves (CWs) were reported very recently.⁴ In the latter case the transport is rather sensitive to possible anharmonicity of the potential and limited to uncoupled dots far apart from each other. Electron control in DQDs has been studied also using genetic algorithms⁵ as well as rotating-wave and resonant approximations leading to a reduction to a three-level system.⁶ To the best of our knowledge, however, a general N -level control scheme by using direct external electric fields has not been introduced for 2D-DQDs until now.

In this paper we discuss the controllability criteria for single-electron states of DQDs by means of external laser pulses. We show that at certain interdot distances some of the single-electron states allow full population transfer from the ground state to those states. We apply quantum optimal-control theory (OCT)⁹ which yields the optimal laser pulses for predefined transitions. We obtain high occupations ($\gtrsim 99\%$) of the target states in a realistic DQD in a few picoseconds, which is well in the coherent regime. If the initial and final states are chosen to have full localization of the electron in one or the other dot, this scheme enables rapid and controlled transport which is not sensitive to the interdot distance or to the inevitable anharmonicities in the confining potential.

In the static 2D Hamiltonian, $\hat{H}_0 = -(\partial_x^2 + \partial_y^2)/2 + V_c(x, y)$, the external potential describing the DQD is, in

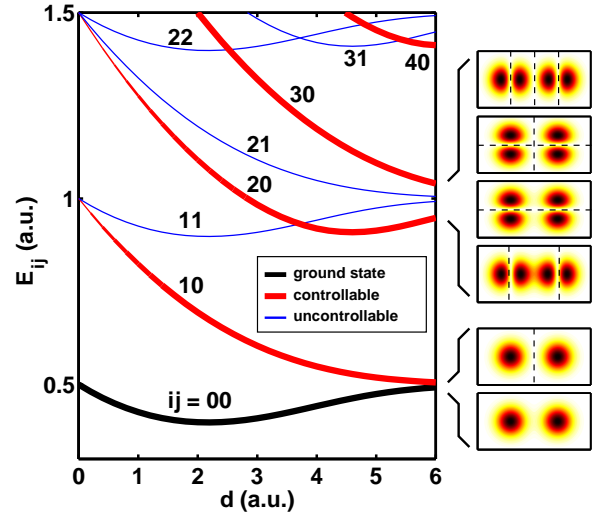


FIG. 1: (color online). Left panel: Lowest eigenenergies of a double quantum dot with $\omega_0 = 0.5$ as a function of the interdot distance. Black, red (thick), and blue (thin) curves mark the ground state, controllable states, and uncontrollable states, respectively. Right panel: Densities of six lowest eigenstates at $d = 5$. The dashed lines mark the nodes of the wave functions.

its most common form,⁸ given by

$$V_c(x, y) = \frac{\omega_0^2}{2} \min \left[\left(x - \frac{d}{2}\right)^2 + y^2, \left(x + \frac{d}{2}\right)^2 + y^2 \right], \quad (1)$$

where d is the distance between the potential minima, and $\omega_0 = 0.5$ is the confinement strength with a typical value for DQDs. We apply the effective-mass approximation for electrons moving in GaAs and set the effective mass to $m^* = 0.067m_e$ and the dielectric constant to $\kappa = 12.7\epsilon_0$. The energies, lengths, and times are given in effective atomic units (a.u.): $\text{Ha}^* = (m^*/\kappa^2)\text{Ha} \approx 11.30$ meV, $a_0^* = (m^*/\kappa)a_0 \approx 10.03$ nm, and $u_t^* = \hbar/\text{Ha}^* \approx 58.23$ fs, respectively.

In Fig. 1 we show the lowest energy levels as a function of d (left panel) as well as densities of six lowest

eigenstates at $d = 5$ (right panel). The $d = 0$ limit corresponds to the well-known shell structure of a single 2D harmonic oscillator (HO), where the energy levels are n -fold degenerate at energies $n\omega_0$ ($n = 1, 2, \dots$). Increasing d leads to lifting of the degeneracies and generates crossings and avoided crossings between the energy levels. In the weak-coupling limit $d \rightarrow \infty$ the bundling of the levels at $n\omega_0$ is restored. In this limit, the energies are $2n$ -fold degenerate corresponding to two (uncoupled) HOs. We label the states in the DQD as $|\psi_{ij}\rangle = |ij\rangle$, where $i = 0, 1, \dots$ denotes the $(i + 1)$ th bundle of states at $d = 0$, and $j = 0, 1, \dots$ denotes the $(j + 1)$ th state in each bundle. As visualized in the right panel of Fig. 1, index i also corresponds to the number of nodes in the wave function. We show below that our labeling yields simple rules for controllable and uncontrollable states as a function of d .

It is a well-known fact in control theory that an infinite-level single HO is not controllable in the dipole approximation.¹⁰ This is in contrast with the truncated HO which (in most cases) satisfies the controllability criteria.¹¹ In qualitative arguments, the uncontrollability of a single HO ($d = 0$) in the dipole approximation stems from the equidistant single-electron level spacings. Using the above labeling of the states, the nonvanishing dipole-matrix elements $\langle ij|\hat{\mu}|kl\rangle$ between the HO states ($d = 0$) are

$$|\langle i, j|\hat{\mu}|i + 1, j + 1\rangle| = \sqrt{2(j + 1)}, \quad (2)$$

$$|\langle i, j|\hat{\mu}|i + 1, j\rangle| = \sqrt{2(i - j + 1)}, \quad (3)$$

where $\hat{\mu} = -e\mathbf{r}$ is the dipole operator. Eq. (2) holds for *all values of* d , and the corresponding energy-level spacings remain constant. Hence, transitions $ij \rightarrow (i \pm 1)(j \pm 1)$ remain uncontrollable. On the other hand, the elements given in the LHS of Eq. (3) change as a function of d , as well as the level spacings. The behavior already suggests that transitions $ij \rightarrow (i \pm 1)j$ become controllable when d is increased from zero. Our calculations below confirm this prediction. Starting with the ground state $|00\rangle$, the controllable transition line is then $|00\rangle \rightarrow |10\rangle \rightarrow |20\rangle \dots$ (see the red curves in Fig. 1). In the weak-coupling limit ($d \rightarrow \infty$), however, the LHS of Eq. (3) becomes

$$\lim_{d \rightarrow \infty} |\langle i, j|\hat{\mu}|i + 1, j\rangle| = \begin{cases} \infty & \text{if } i - j \text{ is even} \\ \sqrt{2(i - j)} & \text{if } i - j \text{ is odd,} \end{cases} \quad (4)$$

so that only the trivial transitions between the degenerate gerade and ungerade states are possible. In the large- d regime, however, breaking the interdot symmetry leads to the possibility of charge transport between the dots (see below).

Next we apply OCT in order to find optimal laser pulses for transitions from the initial state $|\Phi_I\rangle = |\Psi(t = 0)\rangle$ to the target state $|\Phi_F\rangle = |\Psi(t = T)\rangle$ in a fixed time interval T . In the OCT formalism we maximize the overlap $|\langle \Psi(T)|\Phi_F\rangle|^2$ while minimizing the fluence of the

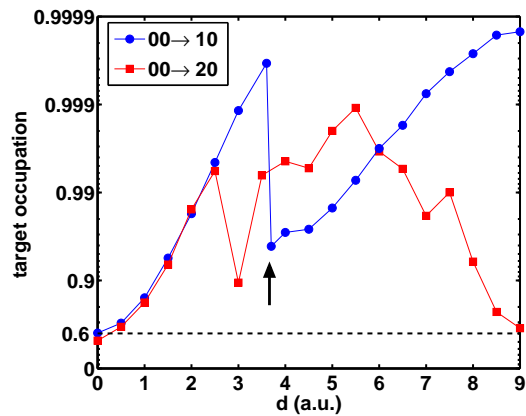


FIG. 2: (color online). Maximum occupation (logarithmic scale) of the target state as a function of the interdot distance d in transitions $|00\rangle \rightarrow |10\rangle$ with pulse length $T = 50$ (circles), and $|00\rangle \rightarrow |20\rangle$ with $T = 100$ (squares). The lines are to guide the eye. The dashed line denotes the maximum target-state occupation 0.6 for a single harmonic oscillator. The jump marked by an arrow is due to a resonance effect (see text).

laser pulse. The control equations are¹²

$$i\partial_t\Psi(t) = \hat{H}\Psi(t), \quad \Psi(0) = \Phi_I, \quad (5)$$

$$i\partial_t\chi(t) = \hat{H}\chi(t), \quad \chi(T) = \Phi_F \langle \Phi_F|\Psi(T)\rangle, \quad (6)$$

$$\epsilon(t) = -\frac{A(t)}{\alpha} \text{Im} \langle \chi(t)|\hat{\mu}|\Psi(t)\rangle, \quad (7)$$

where Eq. (5) is the time-dependent Schrödinger equation with $\hat{H} = \hat{H}_0 - \hat{\mu}\epsilon(t)$, and $\chi(t)$ is the Lagrange multiplier. The optimal laser pulse $\epsilon(t)$ is provided at the end of the iterative procedure.¹³ We point out that the initial pulse (zeroth iteration) is sinusoidal and has both x and y components, whereas the converged optimal pulse is always found to be polarized in the x direction, i.e., $\epsilon(t) = \epsilon(t)\hat{x}$. In Eq. (7) we choose a sinusoidal pulse envelope $A(t) = \sin^2(\pi t/T)$, and restrict the pulse intensity by a penalty factor α . Unless stated otherwise, we have fixed $\alpha = 0.5$ leading to pulse intensities $10^3 \dots 10^4$ W/cm². We apply a rapidly converging numerical scheme^{13,14} that has been implemented in the octopus code.¹⁵

We consider excitations only from the ground state and set $|\Phi_I\rangle = |00\rangle$. Figure 2 shows the maximum overlaps $|\langle \Psi(T)|\Phi_F\rangle|^2$, i.e., maximum occupations of the target states $|10\rangle$ and $|20\rangle$ as a function of the interdot distance (note the logarithmic scale). The pulse lengths are fixed to $T = 50$ and $T = 100$, respectively. When d is increased, the target-state occupations increase from the HO value $\lesssim 0.6$ (see Ref. [10]) exponentially to close to one. As expected, at large interdot distances ($d \gtrsim 8$), corresponding to the uncoupling of the DQD, the occupations for $|00\rangle \rightarrow |20\rangle$ decrease back to the HO value marked by a dashed line. On the other hand, the occupation for $|00\rangle \rightarrow |10\rangle$ increases even further in this

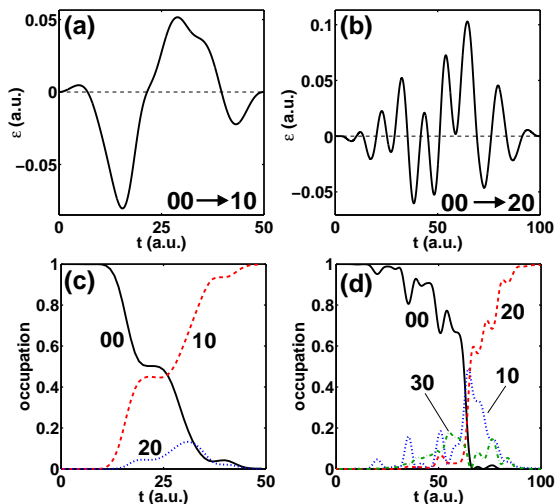


FIG. 3: (color online). Upper panel: Optimized pulses (x components) for transitions $|00\rangle \rightarrow |10\rangle$ (a) and $|00\rangle \rightarrow |20\rangle$ (b). The interdot distances are fixed to $d = 3$ and 5 and the pulse lengths to $T = 50$ and 100 , respectively. Lower panel: Occupations of states involved in the transitions.

limit due to the asymptotic degeneracy of the states (see above). Generally, for this transition a pulse length of $T = 50$ a.u. ~ 3 ps is sufficient to achieve high occupations. In the transition $|00\rangle \rightarrow |20\rangle$ instead, $T = 100$ a.u. ~ 6 ps is needed for the same accuracy.

As seen in Fig. 2, the target-state occupations above 90% are generally obtained at distances $2 < d < 8$, i.e., at $d \sim 20 \dots 80$ nm. This length scale is well realizable in experiments.^{1,2,3} We point out that the most distinctive deviations in the occupations in this regime arise from resonance effects. For example, the jump in the $|00\rangle \rightarrow |10\rangle$ transition at $d = 3.6 \dots 3.7$ (see the arrow in Fig. 2), where the occupation decreases from 0.9997 to 0.9591, is due to the degeneracy of ω_{00}^{10} and $\omega_{10}^{20} - \omega_{20}^{30}$. The degeneracy disturbs the optimal transition path leading to reduced maximum occupation.

In Fig. 3 we give two examples of optimized pulses and the occupations of states during transitions $|00\rangle \rightarrow |10\rangle$ when $d = 3$ (a,c) and $|00\rangle \rightarrow |20\rangle$ when $d = 5$ (b,d). The pulse for $|00\rangle \rightarrow |10\rangle$ has the resonant frequency ω_{00}^{10} as the major component, but as seen in the occupations, state $|20\rangle$ is also populated during the transition. For comparison, we exposed the system also to a CW having the resonant (Rabi) frequency $\Omega_R = \omega_{00}^{10}$ and the same fixed length ($T = 50$) as the optimized pulse. We set the pulse amplitude to $\Omega_R/\mu_{00}^{10} = \pi/(\mu_{00}^{10} T)$ to satisfy the π -pulse condition. This leads to occupation 0.93 of state $|10\rangle$. In view of the 0.999 occupation achieved by the optimal pulse, OCT is superior to the CW approach. A comprehensive comparison of occupations achieved with different pulse lengths applying OCT and CWs for a quantum-ring system is given in Ref. [12].

As shown in Fig. 3(d), the $|00\rangle \rightarrow |20\rangle$ transition must be mediated by the $|10\rangle$ state since a direct transition

is forbidden by the dipole selection rules. However, the intermediate state $|10\rangle$ does not need to get fully populated during the optimized transition process. The higher states are also involved in the process, and in this example the state $|30\rangle$ receives considerable occupation with a maximum of $\sim 20\%$ at $t \sim 90$. The final target-state occupation is 0.998, whereas using two resonant CWs one after the other we could not exceed 0.9 (pulse length fixed to $T = 100$). Generally, in multilevel transitions of this type, the efficiency of OCT is pronounced with respect to CWs due to the multiplication of errors in the latter approach when full population of intermediate states is required before changing the resonant frequency.

The control of electron transport in the DQD requires *initialization* of the state by localizing the electron in the one of the dots. Namely, the single-electron ground state of the DQD is a gerade state with half of the electron in one well and half in the other (see the lowermost figure in the right panel of Fig. 1). Only in the limit $d \rightarrow \infty$ the localized states become degenerate eigenstates. However, the initial state can be fixed with certainty by applying a constant external field or by adjusting the gates in the DQD device in order to create a potential shift between the two dots. After the initial localization, electron transport into another well can be driven using a linear switch or a CW with the resonant confinement frequency ω_0 . These types of transport on time scales of 10^{-10} s, close to the required times for SWAP operations in experiments,¹ were reported very recently by Førre and co-workers.⁴

Now we show that OCT provides a very fast (switching times of a few picoseconds) and stable alternative to control the electron transport in a DQD. First we break the degeneracy of the ground state by setting the external potential in the (lower) left dot $V_c^{\text{left}} \rightarrow V_c^{\text{left}} - 0.2$. Then the ground state $|00_L\rangle = |L\rangle$ and the first excited state $|00_R\rangle = |R\rangle$ correspond to electron localization in the (lower) left and (upper) right dot, respectively, provided that d is sufficiently large. The result of the OCT calculation for transition $|L\rangle \rightarrow |R\rangle$ is shown in Fig. 4. The pulse length is fixed to $T = 100$ (~ 6 ps), and the interdot distance is $d = 6$ corresponding to relatively large coupling between the dots. The spectrum of the optimized pulse (a) has a large peak at the resonant frequency $\omega = \omega_0 = 0.5$ a.u. ~ 9 THz, and a few smaller peaks at $\omega \sim 0.2 \dots 0.3$ and $\omega \sim 1$. The small peaks correspond to transitions in the higher states which get significantly populated in the transitions. This is visualized in Fig. 4(b) showing the occupations of $|L\rangle$ and $|R\rangle$ (solid lines) that sum up only to about 50% in the middle of the transition at $T \sim 50$. We also plot the integrated electron densities ρ_R and ρ_L (dashed lines) in the (lower) left and (upper) right parts of the DQD, respectively. The quasi-periodic oscillations in the densities indicate that the electron charge transfers in blobs as visualized in the snapshots in Figs. 4(c-h). In this example we find the final occupation $|\langle \Psi(T) | R \rangle|^2 = 0.985$. It is worth noting that the final occupations are closer

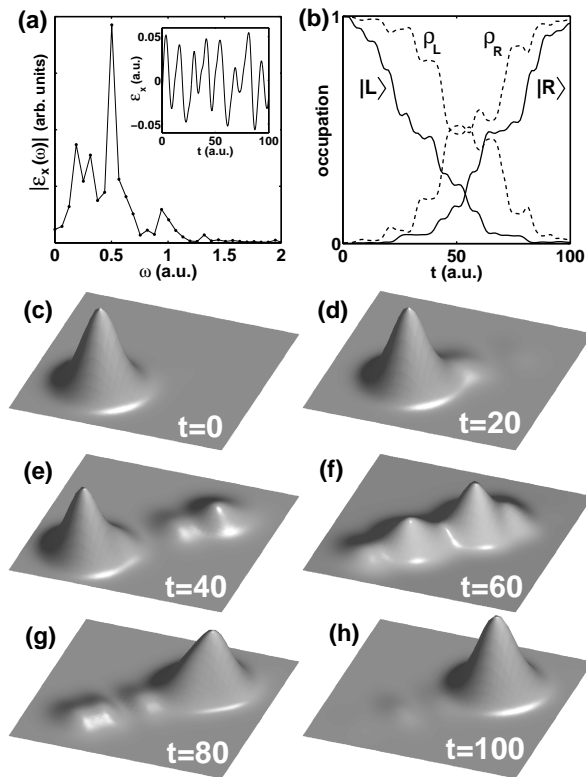


FIG. 4: (a) Spectrum of the optimized pulse (inset) for the electron transport process $|L\rangle \rightarrow |R\rangle$ in a fixed time $T = 100$. The pulse has a rectangular envelope $A(t) = 1$ and the penalty factor is $\alpha = 1$. (b) Occupations of states $|R\rangle$ and $|L\rangle$ (solid lines) and the integrated densities ρ_R and ρ_L (dashed lines) in the right and left dot during the transport. (c-h) Snapshots of the total electron density $\rho_R + \rho_L$. The double quantum dot has $d = 6$, $\omega_0 = 0.5$, and well-depth asymmetry of $V_0 = 0.2$.

to one at larger interdot distances so that the coupling between the dots is weaker. In this regime the optimized pulses may attain a linear slope. This immediately suggests that a combination of a linear field and OCT could be ideal in controlling transport in the uncoupled regime. In this work, however, we focus on coupled DQDs which we in fact find the most challenging in terms of electron control in nanoscale applications.

There are three significant advantages in OCT with respect to a linear switch or a resonant CW when generating electron transport in DQDs. First, the optimization procedure is insensitive to the interdot coupling. The CW approach in principle requires an uncoupled system for electron transport with unit probability.⁴ We tested a CW with the resonant ω_0 frequency for the above example with various amplitudes and could not exceed occupation 0.4 of the target state $|R\rangle$. Secondly, the optimized pulses can be very short in order to achieve sufficient oc-

cupation, since the higher-lying states are incorporated in the control problem. In the above example the pulse length of ~ 6 ps is more than by a factor of ten smaller than in linear and CW switches and well below the recently measured coherence times of hundreds of nanoseconds in DQDs.³ Thirdly, and probably most importantly, the OCT approach is insensitive to deviations in the external potential, since the specific shape of the DQD is taken into account explicitly through the external potential in the Hamiltonian. We tested this by adding a fourth-order anharmonic term in the external potential [Eq. (1)]. This results in a change in the optimal pulse shape, and in an increase in the required pulse length (in the case of a positive anharmonicity). However, we found no decrease in the obtained target-state occupation when using anharmonicities that lead to dramatic loss of accuracy in the CW approach.⁴ In practical applications the exact shape of the external potential could be obtained by measuring the differential conductance in a single-electron transport experiment, and thereafter numerically solving the (inverse) Schrödinger equation. This approach has been applied to modeling external impurities inside single quantum dots.¹⁶

We expect that the experimental creation of optimal laser pulses such as presented in this work will be soon within reach of laser technologies. The intensities $10^3 \dots 10^4$ W/cm² required for DQD excitations can be already obtained in the THz regime by high-power free-electron lasers.¹⁷ On the other hand, shaping of picosecond THz pulses has been recently made possible by employing transient polarization grating.¹⁸ Quantum cascade lasers¹⁹ may also provide an applicable route for precise pulse shaping in the THz regime. The rapid developments in the THz laser technology²⁰ will eventually lead to the combination of sufficient pulse power and accurate manipulation of the pulse shape.

Finally we point out that in our future work we aim at combining our approach with magnetic-field optimization which could allow us to coherently control the spin state simultaneously with the electron localization.

Acknowledgments

This work was supported by the EU's Sixth Framework Programme through the Nanoquanta NoE (No. NMP4-CT-2004-500198), SANES project (No. NMP4-CT-2006-017310), DNA-NANODEVICES (No. IST-2006-029192), Barcelona Supercomputing Center, the Humboldt Foundation, the Academy of Finland, the Finnish Academy of Science and Letters through the Viljo, Yrjö and Kalle Väisälä Foundation, and the Deutsche Forschungsgemeinschaft through SFB 658.

* Electronic address: esa@physik.fu-berlin.de

¹ J. R. Petta, A. C. Johnson, J. M. Taylor, E. A. Laird, A.

- Yacoby, M. D. Lukin, C. M. Marcus, M. P. Hanson, and A. C. Gossard, *Science*, **309** 2180 (2005).
- ² J. R. Petta, A. C. Johnson, C. M. Marcus, M. P. Hanson, and A. C. Gossard, *Phys. Rev. Lett.* **93**, 186802 (2004).
- ³ J. Gorman, D. G. Hasko, and D. A. Williams, *Phys. Rev. Lett.* **95**, 090502 (2005).
- ⁴ M. Førre, J. P. Hansen, V. Popsueva, and A. Dubois, *Phys. Rev. B* **74**, 165304 (2006).
- ⁵ I. Grigorenko, O. Speer, and M. E. Garcia, *Phys. Rev. B* **65**, 235309 (2002).
- ⁶ S. G. Kosionis, A. F. Terzis, and E. Paspalakis, *Phys. Rev. B* **75**, 193305 (2007).
- ⁷ A. Harju, S. Siljamäki, and R. M. Nieminen, *Phys. Rev. Lett.* **88**, 226804 (2002).
- ⁸ A. Wensauer, O. Steffens, M. Suhrke, and U. Rössler, *Phys. Rev. B* **62**, 2605 (2000).
- ⁹ A. P. Peirce, M. A. Dahleh, and H. Rabitz, *Phys. Rev. A* **37**, 4950 (1988); R. Kosloff, S. A. Rice, P. Gaspard, S. Tersigni, and D. J. Tannor, *Chem. Phys.* **139**, 201 (1989).
- ¹⁰ See, e.g., A. G. Butkovskiy and Y. I. Samoilenko *Control of Quantum-Mechanical Processes and Systems*, (Kluwer, Dordrecht, 1990);
- ¹¹ S. G. Schirmer, H. Fu, and A. I. Solomon, *Phys. Rev. A* **63**, 063410 (2001).
- ¹² E. Räsänen, A. Castro, J. Werschnik, A. Rubio, and E. K. U. Gross, *Phys. Rev. Lett.* **98**, 157404 (2007).
- ¹³ W. Zhu and H. Rabitz, *J. Chem. Phys.* **109**, 385 (1998).
- ¹⁴ J. Werschnik, *Quantum Optimal Control Theory: Filter Techniques, Time-Dependent Targets, and Time-Dependent Density-Functional Theory*, (Cuvillier, Göttingen, 2006).
- ¹⁵ A. Castro, H. Appel, M. Oliveira, C. A. Rozzi, X. Andrade, F. Lorenzen, M. A. L. Marques, E. K. U. Gross, and A. Rubio, *Phys. Stat. Sol. (b)* **243**, 2465 (2006).
- ¹⁶ E. Räsänen, J. Könenmann, R. J. Haug, M. J. Puska, and R. M. Nieminen, *Phys. Rev. B* **70**, 115308 (2004).
- ¹⁷ G. W. Williams, *Rep. Prog. Phys.* **69** 301 (2006).
- ¹⁸ A. G. Stepanov, J. Hebling, and J. Kuhl, *Opt. Express* **12**, 4650 (2004).
- ¹⁹ M. Tonouchi, *Nature Photonics* **1**, 97 (2007).
- ²⁰ For reviews, see, e.g., J. H. Posthumus, *Rep. Prog. Phys.* **67**, 623 (2004); K. Reimann, *Rep. Prog. Phys.* **70** 1597 (2007).