

$B \rightarrow K^*\gamma$ Decay within MSSM

Ciprian Dariescu and Marina-Aura Dariescu

Department of Solid State and Theoretical Physics, Al. I. Cuza University, Iași, Romania

The paper deals with a next-to-leading order analysis of the radiative $B \rightarrow K^*\gamma$ decay. Working in a PQCD approach, we compute the correction to the essential form factor, coming from a single gluon exchange with the spectator. We investigate the supersymmetry effects on the branching ratio and direct CP asymmetry and constrain the squark mixing parameter $(\delta_{23}^d)_{LR}$.

I. INTRODUCTION

After the Cabibbo-favoured $b \rightarrow s\gamma$ mode was first reported, in 1993, by CLEO II [1] and updated in 1995 [2], the exclusive radiative decays, $B \rightarrow K^*\gamma$ and $B \rightarrow \rho\gamma$, as well as the inclusive ones, $B \rightarrow X_{s(d)}\gamma$, have become main targets for both experimental and theoretical investigations. The exclusive modes, which are easier to be experimentally investigated [3, 4, 5], but less theoretically clear, have been worked out in different approaches. For example, the spin symmetry for heavy quarks combined with wave function models [6, 7] or the heavy quark effective theory when both b and s are heavy [8] have been used. Also, perturbative QCD (PQCD) formalisms, introduced for exclusive nonleptonic heavy-to-light transitions, have been extended to account for the radiative decays. Recently, detailed analyses of $B \rightarrow K^*\gamma$ and $B \rightarrow \rho\gamma$, in the next-to-leading order (NLO), with the inclusion of hard spectator and vertex corrections, have been performed [9-11] and a consistent treatment, based on a new factorization formula, has been proposed [12]. Besides an independent determination of the $|V_{td}/V_{ts}|$ ratio, the $b \rightarrow s\gamma$ decays are suitable for studying the viability of SUSY extensions of the SM, in view of flavour changing neutral currents (FCNC) and CP tests, and for imposing constraints on the supersymmetric benchmark scenarios [13, 14].

The aim of the present paper is to analyse the $B \rightarrow K^*\gamma$ decay, in the minimal supersymmetric SM (MSSM) context. First, at next-to-leading order, we compute the hard-spectator correction to the essential form factor. In this respect, we employ the PQCD approach developed by Szczepaniak *et al.* for

decays dominated by tree diagrams [15] and later extended to *penguin* processes [16]. In order to fit the Br estimation with data and since large CP asymmetries, which are expected to be measured more precisely in the near future, at the hadron machines, seem to have a new physics origin, we extend our analysis beyond the SM. In this respect, we make use of the mass insertion method and include, in the Wilson coefficients $C_{7,8}$, gluino-mediated FCNC contributions. Finally, the Br data and the BaBar allowed range for direct CP asymmetry are used to constrain the squark mixing parameter $(\delta_{23}^d)_{LR}$.

II. NLO CORRECTION TO FORM FACTOR

The effective Hamiltonian describing the $B \rightarrow K^*\gamma$ radiative decay is given by [9, 10]

$$H = \frac{G_F}{\sqrt{2}} \lambda_p [C_7 \mathcal{O}_7 + C_1 \mathcal{O}_1^p + C_8 \mathcal{O}_8], \quad (1)$$

where $\lambda_p \equiv V_{pb}V_{ps}^*$, with p summed over u and c , and C_1, C_7, C_8 are the effective Wilson coefficients at $\mu = m_b$. The hadronic matrix elements of the four-fermion operator and of the electromagnetic and chromagnetic penguin operators

$$\begin{aligned} \mathcal{O}_1^p &= (\bar{s}\gamma_\mu(1-\gamma_5)p)(\bar{p}\gamma^\mu(1-\gamma_5)b), \\ \mathcal{O}_7 &= \frac{em_b}{8\pi^2} [\bar{s}\sigma^{\mu\nu}(1+\gamma_5)b]F_{\mu\nu}, \\ \mathcal{O}_8 &= \frac{g_s m_b}{8\pi^2} [\bar{s}\sigma^{\mu\nu}(1+\gamma_5)T_i b]G_{\mu\nu}^i, \end{aligned} \quad (2)$$

possess the general Lorentz decomposition:

$$\begin{aligned}
 \langle K^* | \bar{s} \gamma_\mu b | \bar{B} \rangle &= \frac{2i V(q^2)}{m_B + m_{K^*}} \varepsilon_{\mu\nu\alpha\beta} \epsilon^{*\nu} P_{K^*}^\alpha P_B^\beta, \\
 \langle K^* | \bar{s} \gamma_\mu \gamma_5 b | \bar{B} \rangle &= 2m_{K^*} A_0(q^2) \frac{(\epsilon^* q)}{q^2} q_\mu + A_1(q^2) (m_B + m_{K^*}) \left[\epsilon_\mu^* - \frac{(\epsilon^* q)}{q^2} q_\mu \right] \\
 &\quad - A_2(q^2) \frac{(\epsilon^* q)}{m_B + m_{K^*}} \left[(P_B + P_{K^*})_\mu - \frac{(m_B^2 - m_{K^*}^2)}{q^2} q_\mu \right], \tag{3}
 \end{aligned}$$

$$\begin{aligned}
 \langle K^* | \bar{s} \sigma_{\mu\nu} q^\nu b | \bar{B} \rangle &= 2 T_1(q^2) \varepsilon_{\mu\nu\alpha\beta} \epsilon^{*\nu} P_{K^*}^\alpha P_B^\beta, \\
 \langle K^* | \bar{s} \sigma_{\mu\nu} \gamma_5 q^\nu b | \bar{B} \rangle &= -i T_2(q^2) \left[(m_B^2 - m_{K^*}^2) \epsilon_\mu^* - (\epsilon^* q) (P_B + P_{K^*})_\mu \right] \\
 &\quad - i T_3(q^2) (\epsilon^* q) \left[q_\mu - \frac{q^2}{m_B^2 - m_{K^*}^2} (P_B + P_{K^*})_\mu \right], \tag{4}
 \end{aligned}$$

where q_μ is the momentum of the photon and ϵ^ν is the K^* 4-vector polarization. The form factors are not known from first principles and this imprecise knowledge is a major source of mismatch between theory and data as well as between different theoretical estimations [9].

In the heavy quark limit, $m_b \gg \Lambda_{QCD}$, by neglecting the corrections of order $1/m_b$ and α_s , one has the following relation among the form factors [9]

$$\begin{aligned}
 \frac{m_B}{m_B + m_{K^*}} V(0) &= \frac{m_B + m_{K^*}}{m_B} A_1(0) \\
 &= T_1(0) = T_2(0) \equiv F_{K^*}(0) \tag{5}
 \end{aligned}$$

This is broken when one includes QCD radiative corrections coming from vertex renormalization and hard gluon exchange with the spectator. At order α_s , the form factors encode strong interaction effects by receiving an additive correction from hard spectator interaction [11]. We recommend [9, 10, 12] for detailed analyses of both factorizable and nonfactorizable vertex and hard-spectator contributions, involving the

operators \mathcal{O}_7 , \mathcal{O}_8 and penguin-type diagrams of \mathcal{O}_1 . However, it has been stated that factorization holds, at large recoil and leading order in $1/m_b$, and quantitative tests for proving QCD factorization at the level of power corrections have been provided [17].

For a consistent treatment of radiative decays, at next-to-leading order in QCD, a novel factorization formula have been proposed in [12]. In this approach, the hadronic matrix elements in (1) are written in terms of the essential form factor, which describes the long-distance dynamics and is a nonperturbative object, and of the hard-scattering kernels, T_i^I and T_i^{II} , including the perturbative short-distance interactions, as

$$\langle K^* \gamma | \mathcal{O}_i | \bar{B} \rangle = [F_{K^*}(0) T_i^I + \phi_B \otimes T_i^{II} \otimes \phi_{K^*}] \cdot \eta, \tag{6}$$

where η is the photon polarization. When the dominant contribution comes from \mathcal{O}_7 , we use (4) to write down the decay amplitude as

$$\mathcal{A}^{(0)} = \frac{G_F}{\sqrt{2}} \lambda_p \frac{e m_b(\mu)}{2\pi^2} C_7(\mu) F_{K^*}(0) \left[\varepsilon_{\mu\nu\alpha\beta} \eta^\mu \epsilon^{*\nu} P_{K^*}^\alpha P_B^\beta - i (P_{K^*} q) (\eta \epsilon^*) + i (\epsilon^* q) (\eta P_{K^*}) \right], \tag{7}$$

and consequently the branching ratio reads

$$\mathcal{B}r^{LO} = \tau_B \frac{G_F^2 \alpha |\lambda_p|^2 m_b^2}{32\pi^4} m_B^3 (1 - z^2)^3 |C_7(m_b)|^2 |F_{K^*}(0)|^2, \tag{8}$$

where $z = m_{K^*}/m_B$. At next-to-leading order in α_s , one has to consider, in (6), the contributions to the hard scattering kernels T_i^I coming from the operators

\mathcal{O}_1 and \mathcal{O}_8 . These have been evaluated in [12] and bring (7) to the expression

$$\mathcal{A} = \frac{G_F}{\sqrt{2}} \lambda_p \frac{em_b(\mu)}{2\pi^2} \left[C_7 + \frac{\alpha_s C_F}{4\pi} (C_1 G_1^p + C_8 G_8) \right] F_{K^*}(0) \left[\varepsilon_{\mu\nu\alpha\beta} \eta^\mu \epsilon^{*\nu} P_{K^*}^\alpha P_B^\beta - i(P_{K^*} q)(\eta \epsilon^*) + i(\epsilon^* q)(\eta P_{K^*}) \right], \quad (9)$$

where $C_F = (N^2 - 1)/(2N)$, $N = 3$, and

$$\begin{aligned} G_1(s) &= -\frac{833}{162} - \frac{20i\pi}{27} + \frac{8\pi^2}{9} s^{3/2} + \frac{2}{9} [48 + 30i\pi - 5\pi^2 - 2i\pi^3 - 36\zeta(3) + (36 + 6i\pi - 9\pi^2) \ln s \\ &\quad + (3 + 6i\pi) \ln^2 s + \ln^3 s] s + \frac{2}{9} [18 + 2\pi^2 - 2i\pi^3 + (12 - 6\pi^2) \ln s + 6i\pi \ln^2 s + \ln^3 s] s^2 \\ &\quad + \frac{1}{27} [-9 + 112i\pi - 14\pi^2 + (182 - 48i\pi) \ln s - 126 \ln^2 s] s^3, \\ G_8 &= \frac{11}{3} - \frac{2\pi^2}{9} + \frac{2i\pi}{3}, \end{aligned} \quad (10)$$

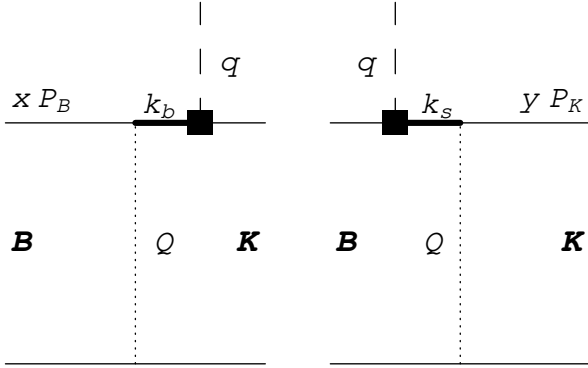


FIG. 1: The Feynman contributing diagrams in the hard scattering amplitude T_μ . The gluon and photon are respectively represented by dotted and dashed lines.

with $s_c = m_c^2/m_b^2$ and $\mu = m_b$.

Going further, we add factorizable NLO hard-spectator corrections, to the form factor $F_{K^*}(0)$. For a single gluon exchanged with the spectator (see Fig. 1), we extend the PQCD approach, developed by Szczepaniak *et al.* for *heavy-to-light* transitions dominated by tree diagrams [15], to the so-called *penguin* processes.

For the operator \mathcal{O}_7 , one has to evaluate the following trace over spin, flavor and color indices, and integrate over momentum fractions [16]

$$\begin{aligned} T_\mu &= \text{Tr} \left[\bar{\phi}_{K^*} \sigma_{\mu\nu} (1 + \gamma_5) q^\nu \frac{k_b + m_b}{k_b^2 - m_b^2} \gamma_\alpha \phi_B \gamma^\alpha \frac{4g_s^2}{Q^2} \right] \\ &\quad + \text{Tr} \left[\bar{\phi}_{K^*} \gamma_\alpha \frac{k_s}{k_s^2} \sigma_{\mu\nu} (1 + \gamma_5) q^\nu \phi_B \gamma^\alpha \frac{4g_s^2}{Q^2} \right], \end{aligned} \quad (11)$$

where $Q^2 \approx -(1-x)(1-y)m_B^2$. The B meson wave function

$$\phi_B = \frac{f_B}{12} \varphi_B(x) (P_B + m_B) \gamma_5 \quad (12)$$

contains a strongly peaked distribution amplitude, around $a = \lambda_B/m_B \approx 0.072$, for $\lambda_B = 0.38$. The K^* is described by the wave function

$$\phi_{K^*} = \frac{f_{K^*}}{12} \varphi_{K^*}(y) P_{K^*} \not{\epsilon}, \quad (13)$$

where the light-cone distribution amplitude, $\varphi_{K^*}(y)$, has the following expansion in Gegenbauer polynomials [18]

$$\begin{aligned} \varphi_{K^*}(y) &= 6y(1-y) [1 + \alpha_1^{K^*} C_1^{(3/2)}(2y-1) \\ &\quad + \alpha_2^{K^*} C_2^{3/2}(2y-1) + \dots], \end{aligned} \quad (14)$$

with $C_1^{3/2}(u) = 3u$, $C_2^{3/2}(u) = (3/2)(5u^2 - 1)$, $\alpha_1^{K^*}(m_b) = 0.18 \pm 0.05$, and $\alpha_2^{K^*}(m_b) = 0.03 \pm 0.03$. Performing the calculations in (11) and using the form factors decomposition (4), we identify the spectator contribution to the essential form factor as

$$F^{sp}(a) = \frac{g_s^2 f_B f_{K^*}}{9 m_B \lambda_B} \int_0^{1-a} dy \frac{(2-y)}{(1-y)^2} \varphi_{K^*}(y), \quad (15)$$

where the K^* -mass has been neglected. Since we have introduced a cut-off in $y \rightarrow 1$, the form factor correction (15) depends on the peaking parameter a and this is a main uncertainty in our calculations. For the following input values: $\alpha_s(\mu = Q^2) \approx 0.38$, $f_B = 0.180$ GeV, $f_{K^*}^\perp = 0.185$ GeV and $a = 0.072$, we get

$$F^{sp}(0.072) = 0.1475 \quad (16)$$

Introducing, in (9), the total form factor $F_{K^*}(0) + F^{sp}(0.072) = 0.38 + 0.1475$, where we have used the prediction from the QCD sum rules analysis $F_{K^*}(0) = 0.38 \pm 0.06$, the branching ratio gets significantly enhanced to the value $Br^{NLO} = 6.97 \times 10^{-5}$. This is comparable to the average theoretical prediction $(7.5 \pm 0.3) \times 10^{-5}$ [9, 11, 12], but is above the experimental data:

$$Br(B^+ \rightarrow K^{*+}\gamma) = \begin{cases} (3.83 \pm 0.62 \pm 0.22) \times 10^{-5} & \text{(BaBar [3])} \\ (3.76_{-0.83}^{+0.89} \pm 0.28) \times 10^{-5} & \text{(CLEO [4])} \\ (3.89 \pm 0.93 \pm 0.41) \times 10^{-5} & \text{(Belle [5])} \end{cases}$$

$$Br(B^0 \rightarrow K^{*0}\gamma) = \begin{cases} (4.23 \pm 0.40 \pm 0.22) \times 10^{-5} & \text{(BaBar [3])} \\ (4.55_{-0.68}^{+0.72} \pm 0.34) \times 10^{-5} & \text{(CLEO[4])} \\ (4.96 \pm 0.67 \pm 0.45) \times 10^{-5} & \text{(Belle[5])} \end{cases}$$

whose world average value, over the B^\pm and B^0 decay modes, is

$$Br_{exp}(B^\pm \rightarrow K^{*\pm}\gamma) = (4.22 \pm 0.28) \times 10^{-5} \quad (17)$$

For the direct CP asymmetry,

$$a_{CP} = \frac{\Gamma(\bar{B} \rightarrow K^*\gamma) - \Gamma(B \rightarrow K^*\gamma)}{\Gamma(\bar{B} \rightarrow K^*\gamma) + \Gamma(B \rightarrow K^*\gamma)}, \quad (18)$$

which is predicted by the SM to be $a_{CP} < |0.005|$, the BaBar and CLEO data are: $a_{CP} = -0.044 \pm 0.076 \pm 0.012$ (BaBar [3]) and $a_{CP} = 0.08 \pm 0.13 \pm 0.03$ (CLEO [4], for the sum of neutral and charged $B \rightarrow K^*\gamma$ decays). Even though the data look consistent with the SM result within 1σ , it is too early to draw a definitive

conclusion because of the large errors. With BaBar and Belle large data samples, there is hope for precise measurements of large CP asymmetries and this makes room for new physics. Moreover, it has been stated that CP asymmetries larger than few percent would have a dominantly supersymmetric origin [19].

III. BRANCHING RATIO AND DIRECT CP ASYMMETRY WITHIN MSSM

Following this idea, let us analyse the $B \rightarrow K^*\gamma$ decay in the MSSM context. Using the mass insertion approximation, [20], we incorporate, in the Wilson coefficients C_7 and C_8 , the FCNC SUSY contributions

$$C_7^{SUSY}(M_{SUSY}) = \frac{\sqrt{2}\pi\alpha_s}{G_F(V_{ub}V_{us}^* + V_{cb}V_{cs}^*)m_{\tilde{g}}^2} (\delta_{23}^d)_{LR} \frac{m_{\tilde{g}}}{m_b} F_0(x);$$

$$C_8^{SUSY}(M_{SUSY}) = \frac{\sqrt{2}\pi\alpha_s}{G_F(V_{ub}V_{us}^* + V_{cb}V_{cs}^*)m_{\tilde{g}}^2} (\delta_{23}^d)_{LR} \frac{m_{\tilde{g}}}{m_b} G_0(x), \quad (19)$$

where

$$F_0(x) = -\frac{4x}{9(1-x)^4} [1 + 4x - 5x^2 + 4x \ln(x) + 2x^2 \ln(x)],$$

$$G_0(x) = \frac{x}{3(1-x)^4} [22 - 20x - 2x^2 + 16x \ln(x) - x^2 \ln(x) + 9 \ln(x)] \quad (20)$$

In (20), $x = m_{\tilde{g}}^2/m_{\tilde{q}}^2$ is expressed in terms of the gluino mass, $m_{\tilde{g}}$, and an average squark mass, $m_{\tilde{q}}$. We underline that, in the expressions of $C_{7,8}^{SUSY}(M_{SUSY})$, we have kept only the left-right squark mixing parameter $(\delta_{23}^d)_{LR} = (\Delta_{bs})/m_{\tilde{q}}^2$ since, being proportional to the large factor $m_{\tilde{g}}/m_b$, it has a significant numerical impact on the branching ratio value. The quantities Δ_{bs} are the off-diagonal terms in the sfermion mass matrices, connecting the flavours b and s along the sfermion propagators. In these assumptions, the total

Wilson coefficients, encoding the new physics, become

$$C_7^{total}[x, \delta] = C_7(m_b) + C_7^{SUSY}(m_b),$$

$$C_8^{total}[x, \delta] = C_8(m_b) + C_8^{SUSY}(m_b), \quad (21)$$

where $C_{7,8}^{SUSY}(m_b)$ have been evolved from $M_{SUSY} = m_{\tilde{g}}$ down to the $\mu = m_b$ scale, using the relations [21]

$$C_8^{SUSY}(m_b) = \eta C_8^{SUSY}(m_{\tilde{g}}),$$

$$C_7^{SUSY}(m_b) = \eta^2 C_7^{SUSY}(m_{\tilde{g}}) + \frac{8}{3}(\eta - \eta^2)C_8^{SUSY}(m_{\tilde{g}}), \quad (22)$$

with

$$\eta = (\alpha_s(m_{\tilde{g}})/\alpha_s(m_t))^{2/21} (\alpha_s(m_t)/\alpha_s(m_b))^{2/23} \quad (23)$$

Finally, putting everything together, we replace, in (9), the Wilson coefficients C_7 and C_8 respectively

by $C_7^{total}[x, \delta]$ and $C_8^{total}[x, \delta]$, the form factor $F^{K^*}(0)$ by $F^{K^*}(0) + F^{sp}(a)$ and, consequently, the branching ratio is

$$Br^{total} = Br^{SM+SUSY} = \tau_B \frac{G_F^2 \alpha m_b^2}{32\pi^4} m_B^3 (1-z^2)^3 |F_{K^*}(0) + F^{sp}(a)|^2 \times \left| \lambda_p \left[C_7^{total}[x, \delta] + \frac{\alpha_s C_F}{4\pi} (C_1 G_1^p + C_8^{total}[x, \delta] G_8) \right] \right|^2 \quad (24)$$

For a given x and $\delta \equiv \rho e^{i\varphi}$, the total branching ratio (24) is depending on three free parameters: a, ρ, φ . One can notice that, by including the hard gluon contributions as a correction to $F_{K^*}(0)$, the direct CP asymmetry parameter, (18), is free of the uncertainties coming from the form factors.

In what it concerns the gluino, as its pair production cross section has large cancellations in the e^+e^- annihilation, there is hope that the laser-backscattering photons will provide a precise gluino mass determination [22]. For a wide range of squark masses, a gluino mass of 540 GeV may be measured, with a precision of at least $\pm 2 \dots 5$, at the multi-TeV linear collider at CERN.

In the next coming discussion, we use the following input parameters: $m_b(m_b) = 4.2$ GeV, $\alpha = 1/137$, $|V_{tb}V_{ts}^*| = 0.0396 \pm 0.002$, $\tau_{B^0} = (1.546 \pm 0.018)$ ps, $m_{\tilde{q}} = 500$ GeV and x has the values $x_l = 0.3$, $x_0 = (540/500)^2$ and $x_g = 3$ (where $l(g)$ comes from $m_{\tilde{q}}$ less (greater) than $m_{\tilde{g}}$).

In figure 2, we represent the contour plots on which the Br^{total} , (24), is equal to the world average data (17) and the BaBar constraint [3]

$$-0.17 < a_{CP} < 0.082 \quad (25)$$

When $\{\rho, \varphi\} \in [0, 0.03] \times [-\pi/2, \pi/2]$, we get for (17) three dashed lines, with increasing thickness, as x goes from x_l to x_g . Correspondingly, for a_{CP} , we get three pairs of solid curves: the lower ones, for $a_{CP} = -0.17$, and the upper ones, for $a_{CP} = 0.082$. These solid contours close inside the values of direct CP asymmetry which do not agree with (25). One is able to constrain $(\delta_{23}^d)_{LR}$ to the segments of the Br -plots outside the solid contours, for each x . For example, when $m_{\tilde{g}} > m_{\tilde{q}}$, all negative phases, with suitable ρ 's, can accommodate both (25) and (17). Also, ρ is constrained by the experimental data on the branching ratio of $B \rightarrow X_s \gamma$ to $\rho \leq 0.016$ [20, 23].

In figure 3, we represent the Br^{total} (in units of 10^{-5}) and a_{CP} (in units of 0.1), with respectively dashed and solid lines, as functions of φ , for

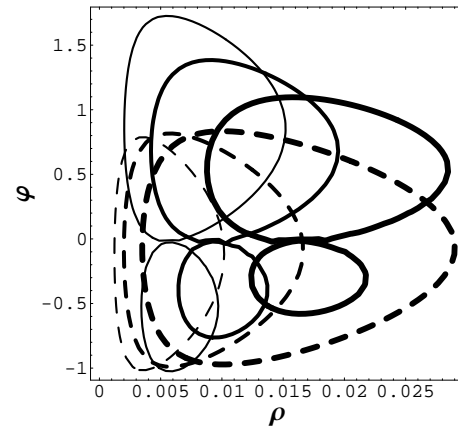


FIG. 2: Contour plots of total branching ratio, in units of 10^{-5} , fitting the world average data, (17), (the dashed lines) and the BaBar constraint (25) (the solid lines), as functions of ρ and φ . The thickness of contours is increasing as x is taking the values: $x = \{0.3, 1.16, 3\}$. The solid curves close inside the values of a_{CP} which disagree with the constraint (25).

$x = x_0$. As ρ takes the following values: $\rho \in \{0.005, 0.01, 0.012\}$, we get three pairs of curves, with increasing thickness. The horizontal dashed band corresponds to the data $3.76 \times 10^{-5} < Br_{exp} < 4.68 \times 10^{-5}$ (in 90% C.L.), while the horizontal solid band stands for the constraint (25). We notice that one should avoid the region $\varphi \in [-\pi/16, \pi/16]$ on the $\rho \approx 0.01$ plot, since the CP asymmetry parameter drops quickly, from positive to negative values much outside the constraint (24).

Finally, let us perform a numerical analysis, for $x = x_0$, and increasing ρ , starting with $\rho = 0.005$. As $\varphi \in [-8\pi/16, -4\pi/16] \cup [3\pi/16, 7\pi/16]$, the Br^{total} and the direct CP asymmetry are inside the ranges $10^5 \times Br^{total} \in [8.3, 3.3]$ and $[3.1, 8.1]$, accommodating data and other theoretical models predic-

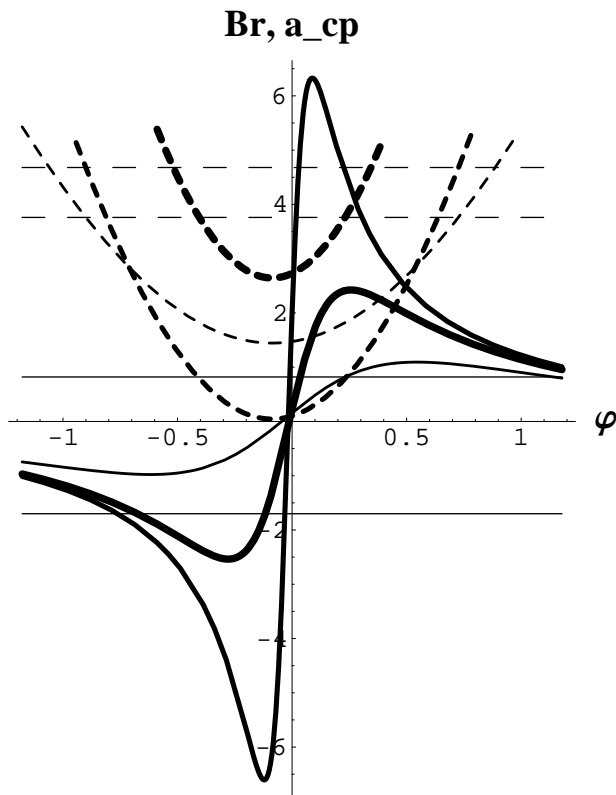


FIG. 3: The total branching ratio, in units of 10^{-5} , (the dashed lines) and $10 \times a_{CP}$ (the solid lines), as functions of φ , for $x = x_0$. The thickness of plots increases as ρ is: $\rho = \{0.005, 0.01, 0.012\}$. The horizontal dashed band corresponds to the world average branching ratio with 90% C.L. and the horizontal solid one is for the constraint (25).

tions, and, respectively, $a_{CP} \in [-0.054, -0.093] \cup [0.096, 0.062]$. When ρ goes to bigger values, the two φ ranges, constrained by the allowed branching ratios, get closer and a_{CP} moves toward much bigger values. For example, for $\rho = 0.01$ and $\varphi \in [-6\pi/16, -4\pi/16] \cup [3\pi/16, 5\pi/16]$, one gets $10^5 \times Br^{total} \in [8.1, 3.6]$ and $[3.2, 7.62]$ and, respectively, $a_{CP} \in [-0.1, -0.16] \cup [0.21, 0.12]$. We notice that only the negative φ -values lead to a_{CP} inside the BaBar constraint (25). For ρ close to the upper limit, $\rho = 0.015$, and $\varphi \in [-4\pi/16, -2\pi/16] \cup [\pi/16, 3\pi/16]$,

the values $10^5 \times Br^{total} \in [7.8, 3.6]$ and $[3.3, 7.3]$ are compatible with a measurable $a_{CP} \approx \pm 0.12$.

IV. CONCLUSIONS

In the present paper, we have analysed the radiative $B \rightarrow K^* \gamma$ decay in the MSSM framework. First, we have used the PQCD approach, developed by Szczepaniak *et al.* [15] and extended to “penguin” processes [16], to compute the hard-spectator contribution, $F^{sp}(a)$, to the essential form factor $F_{K^*}(0)$. For the peaking parameter in the B wave function $a = 0.072$ and $F_{K^*}(0) = 0.38$, the branching ratio becomes $Br^{NLO} = 6.97 \times 10^{-5}$, which is above the experimental data. In order to reach an agreement with data and find large CP asymmetries, which hopefully will be measured with a better precision in the near future, we extend our analyses by including, in the Wilson coefficients $C_{7,8}$, the SUSY contributions coming from squark mixing parameter $(\delta_{23}^d)_{LR} = \rho e^{i\varphi}$. Consequently, the total branching ratio depends, besides a , on three (SUSY) parameters: x, ρ, φ , while a_{CP} is free of the uncertainties coming from the corrected form factor. Using the graphs displayed in figures 2 and 3, one is able to find ranges for the mass insertion parameter $(\delta_{23}^d)_{LR}$. As an example, for $x = (540/500)^2$, the world average branching ratio, $Br_{exp} = 4.22 \times 10^{-5}$, can be accommodated for $\{\rho, \varphi\} = \{0.005, -\frac{4\pi}{13}\}$ or $\{0.01, -\frac{4\pi}{15}\}$. The corresponding asymmetries, $a_{CP} = -0.085$ and respectively $a_{CP} = -0.147$, are inside the BaBar constraint (25).

Acknowledgments

The authors gratefully acknowledge the kind hospitality and fertile environment of the University of Oregon where this work has been carried out. Special thanks go to Damir Becirevic and Vladimir Braun for useful discussions and fruitful suggestions. This work is supported by the CNCSIS Type A Grant, Code 1160.

[1] R. Ammar *et al.* (CLEO Coll.) Phys. Rev. Lett. **71** (1993) 674.
[2] K.W. Edwards *et al.* (CLEO Coll.) Preprint CLEO CONF95-6 (July 1995).
[3] B. Aubert *et al.* (BaBar Coll.) Phys. Rev. Lett. **88** (2002) 101805.
[4] T.E. Coan *et al.* (CLEO Coll.) Phys. Rev. Lett. **84** (2000) 5283.
[5] Y. Ushiroda *et al.* (Belle Coll.) hep-ex/0104045.

[6] A. Ali and C. Greub, Phys. Lett. B **259** (1991) 182; **361** (1995) 146.
[7] A. Ali, T. Ohl and T. Mannel, Phys. Lett. B **298** (1993) 195.
[8] S. Veseli and M.G. Olsson, Phys. Lett. B **367** (1996) 309.
[9] A. Ali and A.Y. Parkhomenko, Eur. Phys. J. C **23** (2002) 89.
[10] A. Parkhomenko, hep-ph/0209346.

- [11] M. Beneke *et al.*, Nucl. Phys. B **592** (2001) 3; Nucl. Phys. B **612** (2001) 25.
- [12] S.W. Bosch and G. Buchalla, Nucl. Phys. B **621** (2002) 459.
- [13] A. Ali and E. Lunghi, Eur. Phys. J. C **26** (2002) 195.
- [14] M. Battaglia *et al.*, Eur. Phys. J. C **22** (2001) 535.
- [15] A. Szczepaniak, E.M. Henley and S.J. Brodsky, Phys. Lett. B **243** (1990) 287.
- [16] M.A. Dariescu and C. Dariescu, Phys. Lett B **367** (1996) 349; **398** (1997) 361.
- [17] A.L. Kagan and M. Neubert, Phys. Lett. B **539** (2002) 227.
- [18] P. Ball, JHEP **09** (1998) 005; P. Ball and V.M. Braun, hep-ph/9808229.
- [19] K. Keirs *et al.*, Phys. Rev. D **62** (2000) 116004.
- [20] F. Gabbiani *et al.*, Nucl. Phys. B **477** (1996) 321.
- [21] X.G. He, J.Y. Leou and J.Q. Shi, Phys. Rev. D **64** (2001) 094018.
- [22] S. Berge and M. Klasen, hep-ph/0303032.
- [23] S. Khalil and E. Kou, Phys. Rev. D **67** (2003) 055009.