

## Joule heating in the cooling of magnetized neutron stars

Deborah N. Aguilera\* and José A. Pons and Juan A. Miralles

*Departamento de Física Aplicada, Universidad de Alicante,  
Apartado Correos 99  
03080 Alicante, Spain*

\*E-mail: [deborah.aguilera@ua.es](mailto:deborah.aguilera@ua.es)

We present 2D simulations of the cooling of neutron stars with strong magnetic fields ( $B \geq 10^{13}$  G). We solve the diffusion equation in axial symmetry including the state of the art microphysics that controls the cooling such as slow/fast neutrino processes, superfluidity, as well as possible heating mechanisms. We study how the cooling curves depend on the the magnetic field strength and geometry. Special attention is given to discuss the influence of magnetic field decay. We show that Joule heating effects are very large and in some cases control the thermal evolution. We characterize the temperature anisotropy induced by the magnetic field for the early and late stages of the evolution of isolated neutron stars.

*Keywords:* Style file; L<sup>A</sup>T<sub>E</sub>X; Proceedings; World Scientific Publishing.

### 1. Introduction

The observed thermal emission of neutron stars (NSs) can provide information about the matter in their interior. Comparing the theoretical cooling curves with observational data<sup>1,2</sup> one can infer not only the physical conditions of the outer region (atmosphere) where the spectrum is formed but also of the poorly known interior (crust, core) where high densities are expected.

There is increasing evidence that most of nearby NSs whose thermal emission is visible in the X-ray band have a non uniform temperature distribution<sup>3,4</sup>. There is a mismatch between the extrapolation to low energy of the fits to X-ray spectra, and the observed Rayleigh Jeans tail in the optical band (*optical excess flux*), that cannot be addressed with a unique temperature (e.g. RX J1856.5–3754<sup>5</sup>, RBS 1223<sup>6</sup>, and RX J0720.4–3125<sup>7</sup>).

A non uniform temperature distribution may be produced not only in the low density regions<sup>8</sup>, but also in intermediate density regions, such as the solid crust. Recently, it has been proposed that crustal confined magnetic fields with strengths larger than  $10^{13}$  G could be responsible for the surface thermal anisotropy<sup>9,10</sup>. In the crust, the magnetic field limits the movement of electrons (main responsible for the heat transport) in the direction perpendicular to the field and the thermal conductivity in this direction is highly suppressed, while remains almost unaffected along the field lines.

Moreover, the observational fact that most thermally emitting isolated NSs have magnetic fields larger than  $10^{13}$  G implies that a realistic cooling model must include magnetic field effects. In a recent work<sup>11</sup>, first 2D simulations of the cooling of magnetized NSs have been presented. In particular, it has been stated that magnetic field decay, as a heat source, could strongly affect the thermal evolution and the observations should be reinterpreted in the light of these new results. We present the main conclusions of this work next.

## 2. Non-uniform temperature distribution induced by magnetic field

We consider two baseline models<sup>11</sup>: Model A, a low mass NS with  $M = 1.35 M_{\odot}$  and Model B, a high mass NS with  $M = 1.63 M_{\odot}$ . These two models correspond to the *minimal cooling* scenario (controlled by modified Urca neutrino emission) and the *fast cooling* scenario (where direct Urca operates), respectively. We consider crustal confined magnetic fields, keeping the geometry fixed and varying the magnetic field strength at the pole ( $B$ ).

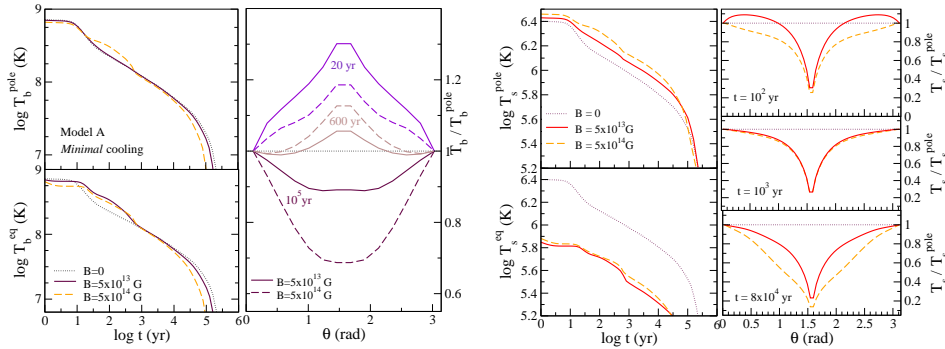


Fig. 1. Cooling of strongly magnetized NSs for the Model A. Temperatures  $T_b$  (left figure) and  $T_s$  (right figure) at the pole and at the equator as a function of the age  $t$  (left panels). Corresponding evolution of  $T/T_s^{\text{pole}}$  vs  $\theta$  in the right panels.

For a given magnetic field, we solve the diffusion equation in axial symmetry, considering an anisotropic thermal conductivity tensor  $\hat{\kappa}$ . The ratio of its components along and perpendicular to the field can be defined in terms of the magnetization parameter ( $\omega_B \tau$ ) as  $\kappa_e^{\parallel} / \kappa_e^{\perp} = 1 + (\omega_B \tau)^2$ , where  $\tau$  is the electron relaxation time and  $\omega_B$  is the electron cyclotron frequency. When  $\omega_B \tau \gg 1$  the magnetic field effects on the transport properties are crucial. We show the results in Fig. 1 (on the left), where the temperature at the base of the envelope  $T_b$  (at  $10^9$  g/cm<sup>3</sup>) is shown as a function of the age  $t$ . We see an *inverted temperature distribution* with cooler polar caps and a warmer equatorial belt at  $t \lesssim 500$  yr for the Model A. Similar qualitative results are found for Model B.

In Fig. 1 (on the right) we show for Model A the corresponding cooling curves but for the surface temperature  $T_s$ . We see that the anisotropy found at the level of  $T_b$  does not automatically result in a similar  $T_s$  distribution: the blanketing effect of the envelope overrides the inverted temperature distribution found at intermediate ages. Thus, the equator remains always cooler than the pole, and only at early times and for strong fields we find larger surface temperatures in middle latitude regions.

### 3. Magnetic field decay and Joule heating

For the magnetic field decay, we assume the approximate solution of the diffusion equation

$$B = B_0 \frac{\exp(-t/\tau_{\text{Ohm}})}{1 + \frac{\tau_{\text{Ohm}}}{\tau_{\text{Hall}}}(1 - \exp(-t/\tau_{\text{Ohm}}))} \quad (1)$$

where  $\tau_{\text{Ohm}}$  is the Ohmic characteristic time, and the typical timescale of the fast, initial stage is defined by  $\tau_{\text{Hall}}$ .

In the cooling curves, there is a huge effect due to the decay of such a large field: as a consequence of the heat released,  $T_s$  remains much higher than in the case of constant field (Fig. 2). The strong effect of the field decay is evident for all of the pairs of parameters chosen. Notice that  $T_s$  of the initial plateau is higher for shorter  $\tau_{\text{Hall}}$ , but the duration of this stage with nearly constant temperature is also shorter. After  $t \simeq \tau_{\text{Hall}}$ , there is a drop in  $T_s$  due to the transition from the fast Hall stage to the slower Ohmic decay.

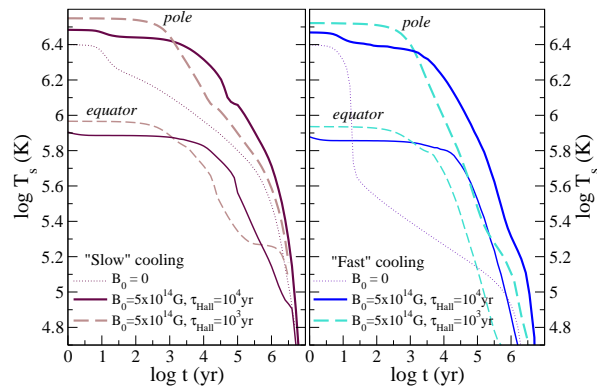


Fig. 2. Cooling of strongly magnetized NSs with Joule heating with  $B_0 = 5 \times 10^{14}$  G for Model A (left panel) and Model B (right panel). We have set  $\tau_{\text{Ohm}} = 10^6$  yr.

#### 4. Conclusion: Towards a coupled magneto-thermal evolution

The main result of this work is that, in magnetized NSs with  $B > 10^{13}$  G, the decay of the magnetic field affects strongly their cooling. In particular, there is a huge effect of Joule heating on the thermal evolution. In NSs born as magnetars, this effect plays a key role in maintaining them warm for a long time. Moreover, it can also be important in high magnetic field radio pulsars and in radio-quiet isolated NSs. As a conclusion, the thermal and magnetic field evolution of a NS is at least a two parameter space (Fig 3), and a first step towards a coupled magneto-thermal evolution has been given in this work.

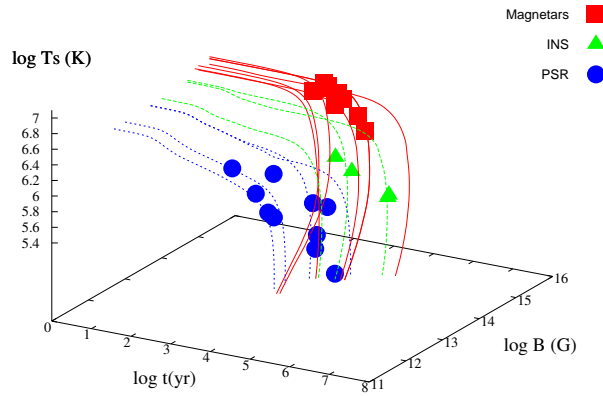


Fig. 3. Coupled magneto-thermal evolution of isolated neutron stars<sup>12</sup>:  $T_s$  for the hot component as a function of  $B$  and  $t$ . Observations: squares for magnetars ( $B > 10^{14}$  G), triangles for intermediate-field isolated NSs ( $10^{13}$  G  $< B < 10^{14}$  G) and circles for radio pulsars ( $B < 10^{12}$  G). Corresponding cooling curves in solid, dashed and dotted lines, respectively.

#### References

1. D. G. Yakovlev and C. J. Pethick, *ARA&A* **42**, 169 (2004).
2. D. Page, U. Geppert and F. Weber, *Nucl. Phys. A* **777**, 497 (2006).
3. V. E. Zavlin, ArXiv, astro-ph/0702426 (2007).
4. F. Haberl, *Ap&SS* **308**, 181 (2007).
5. J. A. Pons et al., *ApJ* **564**, 981 (2002).
6. A. D. Schwope, V. Hambaryan, F. Haberl and C. Motch, *Ap&SS* **308**, 619 (2007).
7. J. F. Pérez-Azorín, J. A. Pons, J. A. Miralles and G. Miniutti, *A&A* **459**, 175 (2006).
8. G. Greenstein and G. J. Hartke, *ApJ* **271**, 283 (1983).
9. U. Geppert, M. Küker and D. Page, *A&A* **426**, 267 (2004).
10. J. F. Pérez-Azorín, J. A. Miralles and J. A. Pons, *A&A* **451**, 1009 (2006).
11. D. N. Aguilera, J. A. Pons and J. A. Miralles, arXiv:0710.0854 [astro-ph] (2007).
12. D. N. Aguilera, J. A. Pons and J. A. Miralles, in preparation, (2007).