

Density dependence of the “symmetry energy” in the lattice gas model

Q. M. Su,^{1,2,3} Y. G. Ma,^{1,*} W. D. Tian,¹ D. Q. Fang,¹ X. Z. Cai,¹ and K. Wang¹

¹*Shanghai Institute of Applied Physics, Chinese Academy of Sciences,
P. O. Box 800-204, 201800 Shanghai, People’s Republic of China*

²*Graduate School of the Chinese Academy of Sciences,
100080 Beijing, People’s Republic of China*

³*College of Electronic and Electrical Engineering,
Shanghai University of Engineering Science, 201620 Shanghai, People’s Republic of China*

(Dated: September 15, 2021)

Isoscaling behavior of the statistical emission fragments from the equilibrated sources with $Z = 30$ and $N = 30, 33, 36$ and 39 , respectively, is investigated in the framework of isospin dependent lattice gas model. The dependences of isoscaling parameters α on source isospin asymmetry, temperature and freeze-out density are studied and the “symmetry energy” is deduced from isoscaling parameters. Results show that “symmetry energy” C_{sym} is insensitive to the change of temperature but follows the power-law dependence on the freeze-out density ρ . The later gives $C_{sym} = 30(\rho/\rho_0)^{0.62}$ if the suitable asymmetric nucleon-nucleon potential is taken. The effect of strength of asymmetry of nucleon-nucleon interaction potential on the density dependence of the “symmetry energy” is discussed.

PACS numbers: 24.10.Pa, 25.70.-z, 05.70.Ce

I. INTRODUCTION

One of major goals of nuclear physics is to understand nature of the nuclear matter, such as the nuclear equation of states (EOS) and interaction of their basic building blocks, namely neutrons and protons. Especially, the properties of the asymmetric nuclear matter is of great interesting in recent years since it has important implications for astrophysics and nuclear physics studies. The availability of beams with large neutron-to-proton ratio, N/Z , provides the opportunity to explore the symmetry energy term in nuclear equation of state in very asymmetric nuclear systems. In such reactions, isospin degree of freedom has a prominent role and can serve as a valuable probe of the symmetry energy term of the nuclear equation of state. Recently the isoscaling behavior extracted from the fragment isotopic composition between two reactions with similar entrance channel has been proposed as a very powerful tool to determine the symmetry energy term of EOS [1]. This scaling law relates ratios of isotope yields measured in two different nuclear reactions, 1 and 2, $R_{21}(N, Z) = Y_2(N, Z)/Y_1(N, Z)$, and such ratios are shown to obey an exponential dependence on the neutron number N or proton number Z of the isotopes or isotones characterized by three parameters α , β and C [1]:

$$R_{21}(N, Z) = \frac{Y_2(N, Z)}{Y_1(N, Z)} = C \exp(\alpha N + \beta Z), \quad (1)$$

where C is an overall normalization constant. So far, this universal law expression for R_{21} has been extensively explored experimentally and theoretically, under diverse

approximations, to primary yields produced by disassembling infinite equilibrated systems in microcanonical and grand canonical ensembles as well in canonical ensembles. It has been observed in statistical models [2, 3, 4], lattice gas model [5], percolation model [6], statistical abrasion-ablation model [7, 8], fission model [9], as well as the molecular dynamics type models [10, 11]. Furthermore, under these approximations, the isoscaling parameters α and β have been found to be related to the symmetry term of the nuclear binding energy [1, 3], to the level of isospin equilibration [12], and to the values of transport coefficients [13].

The paper presents results of the isoscaling analysis for the light fragments from thermal sources which are produced by the lattice gas model. The temperature and density dependences of the symmetry energy are extracted, and the effect of interaction potential between nucleon-nucleon on the symmetry energy is also discussed.

The article is organized as follows. Section II makes a simple introduction on the lattice gas model. In Section III, isoscaling phenomenon and its dependence on temperature and density are presented, while the temperature and density dependence of the deduced “symmetry energy” from the isoscaling parameter has been determined. The effect of asymmetric nucleon-nucleon potential on the “symmetry energy” is also discussed. Finally a summary is given in Sec. IV.

II. MODEL OVERVIEW

The lattice gas model was developed to describe the liquid-gas phase transition for atomic system by Lee and Yang [14]. The same model has already been applied to nuclear physics for isospin asymmetrical systems [15, 16].

*Corresponding author. Email: ygma@sinap.ac.cn

In the lattice gas model, $A (= N + Z)$ nucleons with an occupation number s_i which is defined $s_i = 1$ (-1) for a proton (neutron) or $s_i = 0$ for a vacancy, are placed on the L sites of lattice. Nucleons in the nearest neighboring sites interact with an energy $\epsilon_{s_i s_j}$. The hamiltonian is written as

$$E = \sum_{i=1}^A \frac{P_i^2}{2m} - \sum_{i<j} \epsilon_{s_i s_j} s_i s_j. \quad (2)$$

In order to investigate the symmetrical term of nuclear potential in this model, we can use sets of parameters: one is an attractive potential constant $\epsilon_{s_i s_j}$ between neutron and proton but no interaction between like nucleon, i.e. proton and proton or neutron and neutron, namely

$$\begin{aligned} \epsilon_{nn} &= \epsilon_{pp} = 0. \text{MeV}, \\ \epsilon_{pn} &= -5.33 \text{MeV}. \end{aligned} \quad (3)$$

This kind interaction results in an asymmetrical potential among different kind of nucleon pairs, hence it is an isospin dependent potential. In previous studies, ϵ_{pn} is generally chosen to be -5.33 MeV [15, 16]. Later we will use different $(\epsilon_{pn}, \epsilon_{nn})$ parameters to compare the effect of this asymmetrical potential on the isocaling parameters and ‘‘symmetry energy’’.

In the LGM simulation, a three-dimension cubic lattice with L sites is used. The freeze-out density of disassembling system is assumed to be $\rho_f = \frac{A}{L} \rho_0$, where ρ_0 is the normal nuclear density. The disassembly of the system is to be calculated at ρ_f , beyond which nucleons are too far apart to interact. Nucleons are put into lattice by Monte Carlo Metropolis sampling. Once the nucleons have been placed we also ascribe to each of them a momentum by Monte Carlo samplings of Maxwell-Boltzmann distribution. Once this is done the LGM immediately gives the cluster distribution using the rule that two nucleons are part of the same cluster if their relative kinetic energy is insufficient to overcome the attractive bond, i.e. $P_r^2/2\mu - \epsilon_{s_i s_j} s_i s_j < 0$. This method is similar to the Coniglio-Klein’s prescription [17] in condensed matter physics. Then the fragment isotopic composition can be acquired.

In the lattice gas model the ground state energy (binding energy) can be defined as

$$E_{bind} = \epsilon_{pn} N_{pn} + \epsilon_{nn} N_{nn}, \quad (4)$$

where N_{pn} or N_{nn} is the number of the bonds between unlike nucleons or like nucleons in the ground state which corresponds to a cold nucleus at zero temperature and normal nuclear density in our present classical model [18]. Practically, N_{np} or N_{nn} is determined by the geometry and is equal to the maximum bond number of unlike nucleons or like nucleons of the systems.

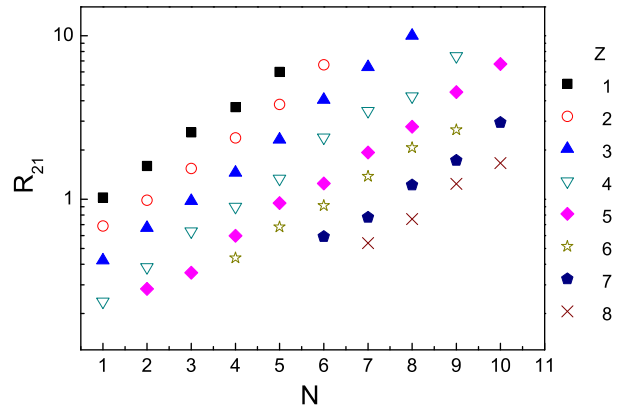


FIG. 1: (Color online) The ratio of the isotopes for $Z < 9$ from two different sources for $A = 66$ and 63 with $Z = 30$ at $T = 3$ MeV and $\rho_f = 0.48\rho_0$ as a function of the neutron number N .

III. RESULTS AND DISCUSSIONS

A. Isoscaling behavior

To make a systematic study of source parameters which might influence the isoscaling behavior, several pairs of equilibrated sources are considered at various initial temperature T and freeze-out density ρ_f in our present work. The equilibrated source pairs are chosen with different isospin asymmetry N/Z with the fixed $Z = 30$ but $A = 60, 63, 66$ and 69 , respectively, which corresponds to $N/Z = 1, 1.1, 1.2$ and 1.3 , respectively. We adopt the widely used convention to denote with the index ‘‘2’’ the more neutron-rich system and with the index ‘‘1’’ the more neutron-poor system. In this situation the value of α is always positive because more neutron-rich clusters will be produced by the neutron-richer source and the value of β is always negative. The yield ratios $R_{21}(N, Z)$ are calculated and the corresponding isoscaling behaviors are investigated over all possible decayed fragments. The cubic lattices of $5^3, 6^3, 7^3, 8^3$ and 9^3 are used for all systems, which gives the freeze-out density $\rho_f = 0.48 \rho_0, 0.28 \rho_0, 0.18 \rho_0, 0.12 \rho_0$ and $0.08 \rho_0$, respectively, for $A = 60$ system. There are slight different freeze-out densities for $A = 63, 66$ and 69 systems. 100000 events were simulated for each T - ρ_f combination of each source which ensures good statistics for results. In the present study, we will focus on the light fragment isotopic distribution to explore the isoscaling behavior and symmetry energy. The advantage of the LGM is that the source density and temperature parameters are well defined.

Fig. 1 shows an example of the isoscaling behavior. It plots the R_{21} as a function of fragment neutron number N from which the slope parameter (isoscaling parameter)

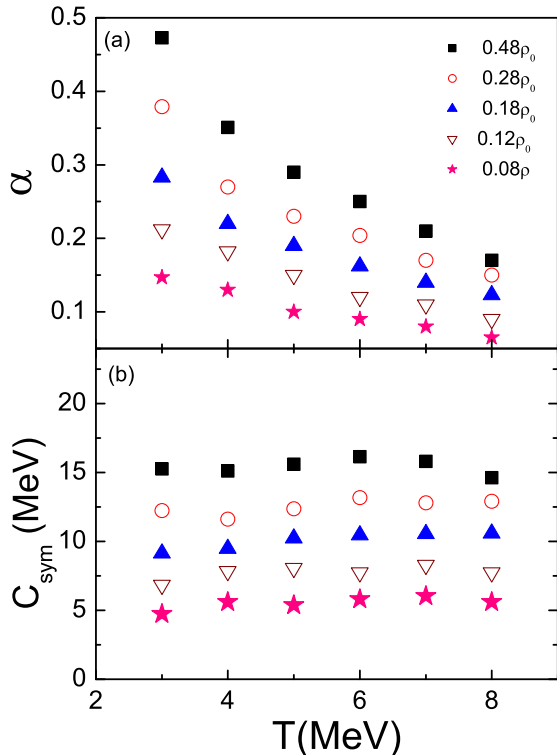


FIG. 2: (Color online) (a) Temperature and density dependences of isoscaling parameters α extracted from source pair with $A = 63$ and 60 . (b) Same as (a) but for the deduced “symmetry energy”.

can be extracted. Average isoscaling parameter α which is calculated over the range $Z \leq 9$ is used to discuss the dependence of α on the properties of emission source, such as temperature, source size and source asymmetry of the isospin. In the following calculations, isoscaling parameters α refer to the calculated average values.

B. Temperature and density dependence of symmetry energy

To explore the origin of isoscaling behavior and the dependence of isoscaling parameters α on the isospin composition, we performed calculations on source systems with different densities and source asymmetry (N/Z) values. The temperature and density dependences of α from the source pair ($N = 33, Z = 30$) and ($N = 30, Z = 30$) are shown in Fig. 2(a). Here the scattering points are the calculation results for the LGM with asymmetrical nucleon-nucleon potential, i.e. Eq.(3). Note that the similar behavior for other source pairs was obtained but not shown here. From the figure, α decreases as the temperature arises, which indicates that the isospin dependence of the fragment yields becomes weaker with the increasing of temperature. But an increasing trend of α with

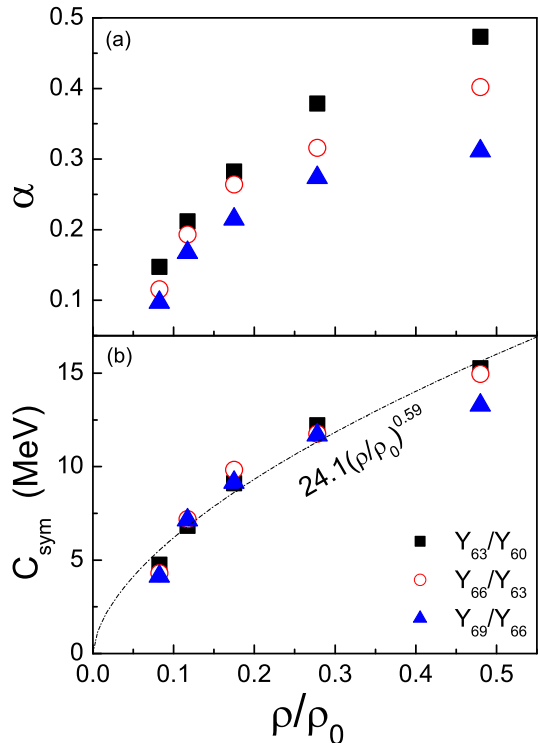


FIG. 3: (Color online) (a) α as a function of freeze-out density for various source pairs with $Z = 30$ which is illustrated in the figure at temperature $T = 3$ MeV. (b) The deduced “symmetry energy” as a function of freeze-out density. The line represents the fits with $C_{\text{sym}} = 24.1(\rho/\rho_0)^{0.59}$. Symbols in figure correspond to $Y_{A=63}/Y_{A=60}$ (solid square), $Y_{A=66}/Y_{A=63}$ (open circles) and $Y_{A=69}/Y_{A=66}$ (solid triangles).

density is also clearly seen from the figure, which shows that lower density system has lower chemical potential that makes smaller yield probable.

It has been shown in the framework of the grand-canonical limit, α has the form,

$$\alpha = \frac{4C_{\text{sym}}}{T} \Delta \left[\left(\frac{Z}{A} \right)^2 \right] = \frac{4C_{\text{sym}}}{T} \left[\left(\frac{Z}{A} \right)_1^2 - \left(\frac{Z}{A} \right)_2^2 \right], \quad (5)$$

where C_{sym} is the deduced “symmetry energy” coefficient (MeV), $\left(\frac{Z}{A} \right)_{i=1,2}^2$ means the square of Z over A for system 1 and 2. T is the temperature of the system in MeV. Above equation has been proved to be a good approximation by many calculations and experimental data, and are generally adopted to constrain the symmetry energy coefficient C_{sym} in experiments. This behavior is attributed to the difference of isospin asymmetry between two reaction systems in similar nuclear temperature. Since the symmetry energy has an important role on nuclear structure of neutron-rich or neutron-deficient rare isotopes, studies on the isoscaling behavior can be used to probe the isospin dependent nuclear equation of state. Fig. 2(b) shows that the deduced “symmetry en-

ergy” C_{sym} almost keep flat regardless the change of temperature. In other words, the “symmetry energy” shows little dependence on temperature. This is consistent with the analysis of the symmetry energy versus the temperature within a degenerate Fermi gas model [19]. Furthermore, the deduced “symmetry energy” displays an increasing trend with the freeze-out density, which will be discussed later.

Fig. 3(a) shows that the α increases with the density for the three source pairs at $T = 3$ MeV. If the Eq. (4) is satisfied in our simulation, α has a linear dependence on $\Delta[(\frac{Z}{A})^2]$. Since this parameter is dependent on the source systems, we divide α by $\Delta[(\frac{Z}{A})^2]$ to remove the system isospin and size dependences. Furthermore, since we know value of temperature for each simulation, we can use the Eq.(4) to extract “symmetry energy” parameter. Fig. 3(b) shows the “symmetry energy” parameter $C_{sym} = \alpha T / [4\Delta(\frac{Z}{A})^2]$ extracted from the ratios of different reaction system pairs, namely $Y_{A=69}/Y_{A=66}$, $Y_{A=66}/Y_{A=63}$, and $Y_{A=63}/Y_{A=60}$, as a function of density. Obviously, the same dependence is displayed even though for the different source combinations. Considering that the generally used density-dependent symmetry energy coefficient has been taken, namely

$$C_{sym} = C_0(\rho/\rho_0)^\gamma, \quad (6)$$

we can use the above expression to fit $C_{sym}(\rho)$. The line in the Fig. 3(b) shows the fit. It gives $C_0 \sim 24$ MeV and $\gamma \sim 0.6$. It was worthy to mention that γ value is in a reasonable range, namely 0.55-0.69, which was proposed by recent data and models [20], but the C_0 looks softer than the recent suggested value [20], namely 31-33 MeV, even though it is consistent with the expanding emitting source model calculation by Tsang et al. [1]. However, it must be mentioned that the binding energy per nucleon E_{bind}/A from the Eq. 4 for the studied system in our LGM with $(\epsilon_{pn} = -5.33, \epsilon_{nn} = 0)$ is around -11.7 MeV which is greater than -16 MeV, the energy per nucleon in a uniform nuclear matter at $T = 0$ at the normal density ρ_0 . Later we will find the potential parameter set $(\epsilon_{pn} = -7, \epsilon_{nn} = 0)$ will give a more reasonable binding energy as well as C_0 .

C. Symmetry energy and nucleon-nucleon symmetric potential

In order to discuss the effect of the isospin dependent interaction potential on the deduced “symmetry energy”, we plot Fig. 4 for $T = 3$ MeV, by changing the symmetric potential, i.e. on the one hand we change ϵ_{pp} from 0, -1, -3 to -5.33 MeV but keep $\epsilon_{pn} = -5.33$ MeV constantly; on the other hand we change $(\epsilon_{pn} = -7, \epsilon_{pp} = 0)$ to comparison with the normal case, namely $\epsilon_{pn} = -5.33$ and $\epsilon_{pp} = 0$. In fact, these five $(\epsilon_{pn}, \epsilon_{pp})$ configurations, namely from $(-7, 0)$, $(-5.33, 0)$, $(-5.33, -1)$, $(-5.33, -3)$ till $(-5.33, -5.33)$, counterparts gradually decreased asymmetric degree which can be characterized by the value of

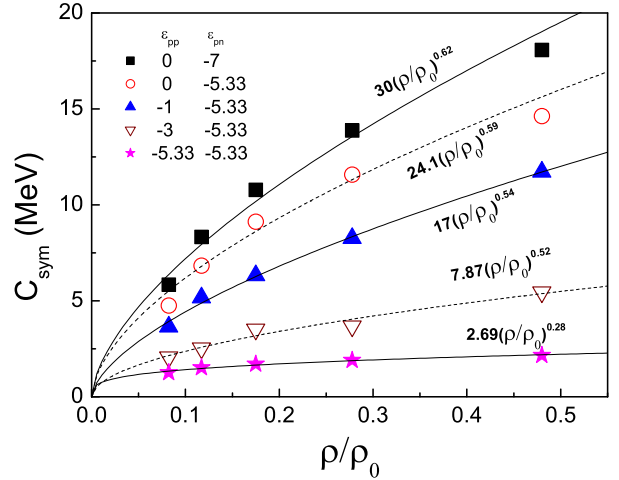


FIG. 4: (Color online) Deduced “symmetry energy” for $(N = 33, Z = 30)$ and $(N = 30, Z = 30)$ source pairs at $T = 3$ MeV as a function of density with different $(\epsilon_{pn}, \epsilon_{pp})$ parameters. The detailed values for ϵ_{nn} and ϵ_{pn} are indicated in the figure. Lines represent the fits with $C_{sym} = C_0(\rho/\rho_0)^\gamma$ and the corresponding detail is illustrated in the figure.

$\epsilon_{pn} - \epsilon_{pp}$. When the symmetric potential becomes not sensitive slowly to nucleus type, that is close to homogeneity. It is observed that the isoscaling property is preserved for all situations, but the values of the deduced “symmetry energy” parameters shows different sensitivity to the freeze-out density in different condition of $(\epsilon_{pn}, \epsilon_{pp})$. As derived in other models and theoretical frame [1, 2], isotope yield ratio is dominantly determined by the symmetry term in the binding energy for two equilibrium sources with comparable mass and temperature but different isospin degree N/Z . It is clear that the values of the deduced “symmetry energy” in the isoscaling relation are related to the symmetry potential between nucleon and nucleon: when nucleon-nucleon has smaller symmetry potential (i.e. smaller difference between ϵ_{pn} and ϵ_{pp}) of the system, the value of C_{sym} decreases. To quantitatively see the density dependence of “symmetry energy”, we fit the points with the Eq.(6). The parameters of C_0 and γ are shown in the figure. Generally, both C_0 and γ increase with the asymmetry of the nucleon-nucleon potential. In other words, the “symmetry energy” parameter C_0 tends to increase and asymmetric EOS becomes harder with the asymmetry of the nucleon-nucleon potential. It is of very interesting to see $C_0 \sim 30$ MeV and $\gamma \sim 0.62$ for the potential parameter set $(\epsilon_{pn} = 7, \epsilon_{nn} = 0)$. The above parameters are exactly consistent with the recently suggested form of density dependence of the symmetry energy [20]. This is not accidental since the LGM with the potential parameter set $(\epsilon_{pn} = 7, \epsilon_{nn} = 0)$ gives a reasonable binding energy -15.4 MeV/A for the studied systems, which is close to the energy in a uniform

nuclear matter at $T = 0$ at the normal density ρ_0 .

IV. CONCLUSION

In summary, the isotopic effect of the light fragments from the equilibrated thermal sources for the source pairs $N = 30, 33, 36$ and 39 with constant $Z = 30$ has been successfully investigated by the lattice gas model model. The model constrains the source temperature and fragmenting density which is below saturate nuclear density ρ_0 , and the fragmentation starts from an equilibrated system which is separated from any dynamical process. In our work we change input parameters of temperature and freeze-out density to survey the evolution of isospin degree of freedom on the isoscaling behavior and the symmetry energy. Isoscaling phenomenon is observed for the emitted light fragments and their dependences on source isospin asymmetry, temperature and density have been systematically investigated. Isoscaling parameters α decrease with the increasing of temperature as well as the decreasing of density. The deduced “symmetry energy” C_{sym} was extracted from the isoscaling param-

eters, which shows little dependence on temperature but follows the power-law dependence on the freeze-out density, namely $C_{sym} = C_0(\rho/\rho_0)^\gamma$. It is shown that $C_0 \sim 30$ MeV and $\gamma \sim 0.62$ in case that the asymmetry nucleon-nucleon potential ($\epsilon_{pn} = -7, \epsilon_{pp} = 0$) is used, this result is consistent with the recently suggested values from data and models. Finally the effect of the asymmetry nucleon-nucleon potential on the deduced “symmetry energy” are studied by adjusting ($\epsilon_{pn}, \epsilon_{pp}$) parameters, it shows that C_0 becomes larger and the density dependence of symmetry energy becomes stiffer with the increasing of asymmetric part of the nucleon-nucleon potential. Therefore it is a powerful tool to use the isoscaling method to extract the asymmetry EOS from the confrontation of data with the models.

This work was supported in part by the Shanghai Development Foundation for Science and Technology under Grant Nos. 06JC14082 and 06QA14062, the National Natural Science Foundation of China (NNSFC) under Grant Nos. 10535010 and 10775167, and the National Basic Research Program of China (973 Program) under Contract No. 2007CB815004.

-
- [1] M. B. Tsang, W. A. Friedman, C. K. Gelbke, W. G. Lynch, G. Verde, and H. S. Xu, Phys. Rev. Lett. **86**, 5023 (2001).
- [2] M. B. Tsang, C. K. Gelbke, X. D. Liu, W. G. Lynch, W. P. Tan, G. Verde, H. S. Xu, W. A. Friedman, R. Donangelo, S. R. Souza, C. B. Das, S. Das Gupta and D. Zhabinsky, Phys. Rev. C. **64**, 054615 (2001).
- [3] A. S. Botvina, O. V. Lozhkin, and W. Trautmann, Phys. Rev. C **65**, 044610 (2002).
- [4] W. D. Tian, Y. G. Ma, X. Z. Cai, D. Q. Fang, W. Guo, W. Q. Shen, K. Wang, and H. W. Wang, Phys. Rev. C **76**, 024607 (2007)
- [5] Y. G. Ma, K. Wang, Y. B. Wei, G. L. Ma, X. Z. Cai, J. G. Chen, D. Q. Fang, W. Guo, W. Q. Shen, W. D. Tian, and C. Zhong, Phys. Rev. C **69**, 064601 (2004).
- [6] C. O. Dorso, Phys. Rev. C **73**, 034605 (2006).
- [7] D. Q. Fang, Y. G. Ma, C. Zhong, C. W. Ma, X. Z. Cai, J. G. Chen, W. Guo, Q. M. Su, W. D. Tian, K. Wang, T. Z. Yan and W. Q. Shen, J. Phys. G **34**, 2173 (2007).
- [8] C. Zhong, Y. G. Ma, D. Q. Fang, X. Z. Cai, J. G. Chen, W. Q. Shen, K. Wang, Y. B. Wei, J. G. Chen, W. Guo, C. W. Ma, G. L. Ma, Q. M. Su, T. Z. Yan, J. X. Zuo, Chin. Phys. **15**, 1481 (2006).
- [9] Y. G. Ma, K. Wang, X. Z. Cai, J. G. Chen, J. H. Chen, D. Q. Fang, W. Guo, C. W. Ma, G. L. Ma, W. Q. Shen, Q. M. Su, W. D. Tian, Y. B. Wei, T. Z. Yan, C. Zhong, X. F. Zhou, and J. X. Zuo, Phys. Rev. C **72**, 064603 (2005).
- [10] A. Ono, P. Danielewicz, W. A. Friedman, W. G. Lynch and M. B. Tsang, Phys. Rev. C **68**, 051601(R) (2003).
- [11] W. D. Tian, Y. G. Ma, X. Z. Cai, D. Q. Fang, W. Guo, C. W. Ma, G. H. Liu, W. Q. Shen, Y. Shi, Q. M. Su, H. W. Wang, K. Wang, T. Z. Yan, Chin. Phys. Lett. **22**, 306 (2005).
- [12] G. A. Souliotis, D. V. Shetty, M. Veselsky, G. Chubarian, L. Trache, A. Keksis, E. Martin, and S. J. Yennello, Phys. Rev. C **68**, 024605(2004) .
- [13] M. Veselsky, G. A. Souliotis and M. Jandel, Phys. Rev. C **69**, 044607 (2004).
- [14] T. D. Lee and C.N. Yang, Phys. Rev. **87**, 410 (1952).
- [15] Y. G. Ma, Phys. Rev. Lett. **83**, 3617 (1999); Y. G. Ma, Q. M. Su, W. Q. Shen, D. D. Han, J. S. Wang, X. Z. Cai, D. Q. Fang, and H. Y. Zhang, Phys. Rev. C **60**, 24607 (1999).
- [16] J. Pan and S. Das Gupta, Phys. Rev. C **57**, 1839 (1998).
- [17] A. Coniglio and E. Klein, J. Phys. A **13**, 2775 (1980).
- [18] Y. G. Ma, Q. M. Su, W. Q. Shen, J. S. Wang, D. Q. Fang, X. Z. Cai, H. Y. Zhang, D. D. Han, Eur. Phys. J. A **4**, 217 (1999).
- [19] B. A. Li and L. W. Chen, Phys. Rev. C **74**, 034610 (2006).
- [20] D. V. Shetty, S. J. Yennello, and G. A. Souliotis, Phys. Rev. C **76**, 024606 (2007) and references therein.