

The LHC Inverse Problem, Supersymmetry, and the ILC

C.F. Berger^{*†}

Center for Theoretical Physics, Massachusetts Institute of Technology, Cambridge, MA 02139, USA

J.S. Gainer^{‡,§}, J.L. Hewett^{†,¶} and T.G. Rizzo^{†**}

Stanford Linear Accelerator Center, 2575 Sand Hill Rd., Menlo Park, CA 94025, USA

B. Lillie^{††‡‡}

High Energy Physics Division, Argonne National Laboratory, Argonne, IL 60439, USA and Enrico Fermi Institute, University of Chicago, 5640 South Ellis Avenue, Chicago, IL 60637, USA

We address the question whether the ILC can resolve the LHC Inverse Problem within the framework of the MSSM. We examine 242 points in the MSSM parameter space which were generated at random and were found to give indistinguishable signatures at the LHC. After a realistic simulation including full Standard Model backgrounds and a fast detector simulation, we find that roughly only one third of these scenarios lead to visible signatures of some kind with a significance ≥ 5 at the ILC with $\sqrt{s} = 500$ GeV. Furthermore, we examine these points in parameter space pairwise and find that only one third of the pairs are distinguishable at the ILC at 5σ .

The exploration of the Terascale begins in earnest next year with the start of operations at the LHC. Although the Standard Model (SM) does a respectable job at describing present data, we know that it is incomplete for many reasons. One can argue persuasively that to address these issues new physics must appear at the Terascale. Once new physics is found, our next goal will be to determine the nature and detailed structure of the underlying framework from which it arose. Can this be done uniquely using data from the LHC? The answer to this question has been recently quantified by Arkani-Hamed, Kane, Thaler and Wang (AKTW) [1], who demonstrated what has come to be known as the LHC Inverse Problem. These authors studied a restricted and very specific ‘simple’ form of new physics given by the Minimal Supersymmetric Standard Model (MSSM). By performing a scan of MSSM parameter space, they showed that specific signatures observed in LHC experiments can not be uniquely mapped back to distinct parameter space points, hereafter referred to as models, within the MSSM.

The purpose of the present Letter is to outline an investigation of the capability of the International Linear Collider (ILC) to resolve this issue of degeneracy within the MSSM framework arising from the LHC Inverse Problem. Such an analysis, though of interest in its own right, provides a unique opportunity to make a detailed study of the signals and backgrounds for hundreds of Supersymmetric (SUSY) models. From this we can re-examine our basic assumptions and prejudices about SUSY analyses at the ILC.

An outline of our procedure is as follows¹: (i) We obtained the set of model pairs from AKTW which led to identical signatures at the LHC. After some filtering, this consists of 242 models in 162 degenerate pairs with some models appearing in several pairs. (ii) We next generated signal (S) ‘data’ via Monte Carlo techniques for each of these models employing both PYTHIA [3] and CompHEP [4] and employing a realistic beam-spectrum [5] specific to the ILC design. We assumed an ILC with a center of mass energy of $\sqrt{s} = 500$ GeV and an integrated luminosity of 500 fb^{-1} which was split equally between samples with 80% left- and right-handed electron beam polarization. Positron polarization was not included. (iii) We obtained two, statistically independent SM background sets (B) which were generated by T.Barklow [6] and employ full tree-level matrix elements using WHIZARD/O’Mega [7]. These included all (> 1000) processes of the form $2 \rightarrow 2$, $2 \rightarrow 4$, and $2 \rightarrow 6$ final states that can arise from e^+e^- , γe^\pm and $\gamma\gamma$ colli-

^{*}This work is supported in part by funds provided by the U.S. Department of Energy (D.O.E.) under cooperative research agreement DE-FC02-94ER40818.

[‡]Work supported in part by the Department of Energy, Contract DE-AC02-76SF00515.

^{††}Research supported in part by the US Department of Energy under contract DE-AC02-06CH11357

[†]Electronic address: cfberger@mit.edu

[§]Electronic address: jgainer@slac.stanford.edu

[¶]Electronic address: hewett@slac.stanford.edu

^{**}Electronic address: rizzo@slac.stanford.edu

^{‡‡}Electronic address: lillieb@uchicago.edu

¹ For full details of our analysis see Ref. [2].

Final State	500 GeV	1 TeV
$\tilde{e}_L^+ \tilde{e}_L^-$	9	82
$\tilde{e}_R^+ \tilde{e}_R^-$	15	86
$\tilde{e}_L^\pm \tilde{e}_R^\mp$	2	61
$\tilde{\mu}_L^+ \tilde{\mu}_L^-$	9	82
$\tilde{\mu}_R^+ \tilde{\mu}_R^-$	15	86
Any selectron or smuon	22	137
$\tilde{\tau}_1^+ \tilde{\tau}_1^-$	28	145
$\tilde{\tau}_2^+ \tilde{\tau}_2^-$	1	23
$\tilde{\tau}_1^\pm \tilde{\tau}_2^\mp$	4	61
$\tilde{\nu}_{e\mu} \tilde{\nu}_{e\mu}^*$	11	83
$\tilde{\nu}_\tau \tilde{\nu}_\tau^*$	18	83
$\tilde{\chi}_1^+ \tilde{\chi}_1^-$	53	92
Any charged sparticle	85	224
$\tilde{\chi}_1^\pm \tilde{\chi}_2^\mp$	7	33
$\tilde{\chi}_1^0 \tilde{\chi}_1^0$	180	236
$\tilde{\chi}_1^0 \tilde{\chi}_1^0$ only	91	0
$\tilde{\chi}_1^0 + \tilde{\nu}$ only	5	0
$\tilde{\chi}_1^0 \tilde{\chi}_2^0$	46	178
Nothing	61	3

TABLE I: Number of models, out of 242, which have a given final state kinematically accessible at $\sqrt{s} = 500$ GeV and 1 TeV. Note that for the 500 GeV machine 96/242 models have only LSP or neutral pairs accessible while 61/242 models have no SUSY particles accessible.

sions. The use of full matrix elements here is important as they generally produce larger backgrounds with longer tails in kinematic distributions than does, *e.g.*, PYTHIA. (*iv*) We piped both signal and background through the java-based SiD [8] fast detector simulation, org.lcsim [9], to take realistic detector effects into account. The procedure outlined above corresponds to a realistic scenario of a first scan of the MSSM signature space at the ILC.

At this stage, we first ask what are the numbers and types of SUSY particles that are kinematically accessible at the ILC in each of the 242 AKTW models? The answer is presented in Table I; here we see that many more sparticles are accessible at 1 TeV than at 500 GeV, which is a good argument for going to higher energies as soon as possible.

The next issue to address is how many of the kinematically accessible sparticles in a given model actually produce an observable signal at the ILC. Certainly we cannot distinguish models which are invisible! To this end, we performed a number of detailed analyses to search for the selectrons, smuons, staus, sneutrinos, lightest charginos and the lightest two neutralinos in each of the AKTW models, the details of which are given elsewhere [2]. An important point here has to do with choosing the kinematic cuts to enhance the signal over background; many such sets of cuts have been developed in the literature for ILC SUSY analyses [10, 11]. These are usually

based on a few representative benchmark models, such as SPS1a' [12, 13], which have very large SUSY production cross sections and many spartners kinematically accessible. Since the AKTW models arise from a generalized parameter scan, these existing cuts are not always adequate for observing our SUSY signals, *e.g.*, in some cases the existing cuts completely removed our signal, while in other cases they did not sufficiently reduce the SM background. We thus developed a set of cuts that work more or less uniformly throughout the parameter space. This led in many cases to increased backgrounds compared with those found for the specialized points studied in the literature.

In order to ascertain the significance, \mathcal{S} , of the model signal for any given search analysis we employ the likelihood ratio method, based on a Poisson statistics likelihood function, and use both of our statistically independent background sets as input. As is traditional, to claim that sparticle production is observable, we require that $\mathcal{S} > 5$.

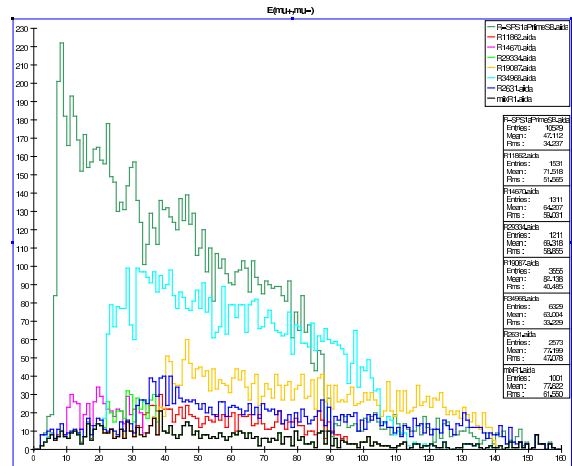


FIG. 1: Muon energy distribution: the number of events/2 GeV bin (combined signal and background) after imposing selection cuts for several representative models, with right-handed electron beam polarization, assuming an integrated luminosity of 250 fb^{-1} . For comparison, SPS1a' is shown as the histogram with the largest number of events. The SM background is represented by the black histogram.

An example of one of our analyses is shown in Fig. 1. Here we display the single muon energy distribution from the production and decay of smuon pairs at the ILC; the specific process of relevance here is $e^+e^- \rightarrow \tilde{\mu}^+ \tilde{\mu}^- \rightarrow \mu^+ \mu^- + 2\tilde{\chi}_1^0$. Since here $\tilde{\chi}_1^0$ is the lightest SUSY particle (LSP) and is both stable and neutral, it appears in the detector as missing energy and thus only the properties of the final state muons can be measured experimentally. Two things are apparent from this figure: (*i*) Although the backgrounds are relatively low due to judicious cuts, there is a wide range for the ratio S/B as the MSSM parameter space is scanned. Beam polarization plays an

important role here. (ii) S/B for SPS1a' is significantly larger than in any of the hundreds of models in our sample; this result is generally found to hold in all of our other sparticle search analyses as well.

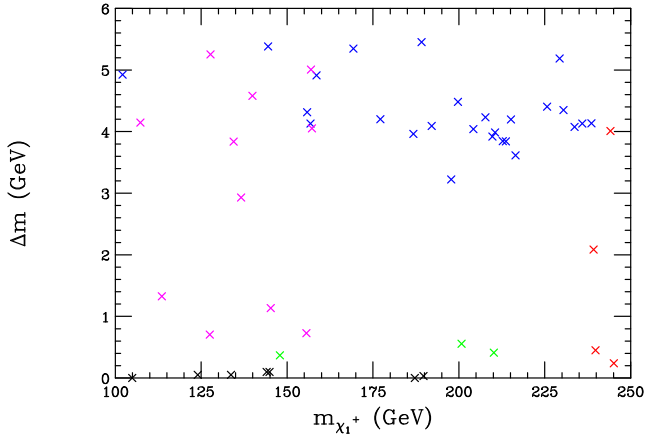


FIG. 2: Distribution of the chargino-LSP mass difference versus the chargino mass for 51 of the AKTW models with $\Delta m_{\tilde{\chi}} < 6$ GeV for the $\tilde{\chi}_1^\pm$ states that are kinematically accessible at $\sqrt{s} = 500$ GeV. The blue crosses represent models that are observable in our suite of analysis channels based on the $\tilde{\chi}_1^\pm$ decay via off-shell W bosons. The green crosses correspond to models that are only visible in the radiative chargino production analysis channel, while the magenta ones represent models that yield observable signals in both the radiative and off-shell W channels. The black crosses are models that are visible in the stable chargino analysis. The red points are the 4 models where the $\tilde{\chi}_1^\pm$ state is *not* observable in any of our analysis channels, essentially due to phase space restrictions.

The situation for other spartners, such as the lightest chargino $\tilde{\chi}_1^+$, is more complicated as the observable signature strongly depends on the mass splitting with the lightest neutralino, $\Delta m = m_{\tilde{\chi}_1^+} - m_{\tilde{\chi}_1^0}$. If Δm is sufficiently large, one can observe the decay of pairs of $\tilde{\chi}_1^+$'s through on- or off-shell W 's into jets and/or leptons. For smaller values of Δm , these decay products are soft, so we must tag the final state by requiring the associated production of a high- p_T photon [14, 15]. When $\Delta m < m_\pi$, $\tilde{\chi}_1^+$ is effectively stable, decaying outside the detector, and we perform a search for long-lived charged particles [16]. By combining these various techniques, we can cover the entire MSSM parameter space fairly well as shown in Fig. 2, where we find that only 4 out of the 53 models with accessible $\tilde{\chi}_1^\pm$ are not observable at the ILC.

Another potentially difficult case is stau pair production, $e^+e^- \rightarrow \tilde{\tau}^+\tilde{\tau}^- \rightarrow \tau^+\tau^- + 2\tilde{\chi}_1^0$ since the final state τ 's themselves decay and need to be identified in the detector. In our analysis, we focus on the hadronic decays of taus into pions, $\tau \rightarrow \pi\nu_\tau$; $\tau \rightarrow \rho\nu_\tau \rightarrow \pi^\pm\pi^0\nu_\tau$; $\tau \rightarrow 3\pi\nu_\tau$, the latter being a 3-prong jet, and also include the e, μ leptonic decays of the τ as these make up a substantial branching fraction. As an *alternative* possibility, we

allow leptonic tau decays into muons, but reject taus that decay into electrons. This significantly reduces contamination from photon-induced backgrounds, at the price of reducing the signal by roughly 30%. The reason for rejecting events with electrons is to reduce contamination from gamma-induced Standard Model processes not involving taus. The following main background, which has large missing energy, and thus mimics stau production, is removed by the alternative tau ID method: $ee\gamma\gamma \rightarrow e(e)\mu(\mu) + E^{\text{miss}}$, where the not reconstructed final states are indicated by the brackets (), and a beam electron or positron is falsely identified as a tau decay product. Better forward muon ID capabilities would remedy this situation because the second muon would then be captured by the detector as well.

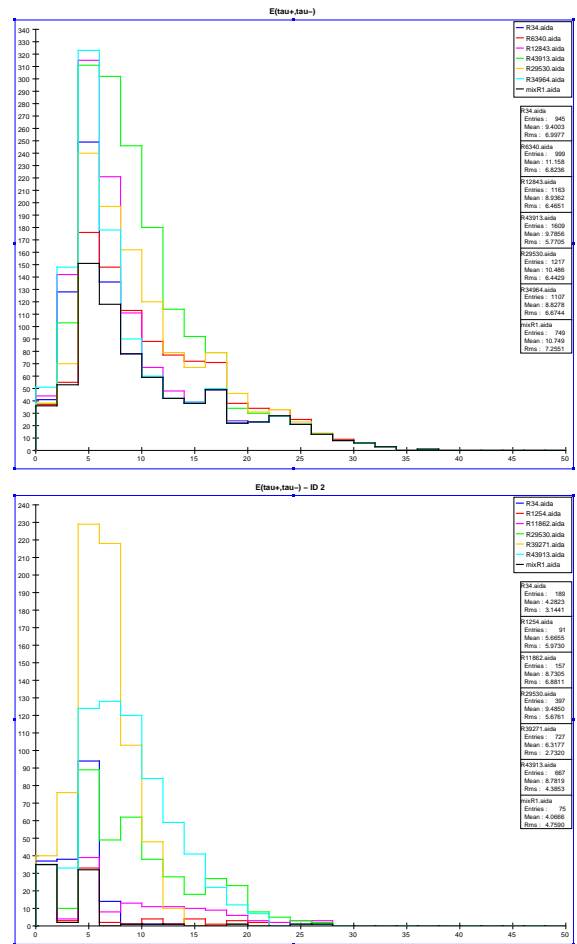


FIG. 3: Reconstructed τ energy distribution: the number of events/2 GeV bin (combined signal and background) after imposing selection cuts for several representative models, with right-handed beam polarization, assuming an integrated luminosity of 250 fb^{-1} . The bottom panel corresponds to removing the electron final state in τ decays in order to avoid beam backgrounds as discussed in the text. The SM background is represented by the black histograms.

The results from both the standard and alternative $\tilde{\tau}$

Particle	Number Visible
\tilde{e}_L	8/9
\tilde{e}_R	12/15
$\tilde{\mu}_L$	9/9
$\tilde{\mu}_R$	12/15
$\tilde{\tau}_1$	21/28
$\tilde{\nu}_{e,\mu}$	0/11
$\tilde{\nu}_\tau$	0/18
$\tilde{\chi}_1^\pm$	49/53
$\tilde{\chi}_1^0$	17/180
$\tilde{\chi}_2^0$	5/46

TABLE II: Number of models, at $\sqrt{s} = 500$ GeV, which have a given final state particle visible above the SM background with a significance $\mathcal{S} > 5$ divided by the number of models with the same particle kinematically accessible.

analyses are shown in Fig. 3. While stau production is certainly observable above background in both cases, the alternative technique nearly completely eliminates the background. Augmenting the detector with muon identification (ID) capabilities at lower angles could reduce the γ -induced background without having to pay the price of introducing a restricted tau identification. Apparently a significant portion of the AKTW models have relatively low stau signal rates, and an improved muon ID capability can be crucial if in fact this portion of the SUSY parameter space is realized in nature. Note that while 21/28 models with kinematically accessible $\tilde{\tau}$'s are visible using the alternative ID, the number is reduced to only 13/28 if the standard method, which includes electron final states, is employed.

Table II summarizes the results of our individual model searches. Our analyses do well at finding charged spartners but not so well with neutral ones. We find that 78/85 models with at least one charged spartner kinematically accessible are visible, but only 17/96 models with only neutral spartners kinematically accessible are observed. This translates into 82 visible models out of 161 models with kinematically accessible spartners, and 82 models that are visible out of the total 242 AKTW models.

Finally, now that we know which models lead to observable signatures at the ILC, we can ask how well the ILC performs at distinguishing pairs of models that gave degenerate signals at the LHC. To this end we perform a χ^2 comparison of the signal plus background histograms for each of our analyses for each of the model pairs. Specifically, we construct a χ^2 of the form $\chi^2(S1 + B1, S2 + B2)$ where $S1(2)$ are the pure signal samples for the two models being compared, and $B1(2)$ are our two independent background samples. We find that we can distinguish, at the $5(3)\sigma$ confidence level, 57(63)/72 pairs of models where at least one of the models has a charged spartner kinematically accessible, but

we fail completely when both models being compared have only neutral spartners accessible. Thus, out of all of the AKTW model pairs, our results show that 57(63)/162 can be distinguished at the ILC $5(3)\sigma$.

From this analysis it is clear that the ILC with the SiD detector does a respectable job in observing charged sparticles that are kinematically accessible, and in distinguishing models that contain such particles. The major weakness, beyond the restricted kinematic reach, is in the neutral spartner sector. This problem might be resolved by employing positron beam polarization [17] as well as by implementing more sophisticated analyses. In order to observe more sparticles in all models, an upgrade to $\sqrt{s} = 1$ TeV as soon as possible is desirable.

We are indebted to Tim Barklow for extraordinary help with the Standard Model background and for many invaluable discussions.

-
- [1] N. Arkani-Hamed, G. L. Kane, J. Thaler and L. T. Wang, *JHEP* **0608**, 070 (2006) [arXiv:hep-ph/0512190]. We thank these authors for sharing the parameter set of degenerate models with us.
 - [2] C.F. Berger, J.S. Gainer, J.L. Hewett, B. Lillie and T.G. Rizzo, SLAC-PUB-12797, MIT-CTP-3882, ANL-HEP-PR-07-89, to appear.
 - [3] T. Sjostrand, S. Mrenna and P. Skands, *JHEP* **0605**, 026 (2006) [arXiv:hep-ph/0603175].
 - [4] E. Boos *et al.* [CompHEP Collaboration], *Nucl. Instrum. Meth. A* **534**, 250 (2004) [arXiv:hep-ph/0403113].
 - [5] D. Schulte, *Beam-beam simulations with GUINEA-PIG*, CERN-CLIC-NOTE-387, unpublished.
 - [6] The SM backgrounds we employ here have been generated by T. Barklow.
 - [7] W. Kilian, T. Ohl and J. Reuter, arXiv:0708.4233 [hep-ph], <http://www-ttp.physik.uni-karlsruhe.de/whizard/>.
 - [8] Silicon Detector Concept, <http://www-sid.slac.stanford.edu/>
 - [9] <http://www.lcsim.org/>
 - [10] F. Richard, J. R. Schneider, D. Trines and A. Wagner, arXiv:hep-ph/0106314; T. Abe *et al.* [American Linear Collider Working Group], *Linear collider physics resource book for Snowmass 2001*, ed. N. Graf; J. L. Feng and M. M. Nojiri, arXiv:hep-ph/0210390.
 - [11] G. Weiglein *et al.* [LHC/LC Study Group], *Phys. Rept.* **426**, 47 (2006) [arXiv:hep-ph/0410364].
 - [12] B. C. Allanach *et al.*, in *the Proceedings of APS / DPF / DPB Summer Study on the Future of Particle Physics (Snowmass 2001)*, pp P125 [arXiv:hep-ph/0202233].
 - [13] J. A. Aguilar-Saavedra *et al.*, *Eur. Phys. J. C* **46**, 43 (2006) [arXiv:hep-ph/0511344].
 - [14] J. F. Gunion and S. Mrenna, *Phys. Rev. D* **64**, 075002 (2001) [arXiv:hep-ph/0103167].
 - [15] K. Riles *et al.*, *Phys. Rev. D* **42**, 1 (1990).
 - [16] For a recent study, see, for example H. U. Martyn, arXiv:0709.1030 [hep-ph].
 - [17] G. A. Moortgat-Pick *et al.*, arXiv:hep-ph/0507011.