

Restudy on Dark Matter Time-Evolution in the Littlest Higgs model with T-parity

Qing-Peng Qiao, Jian Tang, Xue-Qian Li

Department of Physics, Nankai University, TianJin 300071, China

Abstract

Following Refs. [1, 2], in the Littlest Higgs model (LHM), the heavy photon is supposed to be a possible dark matter candidate and its relic abundance of the heavy photon is estimated in terms of the Boltzman-Lee-Weinberg time-evolution equation. The effects of the T-parity violation is also considered. Our calculations show that when Higgs mass M_H taken to be 300 GeV and don't consider T-parity violation, only two narrow ranges $133 < M_{A_H} < 135$ GeV and $167 < M_{A_H} < 169$ GeV are tolerable with the current astrophysical observation and if $135 < M_{A_H} < 167$ GeV, there must at least exist another species of heavy particle contributing to the cold dark matter. As long as the T-parity can be violated, the heavy photon can decay into regular standard model particles and would affect the dark matter abundance in the universe, we discuss the constraint on the T-parity violation parameter based on the present data. Direct detection prospects are also discussed in some detail.

Keywords Little Higgs dark matter, time evolution.

I. Introduction

The Littlest Higgs model [3] has been proposed for solving the hierarchy problem of Standard Model (SM) recently. Unfortunately, the original Littlest Higgs model still suffers from severe constraints from precision electroweak fits and the fine-tuning of the Higgs boson mass is necessary. To avoid the difficulty, a discrete Z_2 symmetry named as "T-parity" [4] (just as R-parity in SUSY) is introduced to the model. This symmetry in the little Higgs models endow SM-like particles T-even parity while all heavy gauge bosons and scalar triplets are T-odd. Therefore, it is completely natural to see that the problem in the model can be avoided. An interesting feature of the Littlest Higgs Model with T-parity is that the T-odd particles need to be pair-produced and will cascade down to the lightest T-odd particle (LTP) which means that the LTP is guaranteed to be stable. At the same time, one of the most fundamental problems in cosmology and particle physics today is *what is the nature of the Dark Matter*. A flood of discussions point out that the Dark Matter should have the following characters – non-luminous, non-baryonic, non-relativistic, and electrically neutral [5, 6, 7, 8, 9, 10].

The heavy photon in the Littlest Higgs model indeed meets all criteria, thus it can be an ideal candidate of cold dark matter (CDM). The relic abundance of the dark matter in the Littlest Higgs model with T-parity in the thermal relic scenario has already been evaluated by Hubisz and Birkedal [1, 2]. To be consistent with the observation on CDM, the mass of heavy photon is estimated around a few hundred GeV.

In this work, following Refs.[1, 2], we re-evaluate the abundance of heavy photons in our universe by means of the Boltzman-Lee-Weinberg equation where the T-parity violation effects are taken into account. As a reasonable consideration we set the mass of A_H in the range: $100 \text{ GeV} \leq M_{A_H} \leq 300 \text{ GeV}$. We find that a rather narrow window for the mass of heavy photon meet the requirements of the observation, outside of which other kinds of dark matter particles are necessary. The paper is organized as follows: after this introduction, we formulate the time evolution of the dark matter in the Littlest Higgs model with and without T-parity violation in section II and then we present our numerical results. Direct detection prospects are discussed

in section III. The section IV is devoted to our brief conclusion and discussion.

II. The time evolution of the dark matter

The time evolution of the dark matter is described by the Boltzman-Lee-Weinberg time-evolution equation [11], which is the basis of study on the abundance of dark matter for a possible candidate particle (heavy photon in this work) at the present stage:

$$\frac{dn}{dt} = \frac{-3\dot{R}}{R}n - \langle \sigma v \rangle n^2 + \langle \sigma v \rangle n_0^2, \quad (1)$$

where $\langle \sigma v \rangle$ is the average value of the heavy photon pair-annihilation cross section times the relative velocity; R is the cosmic scale factor and \dot{R}/R is the Hubble constant H ; n is the number density of cold dark matter in the thermal bath and n_0 is the equilibrium density:

$$n_0(T) = \frac{2}{(2\pi)^3} \int_0^\infty 4\pi p^2 dp \left[\exp \frac{(m^2 + p^2)^{\frac{1}{2}}}{kT} - 1 \right]^{-1}, \quad (2)$$

the expression of n_0 is different to our former paper [12], where neutralino is supposed to be the cold dark matter particle which is a fermion. Instead, A_H we employ here is a boson and obeys the Boson-Einstein statistics.

Obviously, in eq.(1), the T-parity is conserved, so that the heavy photon as the lightest T-odd particle does not decay. The evolution equation should be modified if we consider the T-parity violation effects:

$$\frac{dn}{dt} = \frac{-3\dot{R}}{R}n - \langle \sigma v \rangle n^2 + \langle \sigma v \rangle n_0^2 - \Gamma n, \quad (3)$$

where $\Gamma = 1/\tau$ is the decay width of the A_H which decays into SM particles via T-parity violation. The $\langle \sigma v \rangle$ means the thermally averaged annihilation cross section.

In this work we only consider that the dark matter particles annihilate into the SM particles in s-wave, thus under the non-relativistic limit, the cross section σv is simply given as

$$\sigma v = \sigma v|_{WW} + \sigma v|_{ZZ} + \sigma v|_{HH} + \sigma v|_{t\bar{t}}. \quad (4)$$

Due to relatively large uncertainties of the present data, we restrict ourselves to only evaluate the cross sections of the $2 \leftrightarrow 2$ processes which would be overwhelming over the 2 to 3 modes, and the corresponding Feynman diagrams are shown in Fig. 1.

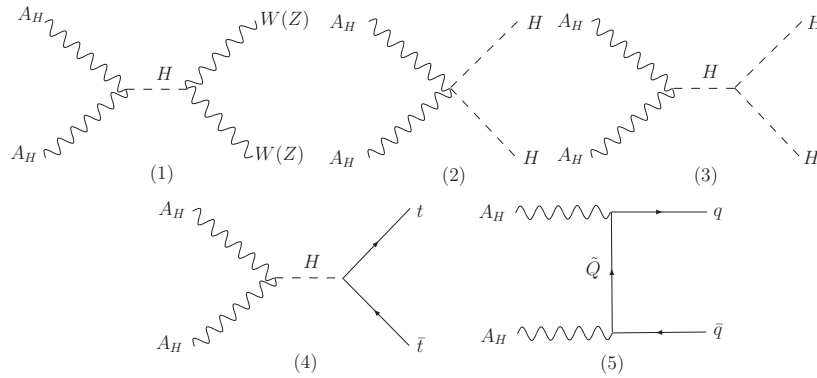


Figure 1: Feynman diagrams for the annihilation of the dark matter (A_H) in the $2 \leftrightarrow 2$ processes. Diagrams (1) to (4) are those which give the largest contributions to the annihilation $\langle \sigma v \rangle$ for the ranges of M_{A_H} and M_H that we examine. Diagram (5) contribution to the annihilation coefficient $\langle \sigma v \rangle$ is much smaller than the other four, so we ignore it in numerical computation [2].

$A_H^\mu A_H^\nu H$	$-\frac{i}{2}g'^2 v g^{\mu\nu}$
$A_H^\mu A_H^\nu HH$	$-\frac{i}{2}g'^2 g^{\mu\nu}$

Table 1: The interaction vertices Littlest Higgs model that appear in this paper.

For the readers' convenience, we present the vertices which we are using in Table , where the coupling $g' = 2\sqrt{\pi\alpha}/\cos\theta_w$. We can directly obtain σv of the diagrams shown in Fig. 1. The subscript "CM" here denotes the center-of-mass frame.

$$(\sigma v|_{ww})_{CM} \approx \frac{2\pi\alpha^2}{3\cos^4\theta_w} \frac{M_{A_H}^2}{(4M_{A_H}^2 - M_H^2)^2 + M_H^2\Gamma_H^2} (1 - \mu_w + \frac{3}{4}\mu_w^2) \sqrt{1 - \mu_w}, \quad (5)$$

$$(\sigma v|_{zz})_{CM} \approx \frac{\pi\alpha^2}{3\cos^4\theta_w} \frac{M_{A_H}^2}{(4M_{A_H}^2 - M_H^2)^2 + M_H^2\Gamma_H^2} (1 - \mu_z + \frac{3}{4}\mu_z^2) \sqrt{1 - \mu_z}, \quad (6)$$

where $\mu_i = M_i^2/M_{A_H}^2$ and M_{A_H} is the mass of A_H , θ_w is the SM Weinberg angle, α keeps the meaning that it is in SM and M_H is the mass of SM Higgs boson and Γ_H is the width of the Higgs. If $M_{A_H} > m_t$, the annihilation of heavy photon pair into a pair of top quarks is possible, and

$$(\sigma v|_{t\bar{t}})_{CM} \approx \frac{\pi\alpha^2}{\cos^4\theta_w} \frac{M_{A_H}^2}{(4M_{A_H}^2 - M_H^2)^2 + M_H^2\Gamma_H^2} \mu_t (1 - \mu_t)^{\frac{3}{2}}. \quad (7)$$

If $M_{A_H} > M_H$, it also can annihilate into pairs of Higgs bosons, with the following cross section [2],

$$(\sigma v|_{HH})_{CM} \approx \frac{\pi\alpha^2 M_{A_H}^2}{2\cos^4\theta_w} \left(\frac{\mu_h(\mu_h + 8)}{8((4M_{A_H}^2 - M_H^2)^2 + M_H^2\Gamma_H^2)} + \frac{1}{24M_{A_H}^4} \right) \sqrt{1 - \mu_H}, \quad (8)$$

where the subscript "CM" denotes the center-of-mass. The dependence of σv on the masses of Higgs and heavy photon is depicted in Fig. 2,

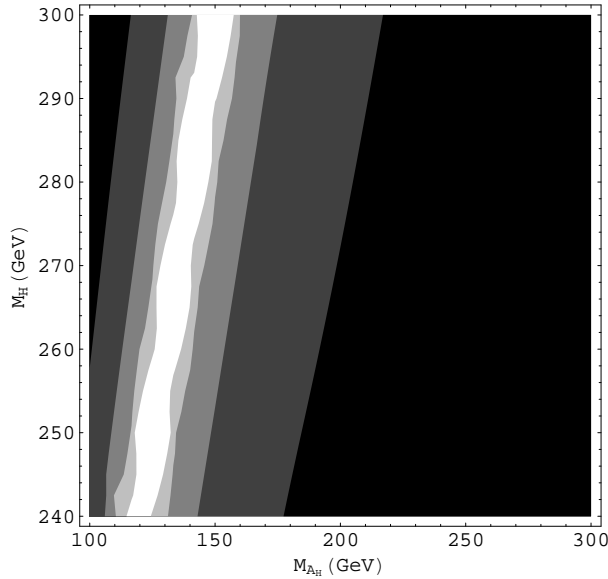


Figure 2: This plot depicts the dependence of the $\langle \sigma v \rangle$ on the mass of Higgs and heavy photon. From the lightest to the darkest regions, the magnitude of $\langle \sigma v \rangle$ decreases as shown in Fig.

In the numerical computations, we take a few typical values for mass of Higgs as $M_H=240$ GeV and $M_H=300$ GeV, as shown in Fig. 3 ,

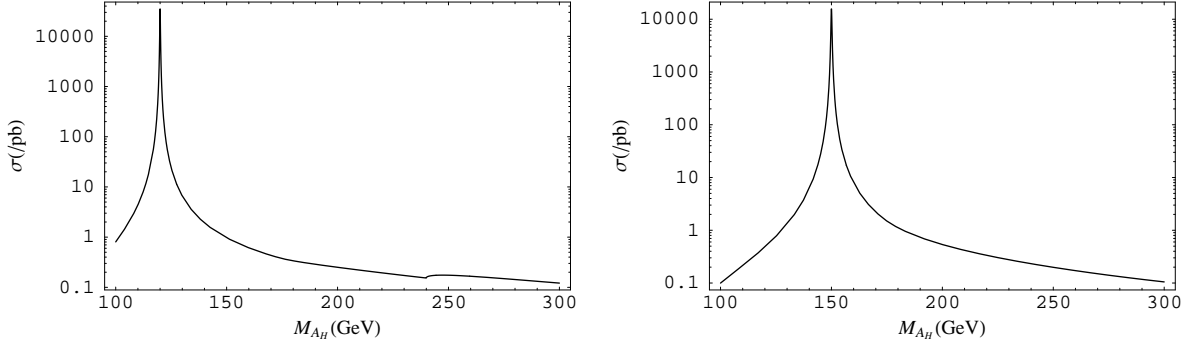


Figure 3: the magnitude of $\langle \sigma v \rangle$ with $M_H=240$ GeV (left) and $M_H=300$ GeV (right).

It is noted that we have not considered the contributions of the T-parity violation effects to $\langle \sigma v \rangle$ yet. Later in this work, we will show that to be consistent with the observational data on dark matter density in our universe, if the heavy photon is the only constituent of the dark matter, the T-parity violation cannot be large. Thus when we evaluate $\langle \sigma v \rangle$, the diagrams related to the T-parity violation can be safely neglected. There is a sharp peak in the figure which is due to the resonance effect with $4M_{A_H}^2 - M_H^2 \approx 0$.

For readers' convenience, let us briefly repeat the procedure for solving Eq. (3). Following the literature, one needs to rewrite the first term by means of the equation of state, according to the Friedmann-Lemaître equations

$$H(t) = \frac{\dot{R}}{R} = \left(\frac{8\pi\rho G}{3} - \frac{\kappa}{R^2} + \frac{\Lambda}{3} \right)^{\frac{1}{2}}, \quad (9)$$

where $H(t)$ is the Hubble parameter, ρ is the energy density and Λ is the cosmological constant. Energy conservation $T_{;\nu}^{\mu\nu} = 0$ leads to another useful equation,

$$\dot{\rho} = -3H(\rho + p). \quad (10)$$

This equation can be written as $\dot{\rho} = -3(1+w)\rho\dot{R}/R$ and is easily integrated to yield

$$\rho \propto R^{-3(1+w)}, \quad (11)$$

where the state parameter $w = p/\rho$ is $1/3$ at the early universe dominated by radiation and 0 when matter dominates.

For the radiation-dominant universe, one has

$$\rho = \frac{\pi^2}{30} g^* (kT)^4, \quad (12)$$

where $g^* = g_B + \frac{7}{8}g_F$ is the effective number of degrees of freedom. The g_B and g_F denote the degrees of freedom for boson and fermion respectively.

After the universe converted from radiation-dominance to matter-dominance, the relation $RT = \text{constant}$ still holds [11], and

$$\rho = \beta T^3, \quad (13)$$

where constant β can be fixed by the present energy density

$$\rho_r = \beta T_r^3 = \Omega_m \rho_c ,$$

where $T_r = 2.725$ K [13] is the present microwave background radiation temperature, $\Omega_m h^2 = 0.127$ is the present-day density parameter for pressureless matter and the critical density $\rho_c = \frac{3H^2}{8\pi G_N} = 1.05 \times 10^{-5} h^2 \text{ GeV}\cdot\text{cm}^{-3}$ [13], thus

$$\rho = \Omega_m \rho_c \left(\frac{T}{T_r}\right)^3 . \quad (14)$$

We have the modified evolution equation for the radiation-dominant stage as

$$\frac{df}{dx} = \left(\frac{45}{4\pi^3 G N_F}\right)^{\frac{1}{2}} \left[\frac{M_{AH}}{k} \langle \sigma v \rangle (f^2 - f_0^2) + \frac{\Gamma}{M_{AH}^2} \frac{f}{x^3}\right], \quad (15)$$

and the other equation for the matter-dominant universe

$$\frac{df}{dx} = \left(\frac{3T_r^3}{8\pi G \rho_r}\right)^{\frac{1}{2}} \left[\left(\frac{M_{AH}}{k}\right)^{\frac{3}{2}} \langle \sigma v \rangle (f^2 - f_0^2) + \Gamma \left(\frac{k}{M_{AH}}\right)^{\frac{3}{2}} x^{-\frac{5}{2}} f\right], \quad (16)$$

where

$$f(x) \equiv \frac{n}{T^3}, \quad x \equiv \frac{kT}{M_{AH}}, \quad f_0 = \frac{n_0}{T^3} = \frac{2}{(2\pi)^3} \int_0^\infty 4\pi p^2 dp \left[\exp\left(\frac{m^2 + p^2}{kT}\right) - 1\right]^{-1} \frac{1}{T^3} .$$

In Fig. 4, we plot the dependence of ρ/T^3 on temperature (the time). In order to illustrate our numerical results, without losing generality we set the mass of Higgs as $M_H = 300$ GeV and will make more discussions in the last section.

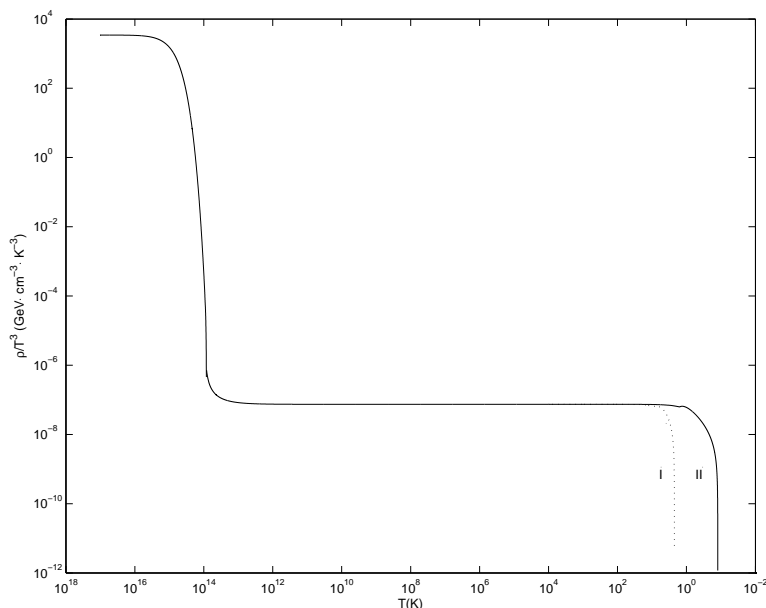


Figure 4: ρ/T^3 vs T . where two states of radiation and matter are compared. Here $M_H = 300$ GeV and $M_{AH} = 170$ GeV. In case I, as an approximation, we use radiation-dominance equation (15). The matter-dominance equation (16) is used in case II when temperature blow 10^4 K.

The early universe was hot, dense and dominated by radiation, but as the temperature gradually decreased, non-relativistic matter eventually dominates the universe. Thus Eq.(15) and Eq.(16) describe different stages of the temperature evolution and the solutions of the two equations should be smoothly connected at a medium temperature of about 10^4 K. With this restriction we can obtain our numerical results which are shown in Figs. 4 ~ Figs. 7.

By Fig. 4, one can notice that when temperature exceeds 10^{16} K, $f(x)$ (or ρ/T^3) approaches to original $f_0(x)$ (or ρ_0), namely the curve almost does not change until the temperature drops to the decoupling temperature T_f . As the temperature decreases continually the curve is flat again for a long range until the temperature T_v where T-parity violation applies, then the curve drops abruptly.

In this figure, for understanding the physics, we plot two curves. The line I is a solution of Eq. (15) where one assumes the universe is dominated by the radiation all the time, whereas the line II corresponds to the case where the two solutions of Eq.(15) and Eq.(16) are smoothly connected, namely the two stages of time evolution are properly dealt with. One can notice that without taking into account of the T-parity violation, line I and line II are almost overlap, but when one considers the T-parity violation, the line I drops earlier than the line II. It may influence the time evolution of dark matter in the future (billion year later, we suppose).

The Feynman diagrams which are responsible for the heavy photon decaying into SM particles are shown in Fig. 5, where the vertex is T-parity violated.

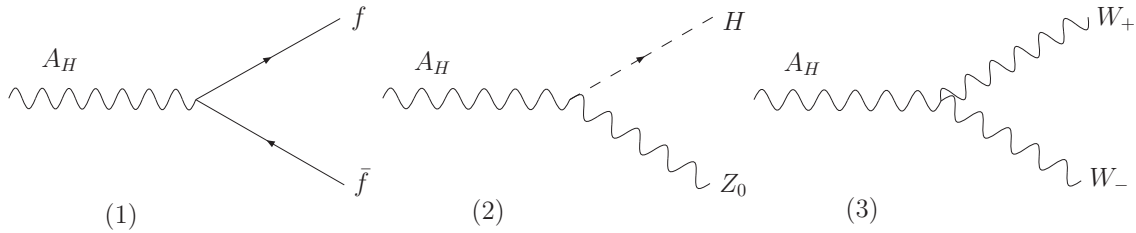


Figure 5: The Feynman diagrams for the decay of the heavy photon A_H . Diagrams (2) to (3) can be ignored since Z_0 , W_{\pm} and H will decay furthermore and the phase space is too narrow. f in diagram (1) stands for all quarks, leptons except the top quark as long as A_H is set as 170 GeV in the numerical computations.

The decay amplitude of diagram (1) of Fig. 5 is

$$M = \lambda_f \bar{u}(P_1) \gamma^\mu v(P_2) \varepsilon_\mu(K), \quad (17)$$

where K , P_1 , P_2 denote the momenta of A_H , f and \bar{f} respectively and λ_f is the T-parity violation parameter. The decay width of A_H that decays to a pair of $f\bar{f}$ is

$$\Gamma_f = \frac{c_f \cdot \lambda_f^2 (M_{A_H}^2 + 2m_f^2)(M_{A_H}^2 - 4m_f^2)^{1/2}}{12\pi M_{A_H}^2}. \quad (18)$$

Because $m_f \ll M_{A_H}$, we can ignore it safely in the expression and obtain

$$\Gamma_f = \frac{c_f \cdot \lambda_f^2}{12\pi} M_{A_H}, \quad (19)$$

where $c_f = 3$ for quarks and $c_f = 1$ for leptons. Finally, we get the total decay width of A_H

$$\Gamma_{total} = \sum_f \Gamma_f = 0.0796 M_{A_H} (5\lambda_1^2 + 2\lambda_2^2) = 0.0796 M_{A_H} \lambda^2, \quad (20)$$

where λ_1 , λ_2 denote the T-parity violation parameters of quarks and leptons respectively. In general, λ_1 and λ_2 may be different, but the equation shows that only their combination applies in practice as an effective parameter λ .

Because of T-parity violation, the curves dip down at certain low temperature that depend on the mass of the heavy photon and the T-parity violation parameter λ . For an illustration, we choose three typical values of lifetimes of heavy photon which should be sufficiently long compared to the age of our universe, otherwise it may contradict to the observation of the dark matter density, as 10^{44} , 10^{42} and 10^{40} GeV $^{-1}$ (about 2×10^{12} , 2×10^{10} and 2×10^8 years) corresponding to the dimensionless T-parity violation parameter $\lambda = 3.00 \times 10^{-23}$, 3.00×10^{-22} , 3.00×10^{-21} for $M_{A_H} = 140$ GeV; $\lambda = 2.72 \times 10^{-23}$, 2.72×10^{-22} , 2.72×10^{-21} for $M_{A_H} = 170$ GeV; $\lambda = 2.08 \times 10^{-23}$, 2.08×10^{-22} , 2.08×10^{-21} for $M_{A_H} = 290$ GeV respectively, The three cases are shown in Fig. 6.

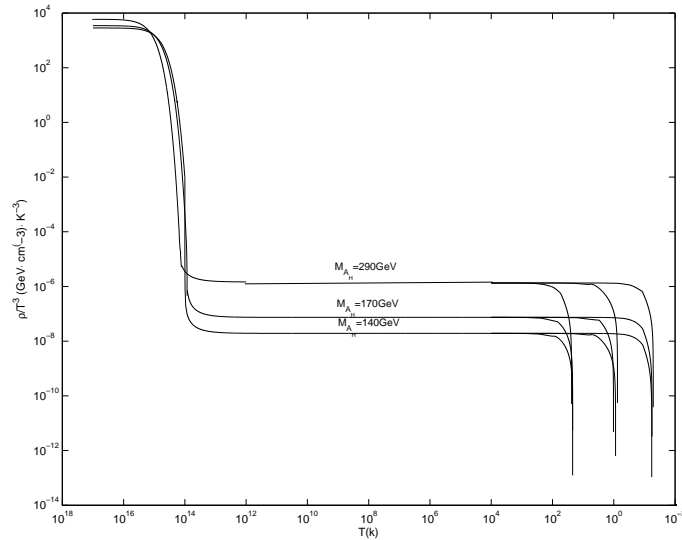


Figure 6: ρ/T^3 vs T . Different values for the heavy photon mass M_{A_H} and T-parity violation parameter λ are taken.

By measuring the anisotropy, the density of CDM is determined as [13]

$$\Omega_{dm} h^2 = 0.105_{-0.010}^{+0.007}, \quad (21)$$

where h is the Hubble constant in units of 100 km/(s-Mpc) and we can get the range of present CDM density ρ_{CDM} ,

$$49.30 \text{ eV} \cdot \text{cm}^{-3} \cdot \text{K}^{-3} \leq \rho_{CDM}/T_r \leq 58.12 \text{ eV} \cdot \text{cm}^{-3} \cdot \text{K}^{-3}. \quad (22)$$

Obviously if the heavy photon is the unique constituent of CDM, it must account for the whole CDM energy density, and the curves in Fig. 6 must pass through or intersect with the range Eq. (21).

The figure shows that there is only a narrow window for its mass to be allowed by the measurements on the dark matter density. For clarity, in Fig. 7, we show the relation between the density of CDM, (ρ/T^3) in the flat region of curves in Fig. 4 and the mass of heavy photon M_{A_H} . The space between the two horizontal lines corresponds to the observational data with error tolerance. It is shown that without T-parity violation, i.e. heavy photon is absolutely stable, only two regions $133 < M_{A_H} < 135$ GeV and $167 < M_{A_H} < 169$ GeV can be consistent

with astrophysical data, if $135 < M_{A_H} < 167$ GeV, there must be at least another kind of heavy particles contributing to the rest CDM density. It is interesting to notice that as M_{A_H} changes, the cross section $\langle v\sigma \rangle$ varies and near the resonance shown in Fig. 3, it is proportional to $(M_{A_H}^2/\Gamma_h^2)$ and becomes very large. Back to the master equation Eq.(3), the solution of ρ_0/T^3 can reach almost zero near the resonance. Therefore the two allowed ranges of M_{A_H} are separated and the dependence of ρ_0/T^3 on M_{A_H} is not monotonic.

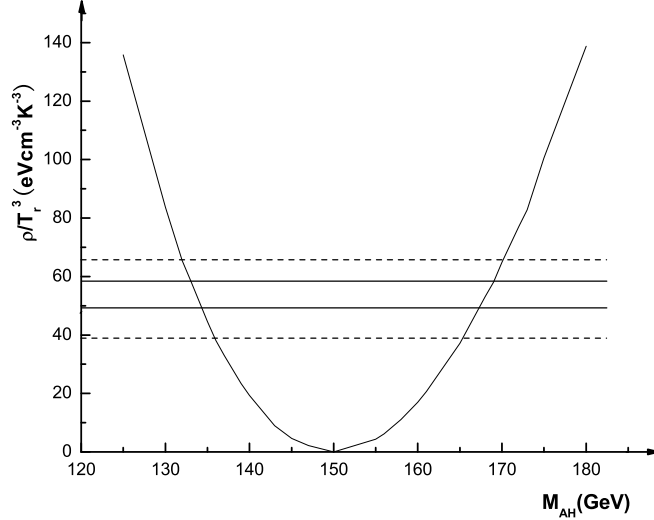


Figure 7: Relation between the CDM density $\rho/T^3 = n \times M_{A_H}/T^3$ and the heavy photon mass M_{A_H} . The middle region is allowed by the present astronomical observation.

If T-parity violation indeed exists, the situation would be different. For 1σ error tolerance, nearly all values of M_{A_H} except $135 < M_{A_H} < 167$ GeV is possible, because M_{A_H} can decay via T-parity violation into light SM particles. However, on the other aspect, its relic density must pass through the allowed region which is ranged by the solid lines (1σ) or dashed lines (3σ) of Fig. 7, that is constrained by the present astronomical observation data. This as well sets a restriction to the T-parity violation parameter λ for different M_{A_H} .

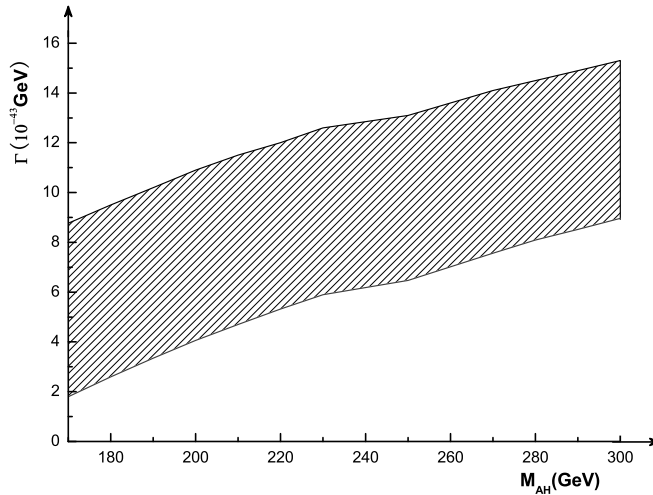


Figure 8: The relation of M_{A_H} and Γ as $M_{A_H} > 170$ GeV. The shaded area is allowed by the present observation, with here we only consider the situation of $M_{A_H} \geq 170$ GeV for an illustration in the 3σ error tolerance.

To be explicit, we present the relation between M_{A_H} and the decay width λ which is constrained by data, in Fig. 8. Unfortunately, the relation cannot be written in a simple analytic form, so that we illustrate it graphically. As M_{A_H} gets larger, the lifetime should be shorter, i.e. the T-parity violation effect should be stronger (the violation parameter is larger) accordingly. Thus if we assume M_{A_H} to be a component of CDM, the T-parity violation parameter is rigorously constrained as it decays slowly to meet the present observation.

It is interesting to investigate how the initial conditions influence the evolution, in other words, at very high temperature, if we change the initial density of heavy photon, whether we can obtain different relic density at present time. We choose three different initial values at high temperatures and draw the evolution curves in Fig. 9, the numerical results indicate that the evolution is almost independent of the initial conditions. It implies that the relic density is only related to the decoupling temperature and mass of the CDM particles.

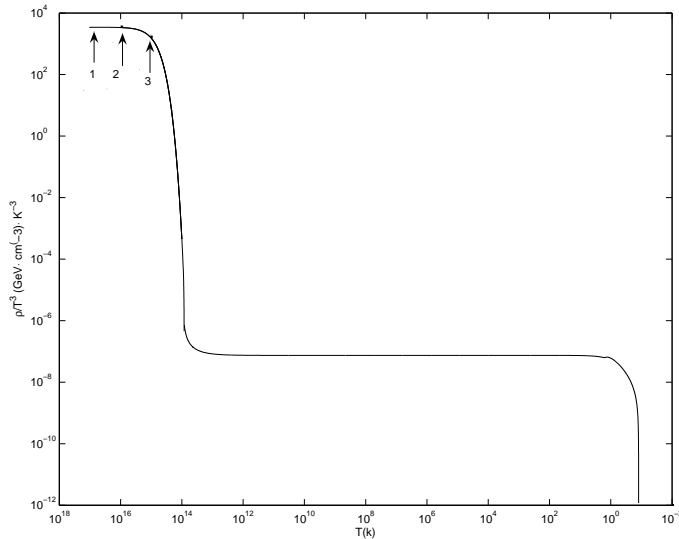


Figure 9: ρ/T^3 on T with various initial conditions. Here M_{A_H} is taken as 170 GeV.

III. Direct detection experiment

There are many attempts to detect dark matter, either directly or indirectly. In this work, we only concern the possibility of directly detecting the dark matter flux.

In direct detection experiments one measures the dark matter flux via elastic scatterings of the heavy photon off nuclei (proton). In this work, we would theoretically evaluate the cross section in the Littlest Higgs model and estimate probability of observing such processes.

We suppose that the heavy photon is the only component of the CDM flux, and then whether we can have sufficient data to find a clear signal depends on the flux density and the dispersive velocity of A_H in the solar neighborhood and the coupling of heavy photon with proton. This information about the concerned parameters is obtained by studying the relic density of CDM and that procedure was carried out in previous sections, we then evaluate the rate of events expected in an earth experiment (i.e. LTP-proton scattering events) per unit time, per unit detector material mass. The events number is approximately given by

$$\Delta n = N \langle \sigma \rangle n \bar{v} \Delta t \varepsilon, \quad (23)$$

where N is the number of target protons in the detector, $n = \rho_0/M_{A_H}$ ($\rho_0 = 0.3 \text{ GeV}/\text{cm}^3$) [13] is the local heavy photon number density and $\langle \sigma v \rangle \approx \langle \sigma \rangle \bar{v}$ is the cross section for the scattering which is averaged over the relative velocity of A_H in the lab frame, $\bar{v} = \langle v^2 \rangle^{\frac{1}{2}}$ is the dispersive velocity of dark-matter particles, Δt is the time of the detection, ε is the detection efficiency. In order to get a plausible numerical result, we select 1000 kg water, thus $N = N_A 10^6 \text{ g}/(18 \text{ g/mol}) \times 10$, the local energy density of dark matter $A_H(\rho_0)$ is $0.3 \text{ GeV}/\text{cm}^3$ [13], the mass of $A_H(M_{A_H})$, is 175 GeV and Δt is set to be one year.

The formula of the average cross section $\langle \sigma \rangle$ is shown as below:

$$\langle \sigma(v_1) \rangle = \int_0^\infty f(v_1) \sigma(v_1) d^3 v_1, \quad (24)$$

where $v_1 = |\vec{v}_1|$ is the velocity of the A_H in the lab frame where the target proton is at rest, and

$$f(v_1) d^3 v_1 = 4\pi e^{-v_1^2/v_0^2} / (\pi^{3/2} v_0^3) v_1^2 dv_1$$

[14] is the local Maxwellian velocity distribution, by $\bar{v} = \langle v^2 \rangle^{\frac{1}{2}} = 270 \text{ km/s}$ [14, 15], we know $v_0^2 = 5.40789 \times 10^{-7} c^2$.

The expression for the cross section is a bit more complicated

$$\sigma(v_1) = g(v_1) \left[\arctan\left(-\frac{M_H}{\Gamma_H}\right) - \arctan\left(-\frac{4p_1^2 - M_H^2}{\Gamma_H}\right) \right], \quad (25)$$

where we take the Higgs mass $M_H = 300 \text{ GeV}$, Γ_H is the decay width of Higgs, $p_1 = |\vec{p}_1| = M_p v_1 / (M_{A_H} + M_p)$ is the momentum of A_H in the CM frame and

$$g(v_1) = \frac{g^4 M_p^4}{192\pi p_1^2 M_H \Gamma_H (\sqrt{p_1^2 + M_{A_H}^2} + \sqrt{p_1^2 + M_p^2})^2}. \quad (26)$$

The Feynman diagram of heavy photon scattering off proton is shown in Fig. 10.

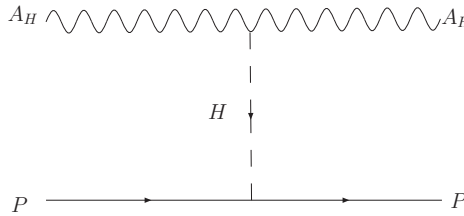


Figure 10: Feynman diagrams for the directly detecting the dark matter (A_H).

Through equations (23)-(26), we know that if the detection efficiency ε is about 0.1, during one year period, in 1000 kg water, there can only be 5.8×10^{-16} signals. If we want to obtain 58 signals, we need at least 10^{17} tons water, that is to say, we need to build a 10 m high, 10^8 m wide and 10^8 m long pool, which sounds unreasonable. At the same time, Unfortunately, due to the extremely small interaction rates and the small energy transferred to the recoiled nucleus that if the dark matter particle is heavy photon, it is almost impossible to distinguish the events from backgrounds.

IV. Conclusion

The purpose of measuring dark matter flux is not only to measure the flux itself, but also to explore new physics beyond the standard model. Indeed, as indicated in all literature, the CDM particles cannot be SM ones, therefore study on the CDM flux may provide valuable information about the new physics. It is lucky that the LHC will begin running in 2008, one may expect to find signals about new physics beyond the SM from a great amount of available data. Thus the cosmology constraint on the new physics will stand as complimentary to the accelerator experiments.

There have been many proposals about the CDM candidates in literature, such as the SUSY particles neutralino [16], sneutrino[17, 18, 19], axino[20, 21, 22], technicolor-particles[23, 24, 25], heavy photon in the Littlest Higgs model[26, 27, 28] and even unparticles[29, 30], it is hoped to find an efficient way to distinguish signals originating from different models. In fact, by solving the Boltzman-Lee-Weinberg equation and making the results to be consistent with the observational data, one can set constraints on the model parameters, such as the mass of the CDM candidate particle and its coupling to the SM particles if its decay is allowed. This estimation will provide information for the accelerator experiments which are searching for such particles on earth. Moreover, the probability of directly detecting of the dark matter particles on earth is another way to distinguish the various models. Namely, even though all the the models can be consistent with the astronomical observation on the relic dark matter, they may have completely different probabilities to be caught by the detector on earth. By measuring the dark matter flux, we can rule out some possible candidates and then combining the data of LHC, one may eventually determine the identity of the new physics particle for CDM.

In this work, a possible Dark Matter candidate – heavy photon in the Littlest Higgs model with T-parity has been discussed. We observe that different Higgs and heavy photon masses can result in totally distinctive average value of the heavy photon pair-annihilation cross section, which determines the time evolution of our universe. By employing a sample Higgs mass $M_H = 300$ GeV without losing generality, we present the relationship between the density of cold dark matter ρ/T^3 and the temperature T for different stages. Thanks to the newly available data and observation of astrophysics, we can set a stronger constraint on the mass of heavy photon. Only two ranges $133 < M_{A_H} < 135$ GeV and $167 < M_{A_H} < 169$ GeV are allowed without T-parity violation, whereas there must be at least another kind of heavy particle contributing to the rest CDM energy density for the range $135 < M_{A_H} < 167$ GeV. Outside the three ranges, the Littlest model cannot meet the data. If dark matter particles are found to fall in the regions beyond 132 to 170 GeV (of course with some errors), then the Littlest Higgs model without T-parity violation would be ruled out by the cosmology data. If T-parity violation was considered, the data would set rigorous constraints on T-parity violation parameter λ . We also calculate the possibility of directly detecting of this type of Dark Matter, i.e. heavy photon on the earth. Our conclusion is that it is impossible to observe any signal due to small interaction rates and severe backgrounds. In other words, if heavy photon is the CDM particle, it can easily evade our detection on earth. Since different CDM particles have different probabilities to be detected by earth detectors, our results offer a way to distinguish the Littlest Higgs model from others. If our detectors on earth do not catch any dark matter flux particles, the Littlest Higgs model may survive, otherwise, one can erase such a model from our model collections.

Acknowledgements:

This work is partially supported by the National Natural Science Foundation of China (NNSF).

References

- [1] J. Hubisz and P. Meade, arXiv:hep-ph/0411264, v3. See also Phys. Rev. D **71**, 035016.
- [2] Andreas Birkedal and Andrew Noble, Phys.Rev. D **74**, 035002 (2006).
- [3] N.Arkani-Hamed, A. G. Cohen, E. Katz and A. E. Nelson, JHEP 0207, 034 (2002).
- [4] H. C. Cheng and I. Low, JHEP **0309**, 051 (2003); H. C. Cheng and I. Low, JHEP **0408**, 061 (2004); I. Low, JHEP **0410**, 067 (2004).
- [5] M. J. Rees, *IN *GARCHING 1986, PROCEEDINGS, COSMOLOGY, ASTROPHYSICS AND FUNDAMENTAL PHYSICS* 227-236.*
- [6] L. Roszkowski, Phys. Lett. B **262**, 59 (1991).
- [7] L. Roszkowski, arXiv:hep-ph/9903467.
- [8] J. R. Primack, arXiv:astro-ph/0112255.
- [9] P. Chen, arXiv:astro-ph/0303349.
- [10] C. P. Ma and M. Boylan-Kolchin, Phys. Rev. Lett. **93**, 021301 (2004) [arXiv:astro-ph/0403102].
- [11] B.W. Lee and S. Weinberg, Phys. Rev, Lett. **39**, 165(1977).
- [12] T. F. Feng, X. Q. Li, Q. W. Meng and Z. Y. Ren, Commun. Theor. Phys. **38**, 503 (2002).
- [13] W.Yao *et al.*, [Particle Data Group], J.Phys.G **33**, 1 (2006)
- [14] Gerard ungmana, MarcKamionkowskib, Kim Griestd, Physics Reports **267**, 195 (1996).
- [15] G. Bertone, D. Hooper and J. Silk, Phys. Rept. **405**, 279 (2005) [arXiv:hep-ph/0404175].
- [16] Howard Baer, Azar Mustafayev, Stefano Profumo, Alexander Belyaev, Xerxes Tata, JHEP **0507**, 065 (2005)
- [17] C. Arina and N. Fornengo, arXiv:0709.4477 [hep-ph].
- [18] T. Asaka, K. Ishiwata and T. Moroi, AIP Conf. Proc. **903**, 16 (2007).
- [19] T. Asaka, K. Ishiwata and T. Moroi, Phys. Rev. D **75**, 065001 (2007) [arXiv:hep-ph/0612211].
- [20] S. Hannestad, A. Mirizzi, G. G. Raffelt and Y. Y. Y. Wong, JCAP **0708**, 015 (2007) [arXiv:0706.4198 [astro-ph]].
- [21] G. Carosi, AIP Conf. Proc. **899**, 30 (2007).
- [22] D. Kinion, *Prepared for IDM 2004: 5th International Workshop on the Identification of Dark Matter, Edinburgh, Scotland, United Kingdom, 6-10 Sep 2004*
- [23] T. Hur, D. W. Jung, P. Ko and J. Y. Lee, arXiv:0709.1218 [hep-ph].
- [24] S. B. Gudnason, C. Kouvaris and F. Sannino, Phys. Rev. D **74**, 095008 (2006) [arXiv:hep-ph/0608055].
- [25] S. B. Gudnason, C. Kouvaris and F. Sannino, Phys. Rev. D **73**, 115003 (2006) [arXiv:hep-ph/0603014].

- [26] M. Perelstein and A. Spray, Phys. Rev. D **75**, 083519 (2007) [arXiv:hep-ph/0610357].
- [27] A. Birkedal, A. Noble, M. Perelstein and A. Spray, Phys. Rev. D **74**, 035002 (2006) [arXiv:hep-ph/0603077].
- [28] A. Martin, arXiv:hep-ph/0602206.
- [29] N. G. Deshpande, X. G. He and J. Jiang, Phys. Lett. B **656**, 91 (2007) [arXiv:0707.2959 [hep-ph]].
- [30] T. Kikuchi and N. Okada, arXiv:0711.1506 [hep-ph].