

Statistical physics for cosmic structures

Francesco Sylos Labini¹ and Luciano Pietronero²

¹ “Enrico Fermi Center”, Piazzale del Viminale 2, 00184 Rome, Italy & “Istituto dei Sistemi Complessi” CNR, Via dei Taurini 19, 00185 Rome, Italy

² Physics Department, University of Rome “Sapienza”, Piazzale A. Moro 2, 00185 Rome, Italy

Received: date / Revised version: date

Abstract. The recent observations of galaxy and dark matter clumpy distributions have provided new elements to the understanding of the problem of cosmological structure formation. The strong clumping characterizing galaxy structures seems to be present in the overall mass distribution and its relation to the highly isotropic Cosmic Microwave Background Radiation represents a fundamental problem. The extension of structures, the formation of power-law correlations characterizing the strongly clustered regime and the relation between dark and visible matter are the key problems both from an observational and a theoretical point of view. We discuss recent progresses in the studies of structure formation by using concepts and methods of statistical physics.

PACS. PACS-key 98.80.-k – PACS-key 05.45.-a

1 Introduction

In contemporary cosmological models the structures observed today at large scales in the distribution of galaxies in the universe (see Fig.1 — discovered by the projects, e.g., 2dF [1], SDSS [2,3]) are explained by the dynamical evolution of purely self-gravitating matter (dark matter) from an initial state with low amplitude density fluctuations, the latter strongly constrained by satellite observations of the fluctuations in the temperature of the cosmic microwave background radiation (e.g. the satellites COBE[4] and WMAP[5]). Despite the apparent simplicity of the scheme, fundamental theoretical problems remain open and the overall picture is based on the assumption that the main mass component is dark.

In this theoretical framework one crucial element is represented by the initial conditions (IC) of the matter density field. Models of the early universe [6] predict certain primordial fluctuations in the matter density field, defining their correlation properties and their relation to the present day matter distribution. When gravity start to dominate the dynamical evolution of density fluctuations, which can generally be described by the Vlasov or “collision-less Boltzmann” equations coupled with the Poisson equation, perturbations are still of very low amplitude. One of the most basic results (see e.g., [7]) about self-gravitating systems, treated using perturbative approaches to the problem (i.e. the fluid limit), is that the amplitude of small fluctuations grows monotonically in time, in a way which is independent of the scale. This linearized treatment breaks down at any given scale when




Fig. 1. Latest progress in redshift surveys. SDSS Great Wall (2003) compared to CfA2 (1986) Great Wall at the same scale. Redshift distances cz are indicated. The small circle at the bottom has a diameter of $5 \text{ Mpc}/h$, the clustering length according to the standard interpretation of galaxy correlation. The SDSS slice is 4 degrees wide, the CfA2 slice is 12 degrees wide to make both slices approximately the same physical width at the two walls. (From [8]).

the relative fluctuation at the same scale becomes of order unity, signaling the onset of the “non-linear” phase of gravitational collapse of the mass in regions of the corresponding size. If the initial velocity dispersion of particles is small, non-linear structures start to develop at small

scales first and then the evolution becomes “hierarchical”, i.e., structures build up at successively larger scales. Given the finite time from the IC to the present day, the development of non-linear structures is limited in space, i.e., they can not be more extended than the scale at which the linear approach predicts that the density contrast becomes of order unity at the present time. This scale is fixed by the initial amplitude of fluctuations, constrained by the CMBR, by the hypothesized nature of the dominating dark matter component and its correlation properties.

Observations of large scale galaxy distributions provide important tests for these models. On the one hand the first question concerns the extension of the regime of non-linear clustering and the intrinsic properties of galaxy structures. On the other hand according to this scenario, at some large scales where fluctuations are still of small amplitude, the imprints of primordial correlations should be preserved and their detection represents a key observation for the validation of the model.

In order to approach this complex problem, we use methods and concepts of modern statistical physics [8] to make a bridge between the primordial fluctuation field and the development of large scale structure in the universe. The first issue we discuss in what follows concerns the correlation properties of the observed distribution of galaxies and galaxy clusters, approaching this problem with the perspective of a statistical physicist, exposed to the developments of the last decades in the description of intrinsically irregular structures, and by using instruments suitable to describe strong irregularity, even if limited to a finite range of scales [9,10,11]. These methods offer a wider framework in which to approach the problem of how to characterize the correlations in galaxy distributions, without the a priori assumption of homogeneity. That is, without the assumption that the distribution inside a given sample is already uniform enough to give to a sufficiently good approximation, the true (non-zero) mean density of the underlying distribution of galaxies. While this is a simple and evident step for a statistical physicist, it can seem to be a radical one for a cosmologist. After all the whole theoretical framework of cosmology (i.e., the Friedmann-Robertson-Walker – FRW – solutions of general relativity) is built on the assumption of an homogeneous and isotropic distribution of matter. The approach we propose is thus an empirical one, which surely is appropriate when faced with the characterization of data. Further it is evidently important for the formulation of theoretical explanations to understand and characterize the data.

The second question in which the use of methods and concepts of statistical physics allow us to clarify an important issue, concerns the correlation properties of the initial matter density fields in standard cosmological models. In these models the matter density field is described as having small fluctuations about a well defined mean density and the initial conditions (i.e., very early in the history of the universe) are specified by the so-called Harrison-Zeldovich condition. It is here that the concept of “super-homogeneity” introduced, for example, in the studies of

plasma and glass distributions, is relevant, as these models describe fluctuations which are in fact of this type. Standard type models are indeed characterized by *surface quadratic fluctuations* (of the mass in spheres) and, for the particular form of primordial cosmological spectra, by a negative power-law in the reduced correlation function at large separations [12,13]. The clarification of these properties, which correspond to a global fine-tuning of positive and negative correlations, allow us to define the strategy to measure such signals in real galaxy samples and to identify several problems concerning, for example, the effects related to sampling (galaxy distribution can be regarded as a sampling of the underlying dark matter density field).

The third issue in which a statistical physics approach maybe useful concerns the theoretical modeling of non linear structure formation. Analytical solutions of the Poisson-Vlasov equations are very difficult to be formulated and the only instrument beyond the linear regime is represented by numerical simulations. N-body simulations solve numerically for the evolution of a system of N particles interacting purely through gravity, with a softening at very small scales. The number of particles N in the very largest current simulations [14] is $\sim 10^{10}$, many more than two decades ago, but still many orders of magnitude fewer than the number of real dark matter particles ($\sim 10^{80}$ in a comparable volume for a typical candidate). While such simulations constitute a very powerful and essential tool, they lack the valuable guidance which a fuller analytic understanding of the problem would provide. The question inevitably arises of the extent to which such numerical simulations of a finite number of particles, reproduce the mean-field/Vlasov limit of the cosmological models. The theoretical questions concerns the validity of this collisionless limit and thus the crucial point is represented by the analysis of the “discreteness effects” [15,16,17,18].

As already mentioned, although dark matter is supposed to provide with more than 0.9 of the total fraction of the mass-energy in universe (see e.g. [19]), its amount and properties can only be defined a posteriori. In addition the relation of dark matter to visible matter is still not clear and the distribution itself of visible matter requires more observations to be understood on the relevant scales (see e.g. [20,10]). More than twenty years ago it has been surprisingly discovered that galaxy velocity rotation curves remain flat at large distances from the galaxy center while the density profile of luminous matters rapidly decays (see e.g. [22]). This is one of the strongest indications of the need from dynamically dominant dark matter in the universe. Most attention has been focused on the fact that these bound gravitational systems contain large quantities of unseen matter and an intricate paradigm has been developed in which *non-baryonic* dark matter plays a central role not only in accounting for the dynamical mass of galaxies and galaxy clusters but also for providing the initial seeds which have given rise to the formation of structure via gravitational collapse [7]. In current standard cosmological models, various forms of dark matter are needed to explain a number of different phenomena, while baryons, which can be detected in the form of, for ex-

ample, luminous objects such as stars and galaxies, would only be the 5% of the total mass in the universe; the rest is made of entities about which very little is understood: dark matter and dark energy. Very recently there have been developed observational techniques which, by measuring the effect of gravitational lensing in galaxy clusters [23], or by measuring the gravitational influence of structures on the CMBR [24], are able to reconstruct the three-dimensional distribution of dark matter and thus allow a comprehension of the relative distribution of luminous and dark matters, whose theoretical modeling is still lacking. These observations have lead to surprising discoveries which rise new and crucial questions to the validity of the standard interpretation of structure formation [25].

2 Initial conditions and super-homogeneity

The most prominent feature of the IC in the early universe, in standard theoretical models, derived from inflationary mechanisms, is that matter density field presents on large scale super-homogeneous features [12]. This means the following. If one considers the paradigm of uniform distributions, the Poisson process where particles are placed completely randomly in space, the mass fluctuations in a sphere of radius R grows as R^3 , i.e., like the volume of the sphere. A super-homogeneous distribution is a system where the average density is well defined (i.e., it is uniform) and where fluctuations in a sphere grow slower than in the Poisson case, e.g., like R^2 : in this case there are the so-called surface fluctuations to differentiate them from Poisson-like volume fluctuations.

A well known system in statistical physics systems of this kind is the one component plasma [13] (OCP) which is characterized by a dynamics which at thermal equilibrium gives rise to such configurations. The OCP is simply a system of charged point particles interacting through a repulsive $1/r$ potential, in a uniform background which gives overall charge neutrality. Simple modifications of the OCP can produce equilibrium correlations of the kind assumed in the cosmological context [13].

In terms of the normalized mass variance $\sigma^2(R) = \langle M(R)^2 \rangle - \langle M(R) \rangle^2 / \langle M(R) \rangle^2$, where $\langle M(R) \rangle$ is the average mass in a sphere of radius R and $\langle M(R)^2 \rangle$ is the average of the square mass in the same volume. Thus for a Poisson distribution, where there are no correlation between particles (or density fluctuations) at all, one simply has $\sigma^2(R) \sim R^{-3}$. For an ordered system characterized by small-scale anti-correlation the variance behaves as $\sigma^2(R) \sim R^{-4}$ which is the fastest possible decay for discrete or continuous distributions [12].

The reason for this peculiar behavior of primordial density fluctuations is the following. In a FRW cosmology there is a fundamental characteristic length scale, the horizon scale $R_H(t)$. It is simply the distance light can travel from the Big Bang singularity $t = 0$ until any given time t in the evolution of the Universe, and it grows linearly with time. The Harrison-Zeldovich (H-Z) criterion can be written as $\sigma_M^2(R = R_H(t)) = \text{constant}$. This conditions states that the mass variance at the horizon scale

is constant: this can be expressed more conveniently in terms of the power spectrum of density fluctuations [12] $P(\mathbf{k}) = \langle |\delta_\rho(\mathbf{k})|^2 \rangle$ where $\delta_\rho(\mathbf{k})$ is the Fourier Transform of the normalized fluctuation field $(\rho(\mathbf{r}) - \rho_0) / \rho_0$, being ρ_0 the average density. It is possible to show that H-Z criterion is equivalent to assume $P(k) \sim k$: in this situation matter distribution present fluctuations of super-homogeneous type given [12].

The H-Z condition is a consistency constraint in the framework of FRW cosmology. In fact the FRW is a cosmological solution for a homogeneous Universe, about which fluctuations represent an inhomogeneous perturbation: if density fluctuations obey to a different condition than $P(k) \sim k$, then the FRW description will always break down in the past or future, as the amplitude of the perturbations become arbitrarily large or small. For this reason the super-homogeneous nature of primordial density field is a fundamental property independently on the nature of dark matter. This is a very strong condition to impose, and it excludes even Poisson processes ($P(k) = \text{constant}$ for small k) [12].

Various models of primordial density fields differ for the behavior of the power spectrum at large wave-lengths, i.e., at relatively small scales [6]. However at small k they both exhibit the H-Z tail $P(k) \sim k$ which is in fact the common feature of all density fluctuations compatible with FRW models. Thus theoretical models of primordial matter density fields in the expanding universe are characterized by a single well-defined length scale, which is an imprint of the physics of the early universe at the time of the decoupling between matter and radiation [6]. The redshift characterizing the decoupling is directly related to the scale at which the change of slope of the power-spectrum of matter density fluctuations $P(k)$ occurs, i.e., it defines the wave-number k_c at which there is the turnover of the power-spectrum between a regime, at large enough k , where it behaves as a negative power-law of the wave number $P(k) \sim k^m$ with $-1 < m \leq -3$, and a regime at small k where $P(k) \sim k$ as predicted by inflationary theories. Given the generality of this prediction, it is clearly extremely important to look for this scale in the data. As mentioned in the introduction the range of length-scales corresponding to the regime of small fluctuations is linearly amplified during the growth of gravitational instabilities. According to current models the scales at which non-linear clustering occurs at the present time (of order 10 Mpc) are much smaller than the scale r_c , corresponding to the wave-number k_c , which is predicted to be $r_c \approx 124$ Mpc/h (where $0.5 < h < 1$ is the normalized Hubble parameter) from arguments based on CMBR anisotropies [19]. Thus the region where the super-homogeneous features should still be in the linear regime, allowing a direct test of the IC predicted by early universe models.

At the scale r_c the real space correlation function $\xi(r)$ (Fourier transform of the power spectrum) crosses zero, becoming negative at larger scales. In particular the correlation function presents a positive power-law behavior at scales $r \ll r_c$ and a negative power-law behavior ($\xi(r) \sim -r^{-4}$) at scales $r \gg r_c$. Positive and negative correla-

tions are exactly balanced in way such that the integral over the whole space of the correlation function is equal to zero. This is a global condition on the system fluctuations which corresponds to the fact that the distribution is super-homogeneous.

By considering the observational features of super homogeneity one has to take into account that in standard models galaxies result from a *sampling* of the underlying dark matter density field: for instance one selects (observationally) only the highest fluctuations of the field which would represent the locations where galaxy will eventually form. It has been shown that sampling a super-homogeneous fluctuation field changes the nature of correlations [26], introducing a stochastic noise which makes the system substantially Poisson (e.g. $P(k) \sim \text{constant}$) at large scales. However one may show that the negative $\xi(r) \sim r^{-4}$ tail does not change under sampling: on large enough scales, where in these models (anti) correlations are small enough, the biased fluctuation field has a correlation function which is linearly amplified with respect to the underlying dark matter correlation function. For this reason the detection of such a negative tail would be the main confirmation of the super-homogeneous character of primordial density field [8].

The scale r_c marks the maximum extension of positively correlated structures: beyond r_c the distribution must be anti-correlated since the beginning, as there was no time to develop other correlations. The presence of structures, which mark long-range correlations, whether or not of large amplitude, reported both by observations of galaxy distributions (as those shown in Fig.1) and by the indirect detection of dark matter [23,24] is already pointing toward the fact that positive correlations extend well beyond r_c . For example, in [24] it is shown that deep counts of radio-galaxies present a dip of about 20 – 45% in the surface brightness at the location of a cold spot observed in the CMBR anisotropies by the WMAP satellite. It is then argued that if the cold spot does originate from structures at modest redshift, to create, by gravitational interaction (the integrated Sachs-Wolfe effect), the magnitude and angular size of the WMAP cold spot it is required a ~ 140 Mpc radius *completely* empty void. This result, if confirmed, shows that (i) there are large-scale structures of all matter (dark and visible) extended well beyond the possible prediction of current models and that (ii) these structures are of very large amplitude. This result must be tested in by the analysis of three-dimensional galaxy catalogs. Up to now, measurements of large samples of galaxy redshifts are not extended enough to reach this region, where it is expected that $\xi(r) \sim -r^{-4}$, with the appropriate and robust statistical properties. Future surveys, like the complete SDSS catalog [2], may sample this range of scales, but a precise study of the crossover to homogeneity, discretization effects, sampling effects and statistical noise is still required.

3 Large scale galaxy distribution

In the past twenty years observations have provided several three dimensional maps of galaxy distribution, from which there is a growing evidence of existence large scale structures. This important discovery has been possible thanks to the advent of large redshift surveys: angular galaxy catalogs, considered in the past, are in fact essentially smooth and structure-less. In the CfA2 catalog (1990) [27], which was one of the first maps surveying the local universe, it has been surprisingly observed the giant “Great Wall”, a filament linking several groups and clusters of galaxies of extension of about 200 Mpc/h. Recently the SDSS project [2] (2004–2009) has allowed to discover the “Sloan Great Wall” which is almost double longer than the Great Wall. Nowadays this is the most extended structure ever observed, covering about 400 Mpc/h, and whose size is again limited by the boundaries of the sample. The search for the “maximum” size of galaxy structures and voids, beyond which the distribution becomes essentially smooth is still one of main open problems. Instead it is well established that galaxy structures are strongly irregular and form complex patterns.

The first question in this context concerns the studies of galaxy correlation properties. Two-point properties are particularly useful to determine correlations and their spatial extension. There are different ways of measuring two-point properties and, in general, the most suitable method depends on the type of correlation, strong or weak, characterizing a given point distribution in a sample. The earliest observational studies, from angular catalogs, produced the primary result [28] that the *reduced two-point correlation function* $\xi(r) \equiv \frac{\langle n(r)n(0) \rangle}{\langle n \rangle^2} - 1$ (where n is the density of points) is well approximated, in the range of scales from about 0.1 Mpc/h to 10 Mpc/h, by a simple power-law: $\xi(r) \approx (r/r_0)^{-\gamma}$ with $\gamma \approx 1.8$ and $r_0 \approx 4.7$ Mpc/h. This result was subsequently confirmed by numerous other authors in different redshift surveys (see e.g., [29]). However, while $\xi(r)$ shows consistently a simple power-law behavior characterized by this exponent, there is very considerable variation among samples, with different depths and luminosity cuts, in the measured *amplitude* of $\xi(r)$. This variation is usually ascribed *a posteriori* to an intrinsic difference in the correlation properties of galaxies of different luminosity (see e.g., [29]): brighter galaxies present larger values of r_0 . Theoretically it is interpreted as a real physical phenomenon, as a manifestation of “biasing” [30].

Such a variation of the amplitude of the measured correlation function may, however, be explained, entirely or partially, as a finite-size effect i.e., as an artifact of statistical analysis in finite samples. The explanation is as follows (see [8]): The reduced correlation function $\xi(r)$ can be written as $\xi(r) = \frac{\langle n(r) \rangle_p}{\langle n \rangle} - 1$, where $\langle n(r) \rangle_p$ is the *conditional density* of points, i.e., the mean density of points in a spherical shell of radius r centered on a galaxy. The latter is generally a very stable local quantity, the reliable estimation of which at a given scale r requires only a sample large enough to allow a reasonable number of independent estimates of the density in a shell. The mean density $\langle n \rangle$,

on the other hand, is a global quantity. The size of a sample in which it is estimated reliably is not known *a priori*, but depends on the properties of the underlying distribution. Specifically the sample must be large enough so that the mean density estimated in it has a sufficiently small fluctuation with respect to the true asymptotic average density.

It has been pointed out [31] that, when analyzing a point distribution which, like the galaxy distribution, is characterized by large fluctuations, one should, in fact, first establish the existence of a well defined mean density (and ultimately the scale at which it becomes well defined and independent of the sample size, if it does) before a statistic like $\xi(r)$, which measures fluctuations with respect to such a mean density, is employed. Further the existence of power-law correlations, which are clearly present in the galaxy distribution, is typical of fractal distributions, which are asymptotically empty. In such distributions the mean density is always strongly sample dependent, with an average value decreasing as a function of sample size. Given the observation of such correlations in the system, and the instability of the amplitude of the correlation function $\xi(r)$ estimated in different samples, special care should be taken in establishing first the scale (if any) at which homogeneity becomes a good approximation. The simplest way to do this is in fact to measure the conditional density $\langle n(r) \rangle_p$. These quantities are generally well defined, and give a characterization of the two-point correlation properties of the distribution, irrespective of whether the underlying distribution has a well defined mean density or not. A simple power law behavior $\langle n(r) \rangle_p = Br^{-\gamma}$ is characteristic of scale-invariant fractal distributions, with the exponent $\gamma < 3$ giving the *fractal dimension* through $D = 3 - \gamma$. The pre-factor B is, in this case, simply related to the lower cut-off of the distribution [8]. If the distribution has a well defined mean density, one has, asymptotically, $\langle n(r) \rangle_p = \text{constant} > 0$ (i.e., $D = 3$ in the previous formula). Measurements of this quantity can thus both characterize (i) the regime of strong clustering and (ii) the scale and nature of a transition to homogeneity. Only once the existence of an average density within the sample size is established in this manner does it make sense to use $\xi(r)$.

Results in past catalogs (see [8] and references therein) and in preliminary samples of the SDSS [20,11] show (Fig.2) that in the range of scales $[0.5, \sim 30]$ Mpc/h galaxy distributions are characterized by power-law correlations in the conditional density in redshift space, with an exponent $\gamma = 1.0 \pm 0.1$. In the range of scales $[\sim 30, \sim 100]$ Mpc/h there are evidences for systematic unaveraged fluctuations corresponding to the presence of large scale structures extending up to the boundaries of the present survey, which require a detailed analysis of the problems induced by finite volume effects on the determination of the conditional density. In addition there are evidences which suggest that in such range of scales the power-law index of the conditional density has a smaller value. However future surveys will allow to distinguish between the two possibilities: that a crossover to homogeneity (corresponding to $\gamma = 0$ in

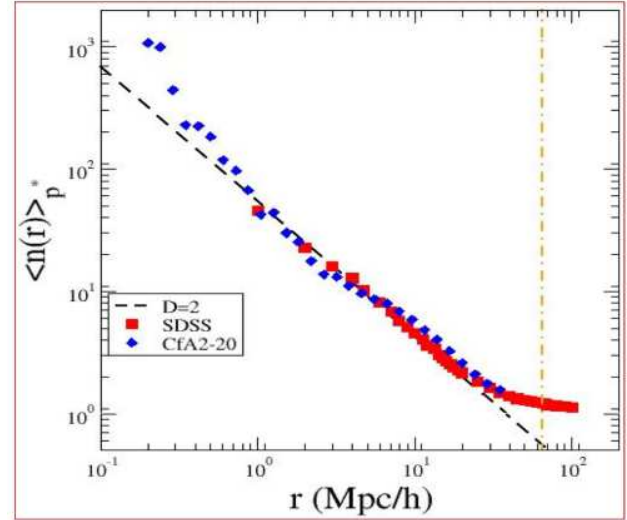


Fig. 2. Behavior of the conditional density (red dots) in a preliminary sample of the SDSS survey [20], together with the determination of the conditional density (blue dots) in a sample of the CfA2 catalog reported in [21]. There is a substantial agreement between the two catalogs and that the new SDSS data seem to show a flattening at about 70 Mpc/h. A more detailed analysis is required to study this transition and to characterize possible finite size effects which may affect this behavior. (From [10])

the conditional density) occurs before 100 Mpc/h, or that correlations extend to scales of order 100 Mpc/h (with a smaller exponent $0 < \gamma < 1$).

Finally we note that even if a transition toward a constant value of the conditional density will be finally detected this does not imply that the distribution becomes uncorrelated on larger scales. In fact, this means that structures, beyond the crossover scale, have small amplitude but they can be very well correlated on larger scales. It is then in this situation where the detection of anti-correlations, which as discussed above are predicted by all models of primordial density fields, become the relevant issue to be addressed.

4 Gravitational many-body problem

The understanding of the thermodynamics and dynamics of systems of particles interacting only through their mutual Newtonian self gravity is of fundamental importance in cosmology and astrophysics. In statistical physics the problem of the evolution of self gravitating classical bodies has been relatively neglected, primarily because of the intrinsic difficulties associated with the attractive long-range nature of gravity and its singular behavior at vanishing separation. Long-range interacting systems (LRIS) present a series of peculiar properties which make them qualitatively different from systems in which the interactions between the component elements are short-range. In the case of LRIS every element is coupled to every other element in the system and not only with those located in a

finite neighborhood around itself. For this reason some of the most basic concepts and instruments in physics, e.g. the framework of equilibrium statistical mechanics, which have been developed for short-range interacting systems, cannot be extended to treat LRIS. One of the main feature of these systems is that thermodynamical equilibrium is not generally reached.

Gravity is the paradigmatic example of LRIS and the peculiar features of self gravitating systems have been mainly considered in the context of astrophysics and cosmology. More recently [32] primarily through the study of various simplified toy models, it has been shown that LRIS generally exhibit a whole set of new qualitative properties and behaviors: ensemble in-equivalence (negative specific heat, temperature jumps), long-time relaxation (quasi-stationary states), violations of ergodicity, subtleties in the relation of the fluid (i.e., continuum) picture and the particle (granular) picture, etc.. These are commons to other physical laboratory systems such as systems with unscreened Coulomb interactions and wave-particle systems relevant to plasma physics [32].

With the aim of approaching the problem of gravitational clustering in the context of statistical mechanics it is natural to start by reducing as much as possible the complexity of the analogous cosmological problem and to focus on the essential aspects of the problem. Thus we consider clustering without the expansion of the universe, and starting from particularly simple initial conditions. Our recent results suggest that in simplifying we do not lose any essential elements which change the nature of gravitational clustering [15,16,17,18].

The problem of the evolution of self gravitating classical bodies, initially distributed very uniformly in infinite space, is as old as Newton. Modern cosmology poses essentially the same problem as the matter in the universe is now believed to consist predominantly of almost purely self-gravitating particles which is, at early times, indeed very close to uniformly distributed in the universe, and at densities at which quantum effects are completely negligible. Despite the age of the problem and the impressive advances of modern cosmology in recent years, our understanding of it remains, however, very incomplete. In its essentials it is a simple well posed problem of classical statistical mechanics.

4.1 Discreteness effects in the linear regime

We have recently formulated [15,16] a perturbative theory of the discrete N body problem which represents an useful approach to control the problem of discreteness even in cosmological simulations in the regime of small fluctuations, i.e., in the linear regime (see Fig.3). This situation is obtained by using as initial conditions of the problem an infinite lattice of particles slightly displaced with small or zero initial velocity dispersion. Thus up to a change in sign in the force, the initial configuration is identical to the Coulomb lattice (or Wigner crystal) in solid state physics (see e.g. [33]), and we exploit this analogy to develop an

approximation to the evolution, in the linear regime, of the gravitational problem.

More specifically, the equation of motion of particles moving under their mutual self-gravity is [34]

$$m_i \ddot{\mathbf{x}}_i = - \sum_{i \neq j} \frac{G m_i m_j (\mathbf{x}_i - \mathbf{x}_j)}{|\mathbf{x}_i - \mathbf{x}_j|^3}. \quad (1)$$

Here dots denote derivatives with respect to time t , \mathbf{x}_i is position of the i th particle of mass m_i . We treat a system of N point particles, of equal mass m , initially placed on a Bravais lattice, with periodic boundary conditions. Perturbations from the Coulomb lattice are described simply by Eq. (1) with and $Gm^2 \rightarrow -e^2$ (where e is the electronic charge). As written in Eq. (1) the infinite sum giving the force on a particle is not explicitly well defined. It is calculated by solving the Poisson equation for the potential, with the mean mass density subtracted in the source term. In the cosmological case this is appropriate as the effect of the mean density is absorbed in the Hubble expansion; in the case of the Coulomb lattice and of the gravitational static case (which we consider here) it corresponds to the assumed presence of an oppositely charged (negative mass for gravity) neutralizing background (see discussion in [35]).

We consider now perturbations about the perfect lattice. It is convenient to adopt the notation $\mathbf{x}_i(t) = \mathbf{R} + \mathbf{u}(\mathbf{R}, t)$ where \mathbf{R} is the lattice vector of the i th particle, and $\mathbf{u}(\mathbf{R}, t)$ is the displacement of the particle from \mathbf{R} . Expanding to linear order in $\mathbf{u}(\mathbf{R}, t)$ about the equilibrium lattice configuration (in which the force on each particle is exactly zero), we obtain

$$\ddot{\mathbf{u}}(\mathbf{R}, t) = \sum_{\mathbf{R}'} \mathcal{D}(\mathbf{R} - \mathbf{R}') \mathbf{u}(\mathbf{R}', t). \quad (2)$$

The matrix \mathcal{D} is known in solid state physics, for any interaction, as the *dynamical matrix* (see e.g. [33]). It is possible to compute the Fourier transform of \mathcal{D} : diagonalizing it one can determine, for each \mathbf{k} , three orthonormal eigenvectors $\mathbf{e}_n(\mathbf{k})$ and their eigenvalues $\omega_n^2(\mathbf{k})$ ($n = 1, 2, 3$), which obey [33] the Kohn sum rule $\sum_n \omega_n^2(\mathbf{k}) = -4\pi G \rho_0$, where ρ_0 is the mean mass density.

At this point one may solve Eq.2 by standard techniques, obtaining that $\tilde{\delta}(\mathbf{k}) \sim \exp(\sqrt{4\pi G \epsilon_n(\mathbf{k})} t)$ where $\tilde{\delta}(\mathbf{k})$ is the Fourier mode \mathbf{k} of the density contrast $\delta(\mathbf{r}) = (\rho(\mathbf{r}) - \rho_0)/\rho_0$ and $\epsilon_n(\mathbf{k}) = -\frac{\omega_n^2(\mathbf{k})}{4\pi G \rho_0}$. The eigenvalues are represented in Fig.3 (right panel) for the case of a simple cubic lattice: we note that this particular case presents both oscillating modes ($\epsilon_n(\mathbf{k}) < 0$) and modes which grow faster ($\epsilon_n(\mathbf{k}) > 1$) than in the fluid limit (which corresponds to $\epsilon_n(\mathbf{k}) = 1 \forall \mathbf{k}$).

In the limit that the initial perturbations are restricted to wavelengths much larger than the lattice spacing, the evolution corresponds exactly to that derived from an analogous linearization of the dynamics of a pressure-less self-gravitating fluid. Our less restricted approximation allows one to trace the evolution of the fully discrete distribution until the time when particles approach one another,

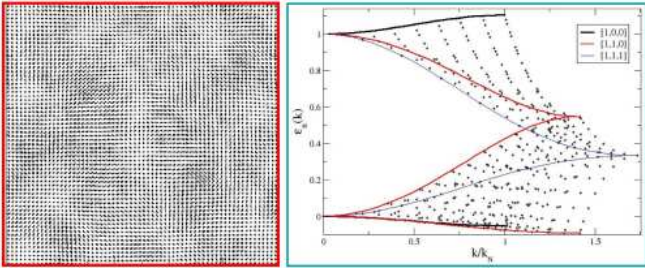


Fig. 3. Initial condition for a N-body simulation corresponding to a perturbed lattice (left). In this situation density perturbations are small and a linear analysis of the discrete problem allows one to identify a spectrum of eigen-values (right) corresponding to different time scales of collapse for the various wave-length of the perturbations. In the fluid limit the time scale is the same for all modes and, in these units, equal to one. (From [15]).

with modifications of the fluid limit explicitly depending on the lattice spacing. Thus one can understand exhaustively the modifications introduced, at a given time and length scale, by the finiteness of N .

4.2 Toward the understanding of non-linear regime

In an infinite space, in which the initial fluctuations are non-zero and finite at all scales, the collapse of larger and larger scales will continue ad infinitum. The system can therefore never reach a time independent state, thus never reaching a thermodynamic equilibrium. One of the important results from numerical simulations of such systems in the context of cosmology is that the system nevertheless reaches a kind of scaling regime, in which the temporal evolution is equivalent to a rescaling of the spatial variables [34]. This spatio-temporal scaling relation is referred to as “self-similarity”.

The evolution from above mentioned shuffled lattice (SL) initial conditions converges, after a sufficient time, to a “self-similar” behavior, in which the two-point correlation function obeys a simple spatio-temporal scaling relation. The time dependence of the scaling is in good agreement with that inferred from the linearized fluid approximation. Between the time at which the first non-linear correlations emerge in a given SL and the convergence to this “self-similar” behavior, there is a transient period of significant duration. During this time, the two-point correlation function already approximates well, at the observed non-linear scales, a spatio-temporal scaling relation, but in which the temporal evolution is faster than the asymptotic evolution. This behavior can be understood as an effect of discreteness, which leads to an initial “lag” of the temporal evolution at small scales. The non-linear correlations when they first develop are very well accounted for solely in terms of two-body correlations. This is naturally explained in terms of the central role of nearest neighbor (NN) interaction in the build-up of these first non-linear correlations [36]. This two-body phase extends to the time of onset of the spatio-temporal scaling, and

thus the asymptotic form of the correlation function is already established to a good approximation at this time.

This situation has led us to consider the comparison of the evolution of such a system and that of “daughter” coarse-grained (CG) particle distributions [18] (see Fig.4). These are sparser (i.e., lower density) particle distributions, defined by a simple coarse-graining procedure, which share the same large-scale mass fluctuations. In the *numerical simulations* the CG particle distributions are observed to evolve to give, after a sufficient time, two-point correlation properties which agree well, over the range of scales simulated, with those in the original distribution. Indeed both the original system and its coarse-grainings converge toward a simple dynamical scaling (“self-similar”) behavior *with the same amplitude*. The characteristic time required for the CG system to begin to reproduce the clustering in the original particle distribution at scales *below* the CG scale increases as the latter scale does. These observations are all very much in line with the qualitative picture of the evolution of clustering widely accepted in cosmology: the CG distributions share the same fluctuations at large scales and it is these initial fluctuations alone, to a very good approximation, which determine the correlations which develop at smaller scales at later times.

As discussed above once particles begin to fall on one another there is a phase in which very significant non-linear correlations develop due to interactions between NN pairs of particles. The *form* of the two-point correlation function which develops in this phase is very similar to that observed, in the same range of amplitude, in the asymptotic scaling regime at later times [36]. Thus it appears that it is always possible to choose a CG of the original system, which reproduces quite well the non-linear correlations in the original system with this “early time”, explicitly discrete, dynamics of “macro-particles” of the CG distribution. This provides a simple physical picture/dynamical model for the generation of the non-linear correlation function in the relevant range

This finding is very different to any existing explanations of the dynamics giving rise to non-linear correlations in N body simulations in cosmology. In this context theoretical modeling invariably assumes that the non-linear correlations observed in simulations in this range should be understood in the framework of a continuum Vlasov limit, in which a mean-field approximation of the gravitational field is appropriate. Indeed the fact that self-similarity is observed, with a behavior independent of the particle density, is usually taken as an indication that such a continuum description is appropriate. Our model is manifestly not of this type, a key element is the discrete NN dynamics, while also consistent with the amplitudes of the correlation function being independent of particle density.

5 Conclusions

The recent observations of galaxy and dark matter complex clumpy distributions have provided new elements for

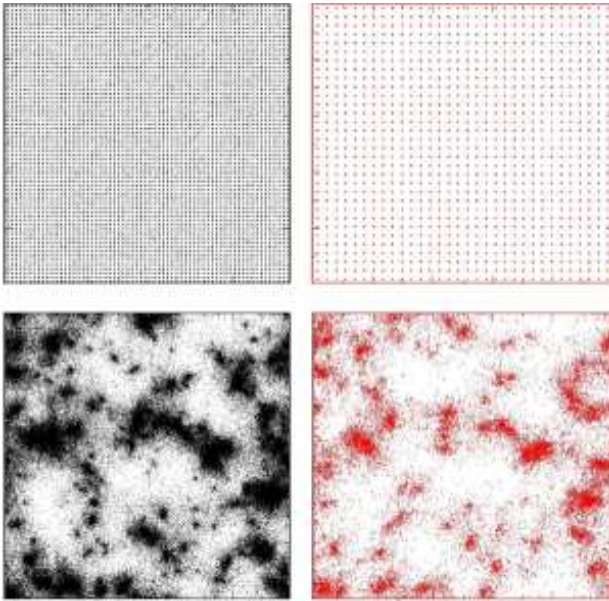


Fig. 4. Upper panels: Same initial conditions representing a randomly perturbed lattice, with different number of points. Bottom panels: gravitationally evolved systems. Despite the fact that the lower resolution simulation has much less points, it traces the same structures of the higher resolution one. The identification of the similarities and differences among these systems allows one to understand the effects related to the finiteness of the number of points in the simulations. (From [18]).

the understanding of the problem of cosmological structure formation. The strong clumpiness characterizing galaxy structures seems to be present in the overall mass distribution and its relation to the highly isotropic CMBR represents a fundamental problem. In contemporary cosmological models the structures observed today at large scales in the distribution of galaxies are explained by the dynamical evolution of purely self-gravitating matter from an initial state with low amplitude density fluctuations. The extension of structures, the formation of power-law correlations characterizing the strongly clustered regime and the relation between dark and visible matter are the key problems both from an observational and a theoretical point of view.

In this puzzle statistical physics plays an important role in various ways, which we have discussed above: (i) The complete characterization of the correlations of visible and dark matter. (ii) The analysis of the very small anisotropies of the CMBR and their implications on the initial fluctuations which recall the super-homogeneous properties similar to plasmas and glasses. (iii) The dynamical processes and theories for the formation of complex structures from a very smooth initial distribution and in a relatively short time.

It is a pleasure to thank Y. Baryshev, A. Gabrielli, M. Joyce, B. Marcos, N. Vasilyev for useful collaborations and discussions.

References

- Colless M.M. et al., *Mon.Not.R.Astron.Soc*, **328**, (2001) 1039
- York, D., et al., *Astron.J.*, **120**, (2000) 1579
- Adelman-McCarthy, J.K., et al [arXiv:0707.3413](https://arxiv.org/abs/0707.3413)
- Bennett, C.L., et al., *Astrophys.J.*, **436**, (1994) 423
- Bennett, C.L., et al., *Astrophys.J.Suppl.*, **148**, (2003) 1
- Padmanabhan, T., *Phys. Rep.***188**, (1990) 285
- Peebles P.J.E., *Large Scale Structure of the Universe*, (Princeton University Press, Princeton, New Jersey, 1980)
- Gabrielli A., Sylos Labini F., Joyce M. and Pietronero L., *Statistical physics for cosmic structures* (Springer-Verlag, Berlin, 2005)
- Sylos Labini, F., Montuori, M. & Pietronero, L., *Phys.Rep.*, **293**, (1998) 66
- Joyce M., Sylos Labini F., Gabrielli A., Montuori M., Pietronero L., *Astron.Astrophys.* **443**, (2005) 11
- Vasilyev N.L., Baryshev Yu. V., Sylos Labini F., *Astron.Astrophys.* **447**, 431 (2006)
- Gabrielli, A., Joyce M. & Sylos Labini F., *Phys. Rev.* **D65**, (2002) 083523
- Gabrielli A. Jancovici B, Joyce M., Lebowitz J., Pietronero L., Sylos Labini F., *Phys.Rev.*, **D67**, (2003) 043406
- Springel V., et al., *Nature*, **435**,(2005) 629
- Joyce M., Marcos B., Gabrielli A., Baertschiger T., Sylos Labini F., *Physical Review Letters* **95**, (2005) 011304
- Marcos B., Baertschiger T., Joyce M., Gabrielli A., Sylos Labini F., *Phys.Rev. D* **73**, (2006) 103507
- Baertschiger T., Gabrielli A., Joyce, B. Marcos, F. Sylos Labini F., *Phys.Rev.E* **75**, (2007) 059905
- Baertschiger T., Gabrielli A., Joyce, B. Marcos, F. Sylos Labini F., *Phys.Rev.E* in the press (2007) [cond-mat/0612594](https://arxiv.org/abs/cond-mat/0612594)
- Spergel D.N. et al., *Astrophys.J. Suppl. ApJS*, **148**, (2003) 175
- Hogg D.W., et al., *Astrophys.J.*, **624**, (2005) 54
- Joyce, M., Montuori, M., Sylos Labini, F., *Astrophys.J.*, **514**, (1999) L5
- Rubin V. C., Thonnard N., Ford W. K., *Astrophys.J.*, **238** (1980) 471
- R. Massey et al., *Nature*, **445**, (2007), 286
- L. Rudnick, S. Brown, L. R. Williams *Astrophys.J.* in the press (2007) [arXiv:0704.0908v2](https://arxiv.org/abs/0704.0908v2)
- A. Gefter, *New Scientist* **2594**, (2007) 30
- Durrer R., Gabrielli A., Joyce M., Sylos Labini F., *Astrophys.J.***585**, (2003) L1
- De Lapparent V., Geller M. & Huchra J., *Astrophys.J.*, **302**, (1986) L1
- Totsuji H., Kihara T., *Publ.Astron.Soc.Jpn*, **21**, (1969) 221
- Davis, M. et al., *Astrophys.J.Lett.*, **333**, (1988) L9
- Kaiser, N., *Astrophys.J.Lett.*, **284**, (1984) L9
- Pietronero, L., *Physica A*, **144**, (1987) 257
- Dauxois T., Ruffo S., Arimondo E., Wilkens M., eds., *Dynamics and Thermodynamics of Systems with Long-Range Interaction*, (Springer, Berlin 2002).
- Pines D., *Elementary Excitations in Solids* (Benjamin, 1963).
- Efstathiou G., et al., *Astrophys. J. Supp.* **57**, (1985) 241
- Gabrielli A., Joyce M., Marcos B., Sylos Labini F., Baertschiger T., *Phys.Rev.E***74** (2006) 021110
- Baertschiger T. & Sylos Labini F., *Phys.Rev.D*, **69**, (2004) 123001