

THE DERIVATIVES OF ASIAN CALL OPTION PRICES

JUNGMIN CHOI AND KYOUNGHEE KIM

ABSTRACT. The distribution of a time integral of geometric Brownian motion is not well understood. To price an Asian option and to obtain measures of its dependence on the parameters of time, strike price, and underlying market price, it is essential to have the distribution of time integral of geometric Brownian motion and it is also required to have a way to manipulate its distribution. We present integral forms for key quantities in the price of Asian option and its derivatives (*delta, gamma, theta, and vega*). For example for any $a > 0$ $\mathbb{E}[(A_t - a)^+] = t - a + a^2 \mathbb{E} \left[(a + A_t)^{-1} \exp\left(\frac{2M_t}{a + A_t} - \frac{2}{a}\right) \right]$, where $A_t = \int_0^t \exp(B_s - s/2) ds$ and $M_t = \exp(B_t - t/2)$.

KEYWORDS: Asian option, Derivatives of option prices, Geometric Brownian Motion, Time integral.

SUBJECT CLASSIFICATION: Primary 91B28, 60J65 Secondary 60G99.

1. INTRODUCTION

The payoff of an Asian option depends on the (geometric or arithmetic) average of prices of a given risky asset over the pre-specified time interval. Under the Black-Scholes framework, one assumes that the price process $\{S_t, t \geq 0\}$ of the risky asset follows

$$dS_t = \mu S_t dt + \sigma S_t dB_t, \quad S_0 > 0$$

where μ and σ are given constants and $\{B_t, t \geq 0\}$ is a standard one dimensional Brownian motion. In this setting, it is easy to understand the geometric average; if $0 \leq t_1 < t_2$ then in distribution

$$\sqrt{S_{t_1} \cdot S_{t_2}} = S_0 \exp \left[(\sigma \sqrt{t_2 + 3t_1}) \cdot \mathcal{N} + \left(\mu - \frac{\sigma^2}{2}\right)(t_1 + t_2) \right]$$

where \mathcal{N} is a standard normal random variable. On the other hand, the distribution of an arithmetic average process is not well understood. A continuous version of the arithmetic average is a time integral of a price process. Using the Inverse Laplace Transformation, Yor [16] proved many interesting identities related to the distribution of geometric Brownian motion, which gives us deeper understanding of functions of geometric Brownian motion and useful information about their time integrals. More detailed research for the relation between the time integral and an Asian option was considered in [6]. Using the joint density of $(\int_0^t \exp(B_s) dW_s, \exp(B_t))$ where B_t, W_t are independent Brownian motions (given in [2]) the moment generating function of the time integral process was computed in [12]. The method of changing measures was considered to analyze the properties of the time integral process. (See [7] [13] [14] [15].) In [5] the very useful time reversing property is used to analyze the time integral process. Dufresne also

provided a certain form for the density function of the time integral of geometric Brownian motion. However the author pointed out the difficulties to use his formula in practice especially when the time integral is over the short time period due to the slow convergence rate.

The payoff of an European style fixed strike Asian option is given by a function of the time integral of the price of the risky asset S_t

$$\left(\frac{1}{|I|} \int_I S_t dt - \kappa\right)^+$$

where κ is a fixed strike price and I is the pre-specified time interval with the length $|I|$. Under the risk neutral measure \mathbb{Q} , we may set the price process S_t given by an SDE, $dS_t = \sigma S_t dB_t$ where σ is a constant depending on the risky asset and B_t is a \mathbb{Q} -brownian motion. Without loss of generality, we may also assume that the time interval $I = [0, \tau]$ for some $\tau > 0$. It follows that the price of European style Asian option is given by

$$e^{-r\tau} E_{\mathbb{Q}} \left[\left(\frac{1}{\tau} \int_0^\tau S_0 \exp\{\sigma B_t - \sigma^2 t/2\} dt - \kappa \right)^+ \right].$$

Since $\sigma B_t = B_{\sigma^2 t}$ in law, we can rewrite the above quantity as follows

$$(1.1) \quad \frac{S_0}{\tau \sigma^2} e^{-r\tau} E_{\mathbb{Q}} \left[\left(\int_0^{\sigma^2 \tau} e^{B_t - t/2} dt - \frac{\sigma^2 \kappa \tau}{S_0} \right)^+ \right].$$

Note that the initial price of the risky asset is not appeared in the time integral. To obtain the the price of Asian option and the derivatives with respect to the asset price we need to understand the following quantities

$$(1.2) \quad E[(A_t - a)^+], \quad \frac{d}{da} E[(A_t - a)^+], \quad \text{and} \quad \frac{d^2}{da^2} E[(A_t - a)^+]$$

where $A_t = \int_0^t \exp(B_s - s/2) ds$ and $a > 0$. In this paper we show that the quantities in (1.2) can be expressed in terms of the expected values of functions of exponential Brownian motion. We believe that these expressions would provide the alternative approach to simulate the Asian option price and its greeks. The simulation results for Asian option price and its greeks were considered by several authors. (For example see [1], [3], [4], [11].)

Other types of Asian options are also considered. When the strike price depends on the average price, it is called the floating-strike Asian option. (See for example [8] [9].) In [9], Henderson and Wojakowski show the very useful symmetries between fixed-strike and floating strike Asian options. They showed that at the starting point of the averaging period there exists an equivalent relation between the floating-strike Asian option and the fixed strike Asian option. However, once the averaging period has begun, the floating strike Asian option can not be re-expressed as a fixed strike option.

In section 2 we discuss the relation between the time integral and the exponential Brownian motion. We summarize the result in [7] and present the key proposition. In section 3 we discuss the price of an Asian option and its derivatives (delta, gamma, theta, and vega).

2. THE TIME INTEGRAL OF EXPONENTIAL BROWNIAN MOTION.

For $\mu \in \mathbb{R}_{\geq 0}$ let us denote $A_t^{(\mu)}$ a time integral of an exponential Brownian motion with drift μ

$$A_t^{(\mu)} := \int_0^t \exp[B_s + (\mu - 1/2)s] ds.$$

When $\mu = 0$ we simply use A_t without a superscript. For $t \geq 0$ and $y > 0$ we set $M_t := \exp(B_t - t/2)$ and

$$R_t := -\frac{M_t}{y^{-1} - 1/2 A_t} = 2 \frac{d}{dt} \log(1 - \frac{y}{2} A_t).$$

It is not hard to see that the process R_t satisfies the following SDE

$$(2.1) \quad dR_t = R_t dB_t - \frac{1}{2} R_t^2 dt, \quad R_0 = -y$$

up to an explosion time $\tau_\infty := \inf\{t \geq 0 : A_t = 2/y\}$. By considering a stopping time $\tau_n = \inf\{t : R_t \leq -n\}$ and a Girsanov density process $R_t 1_{\{t < \tau_n\}}$, we define a new measure \mathbb{Q} under which

$$\tilde{B}_t = B_t - \int_0^t R_s 1_{\{s < \tau_n\}} ds = B_t - 2 \log(1 - \frac{y}{2} A_{t \wedge \tau_n})$$

is a standard Brownian motion. Let us define $\tilde{M} = \exp(\tilde{B}_t - t/2)$ and $\tilde{A}_t = \int_0^t \tilde{M}_s ds$. It follows that

$$(2.2) \quad \tilde{M}_t = \frac{M_t}{(1 - \frac{y}{2} A_{t \wedge \tau_n})^2}, \quad 1 + \frac{y}{2} \tilde{A}_{t \wedge \tau_n} = \frac{1}{1 - \frac{y}{2} A_{t \wedge \tau_n}}$$

and

$$(2.3) \quad R_{t \wedge \tau_n} = -\frac{\tilde{M}_{t \wedge \tau_n}}{y^{-1} + \frac{1}{2} \tilde{A}_{t \wedge \tau_n}}.$$

The following proposition is a simple modification of the proposition 3.3 in [7].

Proposition 2.1. *If $f(x, z)$ is a Borel measurable function and $y > 0$ then*

$$(2.4) \quad \begin{aligned} & E \left[f(M_t, A_t); A_t < \frac{2}{y} \right] \\ &= e^{-y} E \left[f\left(\frac{M_t}{(1 + \frac{y}{2} A_t)^2}, \frac{A_t}{1 + \frac{y}{2} A_t}\right) \exp\left(\frac{M_t}{y^{-1} + \frac{1}{2} A_t}\right) \right]. \end{aligned}$$

Proof. The proof of the proposition is essentially same as the proof of the proposition 3.3 in [7], so we give a brief sketch. (For the detailed proof we refer [7].) For fixed n and $y > 0$ it is not hard to see that

$$\exp(R_t + y) 1_{\{\tau_n > t\}} = \exp\left(\int_0^{t \wedge \tau_n} R_s dB_s - \frac{1}{2} \int_0^{t \wedge \tau_n} R_s^2 ds\right)$$

satisfies a Novikov condition. Thus we have

$$E[f(M_t, A_t); \tau_n > t] = E_{\mathbb{Q}}[f(M_t, A_t) \exp(-R_t - y) 1_{\tau_n > t}].$$

Since the event $\{\tau_n > t\}$ is the same as $\{\max_{s \leq t} \tilde{M}_s / (y^{-1} + 1/2 \tilde{A}_s) < n\}$, by letting $n \rightarrow \infty$ the r.h.s. becomes $E_{\mathbb{Q}}[f(M_t, A_t) \exp(-R_t - y)]$. Use (2.2) and (2.3) we can rewrite the limit of the r.h.s. in terms of \tilde{M}_t, \tilde{A}_t and \tilde{R}_t . Since we are only interested in the quantity, we remove the tilde and get (2.4). \square

Let us discuss certain of interesting choices of f in Proposition 2.1. Simple choices like a constant function or power functions allows us to have various relations between a simple martingale M_t and its time integral. We consider the ones who directly related to the problem of pricing the European style Asian option and estimating the sensitivities. First we consider a constant function $f(x, z) \equiv 1$. Using a constant function, it is easy to see that the l.h.s. of (2.4) is a probability distribution of the time integral of a geometric brownian motion. By setting $a = 2/y$ it follows that

Lemma 2.2. *For a positive $a > 0$, we have*

$$Pr[A_t < a] = e^{-2/a} E \left[\exp \left(\frac{M_t}{a/2 + 1/2 A_t} \right) \right].$$

For $\nu \in \mathbb{R}$ we have $M_t^\nu \exp(\nu t/2 - \nu^2 t/2) = \exp(\nu B_t - \nu^2 t/2)$ and thus

$$(2.5) \quad E[M_t^\nu \exp(\nu t/2 - \nu^2 t/2); A_t \leq 2/y] = Pr[A_t^{(\nu)} \leq 2/y].$$

By setting $f(x, z) = x^\nu$ we get

Lemma 2.3. *For a real number ν and a positive real $a > 0$, we have*

$$(2.6) \quad \begin{aligned} & Pr[A_t^{(\nu)} \leq a] \\ &= a^{2\nu} e^{-2/a} \mathbb{E} \left[(a + A_t^{(\nu)})^{-2\nu} \exp \left(\frac{2 \exp(B_t + (\nu - 1/2)t)}{a + A_t^{(\nu)}} \right) \right]. \end{aligned}$$

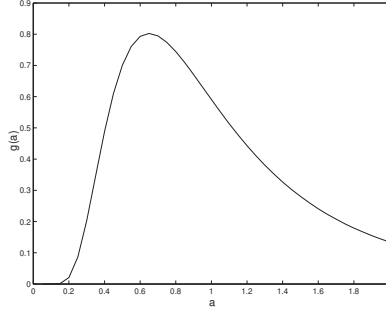


Figure 2.1. The density function of A_t .

Let g_t denote the probability density function for A_t . It is known that the density function for A_t is continuous and positive. Figure 2.1 is the result of the simulation (10000 simulation for each a) using the identity given in the following Lemma 2.4. The n -th moments of the time integral process A_t can be computed with simple computation. However it is known that A_t has a heavy tail probability and thus knowing all integer moments does not give a probability density function. In Figure 2.1 we can see the heavy tail probability.

Lemma 2.4. *For a real number $a > 0$, the probability density function g_t for A_t satisfies*

$$g_t(a) = \frac{2}{a^2} Pr[A_t \leq a] - \frac{2}{a^2} Pr[A_t^{(1)} \leq a].$$

Proof. From Lemma 2.2 we have

$$\begin{aligned} g_t(a) &= \frac{d}{da} Pr[A_t < a] \\ &= \frac{2}{a^2} Pr[A_t \leq a] - \frac{1}{2} e^{-2/a} E \left[\frac{M_t}{(a/2 + 1/2 A_t)^2} \exp \left(\frac{M_t}{a/2 + 1/2 A_t} \right) \right] \end{aligned}$$

Since $M_t = \exp(B_t - t/2)$ we use M_t as a Girsanov density function for the second term. Under the new measure $B_t - t/2$ is a standard Brownian motion and thus the second term is equal to the following quantity:

$$\frac{1}{2} e^{-2/a} E \left[\frac{1}{(a/2 + 1/2 A_t^{(1)})^2} \exp \left(\frac{2 \exp(B_t + t/2)}{a + A_t^{(1)}} \right) \right].$$

Comparing with Lemma 2.3, we can see that the above quantity is the same as $2/a^2 Pr[A_t^{(1)} \leq a]$. \square

Furthermore we have

Proposition 2.5. *For any $a > 0$, $b > 0$ and $t > 0$ we have*

$$Pr[M_t < b, A_t < a] = e^{-2/a} \mathbb{E} \left[\exp \left(\frac{2M_t}{a + A_t} \right) ; M_t \leq b \left(1 + \frac{1}{a} A_t \right)^2 \right].$$

Proof. Consider $f(x, z) = 1\{x < b\}$ in equation (2.4). By setting $a = 2/y$ we get an integration form for the joint probability density function for M_t and A_t . \square

The simulation result of the above proposition 2.5 for $t = a$ is shown in the l.h.s. of the following figure and the joint distribution for $t = 1$ is shown in the r.h.s.

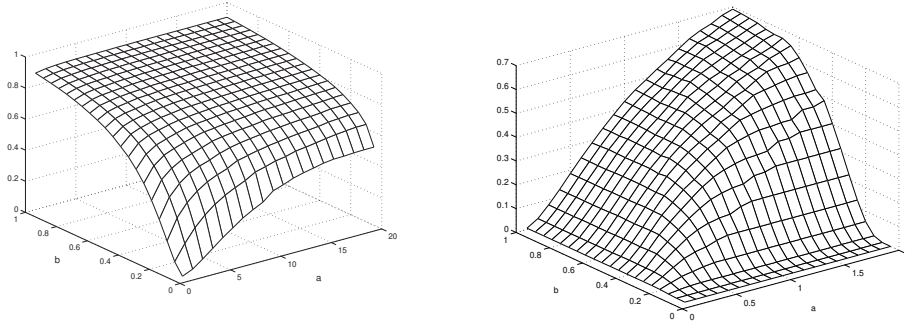


Figure 2.2. Joint distribution of M_t and A_t .

The first quantity of interests to have the derivatives of Asian options is the expected value of the maximum function of the time integral subtracted by a constant. Using Proposition 2.1 we have the following result :

Theorem 2.6. *For any $a > 0$ and $\nu \in \mathbf{R}$, we have*

$$\mathbb{E} \left[(A_t^{(\nu)} - a)^+ \right] = \frac{e^{\nu t} - 1}{\nu} - a + e^{\nu t/2 - \nu^2 t/2} a^{2\nu+2} \mathbb{E} \left[\frac{M_t^\nu}{(a + A_t)^{2\nu+1}} \exp \left(\frac{2M_t}{a + A_t} - \frac{2}{a} \right) \right].$$

In particular if $\nu = 0$ we have

$$(2.7) \quad \mathbb{E} \left[(A_t - a)^+ \right] = t - a + a^2 \mathbb{E} \left[(a + A_t)^{-1} \exp \left(\frac{2M_t}{a + A_t} - \frac{2}{a} \right) \right].$$

Proof. Let us set $f(x, z) = x^\nu(2/y - z)$. The l.h.s. of (2.4) becomes $E[2/y - A_t; A_t < 2/y] = E[2/y - A_t] - E[(A_t - 2/y)^+]$. Since $2/y - A_t/(1 + y/2 A_t) = 1/(2/y + A_t)$, the second result comes directly from (2.4). Using the identity (2.5) we can change the drift term of the exponential brownian motion to get the first result. \square

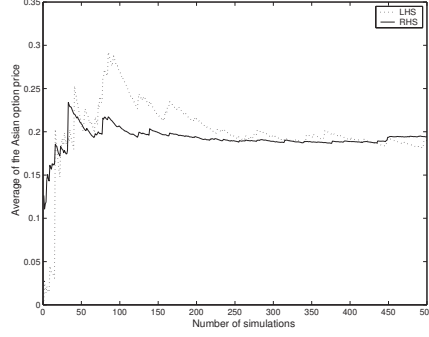


Figure 2.3. Expected value of max function : $a = 0.4, t = 0.5$.

The above figure is the simulation result of the second identity (2.7) in Theorem 2.6. We set $a = 0.4$ and $t = 0.5$. The dotted line is obtained using the l.h.s. of the equation (2.7), that is we simulate A_t using Monte Carlo methods and take the maximum function. The solid line is from the r.h.s. of the equation (2.7). Only with 500 simulation, we can observe that the convergence is faster for the solid line, which was expected because of the discarded simulations of the l.h.s. (when A_t is smaller than a).

Now let us consider the derivatives of $E[(A_t - a)^+]$ with respect to a . Since

$$E[A_t - a; A_t \leq a] = - \int_0^a Pr[A_t \leq u] du$$

we have that

$$\begin{aligned} E[(A_t - a)^+] &= E[A_t - a] - E[A_t - a; A_t \leq a] \\ &= t - a + \int_0^a Pr[A_t \leq u] du. \end{aligned}$$

It follows that

$$(2.8) \quad \frac{d}{da} E[(A_t - a)^+] = -1 + Pr[A_t \leq a], \quad \text{and} \quad \frac{d^2}{da^2} E[(A_t - a)^+] = g_t(a).$$

The following theorem is the direct application of Lemma 2.2 and Lemma 2.4.

Theorem 2.7. *The first and second derivatives of $E[(A_t - a)^+]$ with respect to a is given by following equations:*

$$\begin{aligned} \frac{d}{da} E[(A_t - a)^+] &= -1 + e^{-2/a} \mathbb{E} \left[\exp \left(\frac{2 \exp(B_t - t/2)}{a + A_t} \right) \right], \\ \frac{d^2}{da^2} E[(A_t - a)^+] &= \frac{2}{a^2} e^{-2/a} \mathbb{E} \left[\exp \left(\frac{2 \exp(B_t - t/2)}{a + A_t} \right) \right] \\ &\quad - \frac{1}{2} e^{-2/a} E \left[\frac{M_t}{(a/2 + 1/2 A_t)^2} \exp \left(\frac{M_t}{a/2 + 1/2 A_t} \right) \right]. \end{aligned}$$

3. SENSITIVITIES.

Since A_t satisfies $A_{t+s} = A_t + M_t \tilde{A}_s$ for $t, s > 0$ where \tilde{A} is an independent copy of A , pricing the fixed strike Asian option at time $0 \leq t \leq$ the expiration date is essentially identical as the pricing the option at the beginning of the averaging period.

One of important activities in Financial Market is managing the risk. One way to measure the risk in the option is estimating the ‘Greek letters’ such as delta, gamma, theta, etc. In this section we use identities obtained in Section 2 to get the ‘Greek letters’ of an European Style Asian option under the Black-Scholes framework; the price process of the risky asset follows under the risk-neutral measure

$$dS_t = \sigma S_t dB_t + rS_t dt,$$

where B_t is a standard brownian motion under the risk-neutral measure, r is a constant interest rate and σ is a constant volatility of given asset. The expression (1.1) is equal to the price of an European style Asian option with the expiration date τ and the strike price κ :

$$(3.1) \quad Call = \frac{S_0}{\tau \sigma^2} e^{-r\tau} E \left[\left(\int_0^{\sigma^2 \tau} e^{B_t - t/2} dt - \frac{\sigma^2 \kappa \tau}{S_0} \right)^+ \right].$$

Theorem 3.1. *The price of an Asian call at time $t = 0$ is given by*

$$Call_0 = S_0 e^{-r\tau} \left[1 - \frac{\kappa}{S_0} + \frac{\sigma^2 \kappa^2 \tau}{S_0^2} E \left[(a + A_{\tau \sigma^2})^{-1} \exp \left(\frac{2M_{\tau \sigma^2}}{a + A_{\tau \sigma^2}} - \frac{2}{a} \right) \right] \right],$$

where $a = \frac{\sigma^2 \kappa \tau}{S_0}$, τ is the expiration date, κ is the strike price.

Proof. The result comes directly from the combination of Theorem 2.6 and equation (3.1). \square

The delta Δ is the rate of change of the price of the option with respect to the price of the underline asset. Thus we have

$$(3.2) \quad \Delta = \frac{Call}{S_0} - \frac{\kappa}{S_0} e^{-r\tau} \frac{d}{da} E[(A_{\sigma^2 \tau} - a)^+] \Big|_{a = \frac{\sigma^2 \kappa \tau}{S_0}}.$$

Using Theorem 2.6 and Theorem 2.7 we have

Theorem 3.2. *The delta Δ_0 of an Asian call option at time $t = 0$ is given by*

$$\Delta_0 = e^{-r\tau} + \frac{\kappa}{S_0} e^{-r\tau - 2/a} \left\{ a E \left[(a + A_{\tau \sigma^2})^{-1} \exp \left(\frac{2M_{\tau \sigma^2}}{a + A_{\tau \sigma^2}} \right) \right] - E \left[\exp \left(\frac{2M_{\tau \sigma^2}}{a + A_{\tau \sigma^2}} \right) \right] \right\} \Big|_{a = \frac{\sigma^2 \kappa \tau}{S_0}}.$$

The gamma Γ is the rate of change of the delta with respect to the price of underlying asset. Thus the direct computation using equation (3.2) and the results in Theorem 2.6, Theorem 2.7 and Theorem 3.2 we have

Theorem 3.3. *The gamma Γ_0 of an Asian call option at time $t = 0$ is given by*

$$\Gamma_0 = \frac{\sigma^2 \kappa^2 \tau}{S_0^3} e^{-r\tau} g_{\tau \sigma^2} \left(\frac{\sigma^2 \kappa \tau}{S_0} \right),$$

where g_t is a continuous probability density function of A_t given in Lemma 2.4.

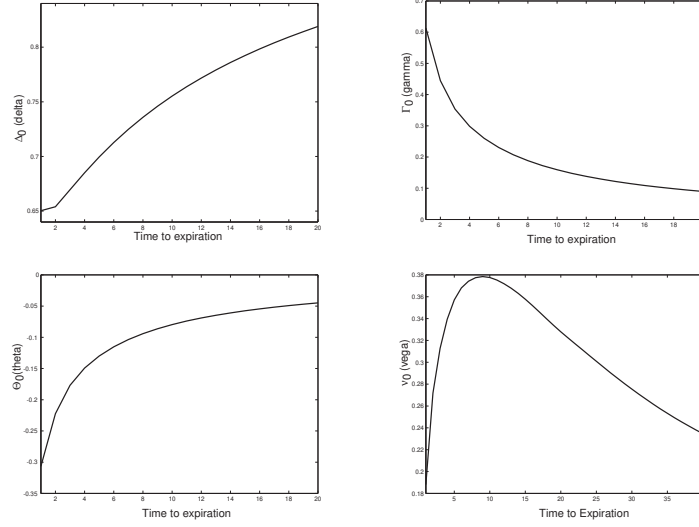


Figure 3.1. Derivatives vs. the time to expiration: $S_0 = \kappa = \sigma = 1$

In Figure 3.1. we use Monte Carlo methods to get Greek letters Δ, Γ, Θ and ν . We take the risk free rate $r = 0$ and both the initial stock price and the strike price are equal to 1. We also set for simplicity $\sigma = 1$. Notice that we plot greek letters vs. time to expiration. Since we computed greeks at the beginning of the averaging period, time to expiration is the same as the length of the averaging period. In the upper l.h.s. figure we can observe that as time to expiration increases, the value of Δ_0 increases. The plot of Γ_0 with respect to time to expiration is given in the upper r.h.s. figure. Since Γ is the first derivative of Δ with respect to the stock prices, it reflects our observation in the plot of Δ_0 . The lower l.h.s. figure is the plot of Θ_0 and the lower r.h.s. figure is the plot of ν_0 .

Since all parameters are constants, the call price satisfies the differential equation

$$\frac{\partial Call}{\partial t} + rS \frac{\partial Call}{\partial S} + \frac{1}{2} \sigma^2 S^2 \frac{\partial^2 Call}{\partial S^2} = r Call.$$

It follows that

$$\Theta_0 + rS_0 \Delta_0 + \frac{1}{2} \sigma^2 S_0 \Gamma_0 = r Call_0$$

where Θ_0 is the rate of change of the price of the option at time $t = 0$ with respect to time and $Call_0$ is the price of the call option at time 0.

Theorem 3.4. *The theta Θ_0 of an Asian call option at time $t = 0$ is given by*

$$\Theta_0 = rCall_0 - rS_0 \Delta_0 - \frac{1}{2} \sigma^2 S_0 \Gamma_0$$

where $Call_0, \Delta_0$ and Γ_0 are given in the previous theorems 3.1–3.

Now let us discuss the vega ν . The vega ν is the rate of change of the price of the option with respect to the volatility of the underlying asset. The call price of European style Asian option is given in (3.1). Thus we have

$$\begin{aligned}
\frac{\partial Call}{\partial \sigma} &= -\frac{2}{\sigma} Call + \frac{2S_0}{\sigma} e^{-r\tau} E \left[M_{\sigma^2\tau} - \frac{\kappa}{S_0} ; A_{\sigma^2\tau} > \frac{\sigma^2\kappa\tau}{S_0} \right] \\
&= -\frac{2}{\sigma} Call + \frac{2S_0}{\sigma} e^{-r\tau} E \left[M_{\sigma^2\tau} - \frac{\kappa}{S_0} \right] \\
&\quad - \frac{2S_0}{\sigma} e^{-r\tau} E \left[M_{\sigma^2\tau} - \frac{\kappa}{S_0} ; A_{\sigma^2\tau} < \frac{\sigma^2\kappa\tau}{S_0} \right].
\end{aligned}$$

It follows that

$$\begin{aligned}
(3.3) \quad \frac{\partial Call}{\partial \sigma} &= -\frac{2}{\sigma} Call + \frac{2S_0}{\sigma} e^{-r\tau} \left(1 - E \left[M_{\sigma^2\tau} ; A_{\sigma^2\tau} < \frac{\sigma^2\kappa\tau}{S_0} \right] \right) \\
&\quad - \frac{2\kappa}{\sigma} \left(1 - P \left[A_{\sigma^2\tau} < \frac{\sigma^2\kappa\tau}{S_0} \right] \right).
\end{aligned}$$

By setting $\nu = 1$ in equation (2.5) in Lemma 2.2, we see that

$$1 - E \left[M_{\sigma^2\tau} ; A_{\sigma^2\tau} < \frac{\sigma^2\kappa\tau}{S_0} \right] = P \left[A_{\sigma^2\tau}^{(1)} > \frac{\sigma^2\kappa\tau}{S_0} \right].$$

Therefore we have

Theorem 3.5. *The vega ν_0 of an asian call option at time $t = 0$ is given by*

$$\nu_0 = -\frac{2}{\sigma} Call + \frac{2S_0}{\sigma} e^{-r\tau} P \left[A_{\sigma^2\tau}^{(1)} > \frac{\sigma^2\kappa\tau}{S_0} \right] - \frac{2\kappa}{\sigma} P \left[A_{\sigma^2\tau} > \frac{\sigma^2\kappa\tau}{S_0} \right].$$

Last two quantities in the above theorem can be obtained using Lemma 2.3.

REFERENCES

- [1] J. Andreasen, The pricing of discretely sampled Asian and lookback options: a change of numeraire approach, *J. Comp. Finance* **1**, 15-36 (1998).
- [2] P. Bougerol: *Exemples de théorèmes locaux sur les groupes résolubles*, *Ann. Inst. H. Poincaré Sect. B (N.S.)* **19**, 369-391 (1983).
- [3] M. Broadie and P. Glasserman: *Estimating Security Price Derivatives Using Simulation*, *Management Science* **42**, 269-285 (1996).
- [4] S.L. Chung, M. Shackleton and R. Wojakowski, Efficient quadratic approximation of floating strike Asian option values, preprint (2003).
- [5] D. Dufresne: *The integral of geometric Brownian motion*, *Adv. in Appl. Probab.* **33**, 223-241 (2001).
- [6] H. Geman and M. Yor: *Asian Options, Bessel Processes and Perpetuities*, *Math. Finance* **2**, 349-375 (1993).
- [7] V. Goodman and K. Kim: *Exponential Martingales and Time integrals of Brownian Motion*, preprint (2006) math.PR/0612034.
- [8] V. Henderson, D. Hobson, W. Shaw and R. Wojakowski, preprint.
- [9] V. Henderson and R. Wojakowski, On the Equivalence of Floating and Fixed-strike Asian Options, *J. Appl. Prob.* **39**, 391-394 (2002).
- [10] J.C. Hull: *Options, Futures, and Other Derivatives, 6th edition*, Prentice Hall (2006)
- [11] N. Ju, Pricing Asian and basket options via Taylor expansion, *J. Comp. Finance*
- [12] K. Kim: *Moment Generating function of the inverse of integral of geometric Brownian Motion*, *Proc. Amer. Math. Soc.* **132**, 2753-2759 (2004)
- [13] H. Matsumoto and M. Yor: *An analogue of Pitman's $2M - X$ theorem for exponential Wiener functionals, Part I: A time-inversion approach.*, *Nagoya Math. J.* **159**, 125-166 (2000).
- [14] H. Matsumoto and M. Yor: *An analogue of Pitman's $2M - X$ theorem for exponential Wiener functionals, Part II: The role of the generalized inverse Gaussian laws.*, *Nagoya Math. J.* **162**, 65-86 (2001).

- [15] H. Matsumoto and M. Yor: *A relationship between Brownian motions with opposite drifts via certain enlargements of the Brownian filtration*, Osaka Journal of Mathematics **38**, 383-398 (2001).
- [16] M. Yor: *On some exponential functionals of Brownian motion*, Adv. in Appl. Probab. **24**, 509-531 (1992).

MATHEMATICS DEPARTMENT, FLORIDA STATE UNIVERSITY, TALLAHASSEE, FL 32306
E-mail address: `choi@math.fsu.edu`

MATHEMATICS DEPARTMENT, FLORIDA STATE UNIVERSITY, TALLAHASSEE, FL 32306
E-mail address: `kim@math.fsu.edu`