

Deviation from tri-bimaximal neutrino mixing in A_4 flavor symmetry

Mizue Honda

Graduate School of Science and Technology, Niigata University, Niigata 950-2181, Japan

Morimitsu Tanimoto

Department of Physics, Niigata University, Niigata 950-2181, Japan

(Dated: November 1, 2021)

The tri-bimaximal mixing is a good approximation for the present data of neutrino mixing angles. The deviation from the tri-bimaximal mixing is discussed numerically in the framework of the A_4 model. Values of $\tan^2 \theta_{12}$, $\sin^2 2\theta_{23}$ and $|U_{e3}|$ deviate from the tri-bimaximal mixing due to the corrections of the vacuum alignment of flavon fields. It is remarked that $\sin^2 2\theta_{23}$ deviates scarcely from 1 while $\sin^2 \theta_{12}$ can deviate from $1/3$ considerably and $\sin \theta_{13}$ could be near the present experimental upper bound. The CP violating measure J_{CP} and the effective Majorana neutrino mass $\langle m_{ee} \rangle$ are also discussed.

PACS numbers: 11.30.Hv, 14.60.Lm, 14.60.Pq

I. INTRODUCTION

Neutrino experimental data provide us an important clue to find an origin of the observed hierarchies in mass matrices for quarks and leptons. Recent experiments of the neutrino oscillation go into the new phase of precise determination of mixing angles and mass squared differences [1, 2]. Those indicate the tri-bimaximal mixing for three flavors in the lepton sector [3]. Therefore, it is very important to find a natural model that leads to this mixing pattern with good accuracy.

Flavor symmetry is expected to explain the mass spectrum and the mixing matrix of quarks and leptons. Especially, some predictive models with discrete flavor symmetries have been explored by many authors [4]-[15]. Among them, the interesting models to give the tri-bimaximal mixing are based on the non-Abelian finite group A_4 . Since the original papers [10] on the application of the non-Abelian discrete symmetry A_4 to quark and lepton families, much progress has been made in understanding the tri-bimaximal mixing for neutrinos in a number of specific models [11]-[15]. Therefore, it is important to test the A_4 model experimentally.

We present the comprehensive analyses of the deviation from the tri-bimaximal mixing in the framework of the A_4 model, where the tri-bimaximal mixing is realized in the vacuum alignment of the flavon fields [14, 15]. Since the vacuum alignment is corrected by higher-dimensional operators, the deviation from the tri-bimaximal mixing is predicted numerically.

It is found that $\sin^2 2\theta_{23}$ deviates scarcely from 1 while $\sin^2 \theta_{12}$ can deviate from $1/3$ considerably and $\sin \theta_{13}$ could be near the present experimental upper bound. The CP violating measure J_{CP} and the effective Majorana neutrino mass $\langle m_{ee} \rangle$ are also predicted.

The paper is organized as follows: we present the framework of the model in Sec. II, and discuss the deviation from the tri-bimaximal mixing of neutrino flavors in Sec. III. In Sec. IV, the numerical results are presented. Section V is devoted to the summary. The useful relations among parameters are given in Appendix.

II. FRAMEWORK OF THE A_4 MODEL

The tri-bimaximal mixing pattern is a good approximation for the present data of neutrino mixing angles. Therefore, it is very important to find a natural model that leads to this mixing pattern with good accuracy. The interesting models to give the tri-bimaximal mixing are based on the non-Abelian finite group A_4 , in which there are twelve group elements and four irreducible representations: $\mathbf{1}$, $\mathbf{1}'$, $\mathbf{1}''$ and $\mathbf{3}$. Under the A_4 symmetry, the left-handed lepton doublets ℓ_L are assumed to transform as $\mathbf{3}$, the right-handed charge lepton singlets e^c , μ^c and τ^c as $\mathbf{1}$, $\mathbf{1}'$, $\mathbf{1}''$, respectively. The flavor symmetry is spontaneously broken by two real $\mathbf{3}'$ s, φ , φ' , and by three real singlets, $\xi(\mathbf{1})$, $\xi'(\mathbf{1}')$ and $\xi''(\mathbf{1}'')$, which are $SU(2)_L$ gauge singlets.

The relevant Yukawa couplings of leptons are given as follows:

$$\begin{aligned} \mathcal{L}_Y = & \frac{y_e}{\Lambda} e^c (\varphi \ell_L) h_d + \frac{y_\mu}{\Lambda} \mu^c (\varphi \ell_L)'' h_d + \frac{y_\tau}{\Lambda} \tau^c (\varphi \ell_L)' h_d + \frac{x_a}{\Lambda^2} \xi (\ell_L h_u \ell_L h_u) + \\ & + \frac{x_b}{\Lambda^2} \xi'' (\ell_L h_u \ell_L h_u)' + \frac{x_c}{\Lambda^2} \xi' (\ell_L h_u \ell_L h_u)'' + \frac{x}{\Lambda^2} (\varphi' \ell_L h_u \ell_L h_u) + h.c. , \end{aligned} \quad (1)$$

where h_d and h_u are ordinary Higgs scalars, Λ is a cut-off scale, and y_α , x_i and x are dimensionless coefficients with order one. The effective Lagrangian without $\xi'(\mathbf{1}')$ and $\xi''(\mathbf{1}'')$ was given by Altarelli and Feruglio [14]. The Lagrangian of Eq.(1) is a general one to give the A_4 symmetric lepton mass matrices. The flavon fields φ , φ' , ξ , ξ' and ξ'' develop the vacuum expectation values along the directions:

$$\langle \xi \rangle = u_a, \quad \langle \xi' \rangle = u_c, \quad \langle \xi'' \rangle = u_b, \quad \langle \varphi \rangle = (v_1, v_2, v_3), \quad \langle \varphi' \rangle = (v'_1, v'_2, v'_3). \quad (2)$$

We take the three-dimensional unitary representation matrices of A_4 in Ref.[10]. Then, if we put $v_1 = v_2 = v_3 = v$, the charged lepton mass matrix is given by

$$M_E = \sqrt{3}v_d \frac{v}{\Lambda} U_0 \begin{pmatrix} y_e & 0 & 0 \\ 0 & y_\mu & 0 \\ 0 & 0 & y_\tau \end{pmatrix}, \quad (3)$$

where v_d is the vacuum expectation value of h_d and

$$U_0 = \frac{1}{\sqrt{3}} \begin{pmatrix} 1 & 1 & 1 \\ 1 & \omega & \omega^2 \\ 1 & \omega^2 & \omega \end{pmatrix}, \quad \omega = \frac{-1 + i\sqrt{3}}{2}. \quad (4)$$

On the other hand, the left-handed Majorana mass matrix, which respects the A_4 flavor symmetry, is written as

$$M_\nu = \begin{pmatrix} a + b + c & f & e \\ f & a + \omega b + \omega^2 c & d \\ e & d & a + \omega^2 b + \omega c \end{pmatrix}, \quad (5)$$

where

$$\begin{aligned} a &= x_a u_a \frac{v_u^2}{\Lambda^2}, & b &= x_b u_b \frac{v_u^2}{\Lambda^2}, & c &= x_c u_c \frac{v_u^2}{\Lambda^2}, \\ d &= x v'_1 \frac{v_u^2}{\Lambda^2}, & e &= x v'_2 \frac{v_u^2}{\Lambda^2}, & f &= x v'_3 \frac{v_u^2}{\Lambda^2}, \end{aligned} \quad (6)$$

and v_u is the vacuum expectation value of h_u . If $c = b$ and $e = f = 0$ are taken in Eq.(5), the neutrino mass matrix turns to

$$M_\nu = \begin{pmatrix} a + 2b & 0 & 0 \\ 0 & a - b & d \\ 0 & d & a - b \end{pmatrix}. \quad (7)$$

In the flavor diagonal basis of the charged lepton mass matrix, the neutrino mass matrix is given as

$$M_\nu^f = U_0^\dagger M_\nu U_0^* = \begin{pmatrix} a + \frac{2d}{3} & b - \frac{d}{3} & b - \frac{d}{3} \\ b - \frac{d}{3} & b + \frac{2d}{3} & a - \frac{d}{3} \\ b - \frac{d}{3} & a - \frac{d}{3} & b + \frac{2d}{3} \end{pmatrix}, \quad (8)$$

which leads to the tri-bimaximal mixing of flavors

$$U_{\text{tri-bi}} = \begin{pmatrix} \sqrt{\frac{2}{3}} & \frac{1}{\sqrt{3}} & 0 \\ -\frac{1}{\sqrt{6}} & \frac{1}{\sqrt{3}} & -\frac{1}{\sqrt{2}} \\ -\frac{1}{\sqrt{6}} & \frac{1}{\sqrt{3}} & \frac{1}{\sqrt{2}} \end{pmatrix}, \quad (9)$$

with three mass eigenvalues

$$a - b + d, \quad a + 2b, \quad -a + b + d. \quad (10)$$

Even if $a = 0$ or $b = c = 0$ is taken, these mass eigenvalues give observed two neutrino mass scales Δm_{atm}^2 and Δm_{sol}^2 although a moderate tuning of parameters is required. Actually, such models were presented in the previous works [12, 14, 15].

It is important to discuss the origin of conditions $b = c$ and $e = f = 0$, which realizes the tri-bimaximal mixing. If ξ' and ξ'' are decoupled in the Yukawa couplings, $b = c = 0$ is obtained. On the other hand, if the field φ' develops

the vacuum expectation values $\langle\varphi'\rangle = (v'_1, v'_2, v'_3)$ along the directions of $v'_2 = v'_3 = 0$, one can put $e = f = 0$. This vacuum alignment could be realized in the scalar potential with SUSY [14, 15].

The condition $b = c$ is not expected unless ξ' and ξ'' are decoupled. Then, the neutrino mixing deviates from the tri-bimaximal mixing. On the other hand, the vacuum alignment $v'_2 = v'_3 = 0$ may be modified. Actually, higher dimensional operators contributing to the superpotential correct the vacuum alignment such as $v'_2 \neq 0$, $v'_3 \neq 0$. Moreover, the vacuum alignment $\langle\varphi\rangle = (v, v, v)$ could be also corrected through higher dimensional operators. This effect contributes to the charged lepton mass matrix. Therefore, the lepton flavor mixing deviates from the tri-bimaximal one by higher dimensional operators. We discuss the pattern of this deviation quantitatively in this paper.

III. DEVIATION FROM THE TRI-BIMAXIMAL MIXING

Let us discuss the deviation from the tri-bimaximal mixing of neutrinos. There are three sources of the deviation as discussed in the previous section. As far as couplings of ξ' and ξ'' are allowed in the Lagrangian of Eq.(1), $b = c$ is not expected unless other symmetry is imposed on these couplings. One cannot control the magnitude of the c/b ratio in the framework of the A_4 flavor symmetry. The case of $b \neq c$ has been discussed by Ma [13]. We will show the numerical result, which is consistent with the result in [13], in the next section.

On the other hand, if the field φ' develops the vacuum expectation values $\langle\varphi'\rangle = (v'_1, v'_2, v'_3)$ along the directions of $v'_2 = v'_3 = 0$, one can put $e = f = 0$. The vacuum alignment was discussed in the scalar potential with SUSY [15]. It is found that this vacuum alignment is spoiled by corrections of higher-dimensional operators, which are suppressed by order $1/\Lambda$ [15]. The correction of the vacuum alignment $\langle\varphi\rangle = (v, v, v)$ is also investigated in the scalar potential with SUSY [15]. The correction of the order of $1/\Lambda$ may cause the deviation from the tri-bimaximal mixing through the charged lepton mass matrix.

There are direct corrections to masses of charged leptons and neutrinos of order $1/\Lambda^2$ and $1/\Lambda^3$, respectively. However, one can assign Z_3 charge to prevent new structures in Eqs.(3) and (5) such as ℓ_L , φ' , $\xi : \omega$ and e^c , μ^c , $\tau^c : \omega^2$ [15]. For example, the operator $e^c(\varphi\varphi\ell_L)h_d$ does not correct the charged mass matrix. Operators $(\varphi\varphi')'(\ell_L\ell_L)''h_uh_u$, $(\varphi\varphi)''(\ell_L\ell_L)'h_uh_u$, and $\xi(\varphi\ell_L\ell_L)''h_uh_u$ contribute to the neutrino mass matrix. The first and second operators give corrections in diagonal elements, which are absorbed in parameters b and c of Eq.(5), while the third one gives corrections in off diagonal elements, which are absorbed in parameters d , e and f of Eq.(5).

At first step, let us neglect the effect of the correction on the vacuum alignment $\langle\varphi\rangle = (v, v, v)$. Then, the deviation from the tri-bimaximal mixing comes from the neutrino sector. We take parameters

$$c = b(1 + \epsilon_1), \quad e = \epsilon_2 d, \quad f = \epsilon_3 d, \quad (11)$$

where non-zero ϵ_1 , ϵ_2 and ϵ_3 lead to the deviation from the tri-bimaximal mixing.

Then, the neutrino mass matrix is given as:

$$M_\nu^f = \begin{pmatrix} m_{11} & m_{12} & m_{13} \\ m_{12} & m_{22} & m_{23} \\ m_{13} & m_{23} & m_{33} \end{pmatrix}, \quad (12)$$

where

$$\begin{aligned} m_{11} &\simeq a + \frac{2d}{3}(1 + \epsilon_2 + \epsilon_3), \\ m_{12} &\simeq b - \frac{d}{6}\{2 - (\epsilon_2 + \epsilon_3) - \sqrt{3}i(\epsilon_2 - \epsilon_3)\}, \\ m_{13} &\simeq b(1 + \epsilon_1) - \frac{d}{6}\{2 - (\epsilon_2 + \epsilon_3) + \sqrt{3}i(\epsilon_2 - \epsilon_3)\}, \\ m_{22} &\simeq b(1 + \epsilon_1) + \frac{d}{3}\{2 - (\epsilon_2 + \epsilon_3) + \sqrt{3}i(\epsilon_2 - \epsilon_3)\}, \\ m_{23} &\simeq a - \frac{d}{3}(1 + \epsilon_2 + \epsilon_3), \\ m_{33} &\simeq b + \frac{d}{3}\{2 - (\epsilon_2 + \epsilon_3) - \sqrt{3}i(\epsilon_2 - \epsilon_3)\}. \end{aligned} \quad (13)$$

In the first order of the perturbation, the neutrino masses m_i are

$$m_1 = a - b + d - \frac{b}{2}\epsilon_1 - \frac{d}{2}(\epsilon_2 + \epsilon_3) + i\frac{\sqrt{3}}{6}d(\epsilon_2 - \epsilon_3),$$

$$\begin{aligned}
m_2 &= a + 2b + b\epsilon_1 - d(\epsilon_2 + \epsilon_3) - i\frac{\sqrt{3}}{3}d(\epsilon_2 - \epsilon_3) , \\
m_3 &= -a + b + d - \frac{3b}{2}\epsilon_1 + \frac{3d}{2}(\epsilon_2 + \epsilon_3) - i\frac{\sqrt{3}}{2}d(\epsilon_2 - \epsilon_3) ,
\end{aligned} \tag{14}$$

and the MNS matrix elements [16] are

$$\begin{aligned}
U_{e1} &= \sqrt{\frac{2}{3}} - \frac{d}{\sqrt{6}(3b-d)}(\epsilon_2 + \epsilon_3) , \\
U_{e2} &= \frac{1}{\sqrt{3}} + \frac{d}{\sqrt{3}(3b-d)}(\epsilon_2 + \epsilon_3) , \\
U_{e3} &= -\frac{b}{2\sqrt{2}(a-b)}\epsilon_1 - \frac{d}{\sqrt{6}(2a+b-d)}i(\epsilon_2 - \epsilon_3) , \\
U_{\mu 1} &= -\frac{1}{\sqrt{6}} - \frac{3b}{4\sqrt{6}(a-b)}\epsilon_1 - \frac{d}{\sqrt{6}(3b-d)}(\epsilon_2 + \epsilon_3) , \\
U_{\mu 2} &= \frac{1}{\sqrt{3}} - \frac{d}{2\sqrt{3}(3b-d)}(\epsilon_2 + \epsilon_3) - \frac{d}{\sqrt{2}(2a+b-d)}i(\epsilon_2 - \epsilon_3) , \\
U_{\mu 3} &= -\frac{1}{\sqrt{2}} + \frac{b}{4\sqrt{2}(a-b)}\epsilon_1 + \frac{d}{\sqrt{6}(2a+b-d)}i(\epsilon_2 - \epsilon_3) , \\
U_{\tau 1} &= -\frac{1}{\sqrt{6}} + \frac{3b}{4\sqrt{6}(a-b)}\epsilon_1 - \frac{d}{\sqrt{6}(3b-d)}(\epsilon_2 + \epsilon_3) , \\
U_{\tau 2} &= \frac{1}{\sqrt{3}} - \frac{d}{2\sqrt{3}(3b-d)}(\epsilon_2 + \epsilon_3) + \frac{d}{\sqrt{2}(2a+b-d)}i(\epsilon_2 - \epsilon_3) , \\
U_{\tau 3} &= \frac{1}{\sqrt{2}} + \frac{b}{4\sqrt{2}(a-b)}\epsilon_1 + \frac{d}{\sqrt{6}(2a+b-d)}i(\epsilon_2 - \epsilon_3) ,
\end{aligned} \tag{15}$$

where all parameters are supposed to be real for simplicity. It is remarked that the A_4 phase ω turns to the CP violating phase if $\epsilon_2 \neq \epsilon_3$, that is, $e \neq f$ is realized. The CP violation also comes from phases in parameters a , b and d . We will present numerical calculations by taking complex numbers for these parameters.

In above expressions, we have supposed the vacuum alignment $\langle \varphi \rangle = (v, v, v)$. The vacuum alignment may be sizeably corrected through higher dimensional operators. Then, the charged lepton mass matrix in Eq.(3) is not preserved. The charged lepton mass matrix is modified in terms of correction parameters ϵ_1^{ch} , ϵ_2^{ch} , which are defined as $\langle \varphi \rangle = \{v, (1 + \epsilon_1^{ch})v, (1 + \epsilon_2^{ch})v\}$, as follows:

$$M_E = v_d \frac{v}{\Lambda} \begin{pmatrix} 1 & 0 & 0 \\ 0 & 1 + \epsilon_1^{ch} & 0 \\ 0 & 0 & 1 + \epsilon_2^{ch} \end{pmatrix} \begin{pmatrix} 1 & 1 & 1 \\ 1 & \omega & \omega^2 \\ 1 & \omega^2 & \omega \end{pmatrix} \begin{pmatrix} y_e & 0 & 0 \\ 0 & y_\mu & 0 \\ 0 & 0 & y_\tau \end{pmatrix} . \tag{16}$$

After a basis transformation of the left-handed charged lepton by the unitary matrix U_0 in Eq.(4), we get M'_E as

$$M'_E = U_0^\dagger M_E = v_d \frac{v}{\Lambda} \frac{1}{\sqrt{3}} \begin{pmatrix} X y_e & Y y_\mu & Y^* y_\tau \\ Y^* y_e & X y_\mu & Y y_\tau \\ Y y_e & Y^* y_\mu & X y_\tau \end{pmatrix} , \tag{17}$$

where

$$\begin{aligned}
X &= 3 + \epsilon_1^{ch} + \epsilon_2^{ch} \simeq 3 , \\
Y &= \epsilon_1^{ch}\omega + \epsilon_2^{ch}\omega^2 = -\frac{1}{2}\{(\epsilon_2^{ch} + \epsilon_1^{ch}) + \sqrt{3}i(\epsilon_2^{ch} - \epsilon_1^{ch})\} , \\
Y^* &= \epsilon_1^{ch}\omega^2 + \epsilon_2^{ch}\omega = -\frac{1}{2}\{(\epsilon_2^{ch} + \epsilon_1^{ch}) - \sqrt{3}i(\epsilon_2^{ch} - \epsilon_1^{ch})\} .
\end{aligned} \tag{18}$$

Then, the left-handed mixing matrix of the charged lepton mass matrix is given by $U_0 U'_E$, where U'_E is given as

$$U'_E \simeq \begin{pmatrix} 1 & \frac{Y}{X} & \frac{Y^*}{X} \\ -\frac{Y^*}{X} & 1 & \frac{Y}{X} \\ -\frac{Y}{X} & -\frac{Y^*}{X} & 1 \end{pmatrix} , \tag{19}$$

which is obtained by diagonalizing $M'_E M'^{\dagger}_E$. Therefore, the deviation from the tri-bimaximal mixing due to ϵ_1^{ch} and ϵ_2^{ch} is given as

$$U_{MNS} = U'_E{}^\dagger U_{\text{tri-bi}}, \quad (20)$$

whose relevant mixing elements are given as

$$\begin{aligned} U_{e1} &\simeq \frac{1}{\sqrt{6}} \left(2 + \frac{Y+Y^*}{X} \right) \simeq \sqrt{\frac{2}{3}} \left[1 - \frac{1}{6}(\epsilon_2^{ch} + \epsilon_1^{ch}) \right], \\ U_{e2} &\simeq \frac{1}{\sqrt{3}} \left(1 - \frac{Y+Y^*}{X} \right) \simeq \sqrt{\frac{1}{3}} \left[1 + \frac{1}{3}(\epsilon_2^{ch} + \epsilon_1^{ch}) \right], \\ U_{e3} &\simeq \frac{1}{\sqrt{2}} \frac{Y^* - Y}{X} \simeq \frac{i}{\sqrt{6}}(\epsilon_2^{ch} - \epsilon_1^{ch}), \\ U_{\mu 3} &\simeq -\frac{1}{\sqrt{2}} \left(1 + \frac{Y^*}{X} \right) \simeq -\frac{1}{\sqrt{2}} \left[1 - \frac{1}{6} \left\{ (\epsilon_2^{ch} + \epsilon_1^{ch}) - i\sqrt{3}(\epsilon_2^{ch} - \epsilon_1^{ch}) \right\} \right]. \end{aligned} \quad (21)$$

It is noticed that a new CP violating phase appears due to corrections of the vacuum alignment.

IV. NUMERICAL RESULTS

Let us present numerical results as for the deviation from the tri-bimaximal mixing. At first, we discuss the case $a \neq 0, b \neq c, e = f = 0$ in the neutrino mass matrix of Eq.(5) to see the effect of ϵ_1 , which denotes the deviation from $b = c$. In this case, we neglect the effect of $\epsilon_1^{ch}, \epsilon_2^{ch}$ in the charged lepton mass matrix, therefore, the charged lepton mass matrix is given as in Eq.(3).

Next, we discuss the case of $a \neq 0, b = c = 0, e \neq 0, f \neq 0$, in which $b = c$ is guaranteed by vanishing Yukawa couplings as to ξ' and ξ'' . This case leads to the normal mass hierarchy of neutrinos. We also discuss the case of the inverted mass hierarchy of neutrinos, which could be realized in the case of $a = 0, b = c, e \neq 0, f \neq 0$.

The effect of the correction in the charged lepton sector is also discussed in the last subsection.

A. $a \neq 0, b \neq c, e = f = 0$

The couplings ξ' and ξ'' generally lead to $b \neq c$ in the A_4 symmetry. Then, the neutrino mixing deviates from the tri-bimaximal mixing due to ϵ_1 . We suppose the vacuum alignment $v'_2 = v'_3 = 0$, that is $e = f = 0$ in order to see the effect of $b \neq c$ clearly. This case has been studied analytically by Ma at first [13]. Our numerical result is completely consistent with the results in Ref. [13].

As seen in Eq.(15), U_{e1} and U_{e2} are independent of ϵ_1 in the first order approximation. The effect of $\mathcal{O}(\epsilon_1^2)$ increases $\tan^2 \theta_{12}$ toward the larger value than the tri-maximal mixing 1/2. Taking the recent experimental data as input [17]:

$$\begin{aligned} \Delta m_{32}^2 &= (1.9 \sim 3.0) \times 10^{-3} \text{eV}^2, \quad \sin^2 2\theta_{23} > 0.92 \\ \Delta m_{21}^2 &= (8.0_{-0.3}^{+0.4}) \times 10^{-5} \text{eV}^2, \quad \sin^2 2\theta_{12} = 0.86_{-0.04}^{+0.03}, \end{aligned} \quad (22)$$

at 90%C.L., we plot the allowed region on $|U_{e3}| - \tan^2 \theta_{12}$ plane in Figure 1, where we take a, b, d and ϵ_1 as complex parameters. We also take the experimental upper bound

$$\sin^2 2\theta_{13} < 0.19. \quad (23)$$

The prediction of $\tan^2 \theta_{12}$ is almost at the high end of the experimental allowed region, while the experimental central value is $\tan^2 \theta_{12} = 0.45$. If we take $\tan^2 \theta_{12} = 0.502$ as the upper bound, we get the bound of $|U_{e3}| \leq 0.05$, where $|\epsilon_1|$ is smaller than 0.35. Therefore, the relation $b = c$ should be satisfied at the 35% level. Therefore, it is preferred to decouple ξ' and ξ'' in the Lagrangian of Eq.(1), that is $b = c = 0$.

It may be noticed that direct corrections to neutrino masses induce small values of b and c even if ξ' and ξ'' are decoupled in the Yukawa couplings. Since these corrections on neutrino masses and mixing angles are not leading ones, we neglect them hereafter.

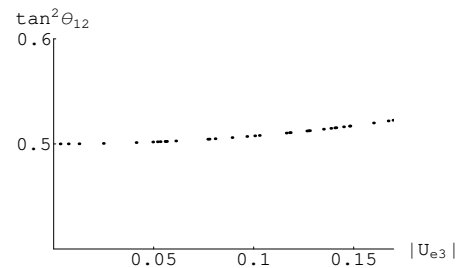


FIG. 1: The allowed region on $|U_{e3}| - \tan^2 \theta_{12}$ plane in the case of non-zero ϵ_1 .

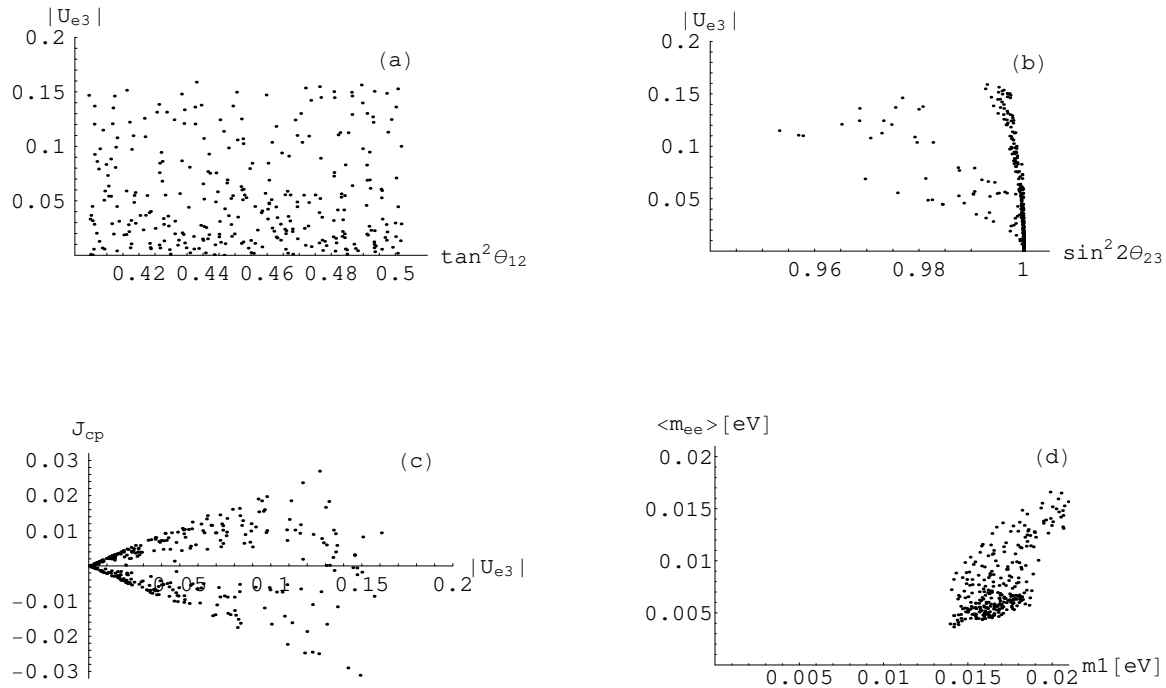


FIG. 2: The allowed region on (a) $\tan^2 \theta_{12} - |U_{e3}|$, (b) $\sin^2 2\theta_{23} - |U_{e3}|$, (c) $|U_{e3}| - J_{CP}$, and (d) $m_1 - \langle m_{ee} \rangle$ planes in the case of the normal mass hierarchy of neutrinos with non-zero ϵ_2 and ϵ_3 .

B. $a \neq 0, b = c = 0, e \neq 0, f \neq 0$

Let us consider the simple case of $b = c = 0$. Since the tri-bimaximal mixing with the relevant neutrino mass spectrum is realized at the limit of $\epsilon_2 = \epsilon_3 = 0$ [12], evolutions of the non-zero ϵ_2 and ϵ_3 lead to the deviation from the tri-bimaximal mixing.

The ϵ_2 and ϵ_3 are expected to be real if we suppose the vacuum expectation values (v'_1, v'_2, v'_3) to be real. Since a is taken to be real in general, we have a phase ϕ_d in addition to the A_4 phase ω . Then we take following parameters:

$$a, \quad d = |d| e^{i\phi_d}, \quad \epsilon_2, \quad \epsilon_3, \quad (24)$$

where a, ϵ_2 and ϵ_3 denote real ones [19]. In the case of $\epsilon_2 = \epsilon_3 = 0$, parameters $a, |d|, \phi_d$ are given in terms of Δm_{atm}^2 and Δm_{sol}^2 as shown in Appendix.

As seen in Eq.(15), we have an approximate relation

$$U_{\mu 3} \simeq -\frac{1}{\sqrt{2}} - U_{e3}. \quad (25)$$

It is not easily to test this relation in the future experiments unless the phase of U_{e3} is known.

It is noticed in Eq.(14) with $b = 0$ that one gets the neutrino mass spectrum with the normal mass hierarchy, but cannot get the inverted one [12]. We show the numerical results in Figure 2 and Table I. As seen in Fig.2(a), plots on $\tan^2 \theta_{12} - |U_{e3}|$ plane cover all experimental allowed region. Therefore, there is no prediction in this case. On the other hand, plots on $\sin^2 2\theta_{23} - |U_{e3}|$ plane in Fig.2(b) indicate the correlation between $\sin^2 2\theta_{23}$ and $|U_{e3}|$. One expects $\sin^2 2\theta_{23} \geq 0.98$ if $|U_{e3}| \leq 0.05$ will be confirmed in the future experiments. In the case of $|U_{e3}| \leq 0.01$, θ_{23} deviates scarcely from the maximal mixing while θ_{12} could deviate considerably from the tri-maximal mixing.

We plot allowed region J_{CP} , which is the Jarlskog invariant [18] in Fig.2(c). Since the CP violation comes from phases of ω and ϕ_d , the predicted region is rather wide even if $|U_{e3}|$ is fixed. The predicted absolute value reaches 0.03.

In Fig.2(d), we show the predicted effective Majorana neutrino mass $\langle m_{ee} \rangle$, which is related with the neutrinoless double beta decay rate,

$$\langle m_{ee} \rangle = |M_\nu^f[1, 1]| = \left| m_1 c_{12}^2 c_{13}^2 e^{i\rho} + m_2 s_{12}^2 c_{13}^2 e^{i\sigma} + m_3 s_{13}^2 e^{-2i\delta_D} \right|, \quad (26)$$

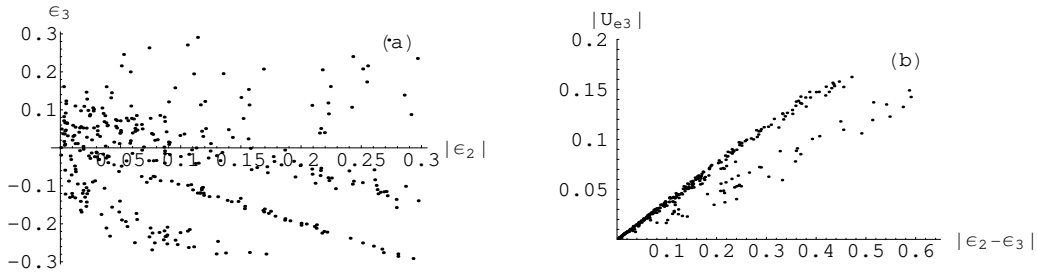


FIG. 3: The allowed region on (a) $|\epsilon_2| - \epsilon_3$ and (b) $|\epsilon_2 - \epsilon_3| - |U_{e3}|$ planes.

TABLE I: Predictions in subsections B and C

	$b = c = 0$, Normal.	$a = 0$, Inverted.
$\tan^2 \theta_{12}$	$0.404 \sim 0.502$	$0.443 \sim 0.502$
$\sin^2 2\theta_{23}$	$0.95 \sim 1$	$0.99 \sim 1$
$ J_{CP} $	≤ 0.031	≤ 0.023
$\langle m_{ee} \rangle$	≥ 3.5 meV	$14 \sim 22$ meV
$ U_{e3} $	≤ 0.16	≤ 0.10

where c_{ij} and s_{ij} denote $\cos \theta_{ij}$ and $\sin \theta_{ij}$, respectively, δ_D is a so called the Dirac phase, and ρ, σ are the Majorana phases. As seen in Fig.2(d), $\langle m_{ee} \rangle \geq 3.5$ meV is predicted. The magnitude increases proportional to the value of m_1 in the case of the normal mass hierarchy of neutrinos. The large value 20 meV is expected for rather degenerate neutrino masses.

It may be useful to comment on the allowed values of ϵ_2 and ϵ_3 . We show the allowed region on $|\epsilon_2| - \epsilon_3$ plane and $|\epsilon_2 - \epsilon_3| - |U_{e3}|$ plane in Figure 3. Both ϵ_2 and ϵ_3 are varied in the restricted region $-0.3 \sim 0.3$ as seen in Fig.3(a). It is found in Fig.3(b) that $|U_{e3}|$ is approximately proportional to the magnitude of $\epsilon_2 - \epsilon_3$. Since $|\epsilon_2|$ and $|\epsilon_3|$ are cut at 0.3 by hand, $|U_{e3}|$ is bounded by 0.16.

We also present the phase of U_{e3} , which is shown in Figure 4. The phase of U_{e3} is predicted around 90° , which is almost independent of $|U_{e3}|$. Therefore, $\sin^2 2\theta_{23}$ deviates at most in a few percent from the maximal mixing as seen in Eq.(25).

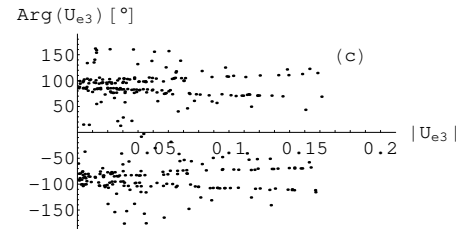


FIG. 4: The predicted phase of U_{e3} versus $|U_{e3}|$ in the case of non-zero ϵ_2 and ϵ_3 . The phase is predicted around 90° .

C. Inverted mass hierarchy

In this subsection, we discuss the case of the inverted mass hierarchy, which was presented in the case of $a = 0$, $b = c \neq 0$ [12]. In this case, $b = c$ may be accidental because the A_4 symmetry does not guarantee this relation. Therefore, we discuss this case only in phenomenological interest of the inverted neutrino mass hierarchy. We take following parameters:

$$b = c, \quad d = |d| e^{i\phi_d}, \quad \epsilon_2, \quad \epsilon_3, \quad (27)$$

where b, c, ϵ_2 and ϵ_3 denote real ones. In the case of $\epsilon_2 = \epsilon_3 = 0$, parameters $b, |d|, \phi_d$ are given in terms of Δm_{atm}^2 and Δm_{sol}^2 as shown in Appendix.

We show the numerical results in Figure 5 and Table I. As $|U_{e3}|$ increases, the deviation from $\tan^2 \theta_{12} = 1/2$ can be larger, while $\sin^2 2\theta_{23} \geq 0.99$ is obtained. As seen in Fig.5(b), the allowed region on $\sin^2 2\theta_{23} - \tan^2 \theta_{12}$ plane is restricted close to the tri-bimaximal mixing. It is noticed that $|U_{e3}|$ is smaller than 0.10.

We also plot allowed region J_{CP} in Fig.5(c). It is remarkable that $|J_{CP}|$ is almost determined if $|U_{e3}|$ is fixed. This fact means that the inverted mass hierarchy is realized in the restricted value of ϕ_d .

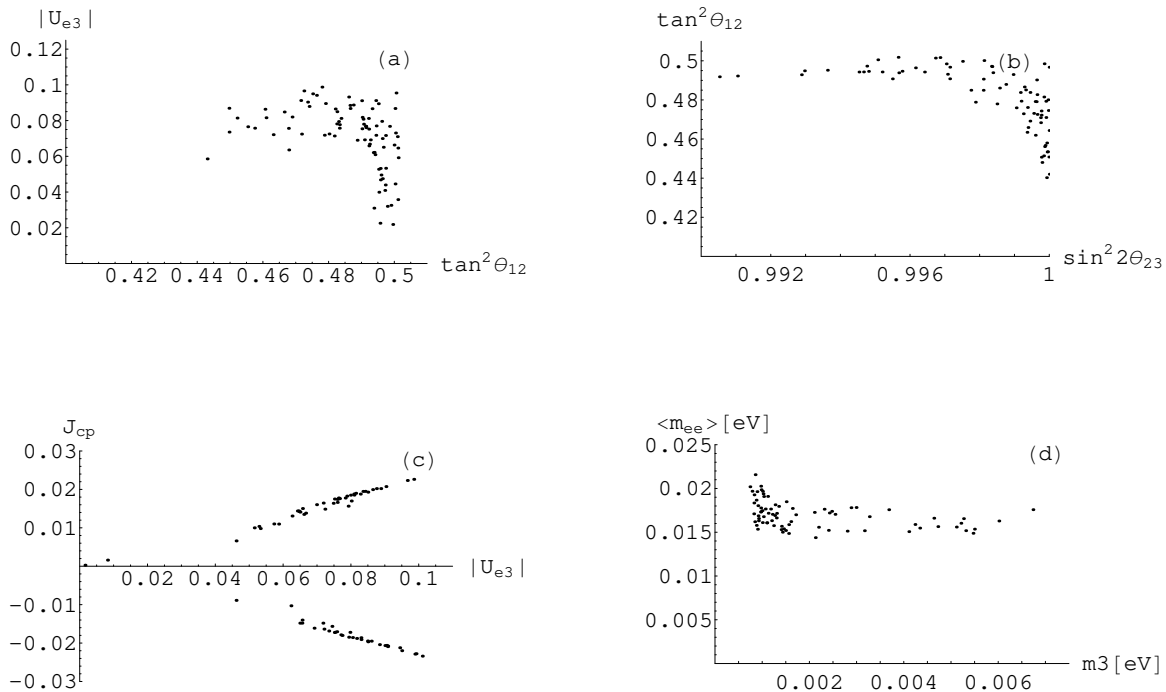


FIG. 5: The allowed region on (a) $\tan^2 \theta_{12} - |U_{e3}|$, (b) $\sin^2 2\theta_{23} - \tan^2 \theta_{12}$, (c) $|U_{e3}| - J_{CP}$, and (d) $m_3 - \langle m_{ee} \rangle$ planes in the case of the inverted mass hierarchy of neutrinos.

The effective Majorana neutrino mass is predicted to be a rather narrow range $\langle m_{ee} \rangle = 14 \sim 22$ meV as seen in Fig.5(d). Therefore, one may expect that the neutrinoless double beta decay will be observed in the future experiments.

D. The effect of the charged lepton

In this subsection, we discuss the effect of the charged lepton mass matrix. If the vacuum alignment $\langle \varphi \rangle = (v, v, v)$ is sizeably corrected through higher dimensional operators, we cannot neglect the contribution from the charged lepton mass matrix to predict the deviation from the tri-bimaximal mixing. In order to examine the effect of correction parameters ϵ_1^{ch} , ϵ_2^{ch} in Eq.(16) clearly, we take $b = c = 0$ and $e = f = 0$ with the normal mass hierarchy of neutrinos at first step.

We show numerical results in Figure 6 and Table II. As seen in Fig.6(a), plots on $\tan^2 \theta_{12} - |U_{e3}|$ plane cover all experimental allowed region. On the other hand, plots on $\sin^2 2\theta_{23} - \tan^2 \theta_{12}$ plane in Fig.6(b) indicate $\sin^2 2\theta_{23} \geq 0.99$ while θ_{12} can deviate from the tri-maximal mixing considerably.

We also plot allowed region J_{CP} in Fig.6(c). Since the CP violation is only due to ω , $|J_{CP}|$ is clearly determined if $|U_{e3}|$ is fixed. The predicted effective Majorana neutrino mass is $\langle m_{ee} \rangle \geq 2.3$ meV as seen in Fig.6(d).

In order to see values of ϵ_1^{ch} and ϵ_2^{ch} , we plot allowed regions on $\epsilon_1^{ch} - \epsilon_2^{ch}$ and $|U_{e3}| - |\epsilon_1^{ch} - \epsilon_2^{ch}|$ planes. As seen in Fig.7(a), the relative sign of ϵ_1^{ch} and ϵ_2^{ch} is almost opposite, and these magnitudes are at most 0.3. Furthermore, it is found that $|U_{e3}|$ is proportional to the magnitude of $\epsilon_1^{ch} - \epsilon_2^{ch}$ as seen in Fig.7(b).

We also examine the case of $a = 0$, $b = c \neq 0$ and $e = f = 0$ with the inverted hierarchy of neutrino masses. The numerical result is not so changed in the above case as summarized in Table II.

At the next step, we present the numerical result in the case that both charged lepton and the neutrino mass matrices contribute to the deviation from the tri-bimaximal mixing. Taking $|\epsilon_1^{ch}| \leq 0.05$, $|\epsilon_2^{ch}| \leq 0.05$, $|\epsilon_2| \leq 0.05$, and $|\epsilon_3| \leq 0.05$, which guarantees that corrections of higher-dimensional operators do not spoil the leading order picture as discussed in the previous work [15], we predict the following values for the normal neutrino mass hierarchy:

$$\begin{aligned} \tan^2 \theta_{12} &= 0.404 \sim 0.502, & \sin^2 2\theta_{23} &= 0.997 \sim 1, & |U_{e3}| &\leq 0.047, \\ |J_{CP}| &\leq 0.011, & \langle m_{ee} \rangle &\geq 4.2 \text{ meV}. \end{aligned} \quad (28)$$

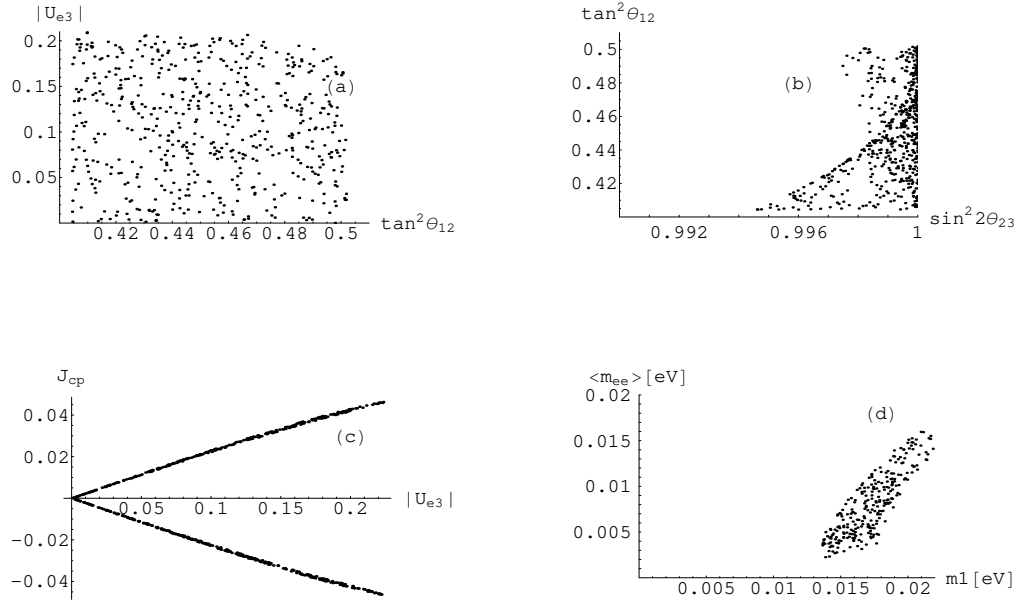


FIG. 6: The allowed region on (a) $\tan^2 \theta_{12} - |U_{e3}|$, (b) $\sin^2 2\theta_{23} - \tan^2 \theta_{12}$, (c) $|U_{e3}| - J_{CP}$, and (d) $m_1 - \langle m_{ee} \rangle$ planes with non-zero $\epsilon_1^{ch}, \epsilon_2^{ch}$ in the charged lepton sector.

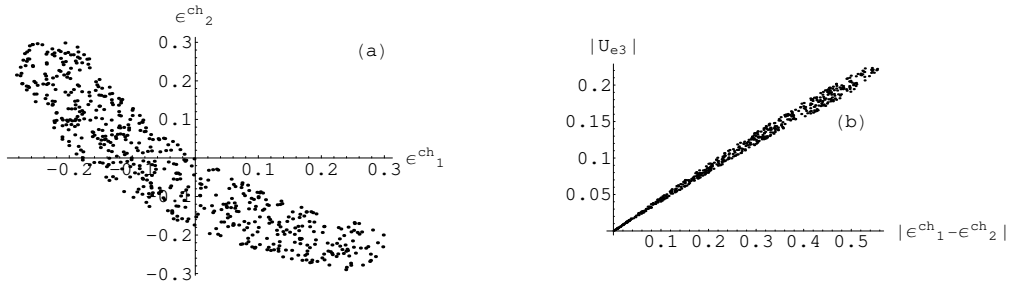


FIG. 7: The allowed region on (a) $\epsilon_1^{ch} - \epsilon_2^{ch}$ and (b) $|\epsilon_1^{ch} - \epsilon_2^{ch}| - |U_{e3}|$ planes.

These predicted mixing angles should be taken as a typical deviation from the tri-bimaximal mixing in the A_4 model.

TABLE II: Predictions in subsection D

	$b = 0$, Normal.	$a = 0$, Inverted.
$\tan^2 \theta_{12}$	0.404 \sim 0.502	0.404 \sim 0.502
$\sin^2 2\theta_{23}$	0.994 \sim 1	0.995 \sim 1
$ J_{CP} $	≤ 0.046	≤ 0.046
$\langle m_{ee} \rangle$	≥ 2.3 meV	14 \sim 22 meV
$ U_{e3} $	≤ 0.22	≤ 0.22

V. SUMMARY

We have examined the deviation from the tri-bimaximal mixing of the neutrino flavors in the framework of the A_4 model. Taking account corrections of the vacuum alignment of flavon fields, the deviation from the tri-bimaximal mixing are estimated quantitatively.

In the case of the normal mass hierarchy of neutrinos, there is the correlation between $\sin^2 2\theta_{23}$ and $|U_{e3}|$. We expect $\sin^2 2\theta_{23} \geq 0.98$ if $|U_{e3}| \leq 0.05$ will be confirmed in the future experiments. If the stronger bound $|U_{e3}| \leq 0.01$ will be obtained in the future, θ_{23} is expected to be almost maximal mixing while θ_{12} could be deviated considerably from the tri-maximal mixing.

In the case of the inverted mass hierarchy of neutrinos, the deviation from $\tan^2 \theta_{12} = 1/2$ becomes larger as $|U_{e3}|$ increases. The allowed region on $\sin^2 2\theta_{23} - \tan^2 \theta_{12}$ plane is restricted close to the tri-bimaximal mixing. It is remarkable that $|J_{CP}|$ is almost determined if $|U_{e3}|$ is fixed. Moreover, the neutrinoless double beta decay is expected to be observed in the future experiments because the predicted effective Majorana neutrino mass is $\langle m_{ee} \rangle = 14 \sim 22$ meV.

The deviation through the charged lepton sector is also examined. If parameters are constrained such as $|\epsilon_1^{ch}| \leq 0.05$, $|\epsilon_2^{ch}| \leq 0.05$, $|\epsilon_2| \leq 0.05$, and $|\epsilon_3| \leq 0.05$, $\tan^2 \theta_{12}$ can deviate considerably from the tri-maximal mixing $1/2$ while $\sin^2 2\theta_{23} \geq 0.997$ and $|U_{e3}| \leq 0.047$ are obtained. These values indicate a typical deviation from the tri-bimaximal mixing in the A_4 model.

The precision measurements of the deviation from the tri-bimaximal mixing of the neutrino flavors provide a crucial test of the A_4 flavor symmetry with the vacuum alignment of flavon fields.

Acknowledgments

The work of M.T. has been supported by the Grant-in-Aid for Science Research of the Ministry of Education, Science, and Culture of Japan Nos. 17540243 and 19034002.

Appendix

In this appendix, we show relations among mass eigenvalues and parameters at the limit of the tri-bimaximal mixing.

In the case of $b = c = 0$ with the normal hierarchy, mass eigenvalues m_i^0 are given as

$$m_1^0 = a + |d|e^{i\phi_d}, \quad m_2^0 = a, \quad m_3^0 = -a + |d|e^{i\phi_d}, \quad (29)$$

where a is taken to be real. Then, we have

$$\Delta m_{\text{atm}}^2 \equiv |m_3^0|^2 - |m_1^0|^2 = -4a|d| \cos \phi_d, \quad \Delta m_{\text{sol}}^2 \equiv |m_2^0|^2 - |m_1^0|^2 = \frac{1}{2}\Delta m_{\text{atm}}^2 - |d|^2, \quad (30)$$

which give

$$a = -\frac{\Delta m_{\text{atm}}^2}{4|d| \cos \phi_d}, \quad |d| = \sqrt{\frac{1}{2}\Delta m_{\text{atm}}^2 - \Delta m_{\text{sol}}^2}. \quad (31)$$

In the case of $a = 0$ and $b = c \neq 0$ with the inverted hierarchy, mass eigenvalues m_i^0 are given as

$$m_1^0 = -b + |d|e^{i\phi_d}, \quad m_2^0 = 2b, \quad m_3^0 = b + |d|e^{i\phi_d}, \quad (32)$$

where b is taken to be real. Then, we have

$$\Delta m_{\text{atm}}^2 \equiv |m_1^0|^2 - |m_3^0|^2 = -4b|d| \cos \phi_d, \quad \Delta m_{\text{sol}}^2 \equiv |m_2^0|^2 - |m_1^0|^2 = 3b^2 + 2b|d| \cos \phi_d - |d|^2, \quad (33)$$

which gives

$$b = -\frac{\Delta m_{\text{atm}}^2}{4|d| \cos \phi_d}, \quad (34)$$

$$|d|^2 = -\frac{\Delta m_{\text{atm}}^2}{4} - \frac{\Delta m_{\text{sol}}^2}{2} + \frac{1}{4}\sqrt{\left(1 + \frac{3}{\cos^2 \phi_d}\right)\Delta m_{\text{atm}}^4 + 4\Delta m_{\text{atm}}^2\Delta m_{\text{sol}}^2 + 4\Delta m_{\text{sol}}^4}. \quad (35)$$

-
- [1] M. Maltoni, T. Schwetz, M. Tortola, and J.W.F. Valle, *New J. Phys.* **6**, 122 (2004).
- [2] G.L. Fogli, E. Lisi, A. Marrone, and A. Palazzo, *Prog. Part. Nucl. Phys.* **57**, 742 (2006).
- [3] P.F. Harrison, D.H. Perkins, and W.G. Scott, *Phys. Lett. B* **530**, 167 (2002);
P.F. Harrison and W.G. Scott, *Phys. Lett. B* **535**, 163 (2002).
- [4] S. Pakvasa and H. Sugawara, *Phys. Lett. B* **73**, 61 (1978);
D. Wyler, *Phys. Rev. D* **19**, 330 (1979);
L.J. Hall, and H. Murayama, *Phys. Rev. Lett.* **75**, 3985 (1995);
R. Dermisek and S. Raby, *Phys. Rev. D* **62**, 015007 (2000) ;
R.N. Mohapatra, A. Perez-Lorenzana, and C.A. de Sousa Pires, *Phys. Lett. B* **474**, 355 (2000);
J. Kubo, A. Mondragon, M. Mondragon, and E. Rodriguez-Jauregui, *Prog. Theor. Phys.* **109**, 795 (2003), [Erratum-ibid. **114**, 287 (2005)];
T. Kobayashi, J. Kubo, and H. Terao, *Phys. Lett. B* **568**, 83 (2003);
P.F. Harrison and W.G. Scott, *Phys. Lett. B* **557**, 76 (2003);
J. Kubo, H. Okada, and F. Sakamaki, *Phys. Rev. D* **70**, 036007 (2004);
S.-L. Chen, M. Frigerio, and E. Ma, *Phys. Rev. D* **70**, 073008 (2004); [Erratum-ibid. *D* **70**, 079905 (2004)];
W. Grimus and L. Lavoura, *JHEP* **0508**, 013 (2005);
Y. Koide, *Phys. Rev. D* **73**, 057901 (2006);
R.N. Mohapatra, S. Nasri, and Hai-Bo, *Phys. Lett.* **B639**, 318 (2006);
N. Haba and K. Yoshioka, *Nucl. Phys. B* **739**, 254 (2006);
S. Kaneko, H. Sawanaka, T. Shingai, M. Tanimoto, and K. Yoshioka, *Prog. Theor. Phys.* **117**, 161 (2007).
- [5] Y. Yamanaka, H. Sugawara, and S. Pakvasa, *Phys. Rev. D* **25**, 1895 (1982); [Erratum-ibid. *D* **29**, 2135 (1984)];
C. Hagedorn, M. Lindner, and R. N. Mohapatra, *JHEP* **0606**, 042 (2006).
- [6] W. Grimus and L. Lavoura, *Phys. Lett. B* **572**, 189 (2003);
W. Grimus, A. S. Joshipura, S. Kaneko, L. Lavoura, and M. Tanimoto, *JHEP* **0407**, 078 (2004);
W. Grimus, A. S. Joshipura, S. Kaneko, L. Lavoura, H. Sawanaka, and M. Tanimoto, *Nucl. Phys. B* **713**, 151 (2005);
P. Ko, T. Kobayashi, J. Park, and S. Raby, hep-ph/0704.2807;
A. Blum, C. Hagedorn, and M. Lindner, hep-ph/0709.3450.
- [7] K.S. Babu and J. Kubo, *Phys. Rev. D* **71**, 056006 (2005);
Y. Kajiyama, E. Itou and J. Kubo, *Nucl. Phys. B* **743**, 74 (2006).
- [8] M. Frigerio, S. Kaneko, E. Ma, and M. Tanimoto, *Phys. Rev. D* **71**, 011901 (2005).
- [9] E. Derman and H.S. Tsao, *Phys. Rev. D* **20**, 1207 (1979);
D. Chang, W.Y. Keung, and G. Senjanovic, *Phys. Rev. D* **42**, 1599 (1990);
D.B. Kaplan and M. Schmaltz, *Phys. Rev. D* **49**, 3741 (1994);
P.H. Frampton and T.W. Kephart, *Int. J. Mod. Phys. A* **10**, 4689 (1995);
A. Aranda, C.D. Carone, and R.F. Lebed, *Phys. Lett. B* **474**, 170 (2000);
N. Haba, A. Watanabe, and K. Yoshioka, *Phys. Rev. Lett.* **97**, 041601 (2006);
C. Hagedorn, M. Lindner, and F. Plentinger, *Phys. Rev. D* **74**, 025007 (2006);
F. Feruglio and Y. Lin, hep-ph/0712.1528;
P. H. Frampton and T. W. Kephart, *Int. J. Mod. Phys. A* **10**, 4689 (1995);
A. Aranda, C.D. Carone, and R.F. Lebed, *Int. J. Mod. Phys. A* **16S1C**, 896 (2001); *Phys. Rev. D* **62**, 016009 (2000);
Phys. Lett. B **474**, 170 (2000);
P. H. Frampton and T. W. Kephart, *JHEP* **0709**, 110 (2007);
P. D. Carr and P. H. Frampton, hep-ph/0701034;
H. Frampton and S. Matsuzaki, hep-ph/0712.1544; hep-ph/0710.5928;
I. de Medeiros Varzielas, S.F. King, and G.G. Ross, *Phys. Lett. B* **648**, 201 (2007);
M-C. Chen and K.T. Mahanthappa, *Phys. Lett. B* **652**, 34 (2007);
C. Luhn, S. Nasri, and P. Ramond, *Phys. Lett. B* **652**, 27 (2007).
- [10] E. Ma and G. Rajasekaran, *Phys. Rev. D* **64**, 113012 (2001);
E. Ma, *Mod. Phys. Lett. A* **17**, 2361 (2002);
K.S. Babu, E. Ma, and J.W.F. Valle, *Phys. Lett. B* **552**, 207 (2003).
- [11] M. Hirsch, J.C. Romao, S. Skadhauge, J.W.F. Valle, and A. Villanova del Moral, *Phys. Rev. D* **69**, 093006 (2004);
A. Zee, *Phys. Lett. B* **630**, 58 (2005);
X.-G. He, Y.-Y. Keum, and R.R. Volkas, *JHEP* **0604**, 039 (2006);
E. Ma, H. Sawanaka, and M. Tanimoto, *Phys. Lett. B* **641**, 301 (2006);
S. F. King and M. Malinský, *Phys. Lett. B* **645**, 351 (2007);
G. Altarelli, F. Feruglio, and Yin Lin, *Nucl. Phys. B* **775**, 31 (2007);
M. Hirsch, A. S. Joshipura, S. Kaneko, and J.W.F. Valle, *Phys. Rev. Lett.* **99**, 151802 (2007);
F. Bazzocchi, S. Kaneko, and S. Morisi, hep-ph/0707.3032;
L. Lavoura and H. Kühböck, *Mod. Phys. Lett. A* **22**, 181 (2007); hep-ph/0711.0670;
B. Adhikary, B. Brahmachari, Ambar Ghosal, Ernest Ma, and M. K. Parida, *Phys. Lett. B* **638**, 345 (2006);
B. Adhikary and Ambar Ghosal, *Phys. Rev. D* **75**, 073020 (2007).

- [12] E. Ma, Phys. Rev. D **72**, 037301 (2005).
- [13] E. Ma, Phys. Rev. D **70**, 031901 (2004).
- [14] G. Altarelli and F. Feruglio, Nucl. Phys. B **720**, 64 (2005).
- [15] G. Altarelli and F. Feruglio, Nucl. Phys. B **741**, 215 (2006).
- [16] Z. Maki, M. Nakagawa, and S. Sakata, Prog. Theor. Phys. **28**, 870 (1962).
- [17] Particle Data Group, <http://pdg.lbl.gov/> (2007).
- [18] C. Jarlskog, Phys. Rev. Lett. **55**, 1039 (1985).
- [19] The specific case of $\epsilon_2 = -\epsilon_3$ was investigated by Ma [13]. However, $b = c \neq 0$ was assumed there, therefore, our numerical result does not include his one.