

Single Production of Fourth Family Quarks at the LHC

O. Çakır*

*Ankara University, Faculty of Sciences,
Department of Physics, 06100, Tandogan, Ankara, Turkey*

İ. T. Çakır†

*Ankara University, Faculty of Sciences,
Department of Physics, Tandogan, Ankara, Turkey*

H. Duran Yıldız‡

*Dumlupınar University, Faculty of Art and Sciences,
Department of Physics, Central Campus - Kütahya, Turkey*

R. Mehdiyev§

*University of Texas at Austin, Department of Physics,
Austin, Texas, Texas 78712-0264, USA and
on leave of absence from Institute of Physics,
Azerbaijan National Academy of Sciences, 370143, Baku, Azerbaijan*

Abstract

We study the single production of fourth family quarks through the process $pp \rightarrow Q'jX$ at the Large Hadron Collider (LHC). We have calculated the decay widths and branching ratios of the fourth family quarks (b' and t') in the mass range 300-800 GeV. The cross sections for the signal and background processes have been calculated in a Monte Carlo framework. It is shown that the LHC can discover single t' and b' quarks if the CKM matrix elements $|V_{t'q}|, |V_{qb'}| \gtrsim 0.01$.

*Electronic address: ocakir@science.ankara.edu.tr

†Electronic address: iturk@science.ankara.edu.tr

‡Electronic address: hyildiz@dumlupinar.edu.tr

§Electronic address: rmehdi@fnal.gov

I. INTRODUCTION

The Standard Model (SM) of the electroweak and color interactions does not predict the number of the fermion families. However, due to the limits coming from strong coupling in QCD, the number of quark flavors should be less than eighteen. The electroweak precision measurements done by LEP experiments imply that the number of the light neutrinos is equal to three [1]. The replications of three quark and lepton families remain mystery as part of the flavor problem. A possible fourth family can play a crucial role to understand the flavor structure of the standard theory. The experiments at Tevatron have already constrained the masses of fourth family quarks. The CDF has the strongest bound on the mass of t' quark as $m_{t'} > 258$ GeV at 95% CL [2]. This analysis applies to t' pair production independent of the CKM matrix elements $V_{t'q}$. In particular, CDF obtains a bound on the mass of b' quark $m_{b'} > 268$ GeV [3] taking $BR(b' \rightarrow bZ) = 1$. Recent reexamination of the bounds on the masses of the fourth family quarks assumes $m_{Q'} > 255$ GeV [4]. There exist some parameter space (mass-mixing angle) of the fourth family quarks which could be explored at future collider searches. The upcoming experiments at the Large Hadron Collider (LHC) are able to probe heavy quarks up to a heavier mass range accessible to future experiments. Recently, the pair production signals have been considered in Ref. [5] with a similar mass range what we consider here. Because of the uncertainties on the CKM matrix elements, there still remains an open door for the fourth family quarks and their mixings with the other three families. Recent electroweak precision S and T parameter analysis also supports to idea of the existence of the fourth family quarks [6].

A prediction for the fourth family fermion masses as well as the CKM mixings has been presented in [7, 8]. Pair production of the fourth SM family quarks has been studied at the LHC [9, 10]. Recently, an update has been made on the analysis of the signal and background for the pair production of fourth family quarks within the ATLAS detector [11].

In this paper, we study the single production (less studied compared to pair production) of the fourth family quarks through the process $pp \rightarrow b'(\bar{b}')jX$ and $pp \rightarrow t'(\bar{t}')jX$ at the LHC. We have calculated the cross sections of signals and corresponding backgrounds in the Monte Carlo (MC) framework. The decay widths and branching ratios of the fourth family quarks (b' and t') are calculated in the mass range 300-800 GeV. We analyze the potential of the LHC for probing the fourth family quarks providing three different parametrizations

of the CKM matrix elements $|V_{t'q}|, |V_{qb'}|$.

II. INTERACTION LAGRANGIAN WITH FOURTH FAMILY QUARKS

In the standard model of the electroweak interactions, quarks can couple to charged weak currents by the exchange of W^\pm boson and neutral weak currents by Z^0 boson. The left-handed (right-handed) quark fields transform as doublets (singlets) under the group $SU(2)$. We consider an enlarged framework of the SM to include fourth family quarks. The interaction of the fourth family quarks $Q'_i(t', b')$ and the quarks q_i via the SM gauge bosons (γ, g, Z^0, W^\pm) is given by

$$\begin{aligned}
L = & -g_e \sum_{Q'_i=b',t'} Q_{ei} \bar{Q}'_i \gamma^\mu Q'_i A_\mu \\
& -g_s \sum_{Q'_i=b',t'} \bar{Q}'_i T^a \gamma^\mu Q'_i G_\mu^a \\
& -\frac{g}{2\cos\theta_W} \sum_{Q'_i=b',t'} \bar{Q}'_i \gamma^\mu (g_V^i - g_A^i \gamma^5) Q'_i Z_\mu^0 \\
& -\frac{g}{2\sqrt{2}} \sum_{Q'_{j \neq i}=b',t'} V_{ij} \bar{Q}'_i \gamma^\mu (1 - \gamma^5) q_j W_\mu^\pm
\end{aligned} \tag{1}$$

where g_e, g are electro-weak coupling constants, and g_s is the QCD coupling constant. A_μ, G_μ, Z_μ^0 and W_μ^\pm are the vector fields for photon, gluon, Z^0 -boson and W^\pm -boson, respectively. Q_{ei} is the electric charge of fourth family quarks; T^a are the Gellman matrices. g_V and g_A are the vector and axial-vector type couplings of the neutral weak current. Finally, $V = Y^{u\dagger} Y^d$ (where $Y^{u,d}$ being the Yukawa couplings) is the corresponding 4×4 CKM matrix:

$$V = \begin{pmatrix} V_{ud} & V_{us} & V_{ub} & V_{ub'} \\ V_{cd} & V_{cs} & V_{cb} & V_{cb'} \\ V_{td} & V_{ts} & V_{tb} & V_{tb'} \\ V_{t'd} & V_{t's} & V_{t'b} & V_{t'b'} \end{pmatrix} \tag{2}$$

The constraint on the mixing between the quarks comes from the unitarity of the CKM matrix in the SM. These constraints appear to be well satisfied experimentally for the three-family case and the elements of the 3×3 sub-matrix are well tested by various processes

[1]. The elements in the fourth row and column are constrained by flavor physics, and the flavor changing neutral current (FCNC) effects are suppressed by Glashow-Iliopoulos-Maiani (GIM) mechanism. A 4×4 quark mixing matrix V satisfy the unitarity conditions

$$\sum_{\alpha=1}^4 |V_{i\alpha}|^2 = \sum_{j=1}^4 |V_{j\beta}|^2 = 1 \quad (3)$$

for $i, j = u, c, t, t'$ and $\alpha, \beta = d, s, b, b'$. In addition to these constraints, if the following constraints are also satisfied

$$\sum_{\alpha=1}^4 V_{i\alpha} V_{j\alpha}^* = \sum_{j=1}^4 V_{j\alpha} V_{j\beta}^* = 0 \quad (4)$$

for all indices ($i \neq j$ in the first sum and $\alpha \neq \beta$ in the second sum) the triangles will have the same areas. First, second and third rows of the matrix V with the measurement from currently available experiments can be calculated as $|V_{ub'}|^2 = 0.0008 \pm 0.0011$, $|V_{cb'}|^2 = 0.0295 \pm 0.1780$ and $|V_{tb'}|^2 = 0.4054 \pm 0.3696$. For the first three columns we calculate $|V_{t'd}|^2 = -0.001 \pm 0.005$, $|V_{t's}|^2 = 0.0315 \pm 0.1780$ and $|V_{t'b}|^2 = 0.4053 \pm 0.3696$. The mixing between the third and fourth family is less constrained. A lower limit can be obtained from the single production of top quarks, such as $|V_{tb}| > 0.68$ at 95% C.L. [12]. If there is a mass degeneracy between b' and t' quarks, the two body decay occurs mostly into third generation quarks via charged currents.

III. PRODUCTION CROSS SECTION

The fourth family quarks b' and t' can be produced singly at the LHC. There are relevant processes $q\bar{q} \rightarrow Q'\bar{q}'$, $qq' \rightarrow Q'q''$ and $q\bar{q}' \rightarrow Q'\bar{q}''$ for the single production as shown in Fig. 1. As can be seen from Eq. (1) and Fig. 1 the single production cross section strongly depends on the CKM elements $V_{qb'}$ or $V_{t'q}$. The cross sections for the subprocesses in Fig. 1 are summed to make "Q' + jet" analysis in the final state. The total cross section for the process $pp \rightarrow Q'jX$ is expressed by

$$\sigma = \sum_{i,j} \int_{y_{min}}^1 dy \int_y^1 \frac{dx}{x} f_{q_i/p}(x, Q^2) f_{q_j/p}(y/x, Q^2) \hat{\sigma}(ys) \quad (5)$$

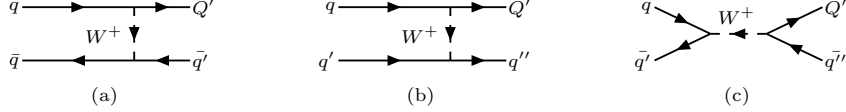


Figure 1: The diagrams for single production of fourth family quarks.

where the lower limit of the first integral is chosen as $y_{min} = m_{Q'}^2/s$. The parton distribution function (PDF) $f_{q/p}(x, Q^2)$ is taken from the CTEQ6M [13] with $Q^2 = m_{Q'}^2$ for the signal and $Q^2 = \hat{s}$ for the background. In order to compare the magnitude of single production cross section with the pair production we plot Fig. 2 depending on the mass of fourth family quarks. The pair production of fourth family quarks at the LHC is mainly due to gluon-gluon fusion and quark-antiquark annihilation processes [11]. In addition, there is also a contribution from the W -boson exchange in the t -channel when the CKM matrix elements $V_{t'q}, V_{qb'}$ are taken large, in which the relevant diagrams are shown in Fig. 3. We use three parametrizations called PI, PII and PIII for the CKM elements corresponding to $V_{Q'i} = V_{iQ'} = 0.01$, $V_{Q'i} = V_{iQ'} = 0.05$ and $V_{ub'} = 0.044$, $V_{cb'} = 0.46$, $V_{td} = 0.063$, $V_{ts} = 0.46$, $V_{tb} = 0.47$, respectively. The reason for choosing these options is that only the upper limits on the CKM elements could be well predicted from the current experimental data, and they can be relaxed as 1σ over the average values. For a parametrization with equal strength $V_{iQ'} = V_{Q'i}$, single production cross section becomes comparable to the pair production cross section for the value of CKM matrix elements $V_{t'q}, V_{qb'} = 0.25 - 0.04$ in the mass range $m_{Q'} = 300 - 800$ GeV, as shown in Fig. 2. The cross section for single t' and b' production is almost the same for the parametrization PI and PII in the interested mass range.

The decay channels of fourth family quarks are strongly related to the non-diagonal matrix elements $V_{t'q}, V_{qb'}$ and the diagonal $V_{t'b'}$. The production cross section depending on the mass of fourth family quarks is given in Table I for the parametrizations PI-PIII. These values are obtained by using CalcHEP program [14]. In the first and second parametrizations the cross-sections are low as expected from the fact that single production cross section simply scales with $|V_{t'q}|^2$ and $|V_{qb'}|^2$. All the related vertices are implemented into the program and the model files can be found at [15]. In order to compare the range of the error in cross sections coming from the source of parton distributions CTEQ6L and CTEQ6M at $Q^2 = m_{Q'}^2$, we present the total cross section in Table II for single and pair production of fourth family

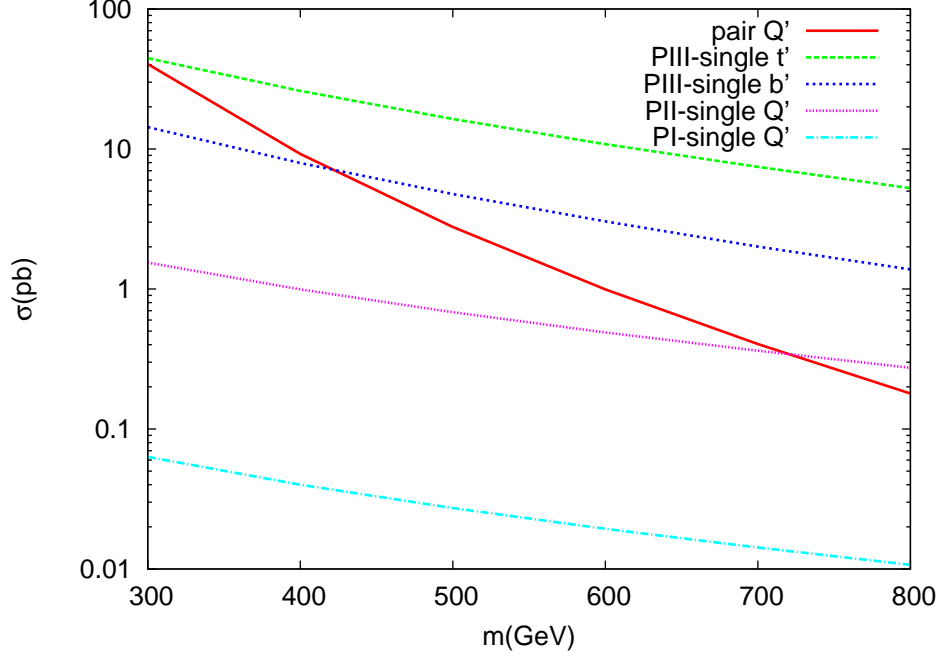


Figure 2: The cross sections for the single and pair production of b' and t' quarks at LHC for different parametrizations of the CKM matrix elements $V_{t'q}, V_{qb'}$.

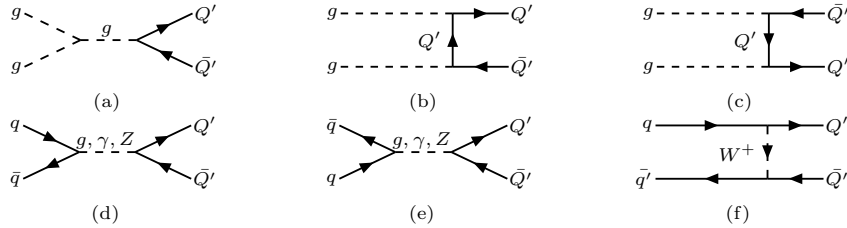


Figure 3: The diagrams for the pair production of fourth family quarks through gluon-gluon fusion and quark anti-quark annihilation processes.

quarks at the LHC. As can be seen from this table the relative difference in pair production is higher than in the single production mechanism. The single production cross sections differ by about 10% at $m_{Q'} = 300$ GeV for two options of CTEQ distribution, while pair production differs at most $\sim 18\%$. For higher mass values the difference between the two choices gets smaller. The ratios $\sigma(pp \rightarrow t'jX)/\sigma(pp \rightarrow tjX)$ and $\sigma(pp \rightarrow t'\bar{t}'X)/\sigma(pp \rightarrow t\bar{t}X)$ can also be used to reduce the uncertainties from the PDFs. The cross sections for the single and pair production of top quarks at the LHC are: 140.94 pb for single production and 492.36 pb for pair production when the CTEQ6L is used at the scale $Q^2 = m_t^2$.

Table I: The cross section in pb for the single production of fourth family quarks $b'(\bar{b}')$ and $t'(\bar{t}')$ at the LHC. The parametrization PI-PIII are explained in the text. The numbers in the paranthesis denote the antiparticle case. Here, we have used CTEQ6M at the scale $Q^2 = m_{Q'}^2$.

Process→	$pp \rightarrow b'(\bar{b}')jX$			$pp \rightarrow t'(\bar{t}')jX$		
Mass(GeV)	PI	PII	PIII	PI	PII	PIII
300	0.0617(0.0250)	1.54(0.626)	14.34(20.31)	0.0631(0.0234)	1.579(0.585)	44.56(25.70)
400	0.0398(0.0149)	0.995(0.372)	7.95(11.77)	0.0401(0.0134)	1.003(0.335)	26.06(14.44)
500	0.0273(0.0094)	0.683(0.236)	4.77(7.31)	0.0272(0.0082)	0.681(0.206)	16.36(8.75)
600	0.0196(0.0063)	0.489(0.157)	3.03(4.78)	0.0194(0.0053)	0.484(0.133)	10.82(5.59)
700	0.0145(0.0043)	0.361(0.109)	2.01(3.24)	0.0142(0.0036)	0.356(0.0897)	7.42(3.71)
800	0.0109(0.0031)	0.274(0.0772)	1.38(2.26)	0.0107(0.0025)	0.268(0.0621)	5.25(2.54)

Table II: The total cross section in pb for the pair production of fourth family quarks Q' at the LHC. The values are given for two options of the parton distribution function CTEQ6 with $Q^2 = m_{Q'}^2$.

$Q^2 = m_{Q'}^2$	$pp \rightarrow Q'jX(\text{PI})$		$pp \rightarrow Q'\bar{Q}'X(\text{PI})$	
Mass(GeV)	CTEQ6L	CTEQ6M	CTEQ6L	CTEQ6M
300	0.056	0.062	34.34	40.36
400	0.036	0.040	7.63	9.21
500	0.025	0.027	2.27	2.77
600	0.018	0.019	0.82	0.99
700	0.014	0.014	0.33	0.40
800	0.011	0.011	0.15	0.18

IV. DECAY WIDTHS AND BRANCHINGS

If $m_{t'} > m_{b'}$, then t' and b' quarks can decay as

$$\begin{aligned}
 t' &\rightarrow W^+b' \\
 &\rightarrow W^+b & b' &\rightarrow W^-t \\
 &\rightarrow W^+q(d,s) & &\rightarrow W^-q(u,c)
 \end{aligned} \tag{6}$$

If $m_{b'} > m_{t'}$, the b' and t' quarks can decay as

Table III: The branching ratio (%) for the b' decays according to the parametrization PIII. For the other parametrizations PI and PII the branchings change very small in the considered mass range.

Mass(GeV)	W^-u	W^-c	W^-t
300	0.5	56.3	43.2
400	0.5	50.2	49.3
500	0.5	50.3	49.2
600	0.5	48.9	50.6
700	0.5	48.8	50.7
800	0.4	48.8	50.8

$$\begin{aligned}
b' &\rightarrow W^-t' \\
&\rightarrow W^-t & t' &\rightarrow W^+b \\
&\rightarrow W^-q(u, c) & &\rightarrow W^+q(d, s)
\end{aligned} \tag{7}$$

In the first lines of the equations (6) and (7), two body decay $Q'_i \rightarrow Q'_j + W^\pm$ takes place with a virtual (real) W boson depending on the mass difference $|m_{\nu'} - m_{b'}| \lesssim (> 80)$ GeV. In the analysis, both two body decays and three body decays (via virtual $W^{\pm*}$ boson) are considered. Fourth family quarks will decay into third family quarks associated with a W^\pm boson as shown in the second line of the Eq. (6) and (7). Last lines of the above equations denote the fourth family quark decays into light jets.

The branching ratios for the b' decays according to the parametrization PIII are given in Table III. As can be seen from this table, the fractions are dominant for $b' \rightarrow W^-c$ and $b' \rightarrow W^-t$ channels. For the other parametrization, the branchings change slightly in the interested mass range, for example: $\text{BR}(b' \rightarrow W^-u(c)) = 36.6(33.4)\%$ and $\text{BR}(b' \rightarrow W^-t) = 26.9(33.3)\%$ at $m_{b'} = 300(800)$ GeV. Concerning the options PI and PII, the t' branchings $\text{BR}(t' \rightarrow W^+q) = 33.3\%$ remain the same for all channels in the considered mass range, while they are 51%(W^+b), 48%(W^+s) and 1%(W^+d) for the option PIII. In Table III the b' decay modes and fractions are displayed. We have used these modes of fractions in order to calculate statistical significances (SS) as explained in the next section.

In the case of mass degeneracy $m_{\nu'} = m_{b'}$ both t' and b' quarks decay into SM three family quarks with a charged current interaction. The total decay widths depending on the mass

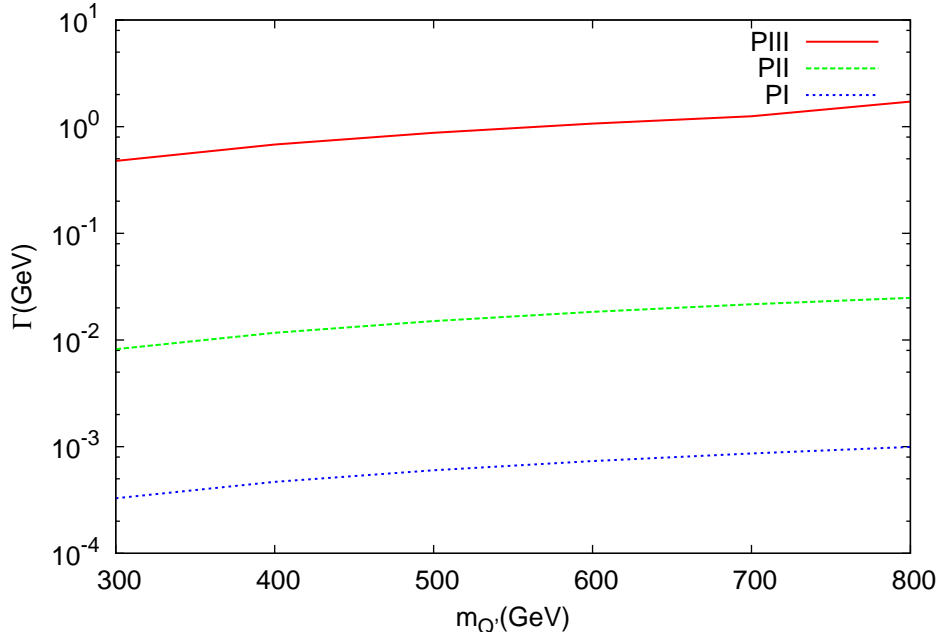


Figure 4: Decay width of fourth family quarks for the parametrization PI-PIII.

are given in Fig. 4 for three parametrization PI-PIII of the CKM matrix elements. The total widths are increasing smoothly with increasing masses. The option PIII has the highest total widths among the other options PI and PII. For example, at PIII with $m_{Q'} = 700$ GeV the decay width $\Gamma_{Q'} = 1.5$ GeV which is also comparable to that of the top quark.

V. SIGNAL AND BACKGROUND

The signal which we consider here for t' and b' single production include the decay chains $t' \rightarrow W^+b \rightarrow l^+\nu_l b$ (or $l^+\nu_l j$) and $b' \rightarrow W^-t \rightarrow l^-\bar{\nu}_l l^+\nu_l b$ (or $l^-\bar{\nu}_l l^+\nu_l j$), respectively. The anti-particle \bar{t}' decays similarly but with an opposite charged lepton in the final state. However, b' or \bar{b}' quarks decay eventually into two oppositely charged leptons, hence they should be taken into account together to enhance the statistics. Since a b -jet can be identified with a good efficiency, we consider b -jets in the final state. In our calculations we take into account leptonic decays of the W boson ($W \rightarrow l\nu_l$, where $l = e, \mu$). The corresponding backgrounds contain a charged lepton, b -jet and/or other jets and missing energy for the single t' production signal; two oppositely charged leptons, b -jet and/or other jets and missing energy for the single b' production signal. We calculate the cross sections for the

$W^\pm Z$, W^+W^- , ZZZ , ZZW^\pm , W^+W^-Z , $W^+W^-W^\pm$ and Wbj , Wtj backgrounds. These backgrounds are calculated by using CalcHEP with the PDF CTEQ6M at $Q^2 = \hat{s}$. The results are given in Table IV for the backgrounds including two or three weak bosons. These backgrounds give relatively small cross section when they are multiplied by the corresponding branching ratios for the interested channels. The backgrounds including Wbj and/or Wtj in the final state need to be studied in detail to see the signal over the background, while the others give relatively smaller cross sections. The background process $pp \rightarrow WbjX$ includes the single production of top quarks as well. By applying an invariant mass cut on the $m_{Wb} > 200$ GeV this background can be reduced. The transverse momentum distribution of the final jet for the background processes $pp \rightarrow WQjX$ is shown in Fig. 5. The p_T distributions of the jet for W^+bj and $W^-\bar{b}j$ backgrounds have similar shape, while it differs from the backgrounds $W^+\bar{t}j$ and W^-tj . In order to reduce the relevant backgrounds and preserve the signal, we applied the acceptance cuts $p_T^j > 20$ GeV for the final state jets. The invariant mass distribution m_{WQ} is given in Fig. 6. For the interested invariant mass range the backgrounds $W^+\bar{t}j$ and W^-tj contribute dominantly. We also apply an invariant mass cut as $|m_{t'} - m_{W+b}| < 10 - 20$ GeV depending on the t' mass, and similarly, $|m_{b'} - m_{W-t}| < 10 - 20$ GeV for the b' signal. In this case, we obtain a significant reduction on the cross section of the background as shown in Table V. The reconstructed invariant mass spectrum, m_{Wb} , for the t' signal (where $m_{t'} = 300$ GeV and 600 GeV) and the corresponding background are given in Fig. 7.

For single b' production, the main and most demanding background is W^-tj process. We applied two different sets of criteria to reduce this background. In the first set, the transverse momentum cut $p_T^j > 20$ GeV is applied. Applying the transverse momentum cut ($p_T^j > 50$ GeV) most of the soft jets can be rejected. The latter cut is more efficient than the first one, since with the former cut, some soft jets can still be found. Applying the strict cut ($p_T^j > 50$ GeV), reduction efficiency for the background W^-tj is high enough for the interested mass range to observe the b' signal over the background.

For the t' signal, we consider W^+Z , W^-Z , W^+W^- and W^+bj reducible backgrounds. These are all reducible backgrounds respect to the applied cuts. The background cross sections with respect to the applied cuts are displayed in Table V. Here, the most obstinate background is W^+bj , which has the cross section of 240 pb before the cuts. It decreases to a reasonable value when we apply the invariant mass and transverse momentum cuts. The

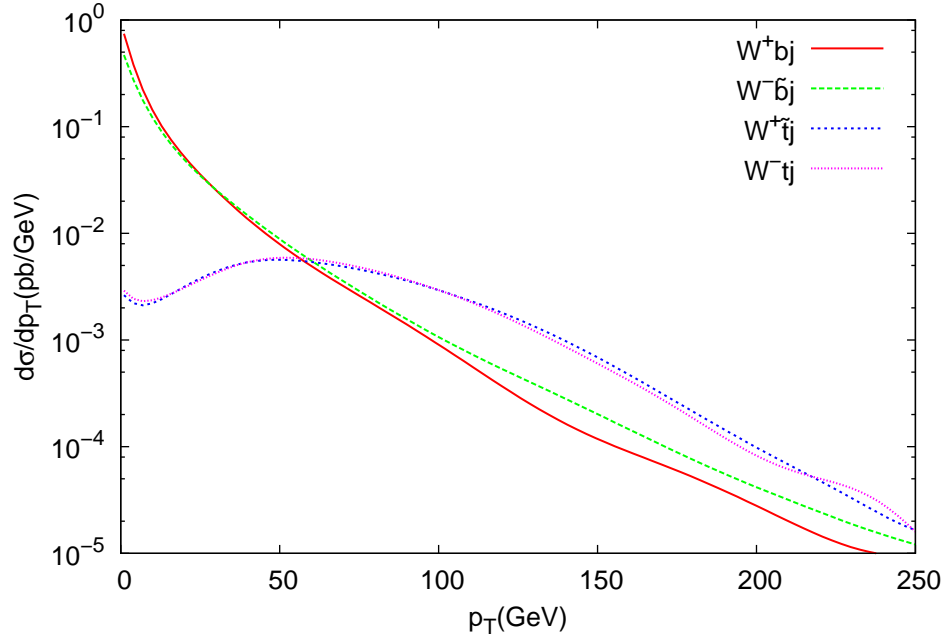


Figure 5: The differential cross section depending on the transverse momentum of final state jet. The solid line (red) and dashed line (green) correspond to W^+bj and $W^-\bar{b}j$ backgrounds, respectively; the dotted and dot-dashed lines refer to the backgrounds $W^+\bar{t}j$ and W^-tj , respectively.

Table IV: The cross-section in pb for the background relevant to the single b' (\bar{b}') and t' (\bar{t}') productions as discussed in the text. The results are given for the backgrounds including two and three weak bosons in the final state.

Background	$\sigma(pb)$
ZZZ	1.111×10^{-2}
ZZW^+	2.050×10^{-2}
ZZW^-	1.091×10^{-3}
$W^+W^-W^+$	8.826×10^{-2}
$W^+W^-W^-$	4.463×10^{-2}
W^+W^-Z	1.033×10^{-1}
W^+Z	1.868×10^1
W^-Z	1.169×10^1
W^+W^-	8.367×10^1

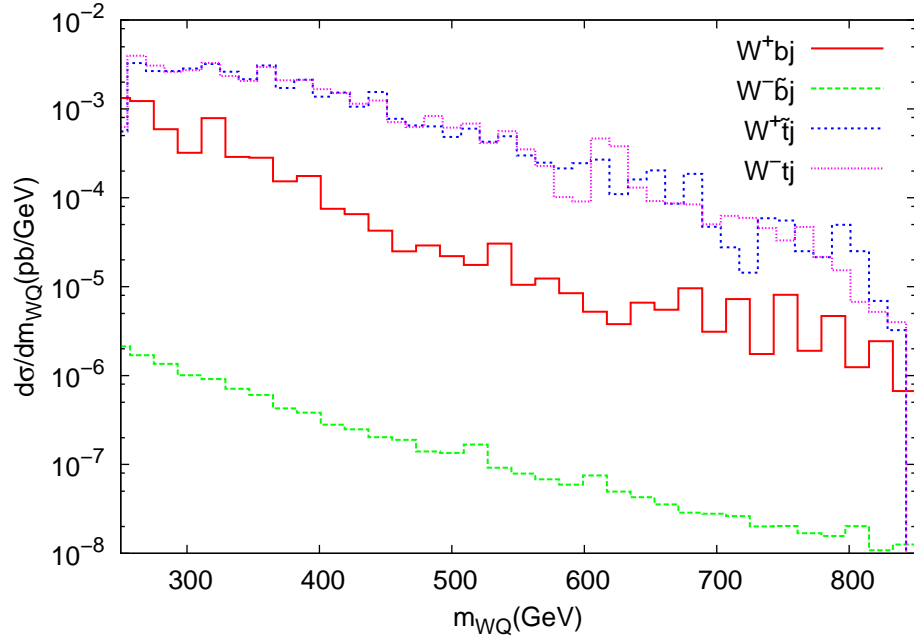


Figure 6: Invariant mass distributions for $W^\pm Q$ final state, the solid (red) and dashed (green) lines correspond to W^+bj and $W^-\bar{b}j$ backgrounds, while dotted (blue) and dotted-dashed (purple) lines correspond to $W^+\bar{t}j$ and W^-tj .

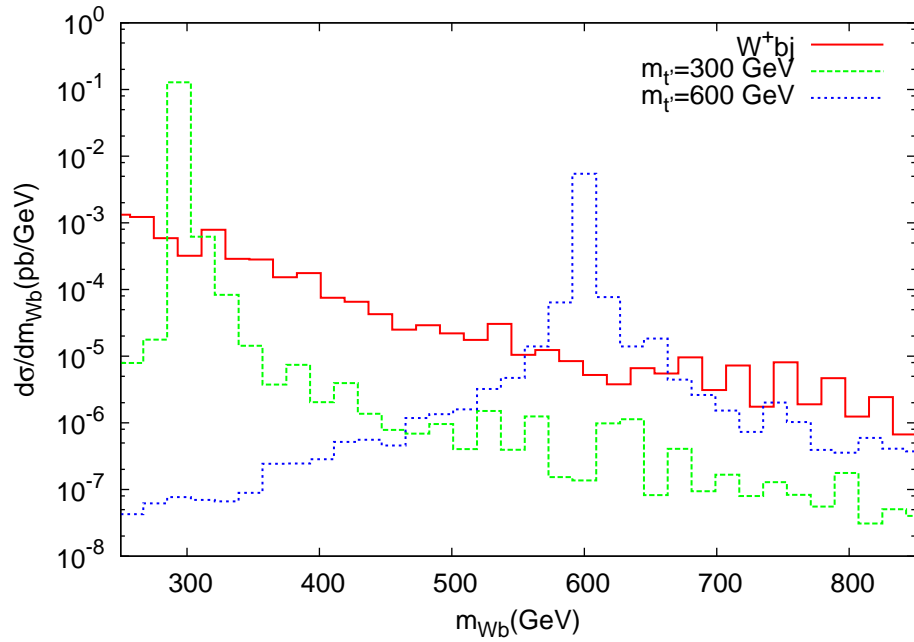


Figure 7: The invariant mass distribution for Wb signal from t' decay and the corresponding background.

Table V: The cross section in pb for $pp \rightarrow W^-tjX(W^+\bar{t}jX)$ and $pp \rightarrow W^+bjX(W^-\bar{b}jX)$ background with (w) and without (o) cuts $p_T^j > 20(50)$ GeV in the different mass range of Δm_{Wt} or Δm_{Wb} (numbers shown in the first line are in GeV) .

Process	no cut	290 – 310	390 – 410	485 – 515	585 – 615	680 – 720	780 – 820
$pp \rightarrow W^+\bar{t}jX$	9.771	0.444(0.238)	0.204(0.125)	0.132(0.093)	0.070(0.045)	0.048(0.033)	0.026(0.019)
$pp \rightarrow W^-tjX$	11.385	0.418(0.230)	0.215(0.127)	0.144(0.090)	0.071(0.046)	0.046(0.032)	0.025(0.018)
$pp \rightarrow W^+bjX$	240.342	1.367(0.622)	0.282(0.195)	0.213(0.162)	0.116(0.086)	0.050(0.060)	0.052(0.036)
$pp \rightarrow W^-\bar{b}jX$	180.294	0.970(0.429)	0.227(0.178)	0.225(0.162)	0.181(0.120)	0.088(0.090)	0.052(0.022)

background $W^-\bar{b}j$ is also important for \bar{t}' signal. It should be considered together with the W^+bj background, possible asymmetry for producing single t' and \bar{t}' will give additional information. By applying the cuts $p_T^j > 50$ GeV and choosing the appropriate invariant mass intervals $\Delta m = |m_{t'} - m_{Wb}|$ the cross sections for the backgrounds can be reduced below the signal cross section level.

VI. SIGNAL SIGNIFICANCE

We define the $t'(b')$ signal as the final state including a b -jet or a light jet, a charged lepton (two leptons with opposite sign) and missing transverse momentum. We also require the reconstructed invariant mass distribution m_{WQ} showing a peak around $m_{Q'}$ in the interval 300 – 800 GeV. We can estimate statistical significance of the signal by using integrated luminosity of $L_{int} = 10^5 \text{pb}^{-1}$ that will be achieved in a year at the LHC run. By using integrated luminosity (L_{int}), signal (σ_S) and background (σ_B) cross sections, the branchings $\text{BR}(Q' \rightarrow WQ)$ followed by $\text{BR}(W \rightarrow l\nu)$ to the chosen detectable channel, and the relevant efficiency ϵ for the signal and background channel, we define statistical significance (SS) by

$$SS = \frac{\sigma_S}{\sqrt{\sigma_B}} \sqrt{\epsilon \cdot L_{int}} \quad (8)$$

In our calculations, the b -tagging efficiency (60%) and identification efficiency for each electron (90%) and muon (95%) are taken as reference values based on ATLAS studies [10] for the relevant final states of signal and background. Significances are shown in Table VI with respect to the fourth family quark masses in the interval $m_{Q'} = 300 - 800$ GeV for the

Table VI: Statistical significance (SS) for $b'(\bar{b}')$ and $t'(\bar{t}')$ at the LHC with the integrated luminosity of $L_{int} = 10^5 \text{pb}^{-1}$.

SS	$b'(\bar{b}')$ -quark			$t'(\bar{t}')$ -quark		
Mass(GeV)	PI	PII	PIII	PI	PII	PIII
300	1.73(0.69)	43.22(17.27)	640.91(892.34)	2.94(1.31)	73.67(32.86)	3184.04(2211.22)
400	1.78(0.67)	44.54(16.78)	544.88(813.12)	3.34(1.17)	83.57(29.22)	3325.72(1928.79)
500	1.49(0.51)	37.45(12.73)	396.28(597.43)	2.49(0.75)	62.26(18.83)	2290.62(1225.12)
600	1.50(0.49)	37.50(12.17)	352.11(561.61)	2.43(0.56)	60.73(14.13)	2079.25(909.39)
700	1.33(0.39)	33.19(9.87)	285.65(453.42)	2.13(0.44)	53.48(11.00)	1707.09(696.92)
800	1.34(0.37)	33.59(9.19)	261.49(416.81)	2.07(0.62)	51.97(15.41)	1559.32(965.05)

three parametrization PI-PIII. In order to calculate signal significances for all mass ranges (300-800 GeV), one needs to calculate the branching modes and fractions, and associated total width for each mass values with proposed CKM options PI, PII and PIII. We use the branchings from Table III for b' and almost constant values for t' together with the signal and corresponding background cross sections in the chosen invariant mass intervals.

As can be seen from the Table VI, in the third option the statistical significances are very high while the other two options have fairly low values. The lowest SS values are obtained for the t' and \bar{b}' productions in the PI option. Both $b'(\bar{b}')$ and $t'(\bar{t}')$ signal can be probed at the LHC at the nominal luminosity with greater significances for the parametrization PII and PIII.

As a result, this study shows that if the fourth family quarks are present, the LHC will discover them and measure their masses. The single production of fourth family quarks is very important to measure their mixings with the other families. For the PI-PIII options, t' signal will be observed with a significance greater than 2σ if $V_{t'q}, V_{qb'} \geq 0.01$ for interested mass range. As can be seen from Table VI, the other options PII and PIII provide much better significances for the discovery of fourth family quarks in the mass interval 300 – 800 GeV.

VII. CONCLUSIONS

This study shows that in case of the single production of fourth family b' and t' quarks, a mixing down to 1% can be measured at the LHC with nominal luminosity providing that the fourth family quarks have mass in the range 300 – 800 GeV. The measurements on the $V_{t'q}$ and $V_{qb'}$ can also be improved if a possible luminosity upgrade is made at the LHC. In case the fourth family quarks are present, the LHC will discover them in pairs and measure their masses with a good accuracy. In addition, to obtain the mixing of the fourth family quarks with the other families, the single production of these new quarks remains to be measured. Once the LHC begins to run, the Higgs can be found using the golden mode [16] for the relevant mass range. Given the measurements of cross section for the Higgs production as well as the branching ratios of Higgs into possible decay modes, the LHC will be able to verify that the fourth family quarks do indeed exist. Combining the information from the pair production of fourth family quarks and their subsequent decays, the single production mechanism provide a unique measurement of the family mixing with the fourth family quarks.

Acknowledgments

O.C. and H.D.Y acknowledge the support from the Turkish State Planning Organization under the grant no DPT2006K-120470. H.D.Y's work is also supported by TÜBİTAK under the grant no 105T442.

-
- [1] W.-M. Yao et al., Journal of Physics G, **33**, 1 (2006); <http://pdglive.lbl.gov/>.
 - [2] <http://www-cdf.fnal.gov/physics/new/top/2005/ljets/tprime/gen6/public.html>.
 - [3] T. Aaltonen *et al.* (CDF Collaboration), Phys. Rev. D **76**, 072006 (2007), arXiv: hep-ex/0706.3264.
 - [4] P.Q. Hung, M. Sher, arXiv:0711.4353.
 - [5] B. Holdom, JHEP **0608**, 076 (2006); JHEP **0703**, 063 (2007); JHEP **0708**, 069 (2007).
 - [6] G. D. Kribs et al., Phys. Rev. D **76**, 075016, ANL-HEP-PR-07-39, arXiv: 0706.3718.
 - [7] A. Celikel, A. K. Ciftci, S. Sultansoy, Phys. Lett. B **342**, 257 (1995).

- [8] S. Atag et al., Phys. Rev. D **54**, 5745 (1996).
- [9] E. Arik et al., Phys. Rev. D **58**, 117701 (1998).
- [10] ATLAS Collaboration, ATLAS Detector and Physics Performance Technical Design Report II, ATLAS-TDR-15, CERN-LHCC-99-15, Vol 2, p.519, (1999).
- [11] V.E. Ozcan, S. Sultansoy, G. Unel, ATL-COM-PHYS-2007-044.
- [12] V.M. Abazov *et al.* (D0 Collaboration), Phys. Rev. Lett. **98**, 181802 (2007); F. Canelli *et al.* (CDF Collaboration), Conference Note 8588, 2007.
- [13] J. Pumplin et al., CTEQ Collaboration, arXiv:hep-ph/0201195.
- [14] A. Pukhov *et al.*, Preprint INP MSU 98-41/542, arXiv:hep-ph/9908288; A. Pukhov *et al.*, hep-ph/0412191.
- [15] <http://ocakir.web.cern.ch/ocakir/fourthfamily.html>
- [16] E. Arik et al., Phys. Rev. D **66**, 033003 (2002); E. Arik et al., Eur. Phys. J. C **26**, 9 (2002).