

Perturbative Quantum Monte Carlo Study of LiHoF₄ in a Transverse Magnetic Field

S.M.A Tabei,¹ M.J.P. Gingras,^{2,1} Y.-J. Kao,³ and T. Yavors'kii¹

¹*Department of Physics and Astronomy, University of Waterloo, Waterloo, Ontario, N2L 3G1, Canada*

²*Canadian Institute for Advanced Research, 180 Dundas St. W., Toronto, Ontario, M5G 1Z8, Canada*

³*Department of Physics and Center for Theoretical Sciences, National Taiwan University, Taipei 10617, Taiwan*

Results from a recent quantum Monte Carlo (QMC) study (P.B. Chakraborty *et al.*, Phys. Rev. B **70**, 144411 (2004)) study of the LiHoF₄ Ising magnetic material in an external transverse magnetic field B_x show a discrepancy with the experimental results, even for small B_x where quantum fluctuations are small. This discrepancy persists asymptotically close to the classical ferromagnet to paramagnet phase transition. In this paper, we numerically reinvestigate the temperature T , versus transverse field phase diagram of LiHoF₄ in the regime of weak B_x . In this regime, starting from an effective low-energy spin-1/2 description of LiHoF₄, we apply a cumulant expansion to derive an effective temperature-dependent classical Hamiltonian that incorporates perturbatively the small quantum fluctuations in the vicinity of the classical phase transition at $B_x = 0$. Via this effective classical Hamiltonian, we study the $B_x - T$ phase diagram via classical Monte Carlo simulations. In particular, we investigate the influence on the phase diagram of various effects that may be at the source of the discrepancy between the previous QMC results and the experimental ones. For example, we consider two different ways of handling the long-range dipole-dipole interactions and explore how the $B_x - T$ phase diagram is modified when using different microscopic crystal field Hamiltonians. The main conclusion of our work is that we fully reproduce the previous QMC results at small B_x . Unfortunately, none of the modifications to the microscopic Hamiltonian that we explore are able to provide a $B_x - T$ phase diagram compatible with the experiments in the small semi-classical B_x regime.

I. INTRODUCTION

A. Transverse Field Ising Model

Phase transitions from order to disorder are most commonly driven by thermal fluctuations. However, near absolute zero temperature, a system can, via *quantum* fluctuations associated with the Heisenberg uncertainty principle, undergo a quantum phase transition (QPT)^{1,2}. The transverse field Ising model (TFIM) is perhaps the simplest model that exhibits a QPT^{1,3,4}. This model was first proposed by de Gennes to describe proton tunneling in ferroelectric systems⁵. The Hamiltonian of the TFIM is given by

$$H_{\text{TFIM}} = -\frac{1}{2} \sum_{i,j} J_{ij} \sigma_i^z \sigma_j^z - \Gamma \sum_i \sigma_i^x, \quad (1)$$

where σ_i^μ ($\mu = x, y, z$) are the Pauli matrices. Since σ_i^x and σ_i^z do not commute, a nonzero field Γ , transverse to the Ising \hat{z} direction, causes quantum tunneling between the spin-up and spin-down eigenstates of σ_i^z , hence causing quantum spin fluctuations. These fluctuations decrease the critical temperature T_c at which the spins develop long-range order. In the simplest scenario, where $J_{ij} > 0$, the ordered phase is ferromagnetic^{3,4}. At a critical field Γ_c , T_c vanishes, and a quantum phase transition between the quantum paramagnet (PM) and a long-range ordered ferromagnetic state occurs. The H_{TFIM} can be generalized by considering J_{ij} as quenched (frozen) random interactions. Competing ferromagnetic $J_{ij} > 0$ and antiferromagnetic $J_{ij} < 0$ couplings generates random frustration. For a three dimensional case,

the system freezes into an (Ising) spin glass state at a spin glass critical temperature T_g ^{6,7}. Similarly to the previous example, $T_g(\Gamma)$ decreases as Γ is increased until, at $\Gamma = \Gamma_c$, a quantum phase transition between a quantum paramagnet and a spin glass phase occurs. Extensive numerical studies have found the QPT between a quantum paramagnet and a spin glass phase^{8,9,10} to be quite interesting due to the occurrence of Griffiths-McCoy singularities^{11,12}.

B. LiHo_xY_{1-x}F₄

The magnetic insulator LiHoF₄, with a magnetic field B_x applied perpendicular to the Ising z direction of the Ho³⁺ magnetic moments, is a well known example of a physical realization of the transverse field Ising model^{13,14,15,16}. In LiHoF₄ the predominant J_{ij} interaction between the Ho³⁺ ions is the long range interaction between magnetic dipoles which decays as $1/r_{ij}^3$, where r_{ij} is the distance between the i and j ions. The sign of J_{ij} depends on the position of j respect to i . The existence of a large crystal field anisotropy on the magnetic Ho³⁺ ions¹⁶ causes the system to behave as a classical Ising system with dipolar interactions for zero applied magnetic field B_x . The reason is that the single ion crystal field ground state is an Ising doublet, meaning that the matrix elements of the raising and lowering angular momentum operator J^\pm vanish within the space spanned by the two states of the doublet. The Ising direction is parallel to the \mathbf{c} axis of the body centered tetragonal structure of LiHoF₄. In zero applied magnetic field

B_x , the system is well described by a low-energy effective spin-1/2 classical dipolar Ising model^{17,18}. Because the energy gap between the ground doublet and the first excited singlet is fairly large compared to the J_{ij} couplings, there is little quantum mechanical admixing between the ground doublet and the excited state induced by the interactions¹⁷. However, a nonzero B_x admixes the ground doublet with the excited singlet and splits the ground doublet. It is this energy splitting which corresponds to the effective transverse field Γ in the TFIM description of LiHoF_4 in nonzero B_x ^{13,18,19}.

The Ho^{3+} ions may be substituted (i.e. randomly diluted) by non-magnetic yttrium (Y^{3+}) ions, with very little lattice distortion. This allows one to study the effects of disorder on $\text{LiHo}_x\text{Y}_{1-x}\text{F}_4$ as an example of a diluted Ising model. Depending on the concentration x of magnetic ions, the low temperature phase is either ferromagnetic^{13,20} or spin glass^{21,22,23}. Interestingly, paradoxical behaviors are observed when a transverse magnetic field is applied to $\text{LiHo}_x\text{Y}_{1-x}\text{F}_4$, with $x < 1$. In the ferromagnetic regime, ($0.25 < x < 1.0$), when $B_x = 0$, a mean-field behavior $T_c(x) \propto x$ for the paramagnet to ferromagnet temperature transition is observed. However, in nonzero B_x , with increasing B_x , $T_c(B_x)$ decreases faster than mean field theory predicts²⁴. For $B_x = 0$, when $\text{LiHo}_x\text{Y}_{1-x}\text{F}_4$ is diluted below $x \approx 0.25$, a conventional spin glass transition is observed^{14,22,23}. The signature of the spin glass transition is the divergence of the nonlinear magnetic susceptibility χ_3 at T_g ²⁵. However, surprisingly, $\chi_3(T)$ becomes less singular as B_x is increased from $B_x = 0$, suggesting that no quantum phase transition between a PM and a SG state exists as $T \rightarrow 0$ ^{14,26}. Recently, theoretical studies^{18,27,28,29} have suggested that for dipole-coupled Ho^{3+} in diluted $\text{LiHo}_x\text{Y}_{1-x}\text{F}_4$, nonzero B_x generates longitudinal (along the Ising \hat{z} direction) random fields that couple to the magnetic moment and (i) lead to a faster decrease of $T_c(B_x)$ in the ferromagnetic regime and (ii) destroy the paramagnet to spin glass transition in $\text{LiHo}_x\text{Y}_{1-x}\text{F}_4$ samples that otherwise show a SG transition when $B_x = 0$ ^{22,23}. Recently, for the ferromagnetic regime, the influence of these induced random fields on the behavior of the linear magnetic susceptibility χ in the presence of an external transverse magnetic field has been experimentally studied²⁰. When $\text{LiHo}_x\text{Y}_{1-x}\text{F}_4$ is highly diluted (e.g. $\text{LiHo}_{0.045}\text{Y}_{0.955}\text{F}_4$), very interesting and peculiar behaviors are observed. AC susceptibility data show that the distribution of relaxation times *narrows* upon cooling below 300 mK^{21,30,31}. This behavior is quite different from that observed in conventional spin glasses, where the distribution of relaxation times broadens upon approaching a spin glass transition at $T_g > 0$ ^{6,25}. This so-called *antiglass* behavior has been interpreted as evidence that the spin glass transition in $\text{LiHo}_x\text{Y}_{1-x}\text{F}_4$ disappears at some nonzero $x_c > 0$ ^{22,23}. This is in contrast with theoretical arguments³² which argue that, because of the long-ranged $1/r^3$ nature of dipolar interactions, classical dipolar Ising spin glasses

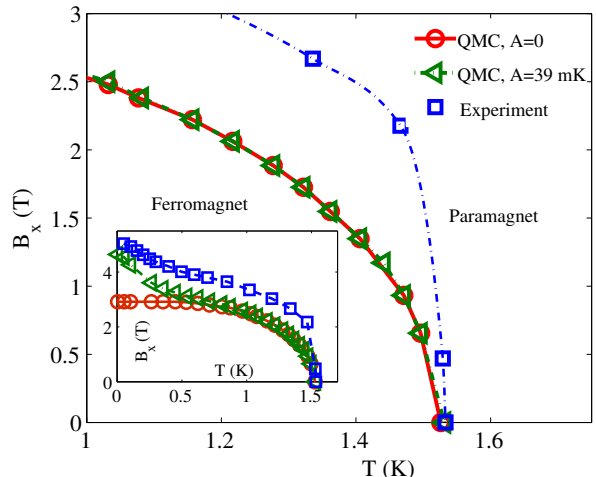


FIG. 1: The discrepancy between the experimental¹³ phase diagram of LiHoF_4 and quantum Monte Carlo (QMC) simulations using stochastic series expansion for small B_x from Ref. [19]. The whole phase diagram is shown in the inset. At low temperature and high B_x , neglecting the large hyperfine interaction A , generates a significant discrepancy between the experimental quantum critical point and the one obtained from simulation. However, at low B_x and close to the classical critical point, the hyperfine interaction is not a quantitatively important parameter. Other possibilities for the origin of this discrepancy have to be invoked in this regime.

should have $T_g(x) > 0$ for all $x > 0$. However, recent numerical^{33,34} and experimental works²³ claim that a finite temperature paramagnetic to spin glass phase transition may not occur for x as large as $x_c \approx 0.2$.

C. LiHoF_4 as a TFIM

In addition to the phenomena arising in the diluted regime of $\text{LiHo}_x\text{Y}_{1-x}\text{F}_4$, the $x = 1$ regime also turns out to be interesting. There still exist problems for the pure LiHoF_4 , requiring the properties of this system in nonzero B_x to be re-investigated more thoroughly. Perhaps surprisingly, it is just recently that the properties of LiHoF_4 in a transverse external magnetic field have been studied in quantitative detail starting from a truly microscopic spin Hamiltonian¹⁹. In Ref. [19], which reported results from a quantum Monte Carlo (QMC) study using the stochastic series expansion (SSE) technique³⁵, a general qualitative agreement between the microscopic model and experimental data¹³ was obtained. However, as illustrated in Fig. 1, there is significant quantitative discrepancy between the Monte Carlo results of Ref. [19] and the experimental data of Ref. [13]. In particular, the discrepancy between experiment and QMC results persists asymptotically close to the classical ferromagnetic to paramagnetic phase transition, where B_x/T_c and quantum fluctuations are *perturbatively small*. For very low temperatures and high B_x , it is crucial to consider

the hyperfine interaction in order to explain the behavior of the phase diagram close to the quantum critical point^{13,19,36}. However, for very small B_x/T_c , the numerical results shown in Fig. 1 indicate that the effect of the hyperfine interaction is not important close to the classical transition at T_c .

It was suggested in Ref. [19] that this discrepancy between simulation and experiment, close to the classical transition, may be related to some uncertainty in the crystal field parameters (CFP) used in the crystal field Hamiltonian, which enters in the TFIM description of LiHoF₄, and which is simulated via QMC. Indeed a number of CFP sets obtained from different experimental works, such as susceptibility measurements¹⁶, neutron scattering¹⁵, and electron paramagnetic resonance experiments³⁷, provide rather different values for the CFP. Specifically, different CFP would lead to different field (B_x) dependent effective coupling parameters in the TFIM description of LiHoF₄, which would result in different B_x vs T_c phase diagrams.

Yet, there are other factors of strictly computational nature which may be at the origin of the discrepancy illustrated in Fig. 1. For example, because of the difficulties associated with dipolar interactions, calculations incorporating long-range dipolar interactions need to be performed quite carefully. Because of the long-range nature and angular dependence of dipolar interactions, the dipolar sum $U(i) = -1/N \sum_j (1 - 3 \cos^2 \theta_{ij}) / r_{ij}^3$ is conditionally convergent^{38,39,40}, i.e the value of the sum depends on the shape of the external boundary of the system studied. Here, r_{ij} is the distance between site i and j , and θ_{ij} is the angle between r_{ij} and the Ising spin axis.

The conditional convergence of dipolar sums has been studied by Luttinger and Tisza⁴⁰. They performed the dipolar sum for a number of spin structures for systems with different external boundary shapes. For example, they considered an infinitely large system of dipoles on a body centered cubic lattice. They found that when the external boundary is spherical, the ground state is antiferromagnetic, while it is ferromagnetic for a needle-shaped sample. Later, Griffiths rigorously proved that for zero external field the free energy for a dipolar lattice system has to be independent of the sample shape in the thermodynamic limit⁴¹. The immediate consequence of Griffiths' theorem is that in zero external field, the net magnetization of the sample has to be zero. Otherwise, the field caused by the magnetic moments sitting on the boundary of the sample would couple to the dipolar moments of the sample, making the free energy shape dependent. Therefore, as a result of Griffiths' theorem⁴¹, domains must form in the sample, such the total magnetization of the sample is zero in the thermodynamic limit. Griffiths' theorem is at variance with Luttinger and Tisza⁴⁰ results because, in their work, the spin configurations were assumed uniform, and domain formation was neglected. This discussion emphasizes the complication of studying systems with dipolar interactions and the caution which should be taken while dealing with

such systems (e.g. the choice of the boundary geometry, boundary conditions and the shape of the domains.) Finite size effects is another issue that needs to be handled quite carefully in systems where ions interact via long-range interactions.

There are different ways to incorporate dipolar interactions in a computationally efficient way. The method implemented in Ref. [19] is the reaction field method⁴², which truncates the sum of the long-range interactions at the boundary of a sphere. The dipoles outside the sphere are treated in a mean-field fashion. Due to the semi mean-field nature of this method, the reaction field method overestimates the critical temperature. In the presence of quantum fluctuations, this overestimation is still at play and can possibly influence the B_x - T_c phase diagram as well. The Ewald summation method^{43,44,45,46,47} is another method to treat the long-range dipolar interactions. In the Ewald summation method, a specified volume is periodically replicated. Then, by summing two convergent series effectively representing the dipolar interactions between magnetic moments i and j , and all the periodically repeated images of j , an effective dipole-dipole interaction between two arbitrary magnetic moments i and j within the finite size sample to be numerically simulated is derived. From a general perspective, it would appear quite worthwhile to investigate the applicability and usefulness of the Ewald summation method to determine the low B_x vs T_c phase diagram of LiHoF₄. Indeed, the Ewald summation method, unlike the reaction field one, is less prone to mean field over-estimations, and can be used as another methodology to probe the LiHoF₄ problem via simulations³⁴.

Another factor whose influence on the $B_x - T$ phase diagram that should be studied is the nearest neighbor exchange interaction J_{ex} in LiHoF₄. The strength of J_{ex} , which is expected to be comparable to the dipolar interactions for a $4f$ ion such as Ho³⁺, is unknown. The strength can be determined such that the classical critical temperature matches the experimental value for $B_x = 0$. The estimated value of J_{ex} is highly sensitive to the method used to handle the external boundaries and finite size effects in simulations, both of which have significant effects when using the reaction field (RF) method, as already found in Ref. [19].

D. Scope of the Paper

The above discussion should make it clear that there are two rather distinct avenues to pursue in order to seek an explanation for the discrepancy between the experimental¹³ B_x vs T_c phase diagram of LiHoF₄ and the one obtained via QMC¹⁹. One avenue, is that the current microscopic model is incomplete. As mentioned above, and suggested in Ref. [19], one possible source for this incompleteness may be an inaccurate set of CFP. Another possible source is that other interactions other than long-

range magnetic dipolar interactions and nearest neighbor exchange may be at play⁴⁸. Examples of other interactions include higher order multipole interactions and virtual phonon exchange⁴⁸. The other avenue is related to the ensemble of computational pitfalls and insuing numerical errors that may arise when one deals with long range dipolar interactions through simulations. Therefore, before one delves into exploring a more complex microscopic Hamiltonian, there is a clear need to re-investigate the “simpler” problem that solely considers long-range dipole-dipole interactions and nearest neighbor exchange.

In this work we aim to scrutinize the individual role of each of the computational issues as potential culprits for the discrepancy observed in Fig. 1. Because QMC and experiment do not match at $B_x/T_c \rightarrow 0$, we have developed a tool that allow us to achieve the goal in an efficient and computationally simple way. Since this discrepancy appears at low enough B_x near the classical T_c , where quantum fluctuations are *perturbatively* small, we can expand the partition function Z in terms of the transverse magnetic field B_x , and recast the partition function as a sum over strictly classical states, using a new effective, albeit temperature dependent, *classical* Hamiltonian $H_{\text{eff}}(T)$. In $H_{\text{eff}}(T)$, the quantum effects are incorporated perturbatively, giving us the ability to calculate all thermodynamical quantities in presence of small quantum fluctuations within a classical Monte Carlo method. Therefore classical Monte Carlo simulations can be easily performed using $H_{\text{eff}}(T)$ in a very simple way, without the need to perform complicated QMC^{19,35} simulations when interested in a regime with weak quantum fluctuations⁴⁹. Therefore, we can focus on the region close to the classical transition and investigate the different possible origins of the discrepancy in detail.

In summary, (i) the complexity of the QMC SSE method, (ii) the problematic conditional convergence of dipolar lattice sums, (iii) the question of controlled finite size effects and its role on the consistent determination of the nearest-neighbor exchange J_{ex} , and (iv) the possible sensitivity of the $T_c(B_x)$ dependence on the choice of the CFP altogether warrant a new numerical investigation of the $T_c(B_x)$ phase diagram in the LiHoF₄ transverse field Ising material. Below, we will show that either fortunately or unfortunately, depending on one’s disposition, the factors proposed in Section IC as the possible origins of the discrepancy between experiment and simulation (see Fig. 1) are apparently not the issue. Therefore, the origin of the discrepancy remains unexplained. However, the perturbative cumulant Monte Carlo tool that we have devised can be used effectively to search for the cause of discrepancy. Without it, the discovery of the irrelevance of the above factors through a classical Monte Carlo simulation would have been a more CPU time consuming burden. Ultimately, the same tool can also be used to explore the role of the small B_x when $x \neq 0$ ^{20,27,28,29}. Indeed, constructing the whole x - $T_c(B_x)$ phase diagram in the “small B_x ” vicinity of the classical x - T_c phase di-

agram by performing solely classical Monte Carlo was an original key motivation for the development of the method presented in this paper.

The rest of the paper is organized as follows. In Sec. II, we review the crystal structure and the physical properties of LiHoF₄ in a transverse field B_x and the effect of the choice of crystal field potential on the magnetic low energy states. In Sec. III, we introduce the full microscopic Hamiltonian of LiHoF₄. We discuss how, for low energies, an effective spin-1/2 Hamiltonian for LiHoF₄ can be constructed, and explain how one can picture LiHoF₄ in nonzero B_x as a dipolar TFIM. We then discuss how a semiclassical effective Hamiltonian is derived from the TFIM Hamiltonian by incorporating the transverse field term perturbatively via a cumulant expansion. In Sec. IV, we employ the semiclassical effective Hamiltonian obtained in the previous section in classical Monte Carlo simulations for small B_x . We discuss the results obtained using either the reaction field or Ewald summation method for the long-range dipole interactions. We discuss how J_{ex} is estimated and investigate the sensitivity of the determined value upon the choice of the numerical method. Finally, we compare the B_x - T_c phase diagrams originating from two different sets of crystal field parameters. Section V summarizes our results. The paper also contains three appendices. Appendix A discusses details pertaining to the crystal field Hamiltonian. Appendix B gives some of the intermediate steps needed to construct the effective classical Hamiltonian $\mathcal{H}_{\text{eff}}(T)$. Finally, Appendix C give the formulae needed to calculate physical thermodynamic quantities when doing classical Monte Carlo simulations with $\mathcal{H}_{\text{eff}}(T)$.

II. STRUCTURE AND CRYSTAL FIELD

The magnetic material LiHoF₄ undergoes a second-order phase transition from a paramagnetic to a ferromagnetic state at a critical temperature of 1.53 K^{13,16}. The critical temperature can be reduced by applying a magnetic field B_x transverse to the Ising easy-axis direction. The magnetic field induces quantum fluctuations such that beyond a critical field of $B_x^c \approx 4.9$ Tesla, the system displays a quantum phase transition from a ferromagnetic state to a quantum paramagnetic state at zero temperature¹³. The magnetic properties of LiHoF₄ are due to Ho³⁺ rare earth magnetic ions. The electronic ground state of Ho³⁺ is $4f^{10}$, which gives small exchange coupling^{19,50,51}, such that the predominant magnetic interaction between the Ho³⁺ ions are long-range magnetic dipole-dipole interactions. Hund’s rules dictate that the total angular momentum of a free ion Ho³⁺, $J = 8$ ($L = 6$ and $S = 2$) and the electronic ground state configuration is 5I_8 . LiHoF₄ is a compound with space-group C_{4h}^6 ($I4_1/a$) and lattice parameters $a = b = 5.175\text{\AA}$, $c = 10.75\text{\AA}$, and has 4 Ho³⁺ ions per unit cell positioned at $(0, 0, 1/2)$, $(0, 1/2, 3/4)$,

$(1/2, 1/2, 0)$ and $(1/2, 0, 1/4)$ ⁵⁰. The crystal has S_4 symmetry, which means the lattice is invariant with respect to a $\frac{\pi}{2}$ rotation about the z axis and reflection with respect to the $x - y$ plane.

In the crystal structure, the Ho^{3+} ions are surrounded by F^- ions, which create a strong crystal electric field with S_4 symmetry. This crystal field lifts the 17-fold degeneracy of the 5I_8 configuration giving a non-Kramers ground state doublet. The next excited state is a singlet with an energy gap of ≈ 11 K above the ground state doublet^{15,16,37,52}. The crystal field Hamiltonian and the crystal field parametrization is discussed in more detail in Appendix A. Holmium is an isotopically pure element with nuclear spin $I = 7/2$, which is coupled to the electronic spin \mathbf{J} via the hyperfine contact interaction $A\mathbf{I} \cdot \mathbf{J}$, where $A \approx 39$ mK^{50,53}.

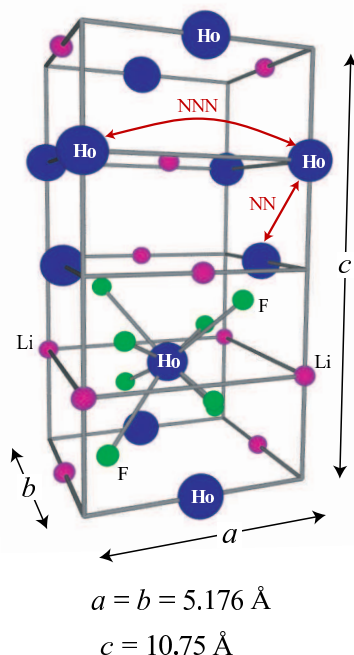


FIG. 2: The crystal structure of LiHoF_4 . NN identifies the first nearest neighbors and NNN identifies the next nearest neighbors

III. EFFECTIVE THEORY OF LiHoF_4 FOR THE LOW B_x/T_c REGIME

In this section we derive an effective model suitable for describing LiHoF_4 in a small transverse magnetic field regime, where $B_x/T_c \rightarrow 0$ (T_c is the critical temperature when $B_x = 0$). The simplicity gained using an effective theory gives us the ability to capture the essential physics, and to easily reinvestigate the influence of the different parameters affecting the behavior of the phase diagram of LiHoF_4 in the $B_x/T_c \rightarrow 0$ regime. We de-

rive the required effective model in two steps. Firstly, in LiHoF_4 , in the temperature range that we are interested in, which is close or below $T_c(B_x = 0) = 1.53$ K, the high energy scales are well separated from the low energy sector. The energy scale for dipolar interactions between nearest-neighbor Ho^{3+} ions is about 0.31 K. This is much smaller than the energy gap between the two first lowest single ion energy states and the next higher crystal field states (> 11 K). In this case, one can neglect the higher energy states and reduce the full Hamiltonian Hilbert space to a smaller subspace spanned by the two lowest energy states. This enables us to deduce a low energy effective spin- $\frac{1}{2}$ Hamiltonian for LiHoF_4 . Secondly, we derive a semi-classical effective Hamiltonian from this low energy spin- $\frac{1}{2}$ Hamiltonian by incorporating the transverse field term perturbatively via a cumulant expansion. We can then perform a simple classical Monte Carlo using this semi-classical effective Hamiltonian to investigate the small B_x/T_c regime.

A. Effective Spin- $\frac{1}{2}$ Hamiltonian

As mentioned in the previous section, there are three type of interactions that play a role in the magnetic properties of LiHoF_4 . The main interaction is the long-range dipole-dipole interaction between the Ho^{3+} magnetic ions denoted by

$$H_{\text{dip}} = \frac{1}{2} (g_L \mu_B)^2 \sum_{i \neq j} \sum_{\mu\nu} L_{ij}^{\mu\nu} J_i^\mu J_j^\nu, \quad (2)$$

where $\mu, \nu = x, y, z$ and \mathbf{J}_i is the total angular momentum of Ho^{3+} ion i . $L_{ij}^{\mu\nu}$ is the magnetic dipole interaction written in the form $L_{ij}^{\mu\nu} = [\delta^{\mu\nu} |\mathbf{r}_{ij}|^2 - 3(\mathbf{r}_{ij})^\mu (\mathbf{r}_{ij})^\nu] / |\mathbf{r}_{ij}|^5$, where \mathbf{r}_{ij} is the distance between ion i and j . $g_L = 1.25$ is the Landé g-factor of free Ho^{3+} and $\mu_B = 0.6717$ K/T is the Bohr magneton. The dipolar interaction is complemented by a short range nearest-neighbor Heisenberg exchange interaction

$$H_{\text{exch}} = \frac{1}{2} J_{\text{ex}} \sum_{i, \text{NN}} \mathbf{J}_i \cdot \mathbf{J}_{\text{NN}}, \quad (3)$$

where NN denotes the nearest neighbors of site i . This exchange interaction is considered to be weak and isotropic^{19,54}. The third interaction is the hyperfine coupling between the electronic and nuclear magnetic moments

$$H_{\text{hyp}} = A \sum_i (\mathbf{I}_i \cdot \mathbf{J}_i). \quad (4)$$

The hyperfine constant $A \approx 39$ mK is anomalously large in Ho^{3+} -based materials^{13,19,36}. Thus, the complete Hamiltonian is written as

$$H = \sum_i V_C(\mathbf{J}_i) - g_L \mu_B \sum_i B_x J_i^x + H_{\text{dip}} + H_{\text{exch}} + H_{\text{hyp}}. \quad (5)$$

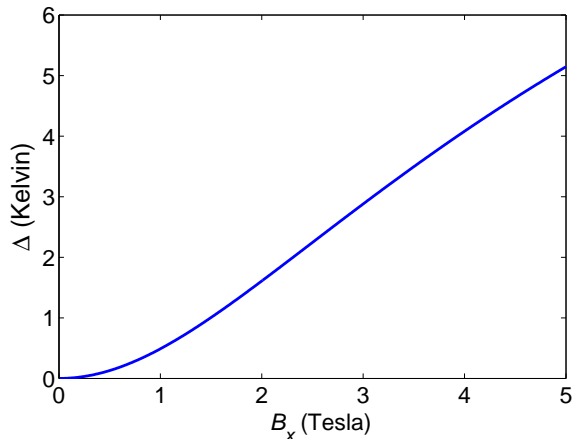


FIG. 3: The energy splitting of the ground state doublet, $\Delta(B_x) \equiv E_\beta(B_x) - E_\alpha(B_x)$, in LiHoF₄ as a function of B_x the transverse magnetic field. The crystal field V_c was obtained from Refs. [15,19]. For more details on the crystal field and crystal field parametrization (see Appendix A).

The first two terms are single ion interactions, where V_C describes the strong crystal field interactions discussed in Section II and Appendix A. The second term is the Zeeman interaction. Henceforth, we ignore H_{hyp} since our goal, as explained in the Introduction, is to investigate the small B_x and small $(T_c(0) - T_c(B_x))/T_c(0)$ regime where, as already suggested by the results of Ref. [19] and shown in Fig. 1, the hyperfine interaction effects are negligible. The first two single-site (non-interacting) terms in H , denoted as

$$H_{\text{single-site}} = V_C(\mathbf{J}) - g_L \mu_B B_x J^x, \quad (6)$$

can be easily numerically diagonalized for arbitrary transverse field B_x ¹⁹. $|\alpha(B_x)\rangle$ and $|\beta(B_x)\rangle$ are the two lowest states of the single ion Hamiltonian (6) for a given B_x . Their corresponding energies are denoted by $E_\alpha(B_x)$ and $E_\beta(B_x)$. At $B_x = 0$ these two states form a doublet, but $B_x \neq 0$ lifts the degeneracy. The Ising subspace $|\uparrow\rangle$ and $|\downarrow\rangle$ are chosen by performing a unitary rotation on the $|\alpha(B_x)\rangle$ and $|\beta(B_x)\rangle$ states :

$$\begin{aligned} |\uparrow\rangle &= \frac{1}{\sqrt{2}}(|\alpha\rangle + \exp(i\theta)|\beta\rangle) \\ |\downarrow\rangle &= \frac{1}{\sqrt{2}}(|\alpha\rangle - \exp(i\theta)|\beta\rangle). \end{aligned} \quad (7)$$

The phase θ is chosen such that the matrix elements of the operator J^z between $|\uparrow\rangle$ and $|\downarrow\rangle$ is real and diagonal, giving for J_i^z , $J_i^z = C_{zz}\sigma_i^z$. Since the first excited state, $|\gamma(B_x)\rangle$, above $|\alpha(B_x)\rangle$ and $|\beta(B_x)\rangle$, is at an energy at least seven times higher than $k_B T_c(B_x)$, and is repelled for all B_x from the $|\alpha(B_x)\rangle$ and $|\beta(B_x)\rangle$ set (see Fig. 1 of Ref. [19]), we henceforth neglect all excited crystal field states and work in a reduced Hilbert space spanned solely by $|\alpha(B_x)\rangle$ and $|\beta(B_x)\rangle$, or equivalently by $|\uparrow\rangle$ and $|\downarrow\rangle$.

Projecting the single ion Hamiltonian of Eq. (6) in this two-dimensional subspace for an arbitrary ion i , we get

$$H_T = \overline{E}(B_x) - \frac{1}{2}\Delta(B_x)\sigma^x, \quad (8)$$

where $\overline{E}(B_x) = \frac{1}{2}(E_\alpha(B_x) + E_\beta(B_x))$ and $\Delta(B_x) = E_\beta(B_x) - E_\alpha(B_x)$. The energy difference between the two lowest states caused by the transverse magnetic field B_x can already be interpreted as an effective transverse field $\Gamma = \Delta(B_x)/2$ acting on $S_{\text{eff}} = \frac{1}{2}$ degrees of freedom at each site. The dependence of $\Delta(B_x)$ on the magnetic transverse field B_x is plotted in Fig. 3.

Since we are henceforth working in a two-dimensional subspace for each ion i , we can write the interactions between J_i^μ and J_j^ν in terms of effective interactions between Pauli matrices. Indeed, any operator acting in a two-dimensional space can be written as a linear combination of σ_i^μ Pauli matrices plus the unit matrix $\sigma^0 \equiv \mathbb{1}$. In order to express J_i^μ in terms of σ_i^μ , we project J_i^μ in the subspace spanned by $|\uparrow\rangle$ and $|\downarrow\rangle$. Specifically, we write the J^μ operator as

$$J^\mu = C_{\mu 0}\sigma^0 + \sum_{\nu=x,y,z} C_{\mu\nu}(B_x)\sigma^\nu, \quad (9)$$

where

$$\begin{aligned} C_{\mu z} &= \frac{1}{2} [\langle \uparrow | J^\mu | \uparrow \rangle - \langle \downarrow | J^\mu | \downarrow \rangle], \\ C_{\mu 0} &= \frac{1}{2} [\langle \uparrow | J^\mu | \uparrow \rangle + \langle \downarrow | J^\mu | \downarrow \rangle], \\ C_{\mu x} &= \frac{1}{2} [\langle \uparrow | J^\mu | \downarrow \rangle + \langle \downarrow | J^\mu | \uparrow \rangle] \quad \text{and} \\ C_{\mu y} &= \frac{1}{2i} [\langle \uparrow | J^\mu | \downarrow \rangle - \langle \downarrow | J^\mu | \uparrow \rangle]. \end{aligned}$$

Based on the crystal field parameters of Refs. [15,19], the evolution of the various parameters $C_{\mu\nu}$ and $C_{\mu 0}$ as

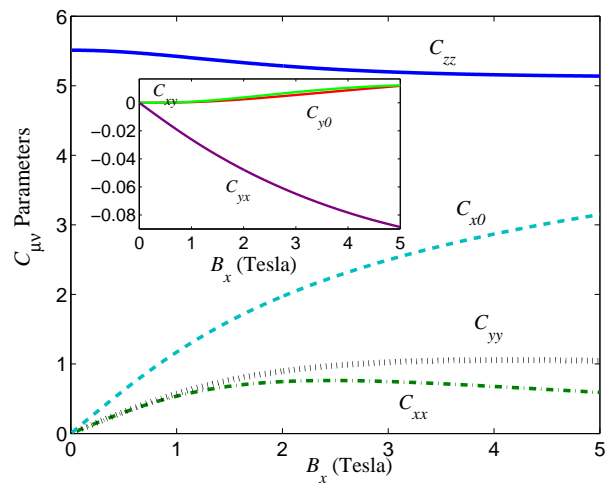


FIG. 4: The evolution of the $C_{\mu\nu}$ parameters using the crystal field V_c from Refs. [15,19]. In the inset one can see that $C_{xy} \approx C_{y0}$. Coefficients that are not plotted are zero.

a function of B_x is plotted in Fig. 4. We see that C_{zz} is the largest term compared to all the other $C_{\mu\nu}$'s.

For the Hamiltonian in Eq. (5), the J_i^μ operators are substituted by their two dimensional representations introduced in Eq. (9). This leads to a complicated Hamiltonian that acts within the Ising subspace of $|\uparrow\rangle$ and $|\downarrow\rangle$. The projection generates various kinds of interac-

tions among the effective $S_{\text{eff}} = \frac{1}{2}$ spins. Via Eq. (7), a specific rotated subspace was chosen, such that $C_{z\mu} = 0$ ($\mu = x, y, 0$; $\sigma^0 \equiv \mathbb{1}$). As shown in the inset of Fig. 4, C_{xy} , C_{yx} , and C_{y0} are very small, so the interacting terms containing these coefficients can be neglected. Therefore, neglecting these terms, we obtain

$$\begin{aligned}
H_{\text{spin-1/2}} = & \frac{1}{2}(g_L\mu_B)^2 [C_{zz}^2(B_x) \sum_{i \neq j} L_{ij}^{zz} \sigma_i^z \sigma_j^z + 2C_{zz}(B_x)C_{xx}(B_x) \sum_{i \neq j} L_{ij}^{zx} \sigma_i^z \sigma_j^x \\
& + 2C_{zz}(B_x)C_{yy}(B_x) \sum_{i \neq j} L_{ij}^{zy} \sigma_i^z \sigma_j^y + C_{xx}^2(B_x) \sum_{i \neq j} L_{ij}^{xx} \sigma_i^x \sigma_j^x + C_{yy}^2(B_x) \sum_{i \neq j} L_{ij}^{yy} \sigma_i^y \sigma_j^y] \\
& + \frac{1}{2}J_{\text{ex}} \sum_{\mu} C_{\mu\mu}^2(B_x) \sum_{i, \text{NN}} \sigma_i^\mu \sigma_{\text{NN}}^\mu + (g_L\mu_B)^2 C_{zz}(B_x)C_{x0}(B_x) \sum_{i \neq j} L_{ij}^{zx} \sigma_i^z \\
& + \sum_i \left[C_{x0}(B_x)C_{xx}(B_x) \left(4J_{\text{ex}} + (g_L\mu_B)^2 \sum_j L_{ij}^{xx} \right) - \frac{\Delta(B_x)}{2} \right] \sigma_i^x. \quad (10)
\end{aligned}$$

When the external magnetic field B_x is zero, only $C_{zz}(0) \neq 0$ and all the other $C_{\mu\nu}$ and $C_{\mu 0}$ vanish. Hence, in absence of an external magnetic field, the system can be described by a simple classical dipolar Ising model¹⁹. Fortunately, a number of interaction terms are zero or can be neglected with respect to the leading Ising interaction, which is proportional to $C_{zz}^2(B_x) \sum_{i \neq j} L_{ij}^{zz} \sigma_i^z \sigma_j^z$. As we can see from Eq. (10), for pure LiHoF₄, an effective $\sigma_i^x \sigma_j^x$ and $\sigma_i^y \sigma_j^y$ pair-wise interactions as well as a linear transverse field along the x direction are induced in the presence of an external magnetic field. As suggested by Fig. 5, and already assumed in Ref. [19], we expect the quantum fluctuations induced by these terms via either dipolar or exchange coupling, to be quite small and negligible compared to the quantum fluctuations induced by $\Delta(B_x)$. For the pure (disorder free) LiHoF₄, the invariance of the dipolar interactions under lattice mirror symmetries forces $\sum_j L_{ij}^{xx} = 0$. So the linear term with $C_{zz}(B_x)C_{x0}(B_x) \sum_{i \neq j} L_{ij}^{zx} \sigma_i^z$ vanishes. Considering the $C_{zz}(B_x)C_{xx}(B_x) \sum_{i \neq j} L_{ij}^{zx} \sigma_i^z \sigma_j^x$ term, because of lattice mirror symmetry, one has $\sum_{i \neq j} L_{ij}^{zx} \sigma_i^z \langle \sigma_j^x \rangle = 0$, therefore this term can only contribute via high order fluctuation effects beyond the vanishing mean-field contribution. Since $\frac{C_{x0}(B_x)}{C_{zz}(B_x)} < 1$, we expect the (second order) fluctuation contribution effects from the above $\sigma_i^z \sigma_j^x$ term to be small. Hence we neglect the $C_{zz}(B_x)C_{xx}(B_x) \sum_{i \neq j} L_{ij}^{zx} \sigma_i^z \sigma_j^x$ term in the $S_{\text{eff}} = \frac{1}{2}$ effective Hamiltonian $H_{\text{spin-1/2}}$. We should emphasize that for diluted LiHo_xY_{1-x}F₄, since the lattice mirror symmetries are broken, the two latter terms, proportional to $\sum_{i \neq j} L_{ij}^{zx} \sigma_i^z$ and $\sum_{i \neq j} L_{ij}^{zx} \sigma_i^z \langle \sigma_j^x \rangle$, can no longer be neglected²⁸. Indeed, these are the terms responsible

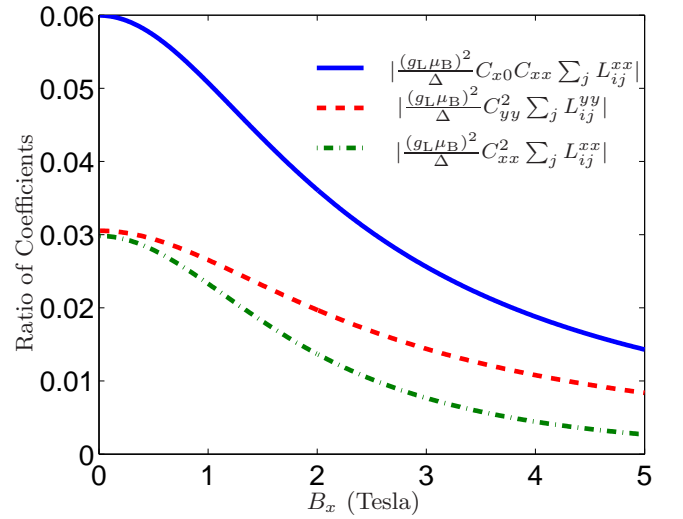


FIG. 5: The ratio of the typical value of terms neglected in Hamiltonian (11) respect to Δ , using the crystal field V_c from Refs. [15,19] and the dipolar sum is performed for a long cylindrical sample.

for the generation of the longitudinal random fields in LiHo_xY_{1-x}F₄ when subject to nonzero B_x ^{18,27,28}, as discussed in the Introduction.

Hence, the spin- $\frac{1}{2}$ Hamiltonian in Eq. (10) can be further simplified to a familiar looking transverse field Ising Hamiltonian with a dipolar and nearest-neighbor

exchange Ising interaction.

$$H_{\text{spin-1/2}} = \frac{1}{2} C_{zz}^2(B_x) \left[(g_L \mu_B)^2 \sum_{i \neq j} L_{ij}^{zz} \sigma_i^z \sigma_j^z + J_{\text{ex}} \sum_{i, \text{NN}} \sigma_i^z \sigma_{\text{NN}}^z \right] - \frac{\Delta(B_x)}{2} \sum_i \sigma_i^x. \quad (11)$$

To simplify the calculations, and in order to be consistent with the notation of Ref. [19] as well as for further comparison between our simulation results and those of Ref. [19], we lump the whole B_x dependence in the transverse field term into a renormalization factor $\epsilon(B_x)$ is defined as

$$\epsilon(B_x) = \frac{C_{zz}(B_x)}{C_{zz}(0)}. \quad (12)$$

We renormalize the Hamiltonian as

$$H_{\text{spin-1/2}} = [\epsilon(B_x)]^2 \tilde{\mathcal{H}}, \quad (13)$$

with, according to Eq. (11), $\tilde{\mathcal{H}}$ is

$$\tilde{\mathcal{H}} = \frac{1}{2} C_{zz}^2(0) \left[(g_L \mu_B)^2 \sum_{i \neq j} L_{ij}^{zz} \sigma_i^z \sigma_j^z + J_{\text{ex}} \sum_{i, \text{NN}} \sigma_i^z \sigma_{\text{NN}}^z \right] - g_L \mu_B C_{zz}(0) \tilde{\mathcal{B}}_x \sum_i \sigma_i^x, \quad (14)$$

where the renormalized effective transverse magnetic field $\tilde{\mathcal{B}}_x$, is related to the real applied B_x via

$$\tilde{\mathcal{B}}_x = \frac{\Delta(B_x)}{2 g_L \mu_B C_{zz}(0) \times [\epsilon(B_x)]^2}, \quad (15)$$

consistent with Ref. [19]. In discussing Monte Carlo simulations below, we also define a renormalized temperature, \tilde{T} , in conjunction with $\tilde{\mathcal{H}}$, with \tilde{T} defined as

$$T = [\epsilon(B_x)]^2 \tilde{T}, \quad (16)$$

where T is the real physical temperature.

All results presented in the Monte Carlo simulations section below were obtained by considering the renormalized Hamiltonian (14), and performing the simulations with respect to the renormalized \tilde{T} and $\tilde{\mathcal{B}}_x$. Before presenting our Monte Carlo simulations of Eq. (14) as pertain to LiHoF_4 , we first discuss the technique we employed to handle quantum fluctuations perturbatively for small B_x/T_c .

B. Effective classical temperature-dependent Hamiltonian – perturbation expansion

In this section, with a focus on the simplified spin $\frac{1}{2}$ Hamiltonian of Eq. (14), we aim to implement a cumulant perturbative Monte Carlo method for a spin $\frac{1}{2}$ transverse Ising model^{55,56}. For small quantum fluctuations,

close to the classical critical temperature, we are able to derive an effective classical Hamiltonian analytically, where quantum fluctuations are incorporated perturbatively. Using such effective perturbative Hamiltonian, we can then perform classical MC simulations. To set the stage, we first consider a general transverse field Ising Hamiltonian such as

$$\mathcal{H} = \frac{1}{2} \sum_{i,j} \mathcal{L}_{ij}^{zz} \sigma_i^z \sigma_j^z + \frac{1}{2} J_{\text{ex}} \sum_{i, \text{NN}} \sigma_i^z \sigma_{\text{NN}}^z - \Gamma \sum_i \sigma_i^x - h_0 \sum_i \sigma_i^z. \quad (17)$$

Γ is the transverse field in the x direction and h_0 denotes an external longitudinal field along the z direction. For compactness, note that we passed from dipolar interactions denoted $C_{zz}^2(0)(g_L \mu_B)^2 L_{ij}^{zz}$ to \mathcal{L}_{ij}^{zz} and from exchange interaction $C_{zz}^2(0)J_{\text{ex}}$ to \mathcal{J}_{ex} (see Eq. (14)). The partition function Z for a system with Hamiltonian (17) is

$$Z = \text{Trace}(e^{-\beta \mathcal{H}}) = \sum_{\{\psi_i\}} \langle \psi_i | e^{-\beta \mathcal{H}} | \psi_i \rangle, \quad (18)$$

where Z is obtained by tracing over ψ_i 's which are, for example, direct product of σ_i^z eigenvectors ($|\uparrow\rangle$ and $|\downarrow\rangle$) and $\beta \equiv 1/k_B T$. We can write the Hamiltonian (17) as $\mathcal{H} = H_0 + H_1$. H_0 is the classical part of the Hamiltonian, for which the ψ_i 's are eigenvectors. $H_1 \equiv -\Gamma \sum_i \sigma_i^x$ is the quantum term, which does not commute with H_0 . The existence of these two non-commuting terms in \mathcal{H} prevents us from applying classical Monte Carlo techniques directly to the system. We can derive an effective classical Hamiltonian as a functional of ψ_i , such that

$$e^{-\beta H_{\text{eff}}[\psi_i]} = \langle \psi_i | e^{-\beta \mathcal{H}} | \psi_i \rangle. \quad (19)$$

Referring to the definition above in Eq. (19), since the right hand side of Eq. (19) is the matrix element with respect to $|\psi_i\rangle$, $H_{\text{eff}}[\psi_i]$ is a functional depending only on the set of σ_i^z eigenvalues. The partition function can then be written as a classical partition function

$$Z = \sum_{\{\psi_i\}} e^{-\beta H_{\text{eff}}[\psi_i]}. \quad (20)$$

By finding an explicit expression for $H_{\text{eff}}[\psi_i]$, one can calculate the thermodynamical properties of the system described by \mathcal{H} by performing *classical* Monte Carlo simulations using H_{eff} instead of \mathcal{H} .

To proceed, we write the matrix element $\langle \psi | e^{-\beta \mathcal{H}} | \psi \rangle$ in terms of a cumulant expansion⁵⁷

$$\langle \psi | e^{-\beta \mathcal{H}} | \psi \rangle = \exp \left[-\beta \langle \psi | \mathcal{H} | \psi \rangle + \sum_{n>1} \frac{(-\beta)^n}{n!} \langle \psi | (\mathcal{H} - \langle \psi | \mathcal{H} | \psi \rangle)^n | \psi \rangle \right] \quad (21)$$

To make the notation more compact, by $|\psi\rangle$ we mean a typical $|\psi_i\rangle$ eigenvector. Using Eq. (21) we can derive the effective Hamiltonian $H_{\text{eff}}[\psi_i]$ perturbatively. The details of the derivation of $H_{\text{eff}}[\psi_i]$ are presented in Appendix B. $H_{\text{eff}}[\psi_i]$, is to order $O(\Gamma^2)$, given by

$$H_{\text{eff}} = H_0 + \beta\Gamma^2 \sum_i \{ \sigma_i^z F_1 [2\beta(h_i + h_0)] - F_0 [2\beta(h_i + h_0)] \}. \quad (22)$$

In Eq. (22), h_i is the total local field affecting the spin at site i caused by all the other spins, and which is

$$h_i = - \sum_{j \neq i} \mathcal{L}_{ij}^{zz} \sigma_j^z - \mathcal{J}_{\text{ex}} \sum_{\text{NN}} \sigma_{\text{NN}}^z, \quad (23)$$

and h_0 is the external longitudinal field in the z direction. The functions $F_0(x)$ and $F_1(x)$ are defined as

$$F_0(x) \equiv \frac{\cosh(x) - 1}{x^2},$$

$$F_1(x) \equiv \frac{\sinh(x) - x}{x^2}. \quad (24)$$

In this effective Hamiltonian, the effect of quantum fluctuations is taken into account perturbatively to order $O(\beta\Gamma^2/[H_0])$, where $[H_0]$ denotes the order of magnitude of H_0 , the classical part (first two terms) of Eq. (17). To obtain the thermodynamical properties of the system for small transverse fields we can therefore perform a classical Monte-Carlo on H_{eff} as a classical counterpart of the real quantum mechanical Hamiltonian. Since we are interested in thermal averages we can calculate thermodynamical quantities by differentiating the partition function, which is written in terms of $H_{\text{eff}}[\psi_i]$, with respect to h_0 , Γ or β . The effective Hamiltonian has an explicit h_0 and β dependence. For each true thermodynamical quantum-mechanical quantity, we obtain a pseudo-operator counterpart. For example the pseudo-operators corresponding to $\langle E \rangle$, $\langle M_z \rangle$, $\langle M_x \rangle$, $\langle M_z^2 \rangle$, and $\langle M_x^2 \rangle$ are calculated in Appendix C, where E , M_z and M_x are the energy and magnetization operators along the z and x direction. $\langle \dots \rangle$ stands for the Boltzmann thermal average.

Because of its perturbative nature in $(\beta\Gamma)$, this method is not reliable for large transverse fields or low temperatures. To illustrate the range of validity of this method we consider a simple one-dimensional nearest-neighbor transverse-field Ising-model Hamiltonian $H = -J \sum_i \sigma_i^z \sigma_{i+1}^z - \Gamma \sum_i \sigma_i^x$ with periodic boundary conditions. For a one-dimensional chain of 10 ions, we are able to calculate the exact total energy of the chain by exact diagonalization. To check our perturbative MC technique, we calculated the energy of the Ising chain as a function of temperature for a given transverse field. To make a comparison, we also performed a quantum Monte-Carlo (QMC) simulation on the system. In this QMC simulation, we used the Trotter-Suzuki⁵⁸ formalism and applied a continuous time cluster algorithm similar to the one in Ref. [59]. In Fig. 6, for a quite large

transverse field $\Gamma/J = 1$, we plot the average thermal energy as a function of temperature obtained from exact diagonalization, time cluster QM and ‘‘perturbative MC’’ using the effective perturbative Hamiltonian described above. This tests confirms the quantitative correctness of the perturbative Monte Carlo scheme at small $\beta\Gamma^2/J$. We also computed other thermodynamic quantities (e.g. $\langle M_z \rangle$, $\langle M_x \rangle$) and these also compared well with QMC and exact diagonalization results.

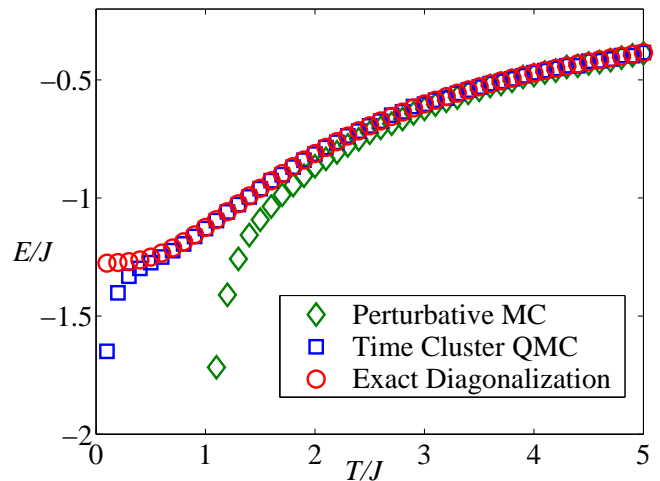


FIG. 6: Energy as a function of temperature for a simple one dimensional nearest-neighbor Ising chain with a transverse field of $\Gamma = J$ and $N = 10$ spins and periodic boundary conditions. The energy is obtained by exact diagonalization of the Hamiltonian, a time-cluster QMC algorithm, and a classical Monte-Carlo algorithm of the perturbative effective Hamiltonian.

Before we present our Monte Carlo results for LiHoF₄, let us summarize what we have done so far.

1. Since the spin-spin interactions and $T_c(B_x)$ are small compared to the gap between the low-lying states $|\alpha(B_x)\rangle$ and $|\beta(B_x)\rangle$ with respect to the excited crystal field state $|\gamma(B_x)\rangle$, we can recast the full microscopic model of LiHoF₄ in terms of an effective transverse field Ising model with effective spin-spin interactions and effective transverse field $\Gamma(B_x)$ that depend on the real physical applied magnetic field B_x .
2. Since we are interested in a regime where B_x/T_c is small, we can develop a perturbation expansion of the partition function in powers of B_x/T and recast the thermal averages of real physical observables in terms of quantities that can be determined via a classical Monte Carlo simulation of a further effective temperature-dependent classical Hamiltonian.

Having shown that the perturbative cumulant MC can quantitatively describe the TFIM for small $\beta\Gamma^2/[H_0]$, we proceed in the next section to describe how we use this method to study LiHoF₄ at small transverse field B_x , $B_x/T_c \ll 1$.

IV. PERTURBATIVE MONTE CARLO STUDY OF LiHoF₄

In this section we report results from the perturbative Monte Carlo (MC) simulation to study the low transverse field B_x properties of LiHoF₄, using the low field perturbative effective Hamiltonian in Eq. (22) and using Eq. (23) for the definition of the local h_i fields. As discussed in the Introduction, our primary goal here is to check the quantum Monte Carlo results from stochastic series expansion of Ref. [19], and investigate the contrasting results with the transverse field B_x phase diagram of Ref. [13] for small B_x (See Fig. 1). Hence, we are indeed interested in LiHoF₄ in the case of asymptotically small B_x/T_c . The temperature we use in our simulations is the renormalized temperature defined in Eq. (16). Regarding Eq. (14), the transverse field Γ used in the perturbative effective Hamiltonian (22) is $\Gamma = g_L \mu_B C_{zz}(0) \tilde{B}_x$, where \tilde{B}_x is defined in Eq. (15). For the local field h_i , defined in Eq. (23), we have $\mathcal{L}_{ij}^{zz} = C_{zz}^2(0)(g_L \mu_B)^2 L_{ij}^{zz}$ and $J_{\text{ex}} = C_{zz}^2(0) J_{\text{ex}}$.

In the following subsections, we first discuss the reaction field (RF) and the Ewald summation (ES) methods that we use to deal with the long range dipolar interactions, and discuss how the Monte Carlo results in the classical regime, where $B_x = 0$, are affected by the choice of the method we use. Next, we discuss the sensitivity of the J_{ex} estimates at zero B_x to finite-size effects, boundary conditions and choice of the method to handle the dipolar lattice sum. We also consider the effect of different J_{ex} on the phase diagram, when $B_x \neq 0$ and B_x/T is small. Finally, we investigate to what extent the final results depend on the set of crystal field parameters chosen to describe the Ho³⁺ single ion properties.

A. Reaction Field Method vs Ewald Summation Method

Griffiths' theorem⁴¹ states that in the absence of an external field the free energy for a dipolar lattice system has to be independent of the sample shape in the thermodynamical limit. Therefore, as an immediate consequence, in the absence of an external field, the net magnetization \mathcal{M} of the sample has to be zero. Otherwise, for a uniform $\mathcal{M} \neq 0$, a shape dependent demagnetization field would couple to the dipolar moments of the sample, making the free energy shape dependent. Here, the demagnetization field is the field originating from the magnetic moments sitting on the boundary of the sample. Hence, in the thermodynamic limit, domains form in order for the system to have a zero magnetization, $\mathcal{M} = 0$.

Experiments on LiHoF₄ show that the results are shape independent, confirming Griffiths theorem and domain formation^{60,61}. There is evidence that in LiHoF₄ long needle-shaped domains form along the c axis^{60,61}. If we assume that there is a uniform macroscopic bulk magnetization \mathcal{M}_z within a long needle-shaped domain

and the external magnetic field acting on the domain is B_z^{ext} , then the susceptibility χ of the domain is

$$\chi = \mathcal{M}_z / B_z^{\text{ext}}. \quad (25)$$

It should be noted that the macroscopic bulk magnetization \mathcal{M}_z , is given by $\mathcal{M}_z = n_0 g_L \mu_B \langle J^z \rangle$, where $n_0 = 4/a^2 c$ is the number of dipoles per unit of volume and where $a^2 c$ is the volume of the unit cell. Using $J^z = C_{zz} \sigma^z$, the bulk magnetization \mathcal{M}_z is related to the total moment of the effective Ising spins, $M_z = \sum_i \sigma_i^z$, in the $S_{\text{eff}}=1/2$ picture by

$$\mathcal{M}_z = \frac{4}{N} \frac{g_L \mu_B C_{zz}(B_x)}{a^2 c} \langle M_z \rangle, \quad (26)$$

where N is the total number of dipoles.

Let us consider an imaginary *macroscopic* spherical cavity deep inside a needle-shaped domain. The magnetization inside the sphere should be equal to the uniform bulk magnetization of the long needle-shaped domain. Apart from the external magnetic field B_z^{ext} , spins enclosed in the sphere experience an additional field that originates from the spins on the outer boundary of the imaginary sphere embedded in the long needle-shaped domain. The magnetic surface charge density on the surface of the needle-shaped domain with uniform magnetization \mathcal{M}_z produces an internal magnetic field $B_{\text{needle}} = 4\pi \mathcal{M}_z$. Meanwhile, the magnetic surface charge density on the surface of the uniformly magnetized sphere with magnetization of \mathcal{M}_z induces a (demagnetization) magnetic field $\frac{8\pi}{3} \mathcal{M}_z$ inside the sphere that is in the opposite direction to the applied field and to B_{needle} . Therefore, the total field B_z^{sph} inside the spherical cavity is⁶²

$$B_z^{\text{sph}} = B_z^{\text{ext}} - \frac{8\pi}{3} \mathcal{M}_z + 4\pi \mathcal{M}_z. \quad (27)$$

\mathcal{M}_z is uniform for a bulk sample. Now, instead of considering a whole needle-shaped bulk, we can also study an isolated spherical sample which an effective B_z^{sph} field is applied to it. If we substitute B_z^{ext} with \mathcal{M}_z/χ and B_z^{sph} with $\mathcal{M}_z/\chi_{\text{sph}}$, where χ_{sph} is the susceptibility of the spherical domain, then we can write χ as a function of χ_{sph}

$$\chi = \frac{\chi_{\text{sph}}}{1 - \frac{4\pi}{3} \chi_{\text{sph}}}. \quad (28)$$

If χ_{sph} is obtained via some calculation procedure for a spherical sample, one can use Eq. (28) to determine the macroscopic susceptibility of the bulk sample within which the sphere is embedded. Specifically, simulations can be performed on a finite size sphere, and the effect of the macroscopic bulk surrounding the sphere is incorporated in a mean-field manner by considering an effective field B_z^{sph} interacting with the spins inside the spherical sample. Using this method, called the reaction field (RF) method, Chakraborty *et al.* calculated the finite

size sphere susceptibility χ_{sph} by using the stochastic series expansion quantum Monte-Carlo method^{19,35}. They considered an N spin system enclosed by a sphere, where the susceptibility of the sphere is obtained from the spin-spin correlation. Referring to Eq. (28), the paramagnetic to ferromagnetic transition (criticality) within the macroscopic long needle-shaped domain occurs at the temperature for which $\chi_{\text{sph}} = \frac{3}{4\pi}$ occurs for a spherical sample. It should be noted that this criteria is derived for macroscopic systems in the thermodynamic limit. Therefore, as discussed in Ref. [45], because of the fluctuation of magnetic moments on the boundary of a finite size surface, quantities such as specific heat and susceptibility obtained via the RF method, are quite sensitive to finite size effects.

The Ewald summation (ES) method^{43,44,45} is an alternative approach used to obtain reliable quantitative results for describing real dipolar materials in a periodic boundary condition (PBC)^{46,47}. In the ES method, in order to treat long-range dipolar interactions with PBC, the system is modeled by replicating the simulation cell of linear size L into a large array of image copies. The ES method generates an effective dipole-dipole interaction $\sum_{\mu,\nu} L_{\text{eff}}^{\mu\nu}(\mathbf{r}_{ij})\boldsymbol{\mu}_i^\mu\boldsymbol{\mu}_j^\nu$ between two arbitrary magnetic moments, $\boldsymbol{\mu}_i$ and $\boldsymbol{\mu}_j$ within the simulation cell. Here, $\boldsymbol{\mu}_i = g_L\mu_B\mathbf{J}_i$, $\mu, \nu = x, y, z$, and $\mathbf{r}_j - \mathbf{r}_i$ where \mathbf{r}_i is the position of moment i . This is done by periodically replicating the simulation cell with a volume of $\Omega_0 = L^3a^2c$ and summing convergently the interactions between the real spins i and j in the specified volume of the simulation cell of size L , and all the periodically repeated images of j as

$$L_{\text{eff}}^{\mu\nu}(\mathbf{r}_{ij}) = \sum_{\mathbf{n}} L^{\mu\nu}(\mathbf{r}_{ij} + \mathbf{n}), \quad (29)$$

where $\mathbf{n} = (n_xLa, n_yLa, n_zLc)$ with n_x, n_y, n_z integers. $L^{\mu\nu}(\mathbf{r}_{ij}) = L_{ij}^{\mu\nu} \equiv [\delta^{\mu\nu}|\mathbf{r}_{ij}|^2 - 3(\mathbf{r}_{ij})^\mu(\mathbf{r}_{ij})^\nu]/|\mathbf{r}_{ij}|^5$ are dipolar couplings, which can be written in a more compact form as $L^{\mu\nu}(\mathbf{r}_{ij}) = \nabla_i^\mu \nabla_j^\nu |\mathbf{r}_{ij}|^{-1}$. Therefore

$$L_{\text{eff}}^{\mu\nu}(\mathbf{r}_{ij}) = \nabla_i^\mu \nabla_j^\nu \sum_{\mathbf{n}} |\mathbf{r}_{ij} + \mathbf{n}|^{-1}. \quad (30)$$

The sum $\sum_{\mathbf{n}} |\mathbf{r}_{ij} + \mathbf{n}|^{-1}$ is calculated using the Ewald method, such that the sum contain a real space sum plus a reciprocal space sum minus a self term^{43,44,45}

$$\begin{aligned} \sum_{\mathbf{n}} |\mathbf{r}_{ij} + \mathbf{n}|^{-1} &= \sum_{\mathbf{n}} \frac{\text{erfc}(\kappa|\mathbf{r}_{ij} + \mathbf{n}|)}{|\mathbf{r}_{ij} + \mathbf{n}|} \\ &+ \frac{1}{\pi\Omega_0} \sum_{\mathbf{k} \neq 0} \frac{4\pi^2}{k^2} e^{-k^2/4\kappa^2} \cos(\mathbf{k} \cdot \mathbf{r}_{ij}) \\ &- \frac{\kappa}{\sqrt{\pi}} \delta_{ij}. \end{aligned} \quad (31)$$

Here $\text{erfc}(x) = (2/\sqrt{\pi}) \times \int_x^\infty \exp -t^2 dt$ and \mathbf{k} denotes the reciprocal vectors of the simulation cell. The convergence factor κ is chosen such that the real space sum and the reciprocal space sum converge about equally rapidly^{43,44,45}.

The simulation cell and all its replicated images are embedded altogether in a continuous medium. Additionally, each spin experiences a demagnetization field, which is originating from the magnetic moments on the boundary of the system⁴⁵. This boundary contribution depends on the shape of the boundary of the macroscopic sample that we are interested in modeling. i.e. for a long needle-shaped sample the demagnetization field correction to the ES representation of the dipole-dipole interactions is zero⁴⁵. However, for a bulk spherical sample, the magnetic polarization of the magnetic moments on the boundary of the sphere induces a demagnetization field proportional to the magnetization of the sample $\mathcal{M} = \frac{1}{\Omega_0} \sum_i \boldsymbol{\mu}_i$, which creates an additional effective field acting on the the magnetic moments. The net effect results in an extra effective interaction

$$\frac{4\pi}{2\mu' + 1} \frac{\boldsymbol{\mu}_i \cdot \boldsymbol{\mu}_j}{\Omega_0} \quad (32)$$

between magnetic moments $\boldsymbol{\mu}_i$ and $\boldsymbol{\mu}_j$ to be incorporated in the simulation⁴⁵. In practice, the term in Eq. (32) is merely added to $L_{\text{eff}}^{\mu\nu}(\mathbf{r}_{ij})$ in Eq. (30), which itself is calculated via the ES expression of Eq. (31). Here, L is the linear system size, $\boldsymbol{\mu}_i = g_L\mu_B\mathbf{J}_i$, and μ' is the magnetic permeability of the surrounding continuum. For a sample surrounded by vacuum $\mu' = 1$ ⁶⁴. This interactions is added to the effective dipolar interaction between spins i and j , derived by the ES technique⁴⁷.

As a result, within the ES method, each spin interacts with all the ‘‘real’’ spins in the specified simulation cell of linear size L , and with all its replicated periodic images. Therefore, one would expect the system to behave more like a macroscopic system than in the RF method. However, there are still some finite size effects due to the artifact of having a periodic sequence of cells of finite size L . Once an effective dipole-dipole interaction between spins i and j within the simulation cell has been derived via the ES technique, one can perform Monte Carlo simulations using the standard Metropolis algorithm. Xu *et al.*⁶³ used this ES technique to simulate long-range dipolar Ising interactions for both the body-centered cubic (BCC) and body centered tetragonal lattices in zero applied field. In a more recent work³⁴, the ES technique was implemented in a Monte Carlo simulation study of $\text{LiHo}_x\text{Y}_{1-x}\text{F}_4$ in zero applied field. In the next subsection we discuss the results of MC simulations using the cumulant perturbative method. In our simulations, we incorporate the long-range dipolar interactions using both the RF method as discussed in Ref. [19] and the ES method. The influence of each method on the MC results is investigated in some detail.

B. Perturbative Monte Carlo Simulations Results

In this subsection we describe the Monte-Carlo results obtained using the effective perturbative Hamiltonian (22) and which employ different ways to handle the

dipolar lattice sums. We first report results obtained using the reaction field method for a spherical sample embedded in a long needle-shaped domain. We also report results from simulations using the ES method for both a long needle-shaped sample and a spherical sample embedded in a long needle-shaped domain.

1. Results from reaction field method

To establish a comparison of the effective perturbative Hamiltonian with previous QMC results¹⁹, we first performed Monte-Carlo simulations for a finite size sample with open spherical boundary condition, containing $N = 295$ spins and with J_{ex} in Eq. (Risindip) set to zero. These conditions are identical to the ones of Ref. [19]. As shown in Fig. 7, similarly to Ref. [19], we used the reaction field criterion, set by the divergence of χ when $\chi_{\text{sph}} = \frac{3}{4\pi}$ (see Eq. (28)), to find the effective critical temperature $\tilde{T}_c(\tilde{B}_x)$ as a function of the effective field \tilde{B}_x , where \tilde{T} and \tilde{B}_x are defined in Eqs. (15) and (16). χ_{sph} is calculated using

$$\chi_{\text{sph}} = \frac{1}{k_B \tilde{T}} \frac{\alpha}{N} \langle M_z^2 \rangle, \quad (33)$$

where the prefactor α is given by

$$\alpha = \frac{4}{a^2 c} (g_L \mu_B C_{zz}(0))^2. \quad (34)$$

In the perturbative MC method, for determining $\langle M_z^2 \rangle$, we used the pseudo-operator defined by Eq. (C4).

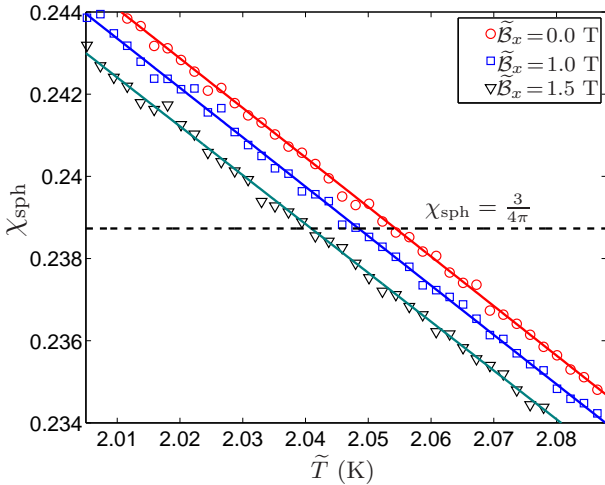


FIG. 7: Finding \tilde{T}_c using the perturbative Monte-Carlo for a sphere of $N=295$ spins and $J_{\text{ex}} = 0$, by using the reaction field $\chi_{\text{sph}} = \frac{3}{4\pi}$ criterion at criticality

The phase diagram as a function of the effective temperature \tilde{T} and the effective field \tilde{B}_x , using the effective perturbative Hamiltonian (22) and the above cumulant expansion is shown in Fig. 8. It can be seen that at

low enough fields close to the classical phase transition, our perturbative Monte Carlo results, using the same reaction field method as in Ref. [19], closely match the quantum Monte Carlo results from Ref. [19]. Using the reaction field method for $B_x = 0$ we get a $\tilde{T}_c = 2.03$ K, where $T_c(B_x = 0) = \tilde{T}_c(B_x = 0)$ since $\epsilon(B_x = 0) = 1$.

2. Results from Ewald summation method – needle-shaped sample

The simulations using the Ewald summation (ES) method were performed with simulation boxes of size $L = 7, 8, 9$, with each box containing $N = 4 \times L^3$ spins. The dipolar interactions of ions inside the simulation boxes were derived via the ES technique and assuming an infinitely long needle-shaped sample⁶⁵. That is, the additional demagnetization term correction from Eq. (32) is not incorporated into the Ewald representation of the dipolar interactions between ions i and j . We determined

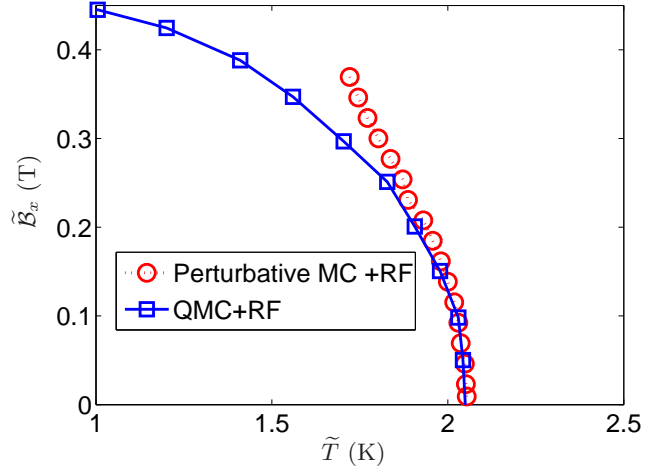


FIG. 8: Comparing the phase diagram of the perturbative Monte-Carlo with Quantum Monte Carlo results¹⁹ as a function of effective temperature and effective magnetic field for a sphere of $N=295$ spins and $J_{\text{ex}} = 0$, using the reaction field method of Ref. [19].

the critical temperature by finding the temperature at which the magnetization Binder ratio⁶⁶,

$$Q = 1 - \frac{1}{3} \langle M_z^4 \rangle / \langle M_z^2 \rangle^2,$$

for system sizes $L = 7, 8$, and 9 intersect. The intersection point shown in Fig. 9 is at $T_c = 1.92$ K which is the critical temperature. $\langle M_z^4 \rangle$ and $\langle M_z^2 \rangle$ are calculated using Eqs. (C4) and (C9) within the perturbative effective Hamiltonian scheme. As demonstrated in the inset of Fig. 9, plotting Q as a function of $L^{1/\nu}(T - T_c)$ shows a good data collapse for system sizes $L = 7, 8$, and 9 , with the mean field exponent $\nu = 1/2$. This is consistent with the argument that the upper critical dimension for

dipolar interactions is $d = 3$. A more rigorous analysis of three dimensional dipolar systems shows logarithmic finite size scaling corrections^{63,67}. We have not investigated these corrections in this study as it is outside the scope of this work. As long as $T_c(B_x \neq 0) > 0$, the critical behavior should be controlled by the same classical critical exponents as for $B_x = 0$.

3. Results from Ewald summation method – spherical sample

We have repeated the perturbative MC simulations using the ES technique but with a slightly different twist to it. Instead of simulating a long needle-shaped bulk and using the Binder method to obtain the critical temperature, we simulate a sample with a spherical domain. We derived the effective dipolar interactions between the spins by using the ES technique for a spherical cavity. The effect of the spherical boundary is taken into account by incorporating the additional effective interaction of Eq. (32)⁶⁴ between spins i and j . Now, one can assume that this sphere is embedded in a long-needle-shaped bulk. Therefore, by recalling the derivation of Eq. (28) from Eq. (27), where an effective field B_z^{sph} is applied to the magnetic moments of the sphere, one can determine the macroscopic χ of the bulk, by calculating χ_{sph} via ES method for a spherical sample. The procedure that we use here is similar to the procedure one above that employed the reaction field for a finite size system and which led to the phase diagram in Fig. 8. The difference between the ES technique within a spherical boundary and the reaction field method implemented in Ref. [19] is that instead of using an open spherical boundary condition, and considering only bare dipolar interaction between a finite number of spins within a cutoff sphere, a simulation box with periodic boundary condition is considered. The effective dipolar interactions of ions inside the simulation box is derived via the Ewald summation technique. In this approach a spherical boundary is considered for the whole simulation box and all the replicated images of the real box. In this case, each effective pairwise dipolar interactions described by the ES representation has added to it the extra interaction term given by Eq. 32. Once again, the origin of this additional interaction is the demagnetization field, due to the polarization of the magnetic moments on the spherical boundary. In this approach, the system behaves much more like a macroscopic sphere compared to the one above that used the reaction field method. It is further assumed that this macroscopic sphere is embedded inside a macroscopic long macroscopic needle-shaped domain. Therefore, by employing the perturbative Monte Carlo method and using Eq. (33), we calculate χ_{sph} to obtain the critical temperature. Based on Eq. (28), the critical temperature is calculated by finding where the $\chi_{\text{sph}} = \frac{3}{4\pi}$ criticality criterion is satisfied. As shown in Fig. 9b, for a simulation box of $L = 7$, we obtain $T_c = 1.92$ K for a zero

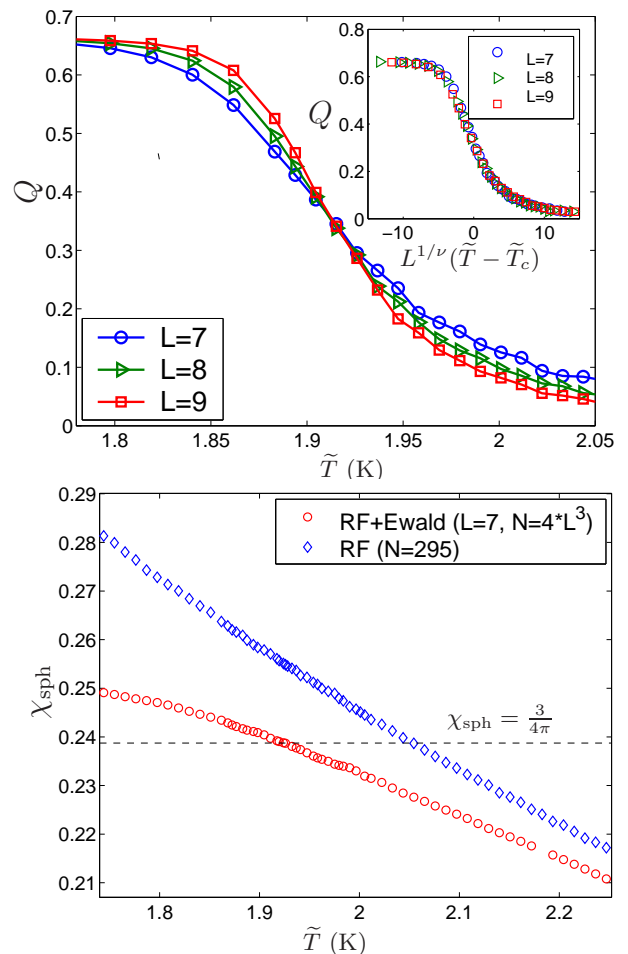


FIG. 9: (a) The Binder ratio crossing for $L = 7, 8, 9$ system sizes, performing MC and using ES technique for a long needle-shaped sample, with $B_x = 0$, $J_{\text{ex}} = 0$. $\tilde{T} = T$ for $B_x = 0$. The inset shows that the Binder ratios collapse for the mean field exponent $\nu = 1/2$ to a very good degree. (b) χ_{sph} calculated by performing MC simulation, using Eq. (33). The diamonds are for a finite size sphere using the reaction field scheme similar as in Ref. [19] (i.e. same results as shown in Fig. 7 for the $\tilde{B}_x = 0$ data). For the circles, we have obtained the interaction between the ions by the ES technique for $L = 7$ system size and incorporating the spherical boundary effect via the demagnetization term of Eq. (32) and using $B_x = 0$ and $J_{\text{ex}} = 0$, with again $\tilde{T} = T$ for $B_x = 0$. As one can see the $\tilde{T}_c \approx 1.92$ K obtained here agrees with the \tilde{T}_c obtained using the Binder ratio crossing.

transverse field and $J_{\text{ex}} = 0$, very close to the T_c previously derived using ES technique for a long needle-shaped sample and shown in Fig. 9a. Thus, the two approaches using ES technique lead to similar results. We believe that the difference between the classical T_c obtained via ES technique and the $T_c(B_x = 0)$ obtained using the reaction field method¹⁹ is because, in the reaction field method, the number of spins inside the cut-off sphere, which is embedded in the needle-shaped domain, is of

too limited size. By implementing Eq. (28) in the reaction field method, the effect of the spins on the spherical boundary for a limited size is in essence incorporated in a mean field manner in the simulation. For a limited size boundary, thermal fluctuations on the boundary are underestimated, hence resulting in an overestimated T_c . This overestimation of T_c , which decreases by increasing the size of the spherical boundary, is expected to vanish in the thermodynamic limit $L \rightarrow \infty$.

C. Nearest-Neighbor Exchange Interactions

The zero transverse field critical temperature of 1.92 K obtained above lies quite far above the experimental critical temperature of 1.53 K. As suggested by Chakraborty *et al.*, it is reasonable to assume that the discrepancy may be related to a nearest-neighbor Heisenberg antiferromagnetic exchange interaction. Indeed, in the related LiTbF₄ material, it has long been known that a J_{ex} coupling exists⁵⁴. There has been no direct determination for the magnitude of this nearest-neighbor exchange in LiHoF₄. However, there have been indirect estimations, considering J_{ex} as a free parameter, such that the specific heat⁵⁰ and susceptibility⁵¹ calculations based on mean field theory fit to the equivalent experimental measurements. Another procedure to determine J_{ex} , would be to fit theoretical calculation with neutron scattering data, similar to the procedure followed for LiTbF₄⁵⁴. Recently, Rønnow *et. al*¹⁵ have performed inelastic neutron scattering measurements on LiHoF₄. Considering J_{ex} as a free parameter, they used the so called *effective-medium theory* to modify the mean field random phase approximation parameters. They estimated J_{ex} such that a best fit with the experimental phase diagram is obtained. For example, although for $J_{\text{ex}}=1.16$ mK there is good agreement with experiment when $2.0 < B_x < 4.0$ Tesla, as is common in mean field theory calculations, the critical temperature is overestimated (by 14 percent) compared with the experimental critical temperature at zero applied field $B_x = 0$.

In our work here, we use Monte Carlo techniques and consider the exchange interaction as a free parameter. We can estimate the J_{ex} strength by adjusting its value such that the experimental T_c is reproduced, as was done in Ref. [19]. Using the reaction field method performed for finite spheres in Ref. [19], for $N = 295$ spins, $J_{\text{ex}} = 6.07$ mK was obtained. As a check, we repeated our Monte Carlo simulations, also using the reaction field method for the same number of spins, and fitted J_{ex} such that the experimental zero-field critical temperature $T_c = 1.53$ K is reproduced. We obtained the same $J_{\text{ex}} = 6.07$ mK as in Ref. [19]. It should be noted that, as reported in Ref. [19], one does not obtain a unique J_{ex} value when performing simulations for different sphere sizes. The J_{ex} value strongly depends on the number of spins considered. In Ref. [19], for the largest system size considered ($N=3491$), a $J_{\text{ex}} = 5.25$ mK was required to

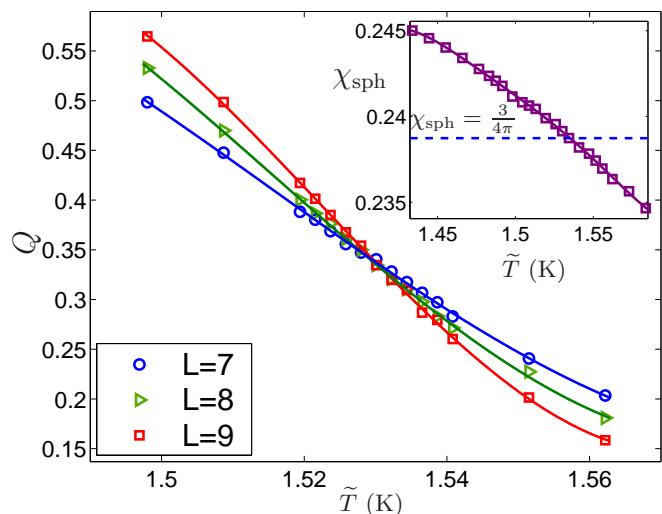


FIG. 10: The Binder ratio crossing for $L = 7, 8, 9$ system sizes, performing MC and using ES technique for a cylindrical boundary with $B_x = 0$. $J_{\text{ex}} = 6.07$ mK is set such that the critical temperature $T_c \approx 1.53$ K is obtained. $\tilde{T} = T$ for $B_x = 0$. In the inset χ_{sph} is calculated by performing Monte Carlo simulations, using Eq. (33). The interaction between the ions is obtained by the ES technique for $L = 7$ system size and using a spherical boundary condition for $B_x = 0$. The same $J_{\text{ex}} = 3.91$ mK used and a similar $T_c \approx 1.53$ K is obtained. $\tilde{T} = T$ for $B_x = 0$.

obtain a Monte Carlo estimate of T_c of 1.53 K. There are two sources of errors that are affecting the value of the estimated J_{ex} obtained by the reaction field method of Ref. [19]. Firstly, for a given number of spins, when Monte Carlo simulations are performed to calculate T_c , the reaction field method estimates a higher value for T_c compared to the ES method. The sources of these errors are finite size effects and the underestimation of thermal fluctuations at the boundary, as we now explain. To push down the value of T_c obtained for $J_{\text{ex}} = 0$ such that it matches the experimental value for T_c , an antiferromagnetic J_{ex} is required. For $J_{\text{ex}} = 0$, the reaction field method generates a higher T_c compared to the ES method. Therefore, in order to push down the T_c obtained from Monte Carlo simulation to match the experimental value for T_c , a larger value for the antiferromagnetic J_{ex} is required than the one required when using the ES method. Secondly, there is another source of error affecting the value of the estimated J_{ex} obtained by the reaction field method. It comes from the number of surface bonds, which depends on the radius of the chosen cut-off sphere. For ions close to the surface, some of the nearest-neighbors fall inside the spherical boundary while some remain outside. Because of the missing number of exchange interactions on the boundary, the overall exchange estimated is forced to be larger than the actual value. When the ES technique is used in conjunction with periodic boundary conditions, this boundary effect problem no longer exists, making the ES technique a more reliable tool for estimating J_{ex} ^{46,47}. To estimate J_{ex} us-

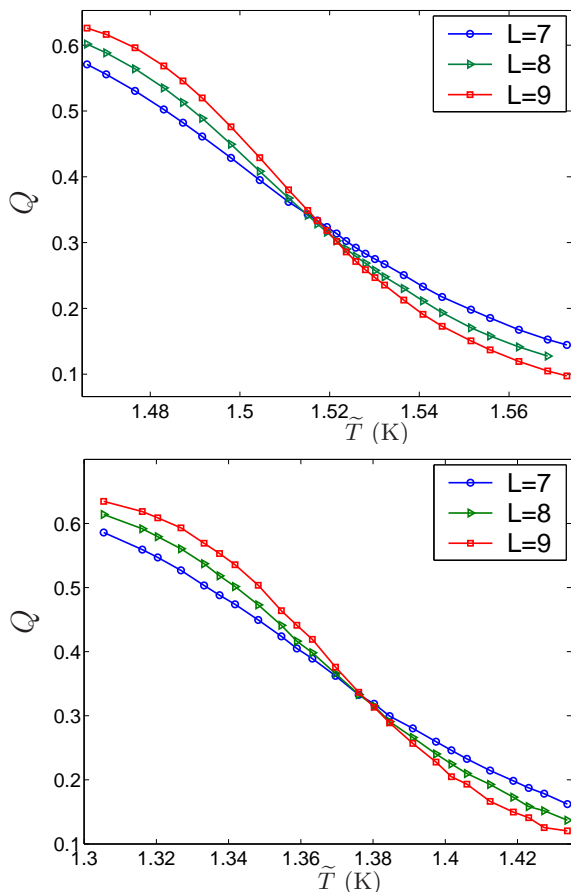


FIG. 11: The Binder cumulant crossing for $L = 7, 8, 9$ system sizes, performing perturbative MC and using ES technique for a long needle-shaped sample with $J_{\text{ex}} = 3.91$ mK. In (a) we have $\tilde{B}_x = 0.05$ T and in (b) we have $\tilde{B}_x = 0.15$ T.

ing our Monte Carlo simulations, we used the Binder ratio crossing method and employed both the ES technique for a long needle-shaped sample and the ES technique for a macroscopic sphere embedded in a long needle-shaped sample. For the latter case, the interactions of Eq. (32), originating from the magnetic polarizations of the magnetic moments on the spherical boundary were considered as well. The two J_{ex} values so determined are the same, which is approximately $J_{\text{ex}} = 3.91$ mK, as illustrated in Fig. 10. Note that this value of $J_{\text{ex}} = 3.91$ mK is consistent with the one recently determined in Ref. [34]. The definition of the exchange constant of 0.12 K in Ref. [34] for Ising spins corresponds to $J_{\text{ex}} C_{zz}(B_x = 0)^2$ in our case. Using $J_{\text{ex}} = 3.91$ mK and $C_{zz}(B_x = 0) = 5.51$ from Fig. 4, we have $J_{\text{ex}} C_{zz}(B_x = 0)^2 \approx 0.119$ K, in excellent agreement with Ref. [34].

D. Transverse Field vs Temperature Phase Diagram

Having determined a seemingly consistent value for J_{ex} , we are now ready to perform Monte Carlo simulation for small transverse magnetic fields B_x . The effect of quantum perturbations are incorporated through the effective Hamiltonian Eq. (22), which is derived from the B_x -rescaled Hamiltonian Eq. (14). To obtain the real temperature T and external transverse magnetic field B_x from the effective values \tilde{T} and \tilde{B}_x used in the simulations we employ relations Eqs. (15) and (16). To illustrate the procedure, we show the crossing of the Binder ratio Q for $\tilde{B}_x = 0.05$ T and $\tilde{B}_x = 0.15$ T in Fig. 11.

Interestingly, using each of the numerical methods discussed above to obtain the phase diagram, it seems that for small B_x the final phase diagrams demonstrating the critical transverse field as a function of temperature are affected very little in respect to which specific technique is used. Figure 12 shows the phase diagrams, using the perturbative Monte Carlo method implementing the reaction-field method and the Ewald summation technique, compared with QMC¹⁹ results and experiment¹³. We use Eq. (15) and Eq. (16) to obtain the real physical transverse magnetic field, B_x and temperature T from \tilde{T} and \tilde{B}_x . As one can see, all the phase diagrams obtained from the effective perturbative method show a good agreement with the quantum Monte Carlo result of Chakraborty *et al.*¹⁹, for small transverse fields up to a “real” physical transverse magnetic field $B_x \approx 1.5$ Tesla, where we presume the lowest order cumulant formulation of the effective classical Hamiltonian model breaks down. This is the main result of this work.

In conclusion, we confirm the results of Ref. [19] but, perhaps unfortunately, we fail to explain the discrepancy between numerical and experimental results. We are thus led to ponder on theoretical reasons that may explain this discrepancy. We explore one such possibility in the next subsection and which is also the one that was put forward in Ref. [19].

E. Other Crystal Field Parameters

As reported in Ref. [19], we find that the numerical phase diagrams show a discrepancy with the experimental phase diagram, even at asymptotically small transverse fields. Indeed, this was one of the main motivations for the present work. As can be seen in Fig. 12, our efforts in considering (i) a different Monte Carlo scheme and (ii) other ways to handle the long-range dipole-dipole interactions have not allowed us to resolve the discrepancy between the results from numerical simulations of Ref. [19] and the experimental phase diagram of Ref. [13]. Chakraborty *et al.*¹⁹ suggested that this discrepancy may be related to uncertainties in the crystal field parameters. We now briefly explore this possibility.

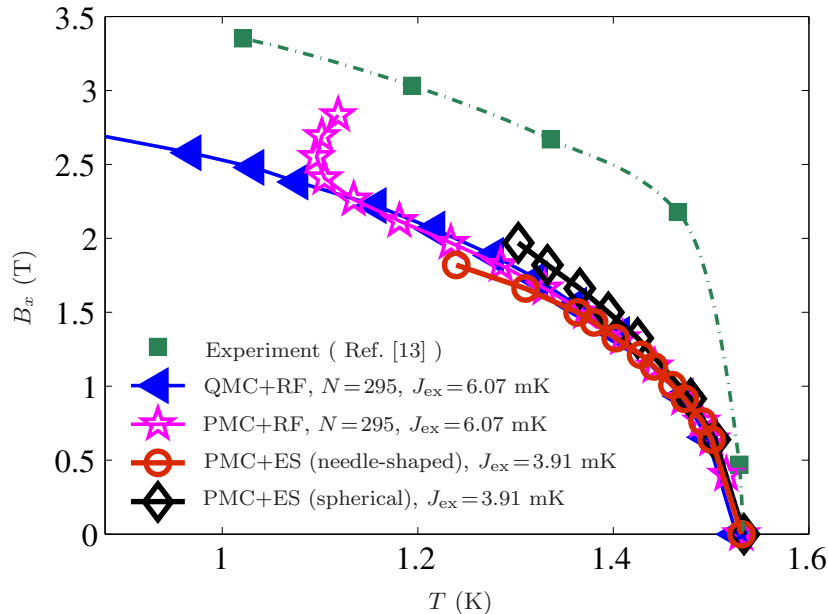


FIG. 12: The phase diagram of the critical transverse field as a function of temperature for LiHoF₄. The closed boxes are the experimental phase diagram¹³. The closed triangles are the phase diagram obtained by QMC¹⁹ using the RF method for a finite sphere with $N = 295$ spins. The open stars are the result from perturbative Monte Carlo (PMC) using the same reaction field (RF) method used in Ref. [19] for a sphere with $N = 295$ spins. Quite importantly, as discussed in the text, the reaction field method leads to a considerable overestimate of J_{ex} . The open circles are obtained, using the perturbative Monte Carlo in a needle-shaped domain using ES method. The open diamonds are obtained, using perturbative Monte Carlo in a bulk sphere embedded in a needle-shaped domain, using ES method and the spherical boundary effect of Eq. (32).

As discussed in Appendix A, crystal field parameters are usually obtained such that theoretical calculations match with experimental data from electron paramagnetic resonance (EPR)³⁷, inelastic neutron scattering (INS)¹⁵ or susceptibility measurements¹⁶. Recalling the discussion that led to the derivation of the effective spin-1/2 description of LiHoF₄ in Eq. (11), one realizes that the parameters $C_{zz}(B_x)$ and $\Delta(B_x)$ are implicit functions of the crystal field level energies and crystal field level wave functions. As a result, the mapping of the problem to a spin-1/2 model depends on the chosen values of the B_n^α crystal field parameters (See Appendix A) entering in the description of the crystal field Hamiltonian V_c . This state of affairs is rendered particularly important, since, unfortunately, there appears to be some ambiguity in the literature about the empirical values of the B_n^α parameters. All the numerical results that we obtained in the previous sections are based on the set of recent crystal field parameters obtained reported in Refs. [15], which were also used in the stochastic series expansion quantum Monte Carlo of Ref. [19], and which were determined by fitting theoretically determined crystal field levels with those resolved in inelastic neutron scattering data. Recently, new electron paramagnetic resonance (EPR) spectroscopy experiments have been performed, in which the crystal field parameters were determined³⁷. Based on the EPR data reported in Ref. [37], spectral parameters were refined in order to fit the observed de-

pendencies of the resonance frequencies on the external magnetic field, giving a new set of crystal field parameters and an effective Landé g-factor g_L reduced from its pure 5I_8 $g_L = 5/4$ value down to an effective $g_L^{\text{eff}} = 1.21$. Using this new set of crystal-field parameters, we obtain a different renormalization factor $\epsilon(B_x)$ (Eq. (12)) and effective transverse field \tilde{B}_x (Eq. (15)) and as a result, different $C_{zz}(B_x)$ and $\Delta(B_x)$. One of the consequences of obtaining a different C_{zz} , with the new CFP is that referring, to Eq. (11), a different $B_x = 0$, T_c is obtained. Having determined a different T_c via this new set of CFP, the value of J_{ex} required to match the experimental $T_c = 1.53$ K is therefore different. In order to scrutinize “only” the effect of using a new set of CFP and to compare the phase diagram obtained using this new set of parameters with the results of Ref. [19] in a rather simple way, we repeated the perturbative Monte Carlo simulations, using the same reaction field method used above and done in Ref. [19] for a finite size sphere of $N = 295$ spins and a newly determined $J_{\text{ex}} = 4.38$ mK. At the end, after in essence repeating all the work discussed in Section IV B 1, a new phase diagram is derived. This phase diagram is plotted in Fig. 14. As it can be seen, this *new* phase diagram is consistent with the previous theoretical work, (e.g. Ref. [19] and Fig. 12). Interestingly it therefore does not appear at this time that the different crystal field Hamiltonians available for LiHoF₄^{15,16,19,37} are able to explain the significant discrepancy between

V. CONCLUSION

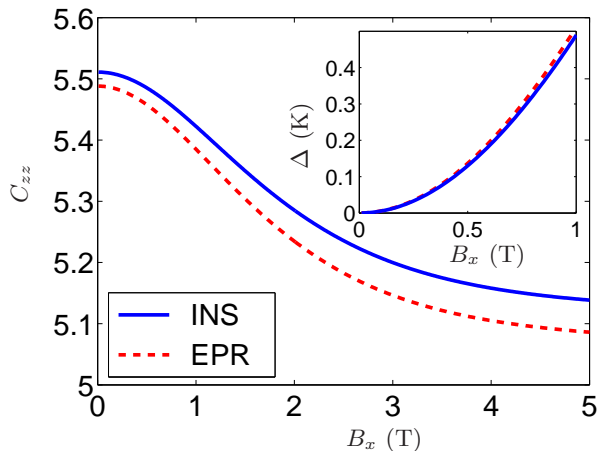


FIG. 13: Comparing C_{zz} and Δ as a function of B_x , calculated using two different crystal field parameters (CFP). The solid line is obtained, using Refs. [15,19] CFP based on inelastic neutron scattering (INS) experiment. The dashed lines is obtained, using Ref. [37] based on electron paramagnetic resonance (EPR) experiment.

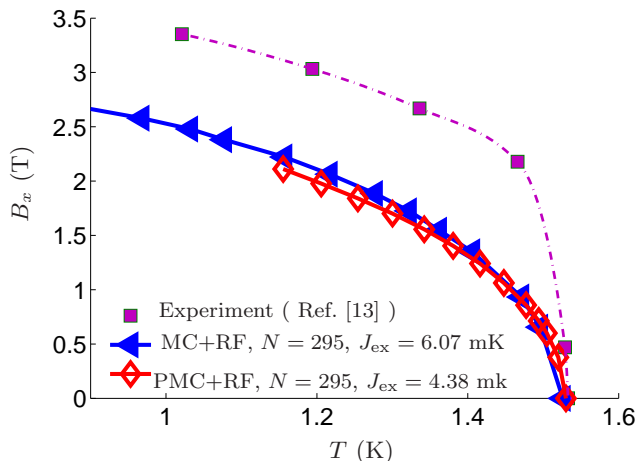


FIG. 14: Comparing the phase diagrams of the critical transverse field as a function of temperature for LiHoF_4 , based on two different set of crystal field parameters. The closed triangles are the QMC results of Ref. [19], using the RF method for a finite sphere with $N = 295$, based on the CFP of Ref. [15]. The open diamonds are obtained from our perturbative Monte-Carlo, using the same RF method used in Ref. [19] for a sphere with $N = 295$ spins, based on the CFP reported in Ref. [37].

the $B_x - T$ phase diagram obtained by simulations compared to experimental results of Ref. [13]. Finally, it should be emphasized that there is no difference in the results for this new set of CFP provided J_{ex} is adjusted as well. On the other hand, different CFP lead to a systematically different T_c if J_{ex} is not adjusted.

With a perturbative Hamiltonian derived from a low energy effective spin-1/2 description of LiHoF_4 , we have re-investigated the $B_x - T$ phase diagram with an independent approach for small B_x/T_c where quantum fluctuations are weak. The method we used to incorporate perturbatively weak quantum fluctuations within a semi-classical Hamiltonian, because of its simple numerically tractable form, allows one to directly address possible factors behind the discrepancy between results from experiments and from classical Monte Carlo simulations in the vicinity of T_c . This method can be easily generalized to more complicated quantum magnetic Ising models, where the Ising-like term is the dominant term and the other non commuting terms are considered as weak perturbations. In particular, if one is interested in studying numerically the effect of nonzero B_x in the diluted regime of $\text{LiHo}_x\text{Y}_{1-x}\text{F}_4$, this perturbative method should be directly applicable by performing Monte Carlo simulations of the appropriate low energy Hamiltonian^{18,28}.

To perform semi-classical Monte Carlo simulations that handle the magnetostatic long-range dipole-dipole interactions properly, we applied the Ewald summation technique for two different geometries. In order to determine T_c , we used the Binder magnetization ratio crossing for a long needle-shape sample, and we used the $\chi_{\text{sph}} = \frac{3}{4\pi}$ criterion for a spherical sample embedded inside a long needle-shaped domain. We obtained the same T_c for both cases and, consequently, determined the same value for J_{ex} . The values of the T_c and J_{ex} that we calculated are somewhat different from the T_c and J_{ex} values found in Ref. [19]. This difference originates from using open boundary conditions and a finite spherical cutoff in Ref. [19], which underestimates the thermal fluctuations at the boundary. We found that although we used a different method and found a different J_{ex} , the final $B_x - T$ phase diagram obtained here is the same in the low B_x/T_c limit as in the previous results¹⁹. As a result, we tentatively conclude that the discrepancy between the theoretical and experimental results is *not* of computational origin. To explore a possible explanation for the discrepancy, we considered a different set of crystal field parameters.

A consideration of different crystal field parameters (CFP), which lead to a different estimate for J_{ex} does not, however, at the end produce a dramatically different T_c vs B_x phase diagram. This preliminary result that only considers one set of alternative CFP goes against the suggestion of Ref. [19] that a possible origin of the discrepancy might be due to the ambiguity in CFP. It is perhaps surprising that the consideration of a rather different set of CFP compared to those used in Ref. [19] affects the phase diagram so little once J_{ex} has been re-adjusted to match the experimental $T_c(B_x = 0) = 1.53$ K value. Therefore the origin of the discrepancy between numerics and experiment remains fully unexplained.

The method we obtained in the present work could

be used to carry on further investigation of the cause of the discrepancy. Without this tool, it would have been somewhat less straightforward to have investigated the relevance of the various factors that we investigated in this paper. The disagreement with the experimental phase diagram of Ref. [13], would suggest that it may be worthwhile to revisit the experimental determination of the B_x vs T_c phase diagram. On the other hand, in both the work presented here and in that of Ref. [19], a very simple spin Hamiltonian was considered. Specifically, only long-range magnetostatic dipole-dipole and isotropic (Heisenberg) nearest-neighbor exchange interactions were considered. The faster decreasing $T_c(B_x)$, compared to the experimental case indicates that perhaps there are effects at play in the real material that weaken quantum fluctuations for small B_x .

In other words, there may be other couplings in the effective theory in addition to those in the simplest transverse field Ising model (TFIM) of Eq. (17). As illustrated in Fig. 5, the terms that we ignored when passing from Eq. (10) to Eq. (11) seem too small to be able to resolve this issue. It might be necessary to consider the possibility that not completely negligible anisotropic exchange, higher order multipolar exchange interaction, or magneto-elastic couplings may be at play in LiHoF₄.

Finally, we note that it would be interesting if one could study other magnetic materials similar to the LiHoF₄ compound and that could provide another realization of a TFIM. Recently, a mean-field theory calculation has concluded that Ho(OH)₃, which is an insulating hexagonal dipolar Ising ferromagnet, is very well described by a TFIM when a magnetic field B_x is applied perpendicular to the Ising spin direction⁶⁸. This material constitutes a close analogue of LiHoF₄ and, when diamagnetically diluted with Y³⁺, may potentially be an analogue of LiHo_{*x*}Y_{1-*x*}F₄. The existence of another experimental candidate for the study of the TFIM with long-range dipolar interaction presents the opportunity to re-investigate the puzzling properties of pure and diluted LiHoF₄ in a new material, shedding light on the physics of dipolar Ising systems in both zero and nonzero applied transverse field. The method we have employed in this work is a suitable tool to study these new proposed quantum magnetic Ising materials beyond mean field theory and provides a tool to make comparison with future experiments performed on these proposed TFIM materials.

To conclude, we hope that the work presented here stimulates further theoretical and experimental studies of LiHoF₄ in the regime of small transverse field B_x where the classical paramagnetic to ferromagnetic transition is only perturbatively affected by B_x .

VI. ACKNOWLEDGMENTS

We thank P. Chakraborty, J.-Y. Fortin, S. Girvin, P. Henelius, R. Hill, B. Malkin, P. McClarty, J. Quilliam,

P. Stasiak, and F. Vernay for useful discussions. Support for this work was provided by the NSERC of Canada and the Canada Research Chair Program (Tier I, M.G), the Canada Foundation for Innovation, the Ontario Innovation Trust, the Canadian Institute for Advanced Research, and NSC of Taiwan.

APPENDIX A

In this Appendix we briefly discuss how the crystal field Hamiltonian of LiHoF₄ is written in terms of angular momentum operators and crystal field parameters.

In the point charge approximation description of the crystal field, we assume that the ions interacting with Ho³⁺ electrostatically are close to point charges. The potential at \mathbf{r} is simply the sum of point charge coulomb interaction potential

$$V(\mathbf{r}) = \sum_i \frac{q_i}{|\mathbf{R}_i - \mathbf{r}|}, \quad (\text{A1})$$

where \mathbf{R}_i is the position and the total electric charge of the i 'th ion. $V(\mathbf{r})$ can be expanded as

$$V(r, \theta, \phi) = \sum_{n=0}^{\infty} \sum_{\alpha} r^n \gamma_{n\alpha} Z_{n\alpha}(\theta, \phi), \quad (\text{A2})$$

where

$$\gamma_{n\alpha} = \sum_i \frac{4\pi q_i}{(2n+1)} \frac{Z_{n\alpha}(\theta_i, \phi_i)}{R_i^{n+1}}, \quad (\text{A3})$$

and the $Z_{n\alpha}$'s are the spherical harmonics containing $\sin \phi$ or $\cos \phi$ ⁶⁹. To get the crystal field Hamiltonian V_C , one must sum this energy over all of the valence electrons of the holmium (Ho³⁺) moments, hence we have:

$$V_C = -e \sum_j V(\mathbf{r}_j). \quad (\text{A4})$$

According to arguments provided by Stevens⁷⁰ for evaluating the matrix elements of the crystal field Hamiltonian between wave functions specified by the angular momentum \mathbf{J} , the crystal field Hamiltonian can be written in term of Stevens' operator equivalents O_n^α , built out of the vector components of \mathbf{J} operators,

$$V_C = \sum_{n,\alpha} B_n^\alpha O_n^\alpha. \quad (\text{A5})$$

The Stevens' equivalent operators act on the angular momentum states of the wave functions. The matrix element of the radial part of the wave function is incorporated in the B_n^α parameters, usually determined by fitting to experimental (e.g. spectroscopic) data^{15,16,37}. From angular momentum algebra, in the case of $4f$ electrons, we need to consider only $n = 0, 2, 4, 6$ in the sum (A5).

The choice of B_n^α coefficients in Hamiltonian (A5) that do not vanish and have nonzero corresponding matrix elements is dictated by the point symmetry group of the crystalline environment. The details of the method and conventions for expressing the crystal field Hamiltonian can be found in the review paper by Hutchings⁶⁹. The point group symmetry of LiHoF₄ has S_4 symmetry, which means the lattice is invariant respect to a $\frac{\pi}{2}$ rotation about the z axis and reflection with respect to the $x - y$ plane. The crystal field Hamiltonian for LiHoF₄ is therefore written as

$$V_C = B_2^0 O_2^0 + B_4^0 O_4^0 + B_4^{4C} O_4^{4C} + B_4^{4S} O_4^{4S} + B_6^0 O_6^0 + B_6^{4C} O_6^{4C} + B_6^{4S} O_6^{4S}. \quad (\text{A6})$$

The relevant B_n^α crystal field parameters must be determined experimentally. The relevant operator equivalents are given in terms of angular momentum operators⁶⁹ (J_z , J_+ , J_- , J^2) by

$$\begin{aligned} O_2^0 &= 3J_z^2 - J^2, \\ O_4^0 &= 35J_z^4 - 30J^2 J_z^2 + 25J_z^2 - 6J^2 + 3J^4, \\ O_4^{4C} &= \frac{1}{2}(J_+^4 + J_-^4), \\ O_4^{4S} &= \frac{i}{2}(J_+^4 - J_-^4), \\ O_6^0 &= 231J_z^6 - 315J^2 J_z^4 + 735J_z^4 + 105J^4 J_z^2 \\ &\quad - 525J^2 J_z^2 + 294J_z^2 - 5J^6 + 40J^4 - 60J^2, \\ O_6^{4C} &= \frac{1}{4}(J_+^4 + J_-^4)(11J_z^2 - J^2 - 38) + \text{H.c.}, \text{ and} \\ O_6^{4S} &= \frac{1}{4i}(J_+^4 - J_-^4)(11J_z^2 - J^2 - 38) + \text{H.c.} \end{aligned} \quad (\text{A7})$$

The B_n^α parameters are chosen such that the resulting energy levels match those determined from spectroscopic data. Two different set of experimentally determined crystal field parameters are given in Table I. The first set of the parameters was determined by inelastic neutron scattering reported in Ref. [15] and implemented in the calculations of Ref. [19]. The next set of B_n^α parameters were determined using electron paramagnetic

resonance (EPR) spectroscopy, and reported in a recent work³⁷.

APPENDIX B

In this Appendix, starting from Eq. (21), we give the details of the derivation of the effective perturbative Hamiltonian $H_{\text{eff}}[\psi_i]$ by cumulant expansion, when quantum fluctuations are small. Deriving $H_{\text{eff}}[\psi_i]$, as defined by Eq. (20) one can rewrite the partition function of the system in a classical form.

Referring to Eq. (21), recalling that $|\psi\rangle$, is a direct product of σ_i^z eigenstates, the expectation value $\langle\psi|\sigma_x|\psi\rangle$ is zero, so $\langle\psi|\mathcal{H}|\psi\rangle = \langle\psi|H_0|\psi\rangle$. Defining $E_0(\psi) \equiv \langle\psi|H_0|\psi\rangle$, we can write $\langle\psi|(\mathcal{H} - \langle\psi|\mathcal{H}|\psi\rangle)^n|\psi\rangle = \langle\psi|(\mathcal{H} - E_0(\psi))^n|\psi\rangle$.

Parameter	Ref. [15]	Ref. [37]
B_2^0	-0.696 K	-0.609 K
B_4^0	4.06×10^{-3} K	3.75×10^{-3} K
B_4^{4C}	4.18×10^{-2} K	3.15×10^{-2} K
B_4^{4S}	0 K	2.72×10^{-2} K
B_6^0	4.64×10^{-6} K	6.05×10^{-6} K
B_6^{4C}	8.12×10^{-4} K	6.78×10^{-4} K
B_6^{4S}	1.137×10^{-4} K	4.14×10^{-4} K

TABLE I: The first column is the crystal field parameters (CFP) for LiHoF₄ determined experimentally by fitting the results of random phase approximation spin-wave dynamics calculation to neutron scattering data from Ref. [15]. The second column is the crystal field parameters estimated using electron paramagnetic resonance (EPR) spectroscopy experiment³⁷.

Performing a polynomial expansion on $(\mathcal{H} - E_0(\psi))^n = [(H_0 - E_0(\psi)) + H_1]^n$, and keeping terms to order of $O(\Gamma^2)$ in the polynomial expansion ($H_1 \propto \Gamma$), we have

$$\begin{aligned} \langle\psi|(\mathcal{H} - E_0(\psi))^n|\psi\rangle &= \langle\psi|[(H_0 - E_0(\psi)) + H_1]^n|\psi\rangle \\ &= \sum_{n_1, n_2, n_3} \delta(n_1 + n_2 + n_3, n - 2) \times [\langle\psi|(H_0 - E_0(\psi))^{n_1} H_1 (H_0 - E_0(\psi))^{n_2} H_1 (H_0 - E_0(\psi))^{n_3}|\psi\rangle] \\ &= \langle\psi|H_1 [H_0 - E_0(\psi)]^{n-2} H_1|\psi\rangle. \end{aligned} \quad (\text{B1})$$

To write Eq. (B1) we have used the fact that

$$\langle\psi|(H_0 - E_0(\psi))^n|\psi\rangle = 0 \quad (\text{B2})$$

and

$$\langle\psi|(H_0 - E_0(\psi))^m H_1 (H_0 - E_0(\psi))^k|\psi\rangle = 0, \quad (\text{B3})$$

for integer numbers m and k . The effect of σ_i^x on $|\psi\rangle$ is to flip the spin i . We define $\sigma_i^x|\psi\rangle = |f_i\psi\rangle$, where $f_i\psi$

means that the i 'th spin has flipped, such that if the i 'th spin was in the $|\uparrow\rangle$ or the $|\downarrow\rangle$ eigenstate of σ_i^z , it changes into the $|\downarrow\rangle$ or $|\uparrow\rangle$ state respectively. In Eq. (B1), using $H_1 = -\Gamma \sum_i \sigma_i^x$, we get

$$\begin{aligned} & \langle \psi | H_1 [H_0 - E_0(\psi)]^{n-2} H_1 | \psi \rangle \\ &= \Gamma^2 \sum_{i,j} \langle \psi | \sigma_i^x [H_0 - E_0(\psi)]^{n-2} \sigma_j^x | \psi \rangle \\ &= \Gamma^2 \sum_{i,j} \langle f_i \psi | [H_0 - E_0(\psi)]^{n-2} | f_j \psi \rangle. \end{aligned} \quad (\text{B4})$$

Here $\langle f_i \psi | [H_0 - E_0(\psi)]^{n-2} | f_j \psi \rangle$ is zero, unless $i = j$. Thus, Eq. (B1) can be written as

$$\langle \psi | (\mathcal{H} - E_0(\psi))^n | \psi \rangle = \Gamma^2 \sum_i [E_0(f_i \psi) - E_0(\psi)]^{n-2}. \quad (\text{B5})$$

Considering the definition of H_{eff} , by substituting $E_0(f_i \psi) - E_0(\psi) = 2(h_i + h_0)\sigma_i^z$ in Eq. (21), we obtain

$$\begin{aligned} H_{\text{eff}} &= H_0 - \beta \Gamma^2 \sum_i \sum_{n>1} \frac{1}{n!} [-2\beta(h_i + h_0)]^{n-2} \\ &= H_0 + \beta \Gamma^2 \sum_i \{ \sigma_i^z F_1 [2\beta(h_i + h_0)] \\ &\quad - F_0 [2\beta(h_i + h_0)] \}. \end{aligned} \quad (\text{B6})$$

In Eq. (B6), h_i is the total local field affecting the spin at site i by other spins, which is

$$h_i = - \sum_{j \neq i} \mathcal{L}_{ij}^{zz} \sigma_j^z - \mathcal{J}_{\text{ex}} \sum_{\text{NN}} \sigma_{\text{NN}}^z, \quad (\text{B7})$$

and h_0 is the external longitudinal field in the z direction. The functions $F_0(x)$ and $F_1(x)$ are defined as

$$\begin{aligned} F_0(x) &= \frac{\cosh(x) - 1}{x^2}, \\ F_1(x) &= \frac{\sinh(x) - x}{x^2}. \end{aligned} \quad (\text{B8})$$

APPENDIX C

In this Appendix, we establish the relationship between the real thermodynamical quantities as physical observables and their corresponding pseudo-operators, which are obtained using the perturbative effective classical Hamiltonian of Eq. (22). These thermodynamical quantities are calculated by employing the derived pseudo-operators in our perturbative classical Monte Carlo simulations.

Writing the partition function in terms of the perturbative effective Hamiltonian $H_{\text{eff}}[\psi_i]$, the pseudo-operators corresponding to $\langle E \rangle$, $\langle M_z \rangle$, $\langle M_x \rangle$, $\langle M_z^2 \rangle$, and $\langle M_z^4 \rangle$, which should be calculated to obtain thermodynamical

quantities using Monte Carlo simulations are written as

$$\langle E \rangle = -\frac{1}{Z} \frac{\partial Z}{\partial \beta} = \left\langle H_{\text{eff}} + \beta \frac{\partial H_{\text{eff}}}{\partial \beta} \right\rangle \quad (\text{C1})$$

$$\langle M_z \rangle = \left\langle -\frac{\partial H_{\text{eff}}}{\partial h_0} \right\rangle \quad (\text{C2})$$

$$\langle M_x \rangle = \left\langle -\frac{\partial H_{\text{eff}}}{\partial \Gamma} \right\rangle \quad (\text{C3})$$

$$\langle M_z^2 \rangle = \left\langle \left(\frac{\partial H_{\text{eff}}}{\partial h_0} \right)^2 - \frac{1}{\beta} \frac{\partial^2 H_{\text{eff}}}{\partial h_0^2} \right\rangle \quad (\text{C4})$$

$$\begin{aligned} \langle M_z^4 \rangle &= \frac{1}{\beta^4} \left\langle -\beta \frac{\partial^4 H_{\text{eff}}}{\partial h_0^4} + 4\beta^2 \frac{\partial^3 H_{\text{eff}}}{\partial h_0^3} \frac{\partial H_{\text{eff}}}{\partial h_0} \right. \\ &\quad \left. - 6\beta^3 \frac{\partial^2 H_{\text{eff}}}{\partial h_0^2} \left(\frac{\partial H_{\text{eff}}}{\partial h_0} \right)^2 + 3\beta^2 \left(\frac{\partial^2 H_{\text{eff}}}{\partial h_0^2} \right)^2 \right. \\ &\quad \left. + \beta^4 \left(\frac{\partial H_{\text{eff}}}{\partial h_0} \right)^4 \right\rangle, \end{aligned} \quad (\text{C6})$$

where E , M_z and M_x are the energy and magnetization in the z and x direction and their equivalent pseudo-operators which should be calculated are on right. The thermal average is denoted by $\langle \dots \rangle$. Applying the derivatives and using the perturbative effective Hamiltonian (22), we find:

$$\begin{aligned} E &= E_0 + 2\beta \Gamma^2 \sum_i \{ \sigma_i^z F_1 [2\beta(h_i + h_0)] \\ &\quad - F_0 [2\beta(h_i + h_0)] \} \\ &\quad + \beta \Gamma^2 \sum_i 2\beta(h_i + h_0) \{ \sigma_i^z F_1^{(1)} [2\beta(h_i + h_0)] \\ &\quad - F_0^{(1)} [2\beta(h_i + h_0)] \}, \end{aligned} \quad (\text{C7})$$

while M_x is

$$\begin{aligned} M_x &= -2\beta \Gamma \sum_i \{ \sigma_i^z F_1 [2\beta(h_i + h_0)] \\ &\quad - F_0 [2\beta(h_i + h_0)] \} \end{aligned} \quad (\text{C8})$$

and M_z

$$\begin{aligned} M_z &= \sum_i \sigma_i^z - 2\beta^2 \Gamma^2 \sum_i \{ \sigma_i^z F_1^{(1)} [2\beta(h_i + h_0)] \\ &\quad - F_0^{(1)} [2\beta(h_i + h_0)] \}, \end{aligned} \quad (\text{C9})$$

with $F_i^{(n)}(x)$ defined as $F_i^{(n)} = \frac{d^n F_i(x)}{dx^n}$, where $i = 1, 0$. In order to find an expression for $\langle M_z^2 \rangle$ and $\langle M_z^4 \rangle$, we need to calculate $\frac{\partial H_{\text{eff}}}{\partial h_0}$, $\frac{\partial^2 H_{\text{eff}}}{\partial h_0^2}$, $\frac{\partial^3 H_{\text{eff}}}{\partial h_0^3}$, and $\frac{\partial^4 H_{\text{eff}}}{\partial h_0^4}$. We find:

$$\begin{aligned} \frac{\partial H_{\text{eff}}}{\partial h_0} &= - \sum_i \sigma_i^z + 2\beta^2 \Gamma^2 \sum_i \{ \sigma_i^z F_1^{(1)} [2\beta(h_i + h_0)] \\ &\quad - F_0^{(1)} [2\beta(h_i + h_0)] \}, \end{aligned} \quad (\text{C10})$$

$$\begin{aligned} \frac{\partial^2 H_{\text{eff}}}{\partial h_0^2} &= 4\beta^3 \Gamma^2 \sum_i \{ \sigma_i^z F_1^{(2)} [2\beta(h_i + h_0)] \\ &\quad - F_0^{(1)} [2\beta(h_i + h_0)] \}, \end{aligned} \quad (\text{C11})$$

$$\frac{\partial^3 H_{\text{eff}}}{\partial h_0^3} = 8\beta^4 \Gamma^2 \sum_i \{ \sigma_i^z F_1^{(3)} [2\beta(h_i + h_0)] - F_0^{(3)} [2\beta(h_i + h_0)] \} \quad \text{and} \quad (\text{C12})$$

$$\frac{\partial^4 H_{\text{eff}}}{\partial h_0^4} = 16\beta^5 \Gamma^2 \sum_i \{ \sigma_i^z F_1^{(4)} [2\beta(h_i + h_0)] - F_0^{(4)} [2\beta(h_i + h_0)] \}. \quad (\text{C13})$$

-
- ¹ S. Sachdev, *Quantum Phase Transitions*, (Cambridge University Press, 1999).
- ² S. L. Sondhi, S. M. Girvin, J. P. Carini, and D. Shahar, *Rev. Mod. Phys.* **69**, 315 (1997).
- ³ R. J. Elliott, P. Pfeuty, and C. Wood, *Phys. Rev. Lett.* **25**, 443 (1970).
- ⁴ B. K. Chakrabarti, A. Dutta, and P. Sen, *Quantum Ising Phases and Transitions in Transverse Ising Models*, (Springer-Verlag, Heidelberg, 1996).
- ⁵ P. G. de Gennes, *Solid State Comm.* **1**, 132 (1963).
- ⁶ K. Binder and A. P. Young, *Rev. Mod. Phys.* **58**, 801 (1986).
- ⁷ H. G. Ballesteros *et al.* *Phys. Rev. B* **62**, 14237 (2000).
- ⁸ H. Rieger and A. P. Young, *Phys. Rev. Lett.* **72**, 4141 (1994).
- ⁹ H. Rieger and A. P. Young, *Phys. Rev. B* **54**, 3328 (1996).
- ¹⁰ M. Guo, R. N. Bhatt, and D. A. Huse, *Phys. Rev. B* **54**, 3336 (1996).
- ¹¹ R. B. Griffiths, *Phys. Rev. Lett.* **23**, 17 (1969).
- ¹² B. M. McCoy, *Phys. Rev. Lett.* **23**, 383 (1969).
- ¹³ D. Bitko, T. F. Rosenbaum, and G. Aeppli, *Phys. Rev. Lett.* **77**, 940 (1996).
- ¹⁴ W. Wu, B. Ellman, T. Rosenbaum, G. Aeppli, and D. H. Reich, *Phys. Rev. Lett.* **67**, 2076 (1991).
- ¹⁵ H. M. Rønnow, J. Jensen, R. Parthasarathy, G. Aeppli, T. F. Rosenbaum, D. F. McMorrow, and C. Kraemer, *Phys. Rev. B* **75**, 054426 (2007).
- ¹⁶ P. E. Hansen, T. Johansson, and R. Nevald, *Phys. Rev. B* **12**, 5315 (1975).
- ¹⁷ A. Chin and P. R. Eastham, cond-mat/0610544.
- ¹⁸ S. M. A. Tabei, F. Vernay, M. J. P. Gingras, arXiv:0708.2286 (to appear in *Phys. Rev. B*).
- ¹⁹ P. B. Chakraborty, P. Henelius, H. Kjønsgberg, A. W. Sandvik, and S. M. Girvin, *Phys. Rev. B* **70**, 144411 (2004).
- ²⁰ D. M. Silevitch, D. Bitko, J. Brooke, S. Ghosh, G. Aeppli, and T. F. Rosenbaum, *Nature* **448**, 567 (2007).
- ²¹ D. H. Reich, B. Ellman, J. Yang, T. F. Rosenbaum, G. Aeppli, and D. P. Belanger, *Phys. Rev. B* **42**, 4631 (1990).
- ²² We note that the existence of a spin glass transition in $\text{LiHo}_x\text{Y}_{1-x}\text{F}_4$ ($x=0.167$) in *zero* transverse magnetic field has very recently been questioned. See Ref. [23]
- ²³ P. E. Jönsson, R. Mathieu, W. Wernsdorfer, A. M. Tkachuk, B. Barbara, *Phys. Rev. Lett.* **98**, 256403 (2007).
- ²⁴ J. Brooke, Ph.D. thesis, U. Chicago (2000).
- ²⁵ J. A. Mydosh, *Spin Glasses: An Experimental Introduction*, (Taylor & Francis, London, 1993).
- ²⁶ W. Wu, Ph.D. thesis, U. Chicago (1992).
- ²⁷ M. Schechter and N. Laflorencie, *Phys. Rev. Lett.* **97**, 137204 (2006).
- ²⁸ S. M. A. Tabei, M. J. P. Gingras, Y.-J. Kao, P. Stasiak, and J.-Y. Fortin, *Phys. Rev. Lett.* **97**, 237203 (2006).
- ²⁹ M. Schechter, P.C.E Stamp, and N. Laflorencie, *J. Phys.: Condens. Matter* **19**, 145218 (2007).
- ³⁰ S. Ghosh, R. Parthasarathy, T. F. Rosenbaum, and G. Aeppli, *Science* **97**, 2195 (2002).
- ³¹ S. Ghosh, T. F. Rosenbaum, G. Aeppli, and S. N. Copper-smith, *Nature*, **425**, 48 (2003).
- ³² M. J. Stephen and A. Aharony, *J. Phys. C* **14**, 1665 (1981).
- ³³ J. Snider and C.C. Yu, *Phys. Rev. B* **72**, 214203 (2005).
- ³⁴ A. Biltmo and P. Henelius, *Phys. Rev. B* **76**, 054423 (2007).
- ³⁵ A. W. Sandvik and J. Kurkijärvi, *Phys. Rev. B* **43**, 5950 (1991); A. W. Sandvik, *Phys. Rev. E* **68**, 056701 (2003).
- ³⁶ M. Schechter and P. C. E. Stamp *Phys. Rev. Lett.* **95**, 267208 (2005).
- ³⁷ G. S. Shakhurov, M. V. Vanyunin, B. Z. Malkin, B. Barbara, R. Yu. Abdulsabirov, and S. L. Korableva, *Appl. Magn. Reson.*, **28** 251 (2005).
- ³⁸ L. N. Kantorovich and I. I. Tupitsyn, *J. Phys.: Condens. Matter* **11**, 6159 (1999).
- ³⁹ The sum of an infinite number of dipole-dipole interactions is conditionally convergent and depends on the order of the summation. For example, if the dipole-dipole interactions of a central unit cell with unit cells located on an ever-increasing long needle-shaped sample, the energy converges to a different value than if the interaction energies had been summed spherically. Roughly speaking, this conditional convergence arises because the number of interacting dipoles on a shell of radius R grows like R^2 , while the strength of a single dipole-dipole interaction falls like $1/R^3$, and the mathematical $\sum_{n=1}^{\infty} \frac{1}{n}$ summation diverges. The value that the sum converges to, depends on the shape of the boundary of the system. In the present work, the effect of the geometry of the boundary is incorporated in Ewald summation technique. See Ref. [38]
- ⁴⁰ J. M. Luttinger and L. Tisza, *Phys. Rev.* **70**, 954 (1946).
- ⁴¹ R. Griffiths, *Phys. Rev.* **176** (1968), 655.
- ⁴² J. A. Barker and R. O. Watts, *Mol. Phys.* **26**, 789 (1973).
- ⁴³ J. M. Ziman, *Principles of the Theory of Solids* (Cambridge Univ. Press, Cambridge, ed. 2, 1972).
- ⁴⁴ M. Born, S. Huang, *Dynamical Theory of Crystal Lattices* (Oxford Univ. Press, New York, 1968).
- ⁴⁵ S .W. de Leeuw, J. W. Perram, and E. R. Smith, *Ann. Rev. Phys. Chem.* **37**, 245 (1986).
- ⁴⁶ For example, the Ewald summation method has proved quite efficient to allow a characterization of the thermo-

- dynamic properties of rare-earth spin ice materials, such as $\text{Ho}_2\text{Ti}_2\text{O}_7$ and $\text{Dy}_2\text{Ti}_2\text{O}_7$, and a determination of the exchange in these materials. See Ref. [47] and references therein.
- ⁴⁷ R. G. Melko, and M. J. P. Gingras, *J. Phys.: Condens. Matter* **16**, R1277 (2004).
- ⁴⁸ J. Jensen and A. R. Mackintosh, *Rare Earth Magnetism* (Oxford Univ. Press, Oxford, 1991).
- ⁴⁹ The quantum Monte Carlo method (QMC) based on stochastic series expansion (SSE) of Ref. [35] amounts to a numerical summation of βH to high powers, where H is the Hamiltonian and $\beta = 1/k_B T$. The method we use splits H into the classical Ising sector, H_0 , and the quantum transverse field term, H_1 , and resums “analytically” all the terms in βH_0 and retains only the leading $(\beta H_1)^2$ term in evaluating thermodynamic averages.
- ⁵⁰ G. Mennenga, L. J. de Jongh, and W. J. Huiskamp, *J. Magn. Magn. Matter.* **44**, 59 (1984).
- ⁵¹ P. Beauvillain, J. P. Renard, I. Laursen, and P. J. Walker, *Phys. Rev. B* **18**, 3360 (1978).
- ⁵² In LiHoF_4 the value of the energy gap Δ between the ground state doublet and the excited state for $B_x = 0$, strongly depends on the crystal field Hamiltonian. Since there is an ambiguity in the crystal field parameters among different experimental works, there is also an ambiguity in the calculated energy gap. For different estimations of Δ see Refs. [15,16,37]
- ⁵³ J. Magarino, J. Tuchendler, P. Beauvillain, and I. Laursen, *Phys. Rev. B* **21**, 18 (1980).
- ⁵⁴ L. M. Holmes, J. Als-Nielsen, and H. J. Guggenheim, *Phys. Rev. B* **12**, 180 (1974).
- ⁵⁵ We follow closely the method laid out in Ref. [56] as well as adopt their notation. However, we provide somewhat more details to assist the reader.
- ⁵⁶ R. J. Creswick, H. A. Farach, J. M. Knight, and C.P. Poole *Phys. Rev. B* **38**, 4712 (1988).
- ⁵⁷ M. Le Bellac, *Quantum and Statistical Field Theory* (Oxford Univ. Press, New York, 1992).
- ⁵⁸ M. Suzuki, *Prog. Theor. Phys.* **46** 1337 (1971); *Quantum Monte Carlo Methods*, Ed. M. Suzuki Springer-Verlag, Heidelberg (1987).
- ⁵⁹ H. Rieger and N. Kawashima, *Eur. Phys. J. B* **9** 233 (1999).
- ⁶⁰ A. H. Cooke, D. A. Jones, J. F. A. Silva, and M. R. Wells, *J. Phys. C: Sol. St. Phys.* **8**, 4083 (1975).
- ⁶¹ J. E. Battison, A. Kasten, M. J. M. Leask, J. B. Lowry, and B. M. Wanklyn, *J. Phys. C: Sol. St. Phys.* **8**, 4089 (1975).
- ⁶² J. D. Jackson, *Classical Electrodynamics* (Wiley, New York, 1998), 3rd ed.
- ⁶³ H. J. Xu, B. Bergersen, and Z. Racz, *J. Phys.: Condens. Matter* **4**, 2035 (1992).
- ⁶⁴ The magnetic permeability μ' is usually not known beforehand. In general as discussed in Ref [45] it can be estimated rigorously in a self consistent way. In the problem that we are interested in here, we simulate an isolated sphere, which the effect of the infinite continuum surrounding it is incorporated via B_z^{sph} defined in Eq. (27). We are interested in the situation where $\chi_{\text{sph}} = 3/4\pi$. When this situation is fulfilled the whole long needle-shaped bulk is in the paramagnetic regime where in the thermodynamic limit the macroscopic magnetization of the bulk is zero. Therefore, it seems quite reasonable to consider $\mu'=1$ for the spherical sample for which the simulation is being carried without embarking into complex self-consistent calculations, which are beyond the scope of this paper, specially since at the end the results so obtained are consistent with those found when considering a long needle-shaped bulk with no demagnetization effects.
- ⁶⁵ I. I. Tupizin and I. V. Abarenkov *Phys. Status Solidi B* **82**, 99 (1977).
- ⁶⁶ K. Binder, *Z. Phys. B* **43**, 119 (1981).
- ⁶⁷ A. I. Larkin and D.E. Khmel'nitskii, *Soviet Physics JETP* **29**, 1123 (1969).
- ⁶⁸ P. Stasiak and M. J. P. Gingras, *unpublished*.
- ⁶⁹ M. T. Hutchings, *Solid State Phys.* **16**, 227 (1964).
- ⁷⁰ K. W. H. Stevens, *Proc. Phys. Soc. A* **65**, 209 (1952).