

# Relative and absolute calibration for multi-band data collected with the 2.2m ESO/MPI and 1.54m Danish Telescopes

A. Calamida<sup>1</sup>, C. E. Corsi<sup>1</sup>, G. Bono<sup>1</sup>, P. B. Stetson<sup>2</sup>, L. M. Freyhammer<sup>3</sup>, and R. Buonanno<sup>4</sup>

<sup>1</sup> INAF-Osservatorio Astronomico di Roma, Via Frascati 33, 00040, Monte Porzio Catone, Italy, [calamida@mporzio.astro.it](mailto:calamida@mporzio.astro.it)

<sup>2</sup> DAO, HIA-NRC, 5071 W. Saanich Road, Victoria, BC V9E 2E7, Canada

<sup>3</sup> Univ. of Central Lancashire, Preston PR1 2HE, UK

<sup>4</sup> Univ. di Roma Tor Vergata, Via della Ricerca Scientifica 1, 00133 Rome, Italy

**Summary.** We present the strategies adopted in the relative and absolute calibration of two different data sets:  $U, B, V, I$ -band images collected with the Wide Field Imager (WFI) mosaic camera mounted on the 2.2m ESO/MPI Telescope and  $u, v, b, y$  Strömrgren images collected with the 1.54m Danish Telescope (ESO, La Silla). In the case of the WFI camera we adopted two methods for the calibration, one for images collected before 2002, with the ESO filters  $U/38_{ESO841}$  and  $B/99_{ESO842}$ , and a different one for data secured after 2002, with the filters  $U/50_{ESO877}$  and  $B/123_{ESO878}$ . The positional and color effects turned out to be stronger for images collected with the old filters. The eight WFI chips of these images were corrected one by one, while in the case of images secured with the new filters, we corrected the entire mosaic in a single step. In the case of the Danish data set, we compared point-spread function (PSF) and aperture photometry for each frame, finding a trend in both the X and Y directions of the chip. The corrections resulted in a set of first and second order polynomials to be applied to the instrumental magnitudes of each individual frame as a function of the star position.

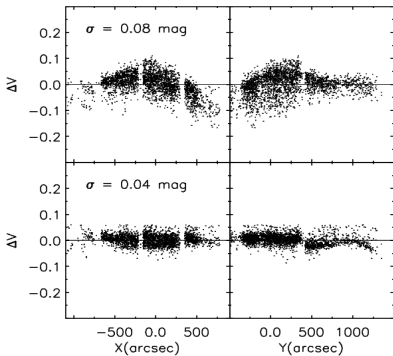
## 1 WFI data set

### 1.1 Observations and data reduction

Data have been retrieved from the ESO archive and include 8  $U$ , 39  $B$ , 51  $V$ , and 26  $I$  images of  $\omega$  Cen . Data include both shallow and relatively deep images, with exposures times ranging from 1 to 300s for the  $B, V, I$  bands, and from 300 to 2400s for the  $U$  band, and were collected in several observing runs ranging from 1999 to 2003. During this period two filters were changed: data secured before 2002 were collected with the filters  $U/38_{ESO841}$  and  $B/99_{ESO842}$ , while later ones with the filters  $U/50_{ESO877}$  and  $B/123_{ESO878}$ . These data were obtained in good seeing conditions, and indeed the mean seeing ranges from 0.6" for the  $I$  band to 1.1" for the  $U$  band. We accurately selected the best PSF stars uniformly distributed across each chip. A Moffat analytical function linearly variable on the chip was assumed for the PSF. The data were reduced with DAOPHOT IV/ALLFRAME (Stetson 1994).

## 1.2 Relative and absolute calibration

We are interested in providing accurate relative calibration of individual chips of the WFI mosaic camera because the occurrence of positional effects might cause a spurious color broadening of key evolutionary features such as the Red-Giant Branch (RGB) and the Main-Sequence Turn-Off. Moreover, we need to provide an accurate absolute calibration of our data in order to compare theory with observations. The plausibility of this comparison relies on the accuracy of the absolute zero-point of individual bands. This is a fundamental requirement for the distance modulus, and in turn for the absolute ages. Recent findings (Corsi et al. 2003; Koch et al. 2004) based on photometric data collected with the WFI indicate that the eight CCD chips might be affected by positional effects involving zero-point errors of the order of several hundredths of magnitude. This subtle effect could be due to scattered light. It seems that telescopes equipped with mosaic cameras and focal reducers may present this problem (Manfroid et al. 2001, Manfroid & Selman 2001).



**Fig. 1.** Residuals,  $\Delta mag = mag_S - mag_{PSF}$ , in the  $V$  band, plotted versus the  $X$ ,  $Y$  position on the chip, before (top) and after (bottom) the positional corrections were applied, for an image collected in 2002.

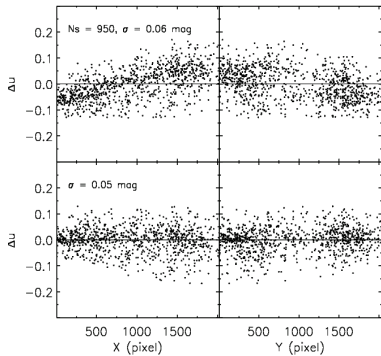
standard stars. The sky area covered by these stars is  $\sim 37' \times 40'$ , and includes a substantial fraction of our WFI data. We thus applied two methods: in the case of images collected before 2002 ( $U/38_{ESO841}$  and  $B/99_{ESO842}$  filters), the eight chips were corrected one by one, while for images secured starting from 2002 ( $U/50_{ESO877}$  and  $B/123_{ESO878}$  filters) we corrected the entire mosaic in a single step. The color terms for these filters have a very steep slope, therefore, we decided to estimate a first color curve and apply it. We then studied the residuals,  $\Delta mag = mag_S - mag_{PSF}$ , where  $S$  stands for Standard, as a function of the  $X$  and  $Y$  position on the chip (or mosaic, see Fig. 1). Once corrected for the positional effects, we estimated the color

In order to correct the positional effects of the WFI mosaic camera and to perform an accurate absolute calibration of  $\omega$  Cen data set, we followed these steps:

- obtain a set of local standard stars for  $\omega$  Cen ;
- identify all the trends of PSF magnitudes compared to standard magnitudes versus position on the frame and correct them;
- estimate the calibration curves.

We thus made use of a set of new multi-band ( $U, B, V, I$ ) local standard stars for  $\omega$  Cen (Stetson et al. 2007). This star list has been selected in photometric accuracy ( $\sigma \leq 0.03$  mag) and in 'separation index' ( $sep \geq 2.5$ ). We ended up with a catalog of  $\sim 3 \times 10^4$  local standard

term once again and applied it for the absolute zero-point calibration. This strategy relies on the assumption that the two corrections are independent, and there is no reason why this should not be the case. Fig. 1 shows the magnitude residuals in the  $V$  band plotted versus the  $X$  and  $Y$  positions on the frame, before and after the corrections were applied to an image collected in 2002. The trend with the position is clear, non-linear, and stronger in the four outermost chips. A small residual trend on the position is still present in the external regions, where the lack of standard stars makes it difficult to estimate the corrections.



**Fig. 2.** Residuals,  $\Delta mag = mag_{AP} - mag_{PSF}$ , in the  $u$  band, plotted versus the  $X, Y$  position on the chip, before (top) and after (bottom) the positional corrections were applied.

each set, we estimated a first color curve, a fourth order polynomial for  $U$  vs  $U - I$ . After applying this calibration curve, the  $U$  magnitudes still showed a residual trend as a function of the  $U$  magnitude and the  $U - I$  color. We thus corrected these trends with first and sixth order polynomials, respectively. The reason of these very complicated trends with colors is probably due to the shape of the old  $B$  and  $U$  filters, which is quite different from the shape of the standard Johnson filters.

## 2 Danish data set

A set of 110  $u, v, b, y$  Strömgren images centered on  $\omega$  Cen were collected in 1999, with the  $2048 \times 2048$  pixel Ford-Loral CCD mounted on the Danish Telescope. Data have been reduced with DAOPHOT IV/ALLFRAME, using an IDL procedure to accurately select the best PSF stars across each frame. We found that the  $b$  and the  $y$  frames present faint spurious reflected images of bright stars. This effect causes a systematic decrease in the flux measured by the PSF of bright stars and a systematic increase in the flux of the faint

We thus corrected the positional effects by fitting the  $\Delta mag$  vs  $X/Y$  with second, third or fourth order polynomials, and we then estimated the calibration curves for each set. We adopted a first order polynomial to calibrate the  $V$  and the  $I$  bands as a function of the instrumental  $V - I$  color. In the case of the  $B$  band, we used a first order polynomial to calibrate the new filter,  $B/123_{ESO878}$ , and a third order one for the old filter,  $B/99_{ESO842}$ , as a function of the instrumental  $B - V$  color. Particular attention has been paid to the  $U$  band calibration, either in the case of the old filter,  $U/38_{ESO841}$ , as well in the case of the new one,  $U/50_{ESO877}$ . Having applied the positional corrections to

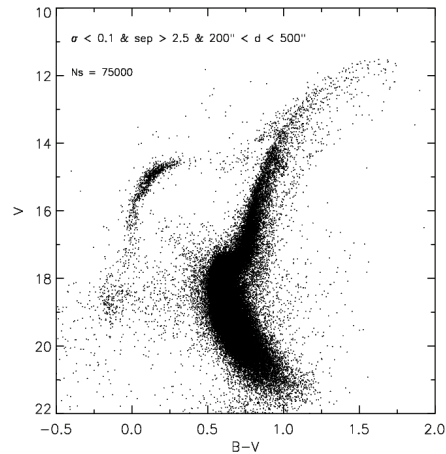
neighbor stars. The effect strongly affects the photometry in crowded fields, resulting in a larger dispersion on the color-magnitude diagrams (CMDs), in particular in  $b$  versus  $b - y$ . Furthermore, we investigated the presence of magnitude trends with X, Y position on the chip, comparing PSF and aperture photometry for each frame. The resulting effect changes from frame to frame, depending on the photometric band, and the magnitude difference from one edge to the other of the image can be as high as 0.15 mag. The result is a set of first and second order polynomials that correct the magnitudes of each individual frame as a function of the X and Y coordinates. Fig. 2 shows the magnitude residuals,  $\Delta mag = mag_{AP} - mag_{PSF}$ , for the  $u$  band, before and after applying the corrections.

### 3 Conclusions

We have presented the relative and absolute calibration strategies applied to extended photometric catalogues obtained with the 2.2m MPI and the 1.54m Danish ESO Telescopes. The photometry was performed with DAOPHOT IV/ALLFRAME in both cases, using a linearly variable PSF across the images. In spite of the attention paid in selecting PSF stars uniformly distributed in the frame, we found a systematic error depending on the position of the stars in the image, when comparing instrumental to standard magnitudes. This effect might be due to problems in adapting the analytical PSF to variations across the image or to intrinsic problems of the optical system. Therefore, in order to perform an accurate relative and absolute calibration it is useful to check for the presence of a positional dependence of photometric errors. This is particularly recommended when dealing with telescopes equipped with focal reducers and mosaic cameras.

### References

1. Corsi, C.E., et al. 2003, Mem.SAIT, 74, 884
2. Koch, A., Grebel, E., Odenkirchen, M., Caldwell, J.A. 2004, Msngr, 115, 37
3. Manfroid, J., Royer, P., Rauw, G., Gosset, E. 2001, ASPC, 238, 373
4. Manfroid, J., Selman, S. 2001, Msngr, 104, 16
5. Stetson, P.B., 1994, PASP, 106, 250
6. Stetson, P.B., et al. 2007, in preparation



**Fig. 3.**  $V, B - V$  CMD for the entire WFI corrected catalog of  $\omega$  Cen .