

Higgs self coupling measurement

Djamel-Eddine BOUMEDIENE and Pascal GAY

Laboratoire de Physique Corpusculaire - Univ. B. Pascal/IN²P³-CNRS
24 Av. des Landais, F-63177 Aubière Cedex - France

A measurement of the Higgs self coupling from e^+e^- collisions in the International Linear Collider is presented. The impact of the detector performance in terms of b -tagging and particle flow is investigated.

1 Introduction

The trilinear Higgs self coupling, λ_{hhh} , is extracted from the measurement of the cross-section, σ_{hhZ} , of the Higgs-strahlung process $e^+e^- \rightarrow Zhh$ [2]. This study is performed in the standard model framework assuming $m_h = 120 \text{ GeV}/c^2$ at $\sqrt{s} = 500 \text{ GeV}$. At this centre-of-mass energy the W fusion process ($e^+e^- \rightarrow \nu\bar{\nu}hh$ in t-channel) is negligible. It has been therefore established that $\frac{\Delta\lambda_{hhh}}{\lambda_{hhh}} \simeq 1.75 \frac{\Delta\sigma_{hhZ}}{\sigma_{hhZ}}$. All the results are given for a luminosity of 2 ab^{-1} .

2 Monte Carlo simulation

The signal and background event samples have been generated with `Whizard`[3]. `PYTHIA`[4] has been used to perform the hadronisation of the primary partons. Table 1 summarizes the cross-section of the simulated processes. At $\sqrt{s} = 500 \text{ GeV}$ the dominant background processes involve top quarks. They are simulated, as well as final states with two and three bosons. 305 hhZ events are expected for an estimated background three orders of magnitude above.

The detector is simulated through a parametric Monte Carlo, [5] in which the sub-detectors are characterized by their acceptance angles, resolutions and energy thresholds. The intrinsic energy resolutions, $\frac{\Delta E}{\sqrt{E}}$, of the electromagnetic (ECAL) and hadronic (HCAL) calorimeters are respectively of 10.2% and 40.5%.

The b -tagging efficiency and c -jet contamination are parametrized according to the full reconstruction [6]. In this study, a b -tagging efficiency, ϵ_b , of 90% has been chosen, value which is not necessarily the best working point (cf. section 4.2)

Final state	hhZ	hZ	hZZ	ZZ	ZZZ	W ⁺ W ⁻ Z	e^+e^-ZZ	$e^\pm\nu ZW^\mp$
σ (fb)	0.1528	14.1	0.5	45.12	1.05	35.3	0.287	10.09
Nb. events	20k	110k	10k	110k	20k	130k	10k	60k
Final state	$t\bar{t}$	$\bar{t}bW^+, t\bar{b}W^-$	$t\bar{t}b\bar{b}$	$t\bar{t}Z$	$t\bar{t}h$	$t\bar{t}\nu\bar{\nu}$	$\nu\bar{\nu}ZZ$	$\nu\bar{\nu}W^+W^-$
σ (fb)	526.4	16.8	0.70	0.6975	0.175	0.141	1.083	3.627
Nb. events	1M	240k	20k	20k	20k	20k	20k	30k

Table 1: Cross sections of the simulated processes and number of generated events.

For each event the boson masses are reconstructed according to a final state hypothesis. The b -content of the event is obtained from an estimation of the number of the b -like jets in the event.

3 Event Selection and cross section measurement

The hhZ final state is sorted into three channels that correspond to the three Z decay modes $Z \rightarrow q\bar{q}$, $Z \rightarrow \nu\bar{\nu}$ and $Z \rightarrow \ell^-\ell^+$. In order to define the three samples representing these three channels, a preselection is applied on the signal and the background events, based on the following criteria:

- Global b content : only events with a minimal b -content are selected. The criteria value used to select hhq \bar{q} events (six jets topology) is different from the one used to select hh $\nu\bar{\nu}$ or hh $\ell^-\ell^+$ events (four jets topology),
- the visible energy is used to define two exclusive samples which correspond to hh $\nu\bar{\nu}$ events (visible energy below $0.75\sqrt{s}$) and hhq \bar{q} + hh $\ell^-\ell^+$ events (visible energy higher than $0.75\sqrt{s}$),
- the identification of two isolated leptons compatible with a Z boson mass allows to separate hh $\ell^-\ell^+$ from hhq \bar{q} events.

Two variables are used to select the hhZ final state : a Neural Network (NN) [7] and the global event b -tag. Three kinds of inputs are used to feed the NN:

- event shape variables as, for instance, charged multiplicity, sphericity or thrust values,
- combinations of the different di-jet masses assuming a given final state,
- global b -flavor content of the event.

A Neural Network is designed for each of the hhq \bar{q} , hh $\nu\bar{\nu}$ and hh $\ell^-\ell^+$ final states. The neural networks are trained on large preselected samples of simulated events including all expected processes listed in Section 2. The output of the neural network for the hh $\nu\bar{\nu}$ selection is displayed on Figure 1.

For each channel, the cuts on NN and global b -tag are defined in order to maximize the figure of merit $\delta = s/\sqrt{s+b}$. The combination of the three selections leads to 128 events expected from the background processes considered and 72 events from hhZ process corresponding to a δ value of 5.2.

In order to extract the cross section of the hhZ creation process, a Likelihood maximization method is used. It is based on the two dimensional NN \times b -tag distribution. The expected precision on the cross-section measurement is 16%. Therefore, the expected precision on λ_{hhh} is 28%. This result is obtained for a particle flow resolution of $\frac{30\%}{\sqrt{E}}$ and a b -tag of 90%. A better working point for the b -tag efficiency may be found, as it will be shown in next section.

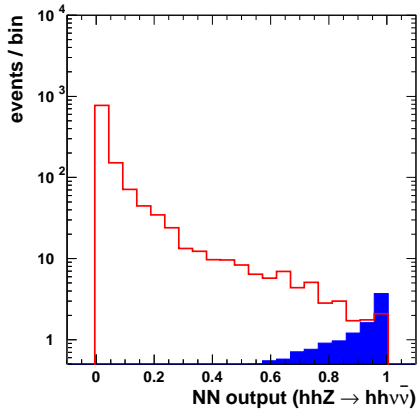


Figure 1: Distribution of the Neural Network defined for the hh $\nu\bar{\nu}$ channel after preselection. The plain histogram represents the signal contribution while the line represents the background contribution.

4 Scan of the detector performance parameters

Two parameters have been investigated : the particle flow resolution and the b -tagging . The full analysis described in section 3 has been performed and optimized for each hypothesis on the detector performance. The selection has been performed with different Neural Networks which combine the same input variables with adapted weights and re-optimized cuts.

4.1 Particle flow impact on the measurement

The particle flow uncertainty influences the jet pairing (based on di-jet masses) and propagates to the energies and momenta of the reconstructed bosons and then to the selection inputs. Then different efficiencies of the event selection are observed.

A fast simulation is used in order to determine the impact of the particle flow resolution on $\Delta\lambda_{\text{hhh}}$.

For each event, the stable and visible particles (i.e. all stable except neutrinos) are considered with their generated energies and momenta with no detector simulation. They are clusterized in jets. A jet by jet smearing of the calorimeter cluster energies is then applied in order to simulate the combined effect of the detector resolution and the particle flow algorithms.

This study investigates the direct impact of the calorimetric resolution and the particle flow algorithms on the precision independently of its impact on the jet clusterisation. A $\frac{\Delta E}{\sqrt{E}}$ resolution range from 0% to 130% has been covered.

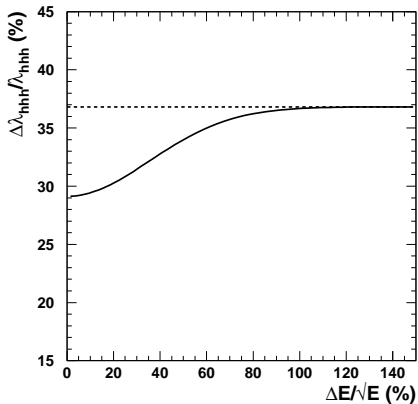


Figure 2: Expected resolution on λ_{hhh} as a function of the particle flow resolution. ϵ_b is fixed to 90%.

4.2 Event simulation with various b -tag efficiencies

The measurement performance depends also on the b -tag. For each jet as defined in section 4.1 consisting on b -fragmentation products, a b -tag is statistically defined assuming a given efficiency ϵ_b . For a given vertex detector (VDET) and a given jet energy, the values of ϵ_b is associated to a c flavored contamination (quantified by ϵ_c), namely the rate of c -jets identified as b -jets. Similarly a rate of uds -jets identified as b -jets is associated to ϵ_b and it has also been taken into account. ϵ_b was varied in the range 40% to 95%.

4.3 Results

The dependence of the precision on the measurement of λ_{hhh} , with respect to the particle flow uncertainty is displayed on Figure 2.

For a given b -tag efficiency, the uncertainty on the λ_{hhh} measurement increases when $\frac{\Delta E}{\sqrt{E}}$ increases. For $\epsilon_b = 90\%$, the best measurement is 29% when a perfect particle flow is assumed while for higher resolution on particle flow the precision increases to 37%. The

improvement of the particle flow enhances the precision on the trilinear coupling by a factor 1.3. This gain is equivalent to a factor 1.7 on the required luminosity.

The dependence of the precision on the Higgs self coupling measurement with respect to the b -tag efficiency is displayed on Figure 3 where an optimum is observed around $\epsilon_b = 67\%$. This b -tag efficiency corresponds, for a typical jet energy of 45 GeV, to $\epsilon_c \simeq 3\%$ which means that the hhZ final state measurement is optimized for pure b -tagging .

5 Conclusion

The feasibility of the λ_{hhh} measurement was established. The expected statistical precision with a typical detector is about 28%. It was shown that an optimization of the b -tagging allows to reduce this uncertainty to 19%.

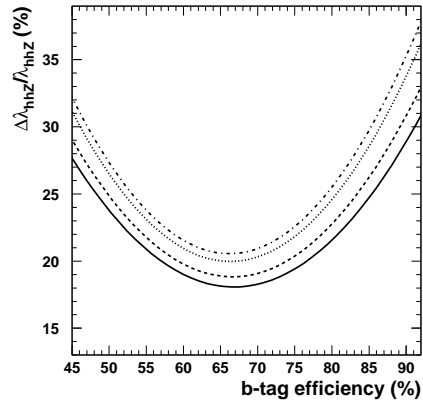


Figure 3: Expected resolution on the λ_{hhh} as a function of ϵ_b . From down to up $\frac{\Delta E}{\sqrt{E}}=0\%$, 30%, 60% and 130%.

References

- [1] Slides: <http://ilcagenda.linearcollider.org/contributionDisplay.py?contribId=155&sessionId=71&confId=1296>
- [2] A. Djouadi, W. Killian, M. Muhlleitner and P. Zerwas, Eur. Phys. J. **C10**
- [3] W. Kilian, T. Ohl, J. Reuter, WHIZARD: Simulating Multi-Particle Processes at LHC and ILC, arXiv: 0708.4233 [hep-ph]
- [4] T. Sjostrand, S. Mrenna and P. Skands JHEP05 (2006) 026.
- [5] M. Pohl, H. J. Schreiber, SIMDET.3 A Parametric Monte Carlo for a TESLA Detector, DESY 99-030 (1999)
- [6] R. Hawkins, Vertex detector and flavour tagging studies for the Tesla linear collider, LC-PHSM/2000-026
- [7] J. Schwindling, MLPfit: A tool for Multi-Layer Perceptrons, <http://home.cern.ch/~schwind/MLPfit.html>