

****FULL TITLE****
*ASP Conference Series, Vol. **VOLUME**, **YEAR OF PUBLICATION***
****NAMES OF EDITORS****

Disks, young stars, and radio waves: the quest for forming planetary systems

Claire J. Chandler and Debra S. Shepherd

*National Radio Astronomy Observatory, PO Box O, Socorro, NM
 87801, USA*

Abstract.

Kant and Laplace suggested the Solar System formed from a rotating gaseous disk in the 18th century, but convincing evidence that young stars are indeed surrounded by such disks was not presented for another 200 years. As we move into the 21st century the emphasis is now on disk formation, the role of disks in star formation, and on how planets form in those disks. Radio wavelengths play a key role in these studies, currently providing some of the highest spatial resolution images of disks, along with evidence of the growth of dust grains into planetesimals. The future capabilities of EVLA and ALMA provide extremely exciting prospects for resolving disk structure and kinematics, studying disk chemistry, directly detecting proto-planets, and imaging disks in formation.

1. Introduction

The search for forming planetary systems is ultimately a search for our origins. How do the gas and dust in molecular clouds evolve into rocky and gas giant planets, and how common are planetary systems like the Solar System? Radial velocity searches for extra solar planets indicate that the Solar System might actually be unusual, but such searches are only just achieving the sensitivities needed to detect the Solar System-like planetary systems. For several reasons it is much easier to study the disks from which planetary systems are expected to form, and this may shed light on the environment and processes taking place in the early Solar System.

The formation of disks at some stage during the star formation process is made inevitable by one of several “angular momentum problems” in star formation. Specific angular momentum is imparted to molecular clouds by differential Galactic rotation, and many orders of magnitude must be lost before a planetary system can form. The outcome of the star formation process for solar-type stars is therefore a T Tauri star, descending the Hayashi track towards the main sequence in the HR diagram, surrounded by a disk. Massive stars reach the main sequence while still deeply embedded and accreting.

A combination of radiative heating by the central star, accretion, and heating by the interstellar radiation field results in temperatures for disks on Solar System size scales of 10 to 20 K for Solar-type stars. The bulk of the disk mass is therefore best traced by millimeter and submillimeter wavelength emission. Indeed, the first convincing evidence for the ubiquity of disks surrounding T Tauri stars arose from a single-dish survey for 1.3 mm continuum emission by

Beckwith et al. (1990). Although those measurements were not able to resolve the emission the flux densities detected, and corresponding dust column densities, implied that the dust had to be distributed in flattened structures in order to explain the low optical extinctions to the central stars. The rest of this review focuses on the role of radio interferometry in spatially resolving the emission from circumstellar disks, and in understanding the disk properties.

2. Dust emission from disks

Dust emission at centimeter through to submillimeter wavelengths has played a vital role in establishing the presence of circumstellar disks and for providing evidence of grain growth. The radiative transfer of the dust emission is relatively simple compared with that of molecular lines (with caveats regarding the chemical composition and shape of the dust grains), and may be the only tracer of mass in regions where molecules are depleted from the gas phase due to low temperatures. The dust emissivity is typically parameterized as a power-law function of frequency, $\kappa_\nu = \kappa_0(\nu/\nu_0)^\beta$. The value of β is potentially a good measure of the size of the dust grains, with $\beta = 2$ corresponding to grain sizes $a \ll \lambda$ where λ is the observing wavelength. This is typical for interstellar dust. Lower values of β are interpreted as evidence for larger dust particles, and in the extreme case of $a \gg \lambda$ the dust opacity is grey, with $\beta = 0$. For distributions of particle sizes the wavelength at which the slope of the dust opacity steepens indicates the size of the largest particles present.

If the dust emission is optically thin and in the Rayleigh-Jeans (RJ) part of the spectrum it is straightforward to derive β from the spectral index. In this case, the flux density $F_\nu \propto \nu^2(1-e^{-\tau}) \propto \nu^\alpha$, where $\alpha = 2+\beta$. Corrections for not being in the RJ are typically needed, and for the high column densities expected in T Tauri disks the optically-thin approximation may also not hold. This is obviously a problem if α is to be used to derive β , since high optical depth can mimic a low value of β . Key to interpreting the spectral index of dust emission at millimeter and submillimeter wavelengths is therefore the ability to resolve the emission, in order to separate optical depth from β . Furthermore, in order to demonstrate particle growth to cm-sized planetesimals or larger observations at the longest possible wavelength are needed.

Several recent studies have been made using the VLA at 7 mm to investigate the growth to cm-sized particles by resolving the emission from T Tauri disks. Rodmann et al. (2006) observed 14 low-mass, pre-main sequence stars in the Taurus-Auriga star forming region, with a spatial resolution of $1.5''$, corresponding to approximately 200 AU. Ten were detected at 5σ or better, and all were resolved in at least one dimension. After applying RJ corrections and for possible contributions from free-free emission at this wavelength the distribution of β (Figure 1) indicates a peak at $\beta \sim 1$, and shows evidence for cm-sized particles in these disks. Similar results have been found by Natta et al. (2004) for intermediate-mass, pre-main sequence Herbig Ae stars, where 4 out of 9 disks observed were resolved.

Recent observations of the 10 Myr old T Tauri star TW Hya provide evidence of both planetesimal growth and disk clearing, the latter possibly due to the presence of a planet. The 7 mm continuum emission from this disk was first

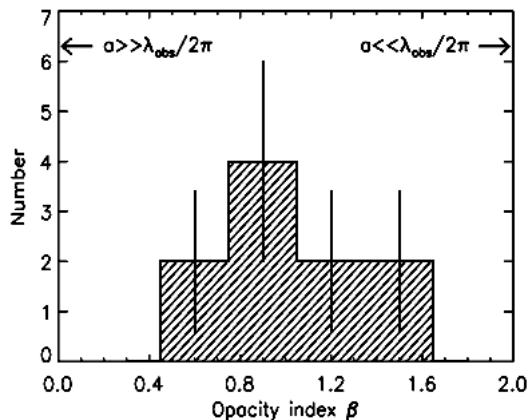


Figure 1. Distribution of dust opacity index, β , for 10 T Tauri stars imaged at $\lambda = 7$ mm by Rodmann et al. (2006). The peak of the distribution at $\beta \sim 1$ lies between that observed for micron-sized dust grains in the ISM ($\beta \sim 2$) and the grey-body opacity of particles with $a \gg \lambda$ ($\beta \sim 0$), indicating the presence of cm-sized particles.

resolved on size scales of 10s of AU by the VLA in its most compact, D, configuration (Wilner et al. 2000, Figure 2, bottom left). Subsequent modelling showed that a dip in its spectral energy distribution at $\sim 10\mu\text{m}$, and enhanced emission at $\sim 20\mu\text{m}$, was best accounted for by an inner hole extending to 4 AU, and direct heating of the inner edge of the disk at this radius by the central star (Calvet et al. 2002, Figure 2, top). This hole has now been imaged by the VLA in its most extended, A, configuration (Hughes et al. 2007, Figure 2, bottom right).

Evidence for cm-sized particles in the TW Hya disk comes from 3.5 cm emission imaged with the VLA in its A configuration (Wilner et al. 2005). The emission is resolved with a brightness temperature ~ 10 K, and is consistent with dust emission. Further, the 3.5 cm emission is enhanced relative to that expected for a “standard,” continuous power-law distribution of grain sizes, but can be modelled as a bimodal grain size size distribution with some fraction of interstellar-type dust and an extra component of “pebbles.” Considerable amounts of mass could be hidden in large particles in disks in this way, the only evidence for which comes from observations at cm-wavelengths.

3. Disk kinematics from molecular line emission

The primary tracer of circumstellar disk kinematics is emission from the most abundant isotopomer of CO, ^{12}CO . Interferometric observations of the emission in the $J=1-0$, $2-1$, and $3-2$ rotational transitions at 115, 230, and 345 GHz respectively have been used to show that in many cases the velocity structure in T Tauri disks is consistent with Keplerian rotation (Simon, Dutrey, & Guilloteau 2000; Dutrey, Guilloteau, & Simon 2003; Qi et al. 2004; Isella et al. 2007). Indeed, modelling of cubes of spectral line emission can give the disk inclination, radial velocity profile, and provide independent and direct determinations of the

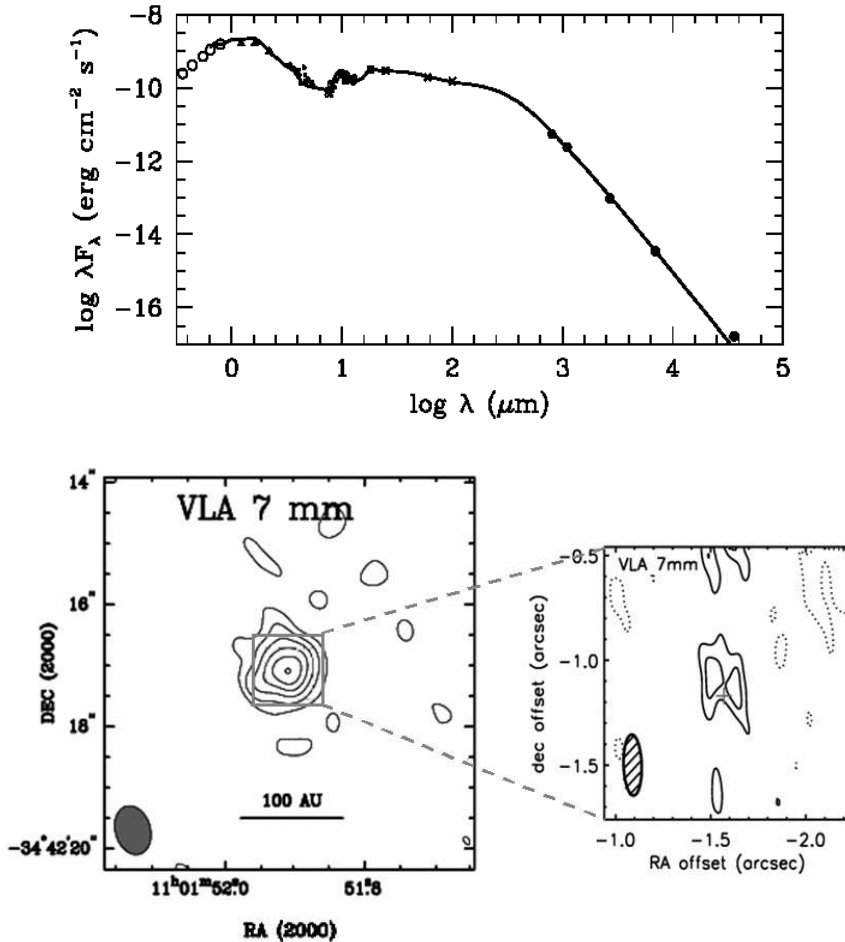


Figure 2. *Top:* Spectral energy distribution of TW Hya shows a deficit of emission at mid-infrared wavelengths indicative of a gap in the disk (Calvet et al. 2002). *Bottom, left:* 7 mm continuum emission from TW Hya is resolved on scales of 10s of AU by the VLA in its most compact, D, configuration (Wilner et al. 2000). *Bottom, right:* the central hole suggested by the SED is imaged by the VLA in its most extended, A, configuration (Hughes et al. 2007).

central stellar mass to better than 10% (see, e.g., Simon et al. 2000). These methods are able to constrain theoretical pre-main sequence tracks, and are now limited by the uncertain distance determinations for the pre-main sequence stars. However, parallax measurements from radio VLBI observations are beginning to provide some of the most accurate distances known for young stars exhibiting non-thermal emission, and the distance to T Tau S has recently been pinned down to 0.4% using the VLBA (Loinard et al. 2005, 2007).

While most disks around pre-main sequence stars studied to date do show Keplerian velocity profiles there is some evidence of deviations from Keplerian rotation for the young star AB Aur (Piétu, Guilloteau, & Dutrey 2005; Lin et al. 2006). This source shows molecular gas traced by $^{13}\text{CO}(1-0)$ emission associated with a spiral feature at optical wavelengths (Corder, Eisner, & Sargent

2005), on scales of $\sim 4''$ (~ 600 AU). Both $^{12}\text{CO}(3-2)$ and dust continuum emission show a possible spiral feature on even smaller scales (Piétu et al. 2005; Lin et al. 2006, Figure 3). Piétu et al. (2005) also show that if a power-law radial velocity profile is assumed the best fit is $V \propto r^{-0.41 \pm 0.01}$, significantly shallower than Keplerian. As a result, estimates of the stellar mass derived *assuming* Keplerian rotation vary dramatically depending on the size scale and resolution of the observations used. Adding to the complexity, there is an inner hole of radius ~ 70 AU (Piétu et al. 2005), and some indications of outward radial motion along the spiral features (Piétu et al. 2005; Lin et al. 2006).

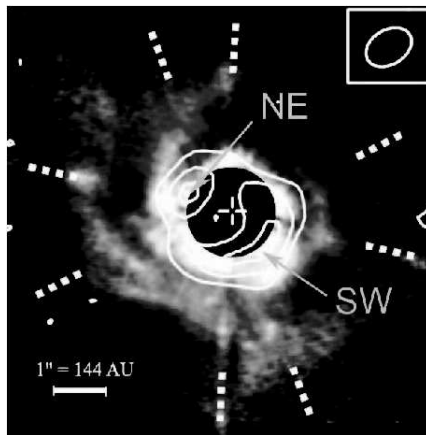


Figure 3. Small-scale dust emission at $\lambda = 0.87$ mm (contours) overlaid on a coronagraphic near-infrared image (greyscale) of the young star AB Aur from Lin et al. (2006). Both the near-infrared and the dust emission illustrate spiral features, and the mm-wave emission shows an inner hole in the disk at the position of the star. The velocity structure of the CO emission from the disk is inconsistent with Keplerian rotation.

Various possible explanations have been proposed for the observed structure of AB Aur (Piétu et al. 2005; Lin et al. 2006). Perhaps most attractive is the idea that there may be a low mass companion in an inclined orbit that can produce both the inner hole and excite the spiral features. An encounter with a nearby star is also a possibility. Alternatively, AB Aur remains surrounded by an extended circumstellar envelope and also exhibits some evidence that its dust is not as evolved as has been observed in other proto-planetary disks, suggesting that the disk may just be sufficiently young that it has not yet relaxed to a Keplerian configuration.

4. Accretion and outflow

If accretion is to continue throughout the protostellar and T Tauri phases of young, low-mass stars, at the rates implied by the observed luminosities of those systems, some means of removing the angular momentum from the accreting material is needed. As is the case for accretion disks in almost all astrophysical environments, jets and winds are believed to be key to carrying away the angular

momentum allowing accretion to continue. Measurements of rotation in protostellar jets have been very difficult to make, however. Perhaps the best example to date is for DG Tauri (Figure 4). The direction of rotation in its disk is traced by $^{13}\text{CO}(2-1)$ emission (Testi et al. 2002). HST observations of the [SII] and [OI] emission from the jet, in slits oriented at offsets $\pm 0.14''$ from the jet axis, show a velocity gradient in the same sense as the disk rotation (Bacciotti et al. 2002). This may be the first direct evidence of a disk/jet connection and the transport of angular momentum using jets.

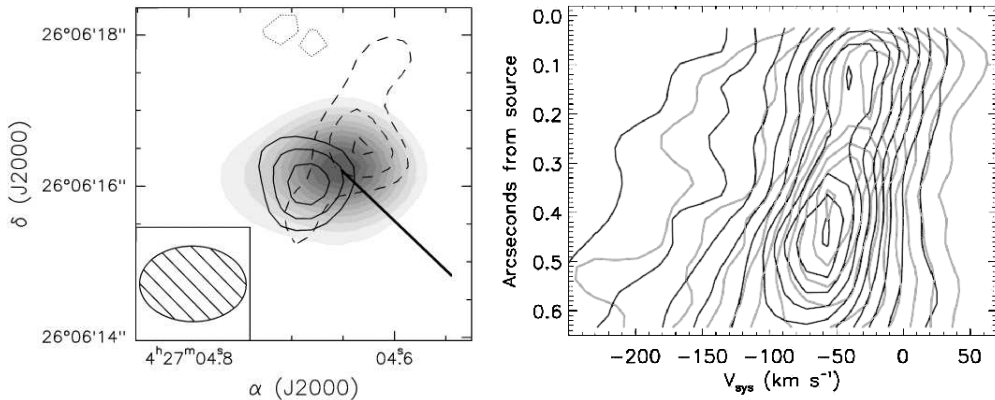


Figure 4. *Left:* Redshifted (dashed contours) and blueshifted (solid contours) of the $^{13}\text{CO}(2-1)$ emission from the DG Tau circumstellar disk illustrating the direction of its rotation, overlaid on the 1.3 mm dust continuum emission (Testi et al. 2002). The thick solid line gives the direction of the optical blueshifted jet. *Right:* [SII] emission in a slit offset $0.14''$ to the southeast of the jet axis (black contours) and $0.14''$ to the northwest (grey contours), from Bacciotti et al. (2002). There is a velocity offset between the two slits in a direction consistent with the disk rotation.

In spite of the sparse direct observational evidence, linked accretion and outflow are fundamental ingredients in theories of star and planet formation. Outflow removes excess angular momentum from accreting gas, the disk and wind regulate the accretion, and of course the remnant disk ultimately becomes a planetary system. Models for how this takes place in detail fall into two broad categories: disk winds and X-winds. Disk winds are winds originating at a range of radii in the disk, and most models invoke rotating magnetic fields as the means by which material is transferred from the disk to a collimated wind or jet moving perpendicular to the disk surface (see Königl & Pudritz 2000, for a review). In X-winds the wind originates at the “X-point,” the radius at which magnetic field lines tied to the central star meet the inner radius of the disk, which is therefore also the disk radius co-rotating with the star (e.g., Shu et al. 2000). Assuming the jet co-rotates with a Keplerian disk, measured velocities imply the jet launching point is spread over a range of radii from about 0.1 AU to up to a few AU (e.g., Coffey et al. 2007; Tatulli et al. 2007). These results tend to favour disk winds over X-winds, but are not yet conclusive.

5. Disks and massive star formation

A reasonably well-established and understood picture of low-mass star formation has emerged over the last two decades, including the vital role of disks in mediating accretion and providing the building blocks for planetary systems. However, a simple scaling-up of this picture to higher mass stars faces a problem for stars more massive than $\sim 10M_{\odot}$. Radiation pressure on infalling dust grains will reverse the infall, unless the dust absorption cross-section per unit mass can be significantly reduced (for example, by making the accreting material very optically thick, perhaps by having a very high accretion rate), or by reducing the effective luminosity by making the radiation field anisotropic (e.g., Yorke 2002). Thus the properties of massive protostars forming via disk-mediated accretion may be expected to be somewhat different from their low-mass counterparts.

Direct observations of solar system-sized disks (~ 100 AU) toward early B stars are not as well established as those around T Tauri stars. Shepherd et al. (2001) inferred the existence of a 130 AU disk around a B2 young stellar object based on 7 mm continuum emission. However, the disk was not resolved, and a model was needed to isolate the disk emission (presumably dust) from ionized gas emission in the outflow and surrounding HII region. Further, evidence of rotation from molecular line emission was not available on these size scales. Several examples of 1000 to 2000 AU flattened, rotating structures have been reported around several early B (proto)stars which probably either trace the outer accretion disk/dense torus that may be feeding the inner disk, or are the result of confusion of multiple objects within the available resolution of the observations: e.g., IRAS 20126+4104 (Cesaroni et al. 1999, 2005), Cep A HW2 (Brogan et al. 2007; Comito et al. 2007), IRAS 23151+5912 (Beuther et al. 2007). Given that these (proto)stars are still actively powering outflows, it is likely that an inner, as yet undetectable, accretion disk is present that launches the outflow. Above a mass of about $15M_{\odot}$, observations of disks and disk winds/outflows are needed to verify whether they may also form via disk-mediated accretion.

One of the complications with attempts at direct imaging of disks around massive stars is that the nearest massive star-forming region, the Orion Molecular Cloud at $D \sim 450$ pc, is a factor of ten more distant than young, low-mass stars such as TW Hya, so that achieving the necessary spatial resolution can be a challenge. Masers provide a unique opportunity in this respect, since their high non-thermal brightness temperatures enable VLBI techniques to provide sub-milliarcsec resolution in some cases. Radio source I in Orion is associated with OH, H₂O, and SiO masers, and the SiO masers in particular trace hot, dense gas close to the protostar (the vibrational ground state traces densities $n \sim 10^6$ cm⁻³, temperatures $T \sim 1000$ K, while the first vibrationally excited state traces $n \sim 10^{10\pm 1}$ cm⁻³, $T \sim 1000$ – 2000 K). Multi-epoch imaging of these masers using the VLBA have recently measured the 3-dimensional dynamics of the disk/wind interaction in the protostar (Greenhill et al. in prep.; Matthews et al. in prep.).

The vibrational ground state SiO emission traces a bow tie structure, while the 7 mm continuum emission appears to trace a disk (Figure 5). The vibrationally excited masers predominantly outline a cross centered on the continuum, but there are also masers bridging the gap between the southern and western arms of the cross. The best model consistent with the remarkably systematic

velocity patterns in the maser emission (Figure 6, left) is that of an almost edge-on disk, with the SiO masers tracing the interaction of a wind with the disk surface, and subsequent collimation of the wind by magnetic fields and the surrounding molecular cloud. Proper motions show that both SiO and H₂O masers are moving approximately perpendicular to the disk surface (Figure 6, right). The diameter of the disk is ~ 150 mas (~ 70 AU), and the resolution with which the masers have been observed is ~ 0.4 mas (~ 0.2 AU).

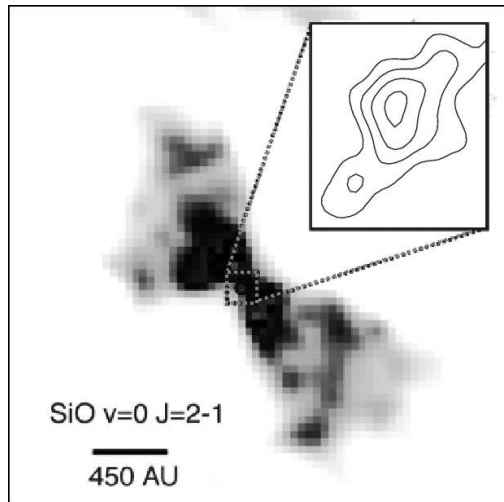


Figure 5. SiO $v=0$, $J=2-1$ emission from source I (greyscale, from Wright et al. 1995) outlining a bowtie structure associated with the outflow. *Insert:* contours of 7 mm continuum emission trace a disk oriented perpendicular to the outflow (Reid et al. 2007).

6. The future of disk observations: ALMA and EVLA

The resolution and sensitivity of two new instruments that will become available within the next five years, the Atacama Large Millimeter Array (ALMA) and the Expanded Very Large Array (EVLA), will completely revolutionize the study of circumstellar disks. ALMA will operate at wavelengths between 9 mm and 320 μm , with up to 64 12-m antennas and resolutions as small as $0.01''$ at the shortest wavelengths. It will be superb for resolving disk structure and kinematics for T Tauri stars and debris disks. Its 8 GHz of bandwidth and excellent continuum sensitivity makes it ideal for studying disk chemistry and the direct detection of proto-planets.

The EVLA will have 8 GHz of bandwidth at 1.3 cm and 7 mm, providing a factor of ten improvement in continuum sensitivity over the VLA and a factor of 2 to 4 better angular resolution than ALMA will be able to achieve at the equivalent wavelength. Long wavelength observations are vital for demonstrating planetesimal formation, and for imaging disk formation in the youngest protostars where the dust emission will be optically thick at the wavelengths where ALMA will have the highest spatial resolution.

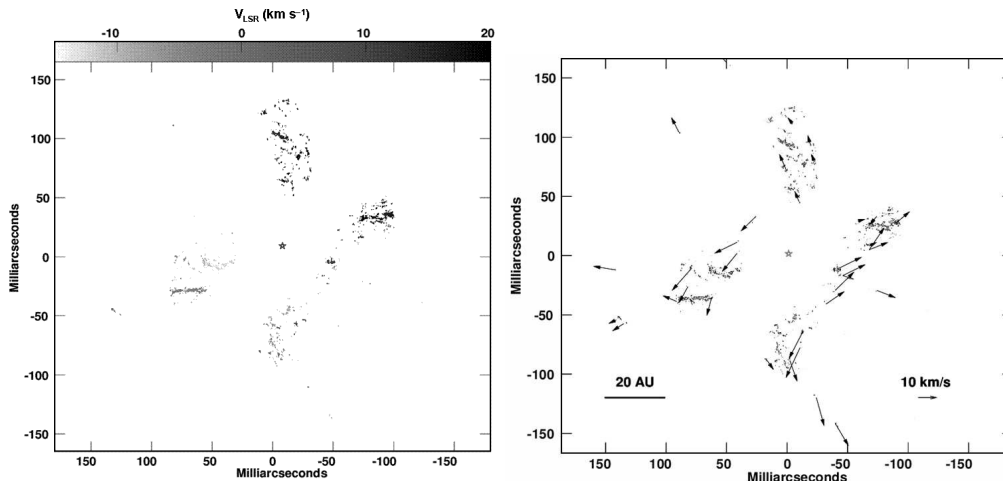


Figure 6. *Left:* Radial velocity derived from $v=1$ and $v=2$, $J=1-0$ SiO maser emission for one observational epoch (Greenhill et al. in prep.). The star represents the position of source I determined from radio continuum emission. *Right:* Proper motions of the SiO masers derived from observations spanning multiple epochs (Matthews et al. in prep.). The combination of the radial velocities and proper motions are best explained by a rotating, almost edge-on disk, with the SiO masers tracing the interaction of a wind with the disk surface.

7. Conclusions

Over the last few years, submm, mm, and cm-wave observations of circumstellar disks around low-mass, pre-main sequence stars have demonstrated evidence for grain growth to cm-sized particles, a necessary precursor to planet formation. Keplerian velocity fields in those disks have enabled independent measurements of central stellar masses, and are able to constrain pre-main sequence evolutionary tracks. Deviations from Keplerian rotation have been observed in some cases, and raise the possibility that low-mass companions may be inferred from such observations. Evidence for angular momentum transport in disk winds has been demonstrated by the first observations of rotation in stellar jets, in a sense consistent with that of the accompanying disk. Masers are now able to trace disk and wind interactions for a massive protostar, suggesting that disk-mediated accretion may be a mechanism for forming high-mass stars. The future of disk studies is very bright; ALMA and EVLA will transform this field by providing images of gaps in disks, detecting dust heated by proto-planets, revealing the early phases of disk formation, and through detailed studies of the gas chemistry.

Acknowledgments. The National Radio Astronomy Observatory is a facility of the National Science Foundation operated under cooperative agreement by Associated Universities, Inc.

References

- Bacciotti, F., Ray, T. P., Mundt, R., Eisloffel, J., & Solf, J. 2002, ApJ, 576, 222
 Beckwith, S. V. W., Sargent, A. I., Chini, R. S., & Güsten, R. 1990, AJ, 99, 924

- Beuther, H., Zhang, Q., Hunter, T. R., Sridharan, T. K., & Bergin, E. A. 2007, *A&A*, 473, 493
- Brogan, C. L., Chandler, C. J., Hunter, T. R., Shirley, Y. L., & Sarma, A. P. 2007, *ApJ*, 660, L133
- Calvet, N., D'Alessio, P., Hartmann, L., Wilner, D., Walsh, A., & Sitko, M. 2002, *ApJ*, 568, 1008
- Cesaroni, R., Felli, M., Jenness, T., Neri, R., Olmi, L., Robberto, M., Testi, L., & Walmsley, C. M. 1999, *A&A*, 345, 949
- Cesaroni, R., Neri, R., Olmi, L., Testi, L., Walmsley, C. M., & Hofner, P. 2005, *A&A*, 434, 1039
- Coffey, D., Bacciotti, F., Ray, T. P., Eisloffel, J., & Woitas, J. 2007, *ApJ*, 663, 350
- Comito, C., Schilke, P., Endesfelder, U., Jiménez-Serra, I., & Martín-Pintado, J. 2007, *A&A*, 469, 207
- Corder, S., Eisner, J., & Sargent, A. 2005, *ApJ*, 622, L133
- Dutrey, A., Guilloteau, S., & Simon, M. 2003, *A&A*, 402, 1003
- Greenhill, L. J., et al., in preparation
- Hughes, A. M., Wilner, D. J., Calvet, N., D'Alessio, P., Claussen, M. J., & Hogerheijde, M. R. 2007, *ApJ*, 664, 536
- Isella, A., Testi, L., Natta, A., Neri, R., Wilner, D., & Qi, C. 2007, *A&A*, 469, 213
- Königl, A., & Pudritz, R. E. 2000, in *Protostars and Planets IV*, ed. V. Mannings, A. P. Boss, & S. S. Russell (Tucson: University of Arizona Press), 759
- Lin, S.-Y., Ohashi, N., Lim, J., Ho, P. T. P., Fukagawa, M., & Tamura, M. 2006, *ApJ*, 645, 1297
- Loinard, L., Mioduszewski, A. J., Rodríguez, L. F., González, R. A., Rodríguez, M. I., & Torres, R. M. 2005, *ApJ*, 619, L179
- Loinard, L., et al. 2007, *ApJ*, 671, 546
- Matthews, L. D., et al., in preparation
- Natta, A., Testi, L., Neri, R., Shepherd, D. S., & Wilner, D. J. 2004, *A&A*, 416, 179
- Piétu, V., Guilloteau, S., & Dutrey, A. 2005, *A&A*, 443, 945
- Qi, C., et al. 2004, *ApJ*, 616, L11
- Reid, M. J., Menten, K. M., Greenhill, L. J., & Chandler, C. J. 2007, *ApJ*, 664, 950
- Rodmann, J., Henning, T., Chandler, C. J., Mundy, L. G., & Wilner, D. J. 2006, *A&A*, 446, 211
- Shepherd, D. S., Claussen, M. J., & Kurtz, S. E. 2001, *Science*, 292, 1513
- Shu, F. H., Najita, J. R., Shang, H., & Li, Z.-Y. 2000, in *Protostars and Planets IV*, ed. V. Mannings, A. P. Boss, & S. S. Russell (Tucson: University of Arizona Press), 789
- Simon, M., Dutrey, A., & Guilloteau, S. 2000, *ApJ*, 545, 1034
- Tatulli, E., et al., 2007, *A&A*, 464, 55
- Testi, L., Bacciotti, F., Sargent, A. I., Ray, T. P., & Eisloffel, J. 2002, *A&A*, 394, L31
- Wilner, D. J., Ho, P. T. P., Kastner, J. H., & Rodríguez, L. F. 2000, *ApJ*, 534, L101
- Wilner, D. J., D'Alessio, P., Calvet, N., Claussen, M. J., & Hartmann, L. 2005, *ApJ*, 626, L109
- Wright, M. C. H., Plambeck, R. L., Mundy, L. G., & Looney, L. W. 1995, *ApJ*, 455, L185
- Yorke, H. W. 2002, in *Hot Star Workshop III: The Earliest Stages of Massive Star Birth*, ASP Conf. Ser. 267, ed. P. A. Crowther (San Francisco: ASP), 165