

# Finite doping of a one-dimensional charge density wave: solitons vs. Luttinger liquid charge density

Yuval Weiss, Moshe Goldstein and Richard Berkovits

*The Minerva Center, Department of Physics, Bar-Ilan University, Ramat-Gan 52900, Israel*

The effects of doping on a one-dimensional wire in a charge density wave state are studied using the density-matrix renormalization group method. We show that for a finite number of extra electrons the ground state becomes conducting but the particle density along the wire corresponds to a charge density wave with an incommensurate wave number determined by the filling. We find that the absence of the translational invariance can be discerned even in the thermodynamic limit, as long as the number of doping electrons is finite. Luttinger liquid behavior is reached only for a finite change in the electron filling factor, which for an infinite wire corresponds to the addition of an infinite number of electrons. In addition to the half filled insulating Mott state and the conducting states, we find evidence for subgap states at fillings different from half filling by a single electron or hole. Finally, we show that by coupling our system to a quantum dot, one can have a discontinuous dependence of its population on the applied gate voltage in the thermodynamic limit, similarly to the one predicted for a Luttinger liquid without umklapp processes.

PACS numbers: 73.21.Hb, 71.55.-i, 71.45.Lr

## I. INTRODUCTION

The transition between a Mott insulator and a metallic phase in one-dimensional (1D) wires has attracted notable interest in recent years<sup>1</sup>. Different types of transitions are possible, controlled by various physical parameters, such as the electron-electron interaction range and its strength. Since the Mott state exists only for commensurate fillings, the electron filling factor inside the wire is an important parameter, and it can be varied either by controlling the chemical potential, or by doping with a finite number of electrons. However, these two methods are different: doping with an infinitesimally small number of electrons breaks immediately the Mott insulator state, while due to the Mott gap, a finite change in the chemical potential is required in order to insert the first electron and cause the transition<sup>2</sup>.

The metallic phase resulting from doping is usually described by the Tomonaga-Luttinger liquid (TLL) theory<sup>2,3</sup>, although for a small finite doping, a large curvature of the elementary excitation spectrum is expected, and deviations from the TLL theory are possible. In the TLL, many physical properties are determined by the parameter  $K$  which describes the interactions. Recently, a discontinuity in the occupation of a resonant level which is coupled to a TLL with  $K < 1/2$  was predicted by Furusaki and Matveev<sup>4</sup>. However, since the  $K < 1/2$  regime corresponds to very strong repulsive interactions, neither experimental nor numerical evidence for such a jump has been obtained so far.

As a generic model for the wire it is convenient to use a tight-binding description of a 1D lattice with spinless electrons. When repulsive interactions between nearest-neighbor electrons are considered, the Mott state, taking the form of a charge density wave (CDW), occurs for strong enough interactions. The Hamiltonian of such a

system can be written as

$$\hat{H}_{wire} = -t \sum_{j=1}^{L-1} (\hat{c}_j^\dagger \hat{c}_{j+1} + H.c.) \quad (1) \\ + I \sum_{j=1}^{L-1} (\hat{c}_j^\dagger \hat{c}_j - \frac{1}{2})(\hat{c}_{j+1}^\dagger \hat{c}_{j+1} - \frac{1}{2}),$$

where  $I$  denotes the nearest-neighbor interaction strength, and the hopping matrix element between nearest neighbors,  $t$ , sets the energy scale.  $\hat{c}_j^\dagger$  ( $\hat{c}_j$ ) is the creation (annihilation) operator of a spinless electron at site  $j$  in the  $L$ -site wire, and a positive background is included in the interaction term.

The model of Eq. (1) is equivalent to that of the XXZ spin 1/2 chain by the Jordan-Wigner transformation<sup>5</sup>. The XXZ model is exactly solvable using the Bethe ansatz<sup>6,7</sup>. From this equivalence it is known that for a half filled system with periodic boundary conditions, a phase transition between a TLL phase and a CDW one occurs at  $I = 2t$ . Of course, for sufficiently long wires the type of the boundary conditions does not change this result<sup>8,9</sup>. The interaction parameter  $K$  is then given by<sup>10</sup>

$$K = \frac{\pi}{2 \cos^{-1}(-I/2t)}, \quad (2)$$

so that in the TLL phase,  $I < 2t$  and  $K > 1/2$ , while for  $I > 2t$ , the half filled wire is no longer in the TLL phase, but is rather in a CDW state.

The competition between the TLL and the CDW phases is attributed to the presence of umklapp processes in this model. For half filling the CDW phase wins over the TLL phase once the interactions are strong enough. However, when the wire is not exactly half filled, a CDW state cannot emerge since it demands a commensurate filling, and thus the TLL description is valid even for interaction values which are greater than  $2t$ . As a result,

for strong enough interactions, and sufficiently close to half filling, one can then get values of  $K$  which are less than  $1/2$ .<sup>11</sup>

Another approach to treat the Hamiltonian of Eq. (1) is to map it, using bosonization<sup>2</sup>, into that of the sine-Gordon model<sup>12</sup>. In this model, the elementary excitations are solitons, which carry half an electron charge<sup>2</sup>. In the vicinity of the Mott state the value of the TLL interaction parameter is  $K \rightarrow \frac{1}{4}^+$ . The value  $K = 1/4$ , which cannot be obtained using this model, corresponds to the Luther-Emery line, for which the solitons are effectively non interacting<sup>13</sup>. For small deviations from half filling the solitons are only weakly interacting.

In this paper we investigate the effects of a finite doping on a 1D Mott state. We show that although a small number of electrons results in an insulator-metal transition, the charge distribution in the metallic system with a finite number of electrons is not uniform, but rather corresponds to an incommensurate CDW. The added charge can also be considered as delocalized solitons in the original commensurate CDW, whose spatial distribution is determined by boundary conditions and symmetry considerations. Nevertheless, the system is conducting, and once a bias voltage is applied the solitons are free to move and transport charge across the wire.

An exceptional behavior is exhibited when a lattice with an even number of sites  $L = 2p$  is occupied by  $p \pm 1$  electrons, i.e., there is a single additional electron (or hole) relative to half filling. As will be shown, in this case the insulating behavior of the original Mott state is retained even though the filling is incommensurate. This unusual case will be explained as a result of subgap states in the soliton energy spectrum.

In addition, we show that since the Mott state with a small doping allows for the interaction parameter in the range  $1/4 < K < 1/2$ , it might exhibit the Furusaki-Matveev discontinuity. The appearance of that jump is not a foreclosed conclusion, since the model used by Furusaki and Matveev does not contain umklapp processes. Nevertheless, we find that the jump indeed occurs, and show its implications on the solitons present in the wire near half filling.

Since the CDW state is obtained for exactly half filling, it is convenient to denote the extra charge by  $Q = n_e - L/2$ , where  $n_e$  is the number of electrons in the system. As will be shown, the parity of  $L$  plays a significant role in the behavior when adding the first few electrons. Using the finite-size version of the density-matrix renormalization group (DMRG) method<sup>14,15</sup> the Hamiltonian  $\hat{H}_{wire}$  was diagonalized and the ground state was calculated for different values of the charge  $Q$  and the lattice size  $L$ . In the current paper we present results obtained for  $I = 3t$ , which is deep inside the CDW regime (for half filling). Nevertheless, other interaction strengths in the regime of  $I > 2t$  have been checked as well, and were found to lead to qualitatively similar results.

The outline of the paper is as follows: in the next section, Sec. II, we present the charge occupation along

nearly half filled wires, which demonstrates the presence of incommensurate CDW or solitons. In Sec. III we discuss the excitation spectrum of the solitons, and the addition spectrum of the system. For systems which are exactly half filled, or doped with only one electron or hole, we show that the ground state is insulating; otherwise, it is conducting. In Sec. IV we discuss the existence of the Furusaki-Matveev jump when the doped wire is coupled to a resonant level. Finally we conclude in Sec. V.

## II. CHARGE DISTRIBUTION

We begin by presenting the occupation of electrons along the wire for different numbers of extra electrons  $Q$  for wires with an odd or an even number of sites (Fig. 1). The  $Q = 0$  case (for an even  $L$ ) results in a flat distribution of  $n_j = 1/2$  for each lattice site  $j$  (dashed line). This state is a linear combination of two degenerate CDW states, which are eigenstates of the Hamiltonian in the thermodynamic limit. These CDW states, which are also shown in Fig. 1, are numerically obtained by applying an infinitesimally small potential on the first site, which breaks the degeneracy between them<sup>8</sup>. The population of such a CDW state along the wire (near the center) can be written as

$$n_j = n + A \cos(2\pi n j + \phi), \quad (3)$$

where the amplitude  $A$  depends on the interaction strength,  $n = 1/2$  is the filling, and  $\phi$  is a phase.

When  $Q \neq 0$ , the ground state is no longer degenerate and the electron occupation throughout the lead is not uniform. Let us start with the  $Q = 1/2$  case (when  $L$  is odd), which results in a true CDW state, i.e., for each even (odd) site the occupation is low (high). Unlike the case of the degenerate ground states for  $Q = 0$ , the  $Q = 1/2$  ground state is not coupled by the Hamiltonian to the similar CDW ground state of  $Q = -1/2$  due to the difference in their total population.

In order to explore the addition of electrons onto the CDW states, one can take the uniform distribution of the  $Q = 0$  state as a reference, and investigate the difference from it by calculating the accumulated population  $\Delta n_j = \sum_{i \leq j} n_i - j/2$ . As can be seen in Fig. 2,  $\Delta n_j$  for each of the two clean CDW states of  $Q = 0$  (presented in solid lines), has an extra charge of  $e/4$  localized at one of the wire edges, and a compensating charge (i.e.,  $-e/4$ ) localized at the other. The difference between these two states is thus a soliton (of charge  $e/2$ ) located at one edge of the wire and an antisoliton (of charge  $-e/2$ ) at the other edge.

By taking one of the  $Q = 0$  CDW states, and locating a soliton at its negatively charged edge, while leaving the other edge as it is, one gets a new CDW state in which both edges have a positive charge, i.e., a CDW state having  $Q = 1/2$ . Similarly, placing an antisoliton at the edge with the positive charge of the  $Q = 0$  state

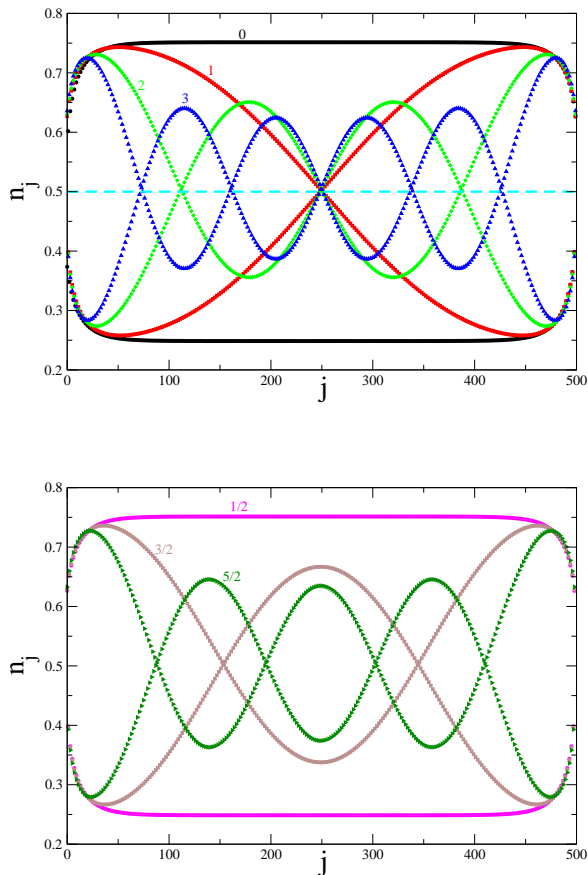


FIG. 1: (Color online) The electrons occupation in a lattice of 500 sites (upper panel) and 499 sites (lower panel) for different number of electrons. The values near the curves denote the extra charge  $Q$  which varies between  $Q = 0$  for half filling and  $Q = 3$ .

results in the  $Q = -1/2$  CDW state. These states are also shown in Fig. 2 (dashed lines).

For the  $Q = 1$  case (when  $L$  is even), adding a localized soliton near one of the edges is not sufficient, and it requires the addition of another charge of  $e/2$ . This extra charge is obtained by the formation of a delocalized soliton, centered at the middle of the wire. Further increase of the filling above  $Q = 1/2$  ( $Q = 1$ ) for odd (even) wire lengths, results in the addition of two delocalized solitons for every electron, so that the total number of delocalized solitons is  $2Q - 1$ .

The delocalized solitons, which carry a charge of  $e/2$  each, are free to move along the wire. However, when no bias voltage is applied, the charge distribution across the wire is fixed by the boundaries and by symmetry considerations. Practically these constraints lead to a density wave with a cosine term similar to that of Eq. (3), in which the filling factor  $n$  is modified. This statement is true for much larger values of  $Q$  as well. For instance, Fig. 3 shows the electron distribution for a 300-site wire with  $Q = 14$ , i.e., with 27 delocalized solitons. It is easy to see that although the amplitude of the oscillations is

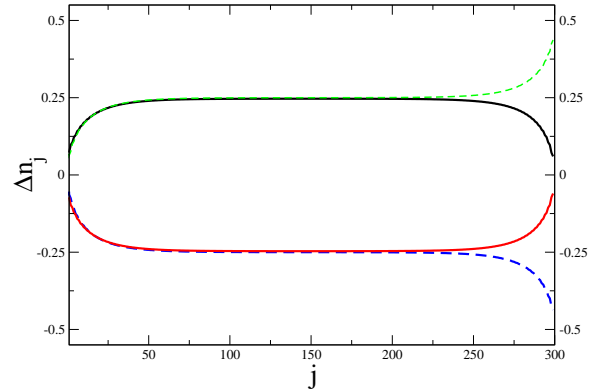


FIG. 2: (Color online) The extra charge distribution along a wire of length  $L = 300$  sites with  $Q = 0$  (solid lines) and of  $L = 299$  sites with  $Q = \pm 1/2$  (dashed lines).

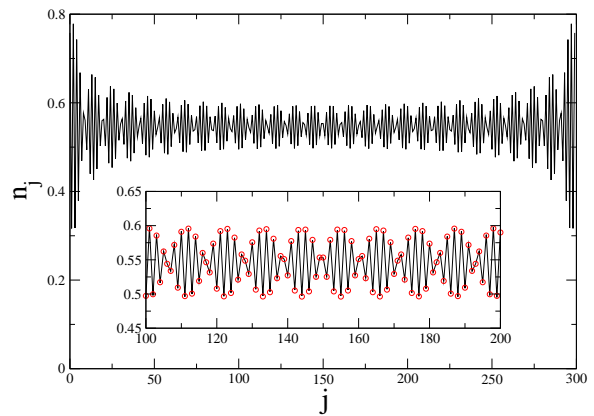


FIG. 3: (Color online) The electrons occupation in a lattice of 300 sites with additional 14 electrons. A fit to Eq. (3) (done over the middle region) is shown in the inset (symbols).

reduced, it doesn't vanish and it is rather constant near the middle of the wire. Moreover, the oscillations can still be fitted to Eq. (3) using  $n$  as a fitting parameter. As can be expected, this results in a value of  $n$  which matches the filling of the wire.

The non-uniform charge distribution for a fixed number of electrons is not a finite-size effect, and survives in the thermodynamic limit as well. In Fig. 4 one can see a comparison between wires of 300 and 600 sites, with  $Q = 14$  and  $Q = 28$ . One can see weaker oscillations in the  $Q = 28$  case, attributed to a smaller wave length. On the other hand, increasing the size of the lead from  $L = 300$  to  $L = 600$  while maintaining the number of extra electrons  $Q$  constant, results in an increase of the oscillations.

One can thus conclude that on the one hand the oscil-

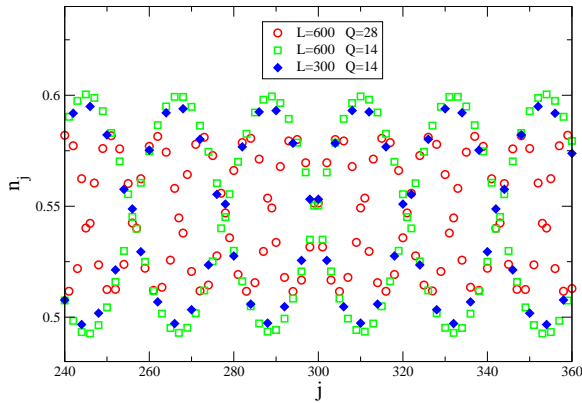


FIG. 4: (Color online) The electrons occupation near the middle of the system in lattices of 300 or 600 sites with additional 14 or 28 electrons. Results for the 300-site wire are shown as a function of  $2j$ .

lations are expected to vanish if a finite filling fraction is considered, i.e., in the limit of  $Q \rightarrow \infty$ ,  $L \rightarrow \infty$ , keeping  $Q/L$  constant. On the other hand, when a finite number of electrons is added, the oscillations are expected to be noticed even in the limit of  $L \rightarrow \infty$ .

### III. EXCITATION SPECTRUM

Up to now we have shown that the density distribution of the electrons along the wire, when it is doped by a finite number of electrons, is not flat, and preserves some features of the Mott state. One can still wonder whether these doped states retain the insulating behavior of the Mott state or not. To clarify that point we study the size dependence of the addition spectrum, defined through

$$\Delta_2(Q) = E_0(Q+1) - 2E_0(Q) + E_0(Q-1), \quad (4)$$

where  $E_0(Q)$  is the ground-state energy of the wire with  $Q$  electrons above half filling. For a Mott state the limit of  $\Delta_2$ , as  $L \rightarrow \infty$ , should be a finite value, corresponding to the gap size, while for a conducting state one expects  $\Delta_2 \rightarrow 0$ .

The dependence of  $\Delta_2(Q)$  on the wire length  $L$  is presented in Fig. 5 for even wire sizes (lines) and for odd sizes (filled symbols), for different number of electrons  $Q$ . As can be seen, for  $Q = 0$  and  $1/2$ , the values of  $\Delta_2$  converge to the value  $\Delta_2(\infty)$  (presented by the asterisk symbol at the left margin of the figure), given by the Bethe ansatz<sup>6,7</sup>. On the other hand, for  $Q \geq 3/2$  one gets  $\Delta_2 \rightarrow 0$ , which indicates that these states are conducting.

A deviation from this intuitive picture appears for  $Q = 1$ , in which an unexpected gap of  $\Delta_2(\infty)/2$  occurs. Nevertheless, this result can be explained by the spectrum of soliton states near half filling. It is known that for solitons in the sine-Gordon model with open boundary conditions there are two degenerate subgap states at

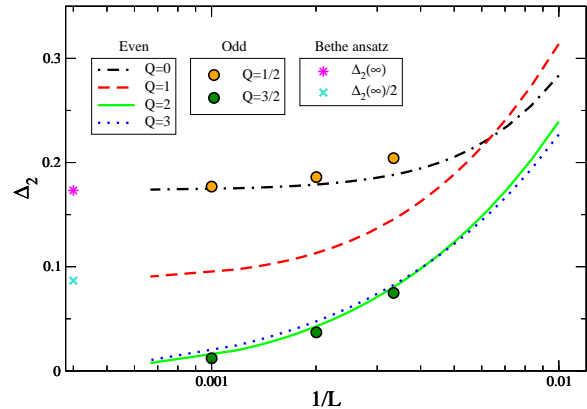


FIG. 5: (Color online) The dependence of the addition spectrum on the lattice size  $L$ , for different fillings, comparing the cases of even and odd sizes and the exact Bethe ansatz results. Note the semi-logarithmic scale.

zero energy, positioned exactly between the conduction and the valence bands, each of them localized near one of the edges of the system<sup>16</sup>. In our case these subgap states are thus the localized solitons, which we identified as the difference between the two CDW states of  $Q = 0$  presented in Fig. 1.

Thus the energy spectrum of the solitons is represented by valence and conduction bands separated by a gap  $\Delta$ , while the subgap states exist at  $\Delta/2$  above the valence band (see schematic picture in Fig. 6). The filling of the subgap states with the localized solitons does not change the total energy. However, every additional soliton increases the energy in  $\Delta/2$  (in the limit  $L \rightarrow \infty$ ).

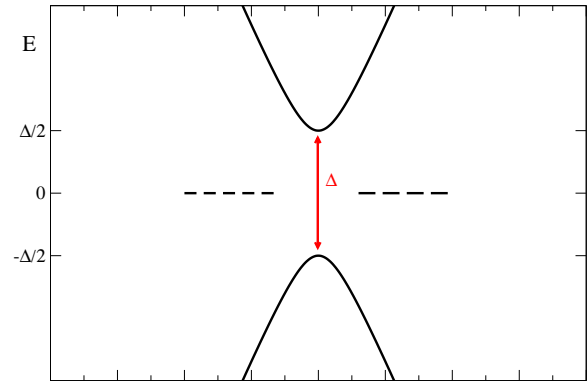


FIG. 6: (Color online) A schematic picture of the energy bands of the solitons according to Ref. 16. The bands are separated by energy  $\Delta$ , and two discrete states exist at zero energy.

For an odd  $L$ , the states with  $Q = \pm 1/2$ , which have the same energy due to the particle-hole symmetry of the Hamiltonian, differ only in the occupation of the two localized solitons. The addition of any other electron is

equivalent to the addition of two delocalized solitons, so that the energy difference between successive fillings is  $\Delta$ . Therefore,  $E_0(1/2) - E_0(-1/2) = 0$  and  $E_0(3/2) - E_0(1/2) = \Delta$ , resulting in  $\Delta_2(1/2) = \Delta$ . For higher values of  $Q$ , one gets  $E_0(Q + 1) - E_0(Q) = \Delta$ , so that  $\Delta_2(Q \geq 3/2) = 0$ . These results are summarized in Table I.

$Q$	$-\frac{1}{2}$	$\frac{1}{2}$	$\frac{3}{2}$	$\frac{5}{2}$	$Q' > \frac{5}{2}$
$E_0$	0	0	$\Delta$	$2\Delta$	$(Q' - \frac{1}{2})\Delta$
$\Delta_2$	$\Delta$	$\Delta$	0	0	0

TABLE I: Addition spectrum for wires with an odd number of sites in the limit  $L \rightarrow \infty$ .

On the other hand, when  $L$  is even, the  $Q = 0$  state corresponds to the occupation of only one localized soliton (or, more precisely, to a linear combination of two states, in each of them one edge soliton state is filled and the other is empty). The addition of the first extra electron fills the additional localized soliton state and a single delocalized soliton state, so that  $E_0(1) - E_0(0) = \Delta/2$ . Every additional electron adds two delocalized solitons, thus for  $Q > 1$  one gets  $E_0(Q + 1) - E_0(Q) = \Delta$ . Therefore, as one can see in Table II,  $\Delta_2(0) = \Delta$ ,  $\Delta_2(1) = \Delta/2$ , and  $\Delta_2(Q \geq 2) = 0$ .

$Q$	-1	0	1	2	3	$Q' > 3$
$E_0$	$\frac{\Delta}{2}$	0	$\frac{\Delta}{2}$	$\frac{3\Delta}{2}$	$\frac{5\Delta}{2}$	$(Q' - \frac{1}{2})\Delta$
$\Delta_2$	$\frac{\Delta}{2}$	$\Delta$	$\frac{\Delta}{2}$	0	0	0

TABLE II: Addition spectrum for wires with an even number of sites in the limit  $L \rightarrow \infty$ .

Before commencing with the observation of Furusaki-Matveev jump we briefly summarize the results so far. We have demonstrated the existence of CDW states for  $Q = 0$  and  $Q = \pm 1/2$ , and shown that these states are insulating. The ground states with  $Q = \pm 1$  were found to be insulating as well, with an excitation gap which is half of the Mott gap. States with  $Q > 1$  are conducting and thus should be generally described by the TLL theory. Nevertheless, we have found that the spatial distribution of the electron density is not uniform as in the regular TLL picture. Furthermore, this distribution can be fitted to an incommensurate CDW form. It is therefore interesting to explore some other predictions of the TLL theory for such states.

#### IV. FURUSAKI-MATVEEV JUMP

The unconventional behavior of the gapless states with the non-uniform density can be illustrated by studying the discontinuity in the occupation of a resonant level coupled to the wire<sup>4</sup>. As mentioned above, once  $K < 1/2$ ,

the level is expected to show a jump in its occupation as a function of its energy. Nevertheless, one should note that umklapp processes, which are an essential ingredient in explaining the behavior of our system, were not considered in the theoretical framework of Ref. 4.

Furthermore, since here the particle distribution in the uncoupled wire is not flat, the occurrence of the Furusaki-Matveev discontinuity raises an additional question. If the electrons occupation profile along the uncoupled wire was uniform, one should have observed Friedel oscillations in the wire as soon as it is coupled to the resonant level. The potential of the resonant level can then be continuously changed until the predicted jump in the level occupation occurs. At that point, an inversion of the Friedel oscillations along the wire is expected. On the other hand, once the wire is a Mott state doped by a finite number of electrons and the electron density is not uniform, the situation is less clear.

We first calculate the value of  $K$  for the doped Mott state, and show that it is below  $1/2$ . In order to have the same value of  $K$  for different lengths of wires, one must consider an equal density of additional electrons, and we choose to work with doping of  $Q = L/50$ , with wires of sizes 100 sites and above.  $K$  may be obtained<sup>2,17</sup> by the ratio between  $\Delta E$ , the energy difference between the ground state and the first excited state, and the addition spectrum  $\Delta_2$ , since for spinless electrons with open boundary conditions  $\Delta E = \frac{\pi v_c}{L}$  and  $\Delta_2 = \frac{\pi v_c}{KL}$ . More accurate result may be obtained by fitting both  $\Delta_2(L)$  and  $\Delta E(L)$  to a polynomial in  $1/L$ , and then obtaining  $K$  from the ratio of the linear coefficients<sup>18</sup>. Using both methods we find that the value of  $K$  for our wire is 0.42.

In order to represent the coupling of a resonant level or an impurity of energy  $\epsilon_0$  to the left edge of the wire the following term is added to the Hamiltonian:

$$\hat{H}_{\text{imp}} = \epsilon_0 \hat{a}^\dagger \hat{a} - V_0 (\hat{a}^\dagger \hat{c}_1 + H.c.), \quad (5)$$

where  $\hat{a}^\dagger$  ( $\hat{a}$ ) is a creation (annihilation) operator of an electron in the resonant level, and  $V_0$  is the hopping matrix element between the level and the first site of the wire. Interaction between the impurity and the wire is not considered here since it does not change the result qualitatively, but only causes a renormalization of the hopping amplitude  $V_0$  towards larger values<sup>4,8</sup>.

The level occupation  $n_0$  as a function of the level energy  $\epsilon_0$  is presented in Fig. 7 for different wire lengths using  $V_0 = 0.2t$ . As mentioned above, wires in different lengths contain different number of additional electrons using  $Q = L/50$ , and  $K = 0.42$ . When  $\epsilon_0$  is much larger than the chemical potential in the wire  $\mu$ , the impurity is almost empty, and the wire contains most of the  $Q$  extra electrons. On the other hand, for  $\epsilon_0 \ll \mu$  the impurity is almost entirely occupied, and then only  $Q - 1$  extra electrons are in the wire.

Although the population of the impurity is found to be continuous for all finite wire lengths studied, it is expected to display an abrupt jump in the thermodynamic limit,  $L \rightarrow \infty$ . In order to demonstrate this we study the

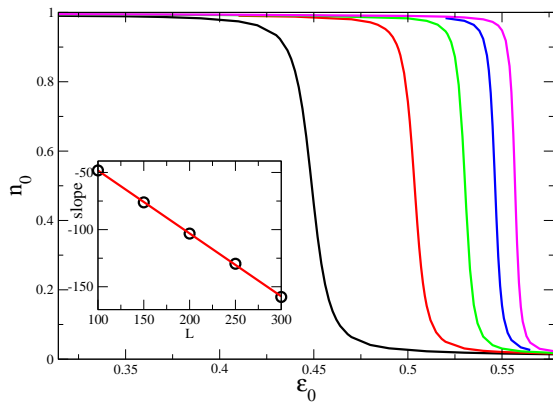


FIG. 7: (Color online) The occupation of an impurity which is coupled to one end of 1D lattices of different sizes. The results shown are for lattice sizes between 100 and 300 (from left to right) in steps of 50. In order to compare cases with identical values of  $K$ , the number of additional electrons is taken as  $Q = L/50$ , so that  $K = 0.42$ . Inset: the slope near the point where  $n_0 = 1/2$ , which shows a linear dependence on the system size.

dependence of the occupation slope near  $n_0 = 1/2$  on the wire length  $L$ . As is clearly seen in the inset of Fig. 7, the slope scales linearly with  $L$ , which is a clear sign of a first order transition in the thermodynamic limit<sup>19</sup>.

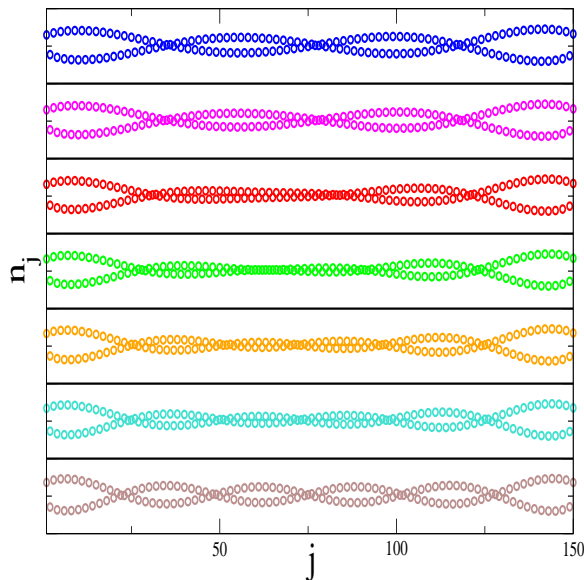


FIG. 8: (Color online) The transition of an electron from the resonant level into the wire, which leads to the formation of 2 additional solitons. The results shown are for a level coupled to a 150-site wire, with  $Q = 3$ . Different curves correspond to values of  $\epsilon_0$  between 0.498 (top) to 0.510 (bottom) with offsets in the vertical axis for clarity.

The finite size transition region, in which the electron

transfers from the resonant level into the wire, is interesting by itself, since the addition of a single electron to the wire is related to the appearance of two additional delocalized solitons in the electron population inside it. As can be seen in Fig. 8, as  $\epsilon_0$  increases the electron bound to the impurity tunnels into the wire and additional two solitons are created in the wire. As mentioned above, this is in sharp contrast to the case of a resonant level coupled to a TLL having a uniform charge distribution, in which only a local change of the Friedel oscillations in the charge distribution of the wire is expected.

## V. CONCLUSIONS

In this paper we have shown that doping a Mott state with a finite number of electrons yields states which preserve the charge modulations of the density wave even for an infinite system size. The charge carriers are solitons, whose spectrum fits the known predictions of the sine-Gordon model.

We have demonstrated how the solitons are added to the wire. The first charge of  $e/2$  above half filling results in the appearance of a localized soliton at one of the wire edges. Each additional charge of  $e/2$  results in an additional delocalized soliton, so that for charge  $Q$  one gets a wire with  $2Q - 1$  delocalized solitons and a single localized one.

The ground state of the pure Mott state, which is exactly half filled, is obviously insulating. For wires of odd sizes, the ground states for  $Q = \pm 1/2$  are insulating as well, and the excitation spectrum in these three cases has the regular Mott gap. Additional insulating states with a non-trivial half gap were found for  $Q = \pm 1$ . This unusual gap was explained according to the spectrum of the soliton states in a 1D wire with open boundaries. For  $Q > 1$ , the excitation spectrum was found to be gapless.

The unconventional behavior of wires with  $Q > 1$ , which are gapless but do not preserve translational invariance of charge, is checked against a prediction for a TLL wire with an interaction parameter  $K < 1/2$  coupled to a resonant level. We find that the TLL prediction (i.e., the Furusaki-Matveev jump) is indeed obtained also for our system, although it involves the creation of two additional delocalized solitons in the charge distribution of the wire, as opposed to the inversion of Friedel oscillations in the wire characterizing the conventional TLL scenario. As a final remark we note that it may be interesting to investigate, for this regime of parameters, some other TLL predictions as well.

## Acknowledgments

We thank M. Pepper and M. Kaveh for useful discussions, and the Israel Science Foundation (Grant 569/07) for financial support.

- 
- <sup>1</sup> N. F. Mott, *Metal Insulator Transitions* (Taylor and Francis, London, 1990).
- <sup>2</sup> T. Giamarchi, *Quantum Physics in One Dimension* (Oxford University Press, New York, 2003).
- <sup>3</sup> J. Voit, Rep. Prog. Phys. **57**, 977 (1994).
- <sup>4</sup> A. Furusaki and K. A. Matveev, Phys. Rev. Lett. **88**, 226404 (2002).
- <sup>5</sup> P. Jordan and E. Wigner, Z. Phys. **47**, 631 (1928).
- <sup>6</sup> H. A. Bethe, Z. Phys. **71**, 205 (1931).
- <sup>7</sup> R. J. Baxter, *Exactly Solved Models In Statistical Mechanics*, (Academic Press, London, 1989).
- <sup>8</sup> Y. Weiss, M. Goldstein and R. Berkovits, J. Phys.: Condens. Matter **19**, 086215 (2007).
- <sup>9</sup> Y. Weiss, M. Goldstein and R. Berkovits, Phys. Rev. B **76**, 024204 (2007).
- <sup>10</sup> F. Woynarovich and H. P. Ecker, J. Phys. A **20**, L97 (1987); C. J. Hamer, G. R. W. Quispel, and M. T. Batchelor, *ibid.* **20**, 5677 (1987).
- <sup>11</sup> F. D. M. Haldane, Phys. Rev. Lett. **45**, 1358 (1980).
- <sup>12</sup> R. Rajaraman, *Solitons and Instantons: An Introduction to Solitons and Instantons in Quantum Field Theory* (North Holland, Amsterdam, 1982).
- <sup>13</sup> A. Luther and V. J. Emery, Phys. Rev. Lett. **33**, 589 (1974).
- <sup>14</sup> S. R. White, Phys. Rev. B **48**, 10345 (1993).
- <sup>15</sup> U. Schollwöck, Rev. Mod. Phys. **77**, 259 (2005).
- <sup>16</sup> M. Fabrizio and A. O. Gogolin, Phys. Rev. B **51**, 17827 (1995).
- <sup>17</sup> H. Schulz, Phys. Rev. Lett. **64**, 2831 (1990).
- <sup>18</sup> S. Ejima, F. Gebhard, S. Nishimoto and Y. Ohta, Phys. Rev. B **72**, 033101 (2005).
- <sup>19</sup> K. Binder and D. P. Landau, Phys. Rev. B **30**, 1477 (1984).