

# Experimental generation of four-mode continuous-variable cluster states

Mitsuyoshi Yukawa<sup>1,2</sup>, Ryuji Ukai<sup>1,2</sup>, Peter van Loock<sup>3</sup>, and Akira Furusawa<sup>1,2</sup>

<sup>1</sup>*Department of Applied Physics, School of Engineering, The University of Tokyo,  
7-3-1 Hongo, Bunkyo-ku, Tokyo 113-8656, Japan*

<sup>2</sup>*CREST, Japan Science and Technology (JST) Agency,  
5, Sanbancho, Chiyoda-ku, Tokyo 102-0075, Japan*

<sup>3</sup>*Optical Quantum Information Theory Group, Institute of Theoretical Physics I and Max-Planck Research Group,  
Institute of Optics, Information and Photonics Universität Erlangen-Nürnberg, Staudtstr. 7/B2, 91058 Erlangen, Germany*

Continuous-variable Gaussian cluster states are a potential resource for universal quantum computation. They can be efficiently and unconditionally built from sources of squeezed light using beam splitters. Here we report on the generation of three different kinds of continuous-variable four-mode cluster states. In our realization, the resulting cluster-type correlations are such that no corrections other than simple phase-space displacements would be needed when quantum information propagates through these states. At the same time, the inevitable imperfections from the finitely squeezed resource states and from additional thermal noise are minimized, as no antisqueezing components are left in the cluster states.

## I. INTRODUCTION

The one-way quantum computation model [1] is a conceptually interesting alternative to the standard circuit model. One-way quantum computation can be carried out with the help of a specially prepared entangled state, a so-called cluster state. Quantum information is then processed solely through measurements on the cluster state. Universal quantum gates can be achieved by choosing different measurement bases and using feedforward.

Small-scale discrete-variable (DV) cluster computations have been demonstrated already with single photons [2]. An alternative approach to, in particular, an optical implementation of cluster-based quantum computation is based upon continuous variables. Continuous-variable (CV) one-way quantum computation [3] relies upon Gaussian CV cluster states [4], efficiently producible with off-line squeezed light and linear optics [5]. Once CV cluster states are available, quantum information encoded into an optical mode can be manipulated via homodyne and non-Gaussian measurements on the CV cluster [3, 6]. As the elementary routine for cluster computation is quantum teleportation, first steps towards the implementation of CV cluster computation have been achieved already, including the realization of a quantum teleportation network [7], entanglement swapping [8], teleportation of squeezing [9], and high-fidelity teleportation [10]. Here we report on the optical creation of four-mode CV cluster states suitable for small-scale implementations of CV one-way quantum computation.

The quadrature correlations of cluster-type states are such that in the limit of infinite squeezing, the states become zero eigenstates of a set of quadrature combinations,

$$\left( \hat{p}_a - \sum_{b \in N_a} \hat{x}_b \right) \rightarrow 0, \quad \forall a \in G. \quad (1)$$

Here,  $\hat{x}_a$  and  $\hat{p}_a$  correspond to “position” and “momentum” operators for an optical mode  $a$  with annihilation operator  $\hat{a}_a = \hat{x}_a + i\hat{p}_a$ . Every mode  $a \in G$  represents a

vertex of the graph  $G$  (representing the cluster or graph state). The modes  $b \in N_a$  are the nearest neighbors of mode  $a$ .

A possible way to obtain CV cluster states is to entangle a corresponding number of optical modes, each initially in a squeezed state, through quantum nondemolition (QND) interactions [4], in analogy to the creation of qubit cluster states via controlled sign gates. We may refer to the resulting cluster states as canonical cluster states [5]. Experimentally, the optical CV QND gates for every single link of the cluster state can be realized with two beam splitters and two on-line squeezers [11] for each link. Alternatively, the initial squeezing transformations can be absorbed into the entire QND network; after Bloch-Messiah reduction [11] only off-line squeezed states and linear optics are effectively needed then to produce a canonical cluster state [5].

In another approach for building CV cluster-type states from squeezed light using linear optics [5], the beam splitter network is carefully chosen such that, by construction, all antisqueezing components are completely eliminated in the output operator combinations,  $\hat{p}_a - \sum_{b \in N_a} \hat{x}_b$ ; hence these combinations, being proportional to the squeezing factor,  $\hat{p}_a - \sum_{b \in N_a} \hat{x}_b \propto e^{-r}$ , automatically satisfy the conditions of Eq. (1) in the limit of infinite squeezing  $r \rightarrow \infty$ . Moreover, generating cluster-type states in this way requires smaller degrees of input squeezing than needed for making the canonical states with the same quality of correlations [5].

The complete removal of antisqueezing components is particularly beneficial, as in the actual experiment, the antisqueezing levels are typically greater than the squeezing levels due to experimental imperfections such as losses and fluctuations in the phase locking. Therefore, in the experiment reported here, we pursued this strategy. We can observe that the single-mode squeezing levels of the input states before the generation of the cluster states are reflected in the multi-mode squeezing levels of the resulting cluster states. This is in contrast to the experiment of Ref. [12], where the antisqueezing compo-

nents are not completely suppressed. In comparison to this experiment, another advantage of our approach here is that the resulting quadrature correlations are precisely those occurring in the excess noise terms when quantum information propagates through a CV Gaussian cluster state [3].

## II. GAUSSIAN FOUR-MODE CLUSTER STATES

According to the efficient method proposed in Ref. [5], we created three kinds of four-mode CV cluster states in this experiment, including a linear cluster state, a square cluster state, and a T-shape cluster state (see Fig.1).

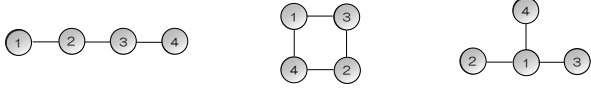


FIG. 1: The created four-mode cluster states. Each cluster node, corresponding to an optical mode, is represented by a circle. Neighboring nodes are connected by lines.

In general, four-mode CV graph states can be built from four off-line squeezed states using up to six beam splitters [5, 13]. For the linear four-mode cluster state, three beam splitters have been shown to be sufficient [5]. Similarly, only three beam splitters are needed to produce the square and the T-shape cluster states. The optical setups are described in detail below.

In order to create these cluster states, four  $p$ -squeezed states, with mode operators  $\hat{a}_i = e^{+r_i}\hat{x}_i^{(0)} + ie^{-r_i}\hat{p}_i^{(0)}$  ( $i = 1, 2, 3, 4$ ), are prepared first. A subscript (0) denotes initial vacuum modes and  $r_i$  is the squeezing parameter of the  $i$ th mode. For a unitary matrix  $U$  representing a sequence of beam splitters, the output mode operators  $\hat{a}'_i$  can be obtained according to  $\hat{a}'_i = \sum_j U_{ij}\hat{a}_j$ .

A possible solution of the matrix  $U_L$ , giving the linear cluster state, is [5]

$$U_L = \begin{pmatrix} \frac{1}{\sqrt{2}} & \frac{1}{\sqrt{10}} & \frac{2i}{\sqrt{10}} & 0 \\ \frac{i}{\sqrt{2}} & -\frac{1}{\sqrt{10}} & \frac{\sqrt{10}}{2} & 0 \\ 0 & -\frac{2}{\sqrt{10}} & \frac{i}{\sqrt{10}} & \frac{i}{\sqrt{2}} \\ 0 & -\frac{2i}{\sqrt{10}} & -\frac{1}{\sqrt{10}} & \frac{1}{\sqrt{2}} \end{pmatrix}. \quad (2)$$

With this matrix, the quadrature quantum correlations of the output state become

$$\begin{aligned} \hat{p}_{L1} - \hat{x}_{L2} &= \sqrt{2}e^{-r_1}\hat{p}_1^{(0)} \\ \hat{p}_{L2} - \hat{x}_{L1} - \hat{x}_{L3} &= \sqrt{\frac{5}{2}}e^{-r_3}\hat{p}_3^{(0)} + \frac{1}{\sqrt{2}}e^{-r_4}\hat{p}_4^{(0)} \\ \hat{p}_{L3} - \hat{x}_{L2} - \hat{x}_{L4} &= \frac{1}{\sqrt{2}}e^{-r_1}\hat{p}_1^{(0)} - \sqrt{\frac{5}{2}}e^{-r_2}\hat{p}_2^{(0)} \\ \hat{p}_{L4} - \hat{x}_{L3} &= \sqrt{2}e^{-r_4}\hat{p}_4^{(0)}. \end{aligned} \quad (3)$$

All these linear combinations are proportional to the squeezing factors, approaching zero in the limit of infinite squeezing. Hence, the output state is the linear four-mode cluster state, in agreement with Eq. (1).

The matrix  $U_L$  can be decomposed as  $U_L = F_4 S_{12} F_1^\dagger B_{34}^\pm (1/\sqrt{2}) B_{21}^\pm (1/\sqrt{2}) B_{23}^\pm (1/\sqrt{5}) F_3 F_4$ . Here,  $F_k$  denotes the Fourier transform of mode  $k$ ,  $\hat{a}_k \rightarrow i\hat{a}_k$ .  $B_{ij}^\pm(t)$  corresponds to a beam splitter transformation of modes  $i$  and  $j$  with transmittance parameter  $t$ ; it is equivalent to the four-mode identity matrix except for  $(B_{ij}^\pm)_{ii} = t$ ,  $(B_{ij}^\pm)_{ij} = \sqrt{1-t^2}$ ,  $(B_{ij}^\pm)_{ji} = \pm\sqrt{1-t^2}$  and  $(B_{ij}^\pm)_{jj} = \mp t$ .  $S_{ij}$  is the swapping operation of modes  $i$  and  $j$ . In other words, two half-beam splitters and a 1:4 beam splitter can be used.

Let us consider the square cluster state now. A possible solution for the unitary matrix  $U_S$  is

$$U_S = \begin{pmatrix} -\frac{1}{\sqrt{2}} & -\frac{1}{\sqrt{10}} & -\frac{2i}{\sqrt{10}} & 0 \\ \frac{1}{\sqrt{2}} & -\frac{1}{\sqrt{10}} & -\frac{2i}{\sqrt{10}} & 0 \\ 0 & -\frac{2i}{\sqrt{10}} & -\frac{1}{\sqrt{10}} & -\frac{1}{\sqrt{2}} \\ 0 & -\frac{1}{\sqrt{10}} & -\frac{1}{\sqrt{10}} & \frac{1}{\sqrt{2}} \end{pmatrix}. \quad (4)$$

The correlations of the output state are

$$\begin{aligned} \hat{p}_{S1} - \hat{x}_{S3} - \hat{x}_{S4} &= -\frac{1}{\sqrt{2}}e^{-r_1}\hat{p}_1^{(0)} - \sqrt{\frac{5}{2}}e^{-r_2}\hat{p}_2^{(0)} \\ \hat{p}_{S2} - \hat{x}_{S3} - \hat{x}_{S4} &= \frac{1}{\sqrt{2}}e^{-r_1}\hat{p}_1^{(0)} - \sqrt{\frac{5}{2}}e^{-r_2}\hat{p}_2^{(0)} \\ \hat{p}_{S3} - \hat{x}_{S1} - \hat{x}_{S2} &= -\sqrt{\frac{5}{2}}e^{-r_3}\hat{p}_3^{(0)} - \frac{1}{\sqrt{2}}e^{-r_4}\hat{p}_4^{(0)} \\ \hat{p}_{S4} - \hat{x}_{S1} - \hat{x}_{S2} &= -\sqrt{\frac{5}{2}}e^{-r_3}\hat{p}_3^{(0)} + \frac{1}{\sqrt{2}}e^{-r_4}\hat{p}_4^{(0)}, \end{aligned} \quad (5)$$

all of which approach zero in the limit of infinite squeezing.

We find that the matrix  $U_S$  is equal to  $U_{\text{add}}U_L$ , with  $U_{\text{add}} = \text{diag}(-1, -i, i, 1)$ . Thus, the square cluster state can be obtained from the linear cluster state via local Fourier transforms. In the experiment, the local Fourier transforms can be easily achieved by changing the locking phase of the local oscillator beams. Therefore, the optical setup for the square cluster is more or less identical to the one for the linear cluster state. Using the identities,  $\hat{p}_{S1} - \hat{x}_{S3} - \hat{x}_{S4} = -\hat{p}_{L1} + \hat{p}_{L3} - \hat{x}_{L4}$ ,  $\hat{p}_{S2} - \hat{x}_{S3} - \hat{x}_{S4} = -\hat{x}_{L2} + \hat{p}_{L3} - \hat{x}_{L4}$ ,  $\hat{p}_{S3} - \hat{x}_{S1} - \hat{x}_{S2} = \hat{x}_{L1} - \hat{p}_{L2} + \hat{x}_{L3}$ ,  $\hat{p}_{S4} - \hat{x}_{S1} - \hat{x}_{S2} = \hat{x}_{L1} - \hat{p}_{L2} + \hat{p}_{L4}$ , the measurement of the correlations of the linear cluster state and the square cluster state can be performed in a single experiment.

Finally, the T-shape cluster state can be obtained from four  $p$ -squeezed states followed by a unitary transform,

$$U_T = \begin{pmatrix} \frac{i}{\sqrt{2}} & \frac{1}{2} & \frac{i}{2} & 0 \\ \frac{1}{\sqrt{2}} & \frac{i}{2} & -\frac{1}{2} & 0 \\ 0 & \frac{i}{2} & \frac{1}{2} & \frac{1}{\sqrt{2}} \\ 0 & \frac{i}{2} & \frac{1}{2} & -\frac{1}{\sqrt{2}} \end{pmatrix}. \quad (6)$$

This can be also decomposed into  $U_T = F_1^\dagger B_{34}^+(1/\sqrt{2})B_{21}^+(1/\sqrt{2})B_{32}^-(1/\sqrt{2})F_2$ . Hence, this time, the optical setup has to be modified, but three beam splitters are still sufficient. The quantum correlations of the output state are

$$\begin{aligned}\hat{p}_{T1} - \hat{x}_{T2} - \hat{x}_{T3} - \hat{x}_{T4} &= 2e^{-r_2}\hat{p}_2^{(0)} \\ \hat{p}_{T2} - \hat{x}_{T1} &= \sqrt{2}e^{-r_1}\hat{p}_1^{(0)} \\ \hat{p}_{T3} - \hat{x}_{T1} &= \frac{1}{\sqrt{2}}e^{-r_2}\hat{p}_2^{(0)} + e^{-r_3}\hat{p}_3^{(0)} + \frac{1}{\sqrt{2}}e^{-r_4}\hat{p}_4^{(0)} \\ \hat{p}_{T4} - \hat{x}_{T1} &= \frac{1}{\sqrt{2}}e^{-r_2}\hat{p}_2^{(0)} + e^{-r_3}\hat{p}_3^{(0)} - \frac{1}{\sqrt{2}}e^{-r_4}\hat{p}_4^{(0)}.\end{aligned}\quad (7)$$

They all approach zero in the limit of infinite squeezing. Hence, the output state is a T-shape cluster state, according to Eq. (1). Note that up to local Fourier transforms, the T-shape cluster state is equivalent to a four-mode GHZ-type state [14].

### III. EXPERIMENTAL IMPLEMENTATION

The schematic of our optical setups is shown in Fig.2. We use a continuous-wave Ti:sapphire laser (Coherent MBR110,  $\lambda=860\text{nm}$ ) as a light source. In order to generate squeezed states, optical parametric oscillators

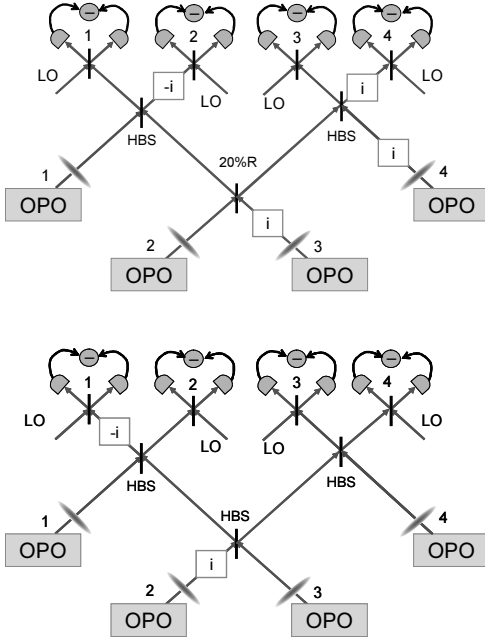


FIG. 2: The schematic of the optical setups to create the linear cluster state (top) and T-shape cluster state (bottom). Four squeezed states are generated by OPOs (optical parametric oscillators). HBS is half beam splitter and 20% is 1:4 beam splitter. Boxes including  $i$  are Fourier transforms ( $90^\circ$  rotations in phase space), and  $-i$  is a  $-90^\circ$  rotation. LO is local oscillator for homodyne detection of the output states.

(OPOs) are used via optical degenerate parametric down-conversion. Periodically poled KTiOPO<sub>4</sub> (PPKTP) crystals are employed as nonlinear optical media. Each OPO is pumped by a second harmonic beam obtained from a cavity which contains a potassium niobate (KNbO<sub>3</sub>) crystal for second harmonic generation. The pump powers range from 76mW to 96mW.

Weak coherent beams are also injected into the OPOs and the emitted beams are set to  $2\mu\text{W}$ . On each beam, phase modulations are applied for locking, with 140kHz for OPO2, 210kHz for OPO3, and 98kHz for OPO1 and OPO4. In this experiment, a 1MHz sideband is chosen for the measurements, so the phase modulations do not affect these measurements.

An output state is measured via homodyne detection with a strong beam around 5mW used as a local oscillator. The homodyne detector gives a voltage signal of the measurement result. After electronically combining the outputs of the homodyne detectors, the signals of the correlations can be obtained. The signals are sent to a spectrum analyzer in order to get the measurement data.

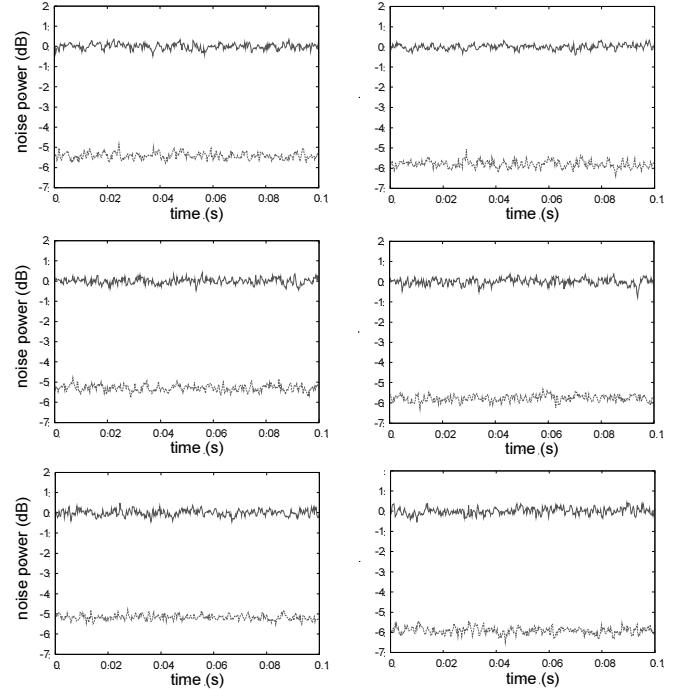


FIG. 3: In all graphs, the measurement variances without squeezing (upper) and with squeezing (lower) are shown. The graphs of the first row are the results of  $\langle [\Delta(\hat{p}_{L1} - \hat{x}_{L2})]^2 \rangle$  and  $\langle [\Delta(\hat{p}_{L2} - \hat{x}_{L1} - \hat{x}_{L3})]^2 \rangle = \langle [\Delta(\hat{p}_{S3} - \hat{x}_{S1} - \hat{x}_{S2})]^2 \rangle$ . The ones of the second row are for  $\langle [\Delta(\hat{p}_{L3} - \hat{x}_{L2} - \hat{x}_{L4})]^2 \rangle = \langle [\Delta(\hat{p}_{S2} - \hat{x}_{S3} - \hat{x}_{S4})]^2 \rangle$  and  $\langle [\Delta(\hat{p}_{L4} - \hat{x}_{L3})]^2 \rangle$ . The ones of the third row are for  $\langle [\Delta(\hat{p}_{S1} - \hat{x}_{S3} - \hat{x}_{S4})]^2 \rangle$  and  $\langle [\Delta(\hat{p}_{S4} - \hat{x}_{S1} - \hat{x}_{S2})]^2 \rangle$ . The measurement frequency is 1MHz, resolution bandwidth is 30kHz, and video bandwidth is 300Hz. All results are obtained with 20 times averaging.

Figs. 3 and 4 show the results of the measurements. Theoretically, the correlations should be proportional to

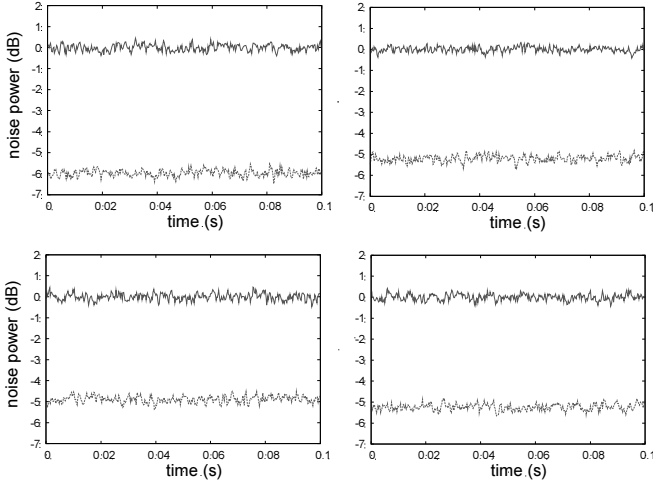


FIG. 4: The upper ones are  $\langle[\Delta(\hat{p}_{T1} - \hat{x}_{T2} - \hat{x}_{T3} - \hat{x}_{T4})]^2\rangle$  and  $\langle[\Delta(\hat{p}_{T2} - \hat{x}_{T1})]^2\rangle$ . The bottom ones are  $\langle[\Delta(\hat{p}_{T3} - \hat{x}_{T1})]^2\rangle$  and  $\langle[\Delta(\hat{p}_{T4} - \hat{x}_{T1})]^2\rangle$ . The conditions of the measurements are the same as in Fig. 3

the squeezing levels. Every graph shows the results with squeezing and without squeezing. For the linear cluster state and the square cluster state,  $\langle[\Delta(\hat{p}_{L1} - \hat{x}_{L2})]^2\rangle = -5.4 \pm 0.2\text{dB}$ ,  $\langle[\Delta(\hat{p}_{L2} - \hat{x}_{L1} - \hat{x}_{L3})]^2\rangle = \langle[\Delta(\hat{p}_{S3} - \hat{x}_{S1} - \hat{x}_{S2})]^2\rangle = -5.8 \pm 0.2\text{dB}$ ,  $\langle[\Delta(\hat{p}_{L3} - \hat{x}_{L2} - \hat{x}_{L4})]^2\rangle = \langle[\Delta(\hat{p}_{S2} - \hat{x}_{S3} - \hat{x}_{S4})]^2\rangle = -5.3 \pm 0.2\text{dB}$ ,  $\langle[\Delta(\hat{p}_{L4} - \hat{x}_{L3})]^2\rangle = -5.8 \pm 0.2\text{dB}$ ,  $\langle[\Delta(\hat{p}_{S1} - \hat{x}_{S3} - \hat{x}_{S4})]^2\rangle = -5.2 \pm 0.2\text{dB}$ ,  $\langle[\Delta(\hat{p}_{S4} - \hat{x}_{S1} - \hat{x}_{S2})]^2\rangle = -5.9 \pm 0.2\text{dB}$  are obtained. We point out again that only six measurements are sufficient to detect the eight correlations of these two states.

For the T-shape cluster state, the results of the measurements are  $\langle[\Delta(\hat{p}_{T1} - \hat{x}_{T2} - \hat{x}_{T3} - \hat{x}_{T4})]^2\rangle = -6.0 \pm 0.2\text{dB}$ ,  $\langle[\Delta(\hat{p}_{T2} - \hat{x}_{T1})]^2\rangle = -5.2 \pm 0.2\text{dB}$ ,  $\langle[\Delta(\hat{p}_{T3} - \hat{x}_{T1})]^2\rangle = -4.9 \pm 0.2\text{dB}$  and  $\langle[\Delta(\hat{p}_{T4} - \hat{x}_{T1})]^2\rangle = -5.2 \pm 0.2\text{dB}$ .

With these results, a set of sufficient conditions for full inseparability [15] of the created states can be tested. All the inequalities to be satisfied are listed below. Recall that if the linear cluster is proven to be inseparable, the inseparability of the square cluster state is confirmed at the same time, because the square cluster state and the linear cluster state are locally equivalent up to local Fourier transforms. For the linear cluster state, we obtain

$$\begin{aligned} \langle[\Delta(\hat{p}_{L1} - \hat{x}_{L2})]^2\rangle + \langle[\Delta(\hat{p}_{L2} - \hat{x}_{L1} - \hat{x}_{L3})]^2\rangle &< 1 \\ \langle[\Delta(\hat{p}_{L3} - \hat{x}_{L2} - \hat{x}_{L4})]^2\rangle + \langle[\Delta(\hat{p}_{L2} - \hat{x}_{L1} - \hat{x}_{L3})]^2\rangle &< 1 \\ \langle[\Delta(\hat{p}_{L3} - \hat{x}_{L2} - \hat{x}_{L4})]^2\rangle + \langle[\Delta(\hat{p}_{L4} - \hat{x}_{L3})]^2\rangle &< 1. \end{aligned} \quad (8)$$

For the T-shape cluster state, we have

$$\begin{aligned} \langle[\Delta(\hat{p}_{T2} - \hat{x}_{T1})]^2\rangle + \langle[\Delta(\hat{p}_{T1} - \hat{x}_{T2} - \hat{x}_{T3} - \hat{x}_{T4})]^2\rangle &< 1 \\ \langle[\Delta(\hat{p}_{T3} - \hat{x}_{T1})]^2\rangle + \langle[\Delta(\hat{p}_{T1} - \hat{x}_{T2} - \hat{x}_{T3} - \hat{x}_{T4})]^2\rangle &< 1 \\ \langle[\Delta(\hat{p}_{T4} - \hat{x}_{T1})]^2\rangle + \langle[\Delta(\hat{p}_{T1} - \hat{x}_{T2} - \hat{x}_{T3} - \hat{x}_{T4})]^2\rangle &< 1. \end{aligned} \quad (9)$$

Note that the variances of a vacuum state are  $\langle[\Delta\hat{x}_{\text{vac}}]^2\rangle = \langle[\Delta\hat{p}_{\text{vac}}]^2\rangle = \frac{1}{4}$ .

The values of the left-hand-sides of the inequalities are  $0.34 \pm 0.02$ ,  $0.42 \pm 0.02$ , and  $0.35 \pm 0.02$  for Eq. (8), respectively, and  $0.42 \pm 0.02$ ,  $0.43 \pm 0.02$ , and  $0.42 \pm 0.02$  for Eq. (9), respectively. With these results, all inequalities are simultaneously satisfied and hence the full inseparability of all the generated cluster states is verified.

Besides confirming the inseparability of the cluster states, we also verified that the measured correlations correspond to the squeezing levels of the input states. It is possible to detect the squeezing levels by removing the beam splitters. The measured squeezing levels range from  $-5.5\text{dB}$  to  $-6.3\text{dB}$  and the antisqueezing levels are between  $+9.1\text{dB}$  and  $+11.9\text{dB}$ . As the squeezed beams do not interfere before these measurements, the setup is simpler than that including the generation of the cluster states. Therefore, the squeezing levels are slightly better than the measured correlations, but nonetheless, our results demonstrate the efficient generation of the desired quadrature quantum correlations through complete cancellation of the antisqueezing components.

#### IV. CONCLUSION

In conclusion, we have demonstrated the generation of three kinds of CV four-mode cluster states. Our method for cluster-state generation is very efficient, because it completely suppresses the presence of antisqueezing components in the output states. Thus, the input squeezing levels are almost perfectly transferred onto the outgoing quadrature quantum correlations.

The approach here can be easily extended to other cluster states, including higher numbers of modes and more complex graph states suitable for multi-mode, multi-step quantum operations. In order to perform a specific quantum operation on an input state through one of the cluster states, the input state and the cluster state must be connected. This could be done using a QND gate from off-line squeezing for arbitrary input states, and it has already been realized experimentally [16]. Measurements then have to be carried out on most of the modes while concurrently performing feedforward. For universal quantum gates, non-Gaussian measurements are needed and the feedforward operations become more complicated including active, conditional basis changes between the measurement steps.

With the linear cluster state, single-mode four-step operations are possible. It can be also used as a horseshoe cluster state for two-mode quantum operations [2]. With

the square cluster state, two-mode quantum operations can be performed, and by employing it as a diamond state, it can be also used for a redundant encoding for error filtration [5].

This work was partly supported by SCF and GIA commissioned by the MEXT of Japan, and Research Foundation for Opto-Science and Technology.

- 
- [1] R. Raussendorf and H. -J. Briegel, *Phys. Rev. Lett.* **86**, 5188 (2001).
  - [2] P. Walther, K. J. Resch, T. Rudolph, E. Schenck, H. Weinfurter, V. Vedral, M. Aspelmeyer and A. Zeilinger, *Nature*, **434**, 169 (2005).
  - [3] N. C. Menicucci, P. van Loock, M. Gu, C. Weedbrook, T. C. Ralph and M. A. Nielsen, *Phys. Rev. Lett.* **97**, 110501 (2006).
  - [4] J. Zhang and S. L. Braunstein, *Phys. Rev. A* **73**, 032318 (2006).
  - [5] P. van Loock, Christian Weedbrook, and Mile Gu, *Phys. Rev. A* **76**, 032321 (2007).
  - [6] P. van Loock, *J. Opt. Soc. Am. B*, **24**, 340 (2007).
  - [7] H. Yonezawa, T. Aoki, and A. Furusawa, *Nature* **431**, 430 (2004).
  - [8] N. Takei, H. Yonezawa, T. Aoki and A. Furusawa, *Phys. Rev. Lett.* **94**, 220502 (2005).
  - [9] H. Yonezawa, S. L. Braunstein and A. Furusawa, *Phys. Rev. Lett.* **99**, 110503 (2007).
  - [10] M. Yukawa, H. Benichi and A. Furusawa, *Phys. Rev. A* **77**, 022314 (2008).
  - [11] S. L. Braunstein, *Phys. Rev. A* **71**, 055801 (2005).
  - [12] X. Su, A. Tan, X. Jia, J. Zhang, C. Xie and K. Peng, *Phys. Rev. Lett.* **98**, 070502 (2007).
  - [13] M. Reck, A. Zeilinger, H. J. Bernstein and P. Bertani, *Phys. Rev. Lett.* **73**, 58 (1994).
  - [14] P. van Loock and S. L. Braunstein, *Phys. Rev. Lett.* **84**, 3482 (2000).
  - [15] P. van Loock and A. Furusawa, *Phys. Rev. A* **67**, 052315 (2003).
  - [16] J. Yoshikawa, Y. Miwa, A. Huck, U. L. Andersen, P. van Loock and A. Furusawa, technical digest of CLEO/QELS2008, QThK6.