

# Inertial modes of rigidly rotating neutron stars in Cowling approximation

Wolfgang Kastaun

*Department of Theoretical Astrophysics, Universität Tübingen, 72076 Tübingen, Germany*

(Dated: November 11, 2018)

In this article, we investigate inertial modes of rigidly rotating neutron stars, i.e. modes for which the Coriolis force is dominant. This is done using the assumption of a fixed spacetime (Cowling approximation). We present frequencies and eigenfunctions for a sequence of stars with a polytropic equation of state, covering a broad range of rotation rates. The modes were obtained with a nonlinear general relativistic hydrodynamic evolution code. We further show that the eigenequations for the oscillation modes can be written in a particularly simple form for the case of arbitrary fast, but rigid rotation. Using these equations, we investigate some general characteristics of inertial modes, which are then compared to the numerically obtained eigenfunctions. In particular, we derive a rough analytical estimate for the frequency as a function of the number of nodes of the eigenfunction, and find that a similar empirical relation matches the numerical results with unexpected accuracy. We investigate the slow rotation limit of the eigenequations, obtaining two different sets of equations describing pressure and inertial modes. For the numerical computations we only considered axisymmetric modes, while the analytic part also covers nonaxisymmetric modes. The eigenfunctions suggest that the classification of inertial modes by the quantum numbers of the leading term of a spherical harmonic decomposition is artificial in the sense that the largest term is not strongly dominant, even in the slow rotation limit. The reason for the different structure of pressure and inertial modes is that the Coriolis force remains important in the slow rotation limit only for inertial modes. Accordingly, the scalar eigenequation we obtain in that limit is spherically symmetric for pressure modes, but not for inertial modes.

PACS numbers: 04.40.Dg

## I. INTRODUCTION

Neutron star oscillations have become an interesting field of research because they are possible sources of gravitational waves, which might be directly detected in the near future. Also, some are believed to undergo rotational instabilities where energy is transferred from the rotation of the star to the oscillation and gravitational radiation, which also carries away angular momentum. Such mechanism would not only be a strong source of gravitational waves, but also a possible explanation for the observed limitation of the rotation rate of neutron stars. Should gravitational waves ever be detected, we would gain some insight into the behavior of cold, dense matter, see [1]. For this, one needs accurate theoretical models.

There are different families of oscillations: Spacetime modes (w-modes) are oscillations of the spacetime itself with weak coupling to the matter, see [2], and only exist in the framework of general relativity. For pressure modes (f- and p-modes), the restoring forces are mainly pressure and gravitation. They exist in all stars, regardless of entropy gradient and rotation rate. If the star has a radial specific entropy gradient, there also exist g-modes, where the restoring force is buoyancy. For inertial modes, the Coriolis force, gravitation, and pressure are equally important restoring forces. We will only consider the case of isentropic stellar models, for which no g-modes exist; according to [3] inertial modes of non-barotropic stars behave qualitatively different. Formally, inertial modes only exist in rotating stars, but for arbitrary low rotation rates. In the nonrotating limit,

their frequency goes to zero and they become stationary currents.

So far, astrophysical interest has been focused on a subclass of nonaxisymmetric inertial modes called  $r$ -modes, because in the absence of viscosity and nonlinear mode coupling effects, they can undergo rotational-gravitational instabilities at any rotation rate, see [4]. Recent Newtonian studies [5, 6, 7] argue that the instabilities are in fact strongly suppressed by mode coupling. However, for the axisymmetric modes we extracted numerically, no rotational instabilities exist.

Our knowledge on neutron star oscillations in general relativity is mainly based on perturbative studies. In [8, 9, 10, 11, 12, 13, 14, 15] oscillations of nonrotating stars are investigated in full relativity. Pulsations of slowly rotating stars are studied in [3, 16, 17, 18, 19, 20]. In [21, 22], nonaxisymmetric pressure modes and  $r$ -modes are studied for arbitrary rotation rates, but using the Cowling approximation

Most results are limited to the slow rotation approximation, because in that limit it is feasible to decompose the perturbed quantities into spherical harmonics, reducing the equations to one spatial dimension. Linearized evolution equations in full relativity using this formalism can be found in [16, 18, 23]. In [17], inertial modes are investigated using the additional assumption of a fixed spacetime.

As shown in the above references, rotation couples spherical harmonic contributions of different quantum number  $l$ . This yields an infinite system of equations, which is truncated to  $l < l_m$  to obtain numerical solutions. For the case of inertial modes however, a problem

arises: as detailed in [17], the resulting equations admit solutions only outside certain frequency bands, which change their location and number with the chosen truncation  $l_m$  in an apparently non-converging fashion.

In the analytic part of our work, we try to investigate the inertial mode problem from a different angle and directly study the two dimensional perturbed eigenequations. Additionally, we do not restrict ourselves to the slow rotation limit from the beginning, although it is used for some of our conclusions. We do however rely on the assumption of rigid rotation.

Oscillations of neutron stars have also been studied using nonlinear relativistic hydrocodes, which are not restricted to the slow rotation approximation. In [24, 25], pressure modes frequencies are computed within the Cowling approximation, and in [26] using the conformal flatness approximation. The latter also contains some inertial mode frequencies, but without identification of the eigenfunction. In [27], a simulation of one inertial mode with a high amplitude in the nonlinear regime has been carried out in full relativity. To our knowledge, there are no inertial mode eigenfunctions of rapidly rotating stars available in the literature so far.

This article is organized as follows: In Sec. II we present the eigenequations and investigate the general characteristics of inertial modes, particularly in the slow rotation limit, which is derived in Sec. II B. In Sec. III, we present numerically extracted eigenfunctions and frequencies, which are then compared to the analytic expectations.

## II. ANALYTIC PROPERTIES

In this section, we present the eigenequations in Cowling approximation for the case of rigid rotation. Although there is no known analytic solution, we deduce some general properties of inertial modes. They will be used in Sec. III to check and explain the numerical results.

We use the following notation:  $\rho$  is the rest mass density in the fluid restframe,  $\epsilon$  the specific internal energy, excluding restmass,  $h = 1 + \epsilon + P/\rho$  the specific relativistic enthalpy,  $c_s$  the speed of sound,  $u^\mu$  the 4-velocity of the fluid,  $v^i$  the 3-velocity measured by an observer with worldline normal to the hypersurface of constant coordinate time,  $W$  the corresponding Lorentz factor, and  $w^i = u^i/u^0$  the advection speed of the fluid with respect to the coordinates. The 3-metric is denoted by  $g_{ij}$ , its volume element by  $\sqrt{\gamma} = \sqrt{\det(g_{ij})}$ , and the Lapse function by  $\alpha$ . We further use the conserved mass density  $D = \sqrt{\gamma}W\rho$ , the conserved momentum density  $S_i = \sqrt{\gamma}W^2\rho h v_i$ , and the specific angular momentum  $l_\varphi = S_\varphi/D$ . The angular velocity of the star measured by a distant observer is denoted by  $\Omega$ .

We use a cylindrical type coordinate system  $(t, d, z, \varphi)$  in which the stationarity of the spacetime and the axisymmetry are manifest, i.e. all background quantities

are invariant under translation in  $t$ - and  $\varphi$ -direction. We further require the coordinate system to be corotating, i.e.  $w^i = 0$ . This is always possible for rigid rotation, but otherwise not. Spacelike indices are denoted by letters  $i, j \in \{d, z, \varphi\}$ , while indices  $l, k \in \{d, z\}$  denote components in the meridional plane. In perturbation equations, the perturbed quantities are generally prefixed with a  $\delta$ , while everything else refers to the unperturbed background model. If not noted otherwise, geometric units where  $G = c = 1$  are used.

### A. Linearized equations

To obtain perturbed evolution equations, we linearize the hydrodynamic evolution equations on arbitrary curved spacetimes in the formulation given in [28], which read

$$\begin{aligned}\partial_t D &= -\partial_j (D w^j), \\ \partial_t S_i &= -\partial_j \left[ S_i w^j + \alpha \sqrt{\gamma} \left( P - \hat{P} \right) \delta_i^j \right] \Big|_Q.\end{aligned}\quad (1)$$

The second equation is only valid at the arbitrarily chosen point  $Q$ , for which the function  $\hat{P}$  is defined by

$$\hat{P}(Q) = P(Q), \quad \frac{\alpha}{\hat{W}} h(\hat{P}) = \text{const}, \quad (3)$$

where  $\hat{W}$  is the Lorentz factor that belongs to a constant advection speed  $\hat{w}^i \equiv w^i(Q)$ . In this formulation, the geometrical source terms which are usually written in terms of derivatives of the metric tensor, are combined in the derivative of  $\hat{P}$ . For the following, it is not necessary to understand this formulation, which is explained in detail in [28]. The energy equation also derived there is redundant due to the assumption of adiabatic evolution.

The above equations are derived assuming the stress energy tensor of an ideal fluid and the conservation of restmass. Here we further assume an isentropic stellar model and adiabatic evolution, both satisfying the same one-parametric equation of state (EOS). For the unperturbed stellar model, we generally assume axisymmetry and rigid rotation. As shown in [28], any stationary, isentropic, and rigidly rotating stellar model has to satisfy

$$\kappa \equiv \frac{\alpha}{W} h = \text{const}. \quad (4)$$

Using this as well as the axisymmetry of the unperturbed background model, a straightforward, but lengthy calculation leads to the evolution equations for the perturbation

$$\partial_t \delta D = -\partial_i (D \delta w^i), \quad (5)$$

$$\partial_t \delta S_\varphi = -\partial_i (S_\varphi \delta w^i) - \kappa D \partial_\varphi \delta s, \quad (6)$$

$$\partial_t \delta S_l = D (-\kappa \partial_l \delta s + \delta w^\varphi \partial_l l_\varphi), \quad (7)$$

where  $\delta s \equiv \delta \ln(h)$ . Note the above equations are valid only in corotating coordinates. The system is closed by

the algebraic relations

$$\delta S_l = Dh \frac{W}{\alpha} \delta w_l, \quad (8)$$

$$\delta S_\varphi = S_\varphi \left( \left( 1 + \frac{1}{c_s^2} \right) \delta s + (1 + v^2) \frac{W^2}{\alpha v_\varphi} \delta w_\varphi \right), \quad (9)$$

$$\delta D = D \left( \frac{1}{c_s^2} \delta s + \frac{W^2}{\alpha} v_\varphi \delta w^\varphi \right). \quad (10)$$

Eq. (5) describes the conservation of rest mass. Because of the axisymmetry of the background model, there is a conserved angular momentum  $S_\varphi$ , described by Eq. (6). To understand Eq. (7), we compute its Newtonian limit, obtaining

$$\partial_0 \delta v^d = -\partial_d \delta s + 2\Omega \delta v^\varphi d, \quad (11)$$

$$\partial_0 \delta v^z = -\partial_z \delta s. \quad (12)$$

The term  $2\Omega \delta v^\varphi d$ , which originated from the term  $\delta w^\varphi \partial_l l_\varphi$  in Eq. (7), is nothing but the Coriolis force component acting in  $d$ -direction, caused by the change of velocity in  $\varphi$ -direction. The forces due to the perturbed balance of pressure and gravitational force are all contained in the term  $-\partial_l \delta s$ . Note the latter is only possible when using Eq. (4).

We now assume harmonic time dependence for all perturbations  $\delta Z$ . Because of the axisymmetric background, we also assume harmonic dependence on  $\varphi$ , writing

$$\delta Z(d, z, \varphi, t) = \delta Z(d, z) e^{i(\omega t + m\varphi)}. \quad (13)$$

Note  $\omega$  is the frequency with respect to coordinate time in the corotating frame; the frequency in a nonrotating frame is shifted by  $m\Omega$ . After some straightforward computations, we obtain the eigensystem

$$0 = \delta l_\varphi + \delta x^l \partial_l l_\varphi + m \frac{\kappa}{\omega} \delta s, \quad (14)$$

$$0 = \delta D + \partial_l (D \delta x^l) + m D \frac{1}{\omega} \delta w^\varphi, \quad (15)$$

$$0 = \delta x^k \left( \omega \frac{W}{\alpha} \right)^2 A_{kl} - \partial_l \delta s - 2q\Omega |v| \frac{W}{\alpha} b_l \delta s. \quad (16)$$

Here,  $\delta x^k = \delta w^k / (i\omega)$  is the fluid displacement vector, and

$$A_{kl} = g_{kl} - \frac{1}{\nu^2} b_k b_l, \quad (17)$$

$$b_l = \frac{\alpha}{W} \frac{|v|}{2\Omega} \partial_l \ln l_\varphi, \quad (18)$$

$$\nu = \frac{\omega}{2\Omega}, \quad (19)$$

$$q = 1 + m \frac{\kappa}{\omega l_\varphi}. \quad (20)$$

The vector  $b^l$  depends weakly on the rotation rate; in the Newtonian limit, we obtain  $b^l = (1, 0)$ . The above system of equations has real coefficients. The physical (real-valued) solutions for the quantities  $\delta s$ ,  $\delta w^\varphi$ , and  $\delta x^k$

therefore oscillate in phase, which is spatially constant. The velocity components  $\delta w^k$  in the meridional plane are phase-shifted by  $\pi/2$  with respect to  $\delta s$ .

If  $\nu^2 \neq b^l b_l$ ,  $A_l^k$  can be inverted and Eq. (16) can be solved for  $\delta x^l$ . Together with Eq. (15), we obtain a second order scalar master equation for  $\delta s$ .

$$0 = \omega^2 D \eta \delta s + \partial_l \left( \frac{\alpha^2}{W^2} D C^{lk} \partial_k \delta s \right), \quad (21)$$

where

$$C^{kl} = g^{kl} - \frac{\mu^2}{\nu^2} b^k b^l, \quad (22)$$

$$\nu_c^2 = b^l b_l, \quad \mu^2 = \frac{\nu^2}{\nu_c^2 - \nu^2}, \quad (23)$$

$$\eta = \mu^2 v^2 q^2 + \frac{1}{c_s^2} - \frac{1}{D} \partial_l \left( D \frac{|v| \alpha \mu^2}{2\Omega W \nu^2} q b^l \right). \quad (24)$$

A very similar formulation, valid also for differential rotation, is given in [29]. The principal part of the equation is determined by the tensor  $C_l^k$ , which has the eigenvalues  $\{1, -\mu^2\}$ . One can therefore expect qualitatively different families of solutions for the cases  $\nu > \nu_c$  and  $\nu < \nu_c$ . From the Newtonian limit of Eq. (14) and Eq. (16), it is easy to show that for axisymmetric modes, the ratio between the  $d$ -components of the Coriolis force and the total net force acting on a fluid element is given by  $1/\nu^2$ . Identifying the relativistic terms that reduce to the Coriolis force in the Newtonian limit, we obtain in the relativistic case that for  $\nu < \nu_c$ , the Coriolis force is not only the dominant restoring force, it even has to be counterbalanced by the pressure force. In  $d$ -direction, pressure forces and fluid acceleration then become *antiproportional*. If  $\nu \gg \nu_c$  on the other hand, the Coriolis force becomes unimportant. This is exactly the criterion that distinguishes inertial modes and pressure modes.

## B. Slow rotation limit

In the following, we investigate the slow rotation limit  $\Omega \rightarrow 0$  of the eigenequations. It is important to note that for inertial modes, the oscillation frequency  $\omega$  is proportional to the rotation rate  $\Omega$ . Therefore, just ignoring terms of higher order in  $\Omega$  in the eigenequations would be wrong. First, we have to replace  $\omega$  by  $2\Omega\nu$ . Then we take the limit  $\Omega \rightarrow 0, \nu \rightarrow \nu_0$ , where  $\nu_0$  is some finite value.

For pressure modes on the other hand, the oscillation frequency  $\omega$  approaches a finite value  $\omega_0$  for  $\Omega \rightarrow 0$ . Hence the proper slow rotation limit is given by  $\Omega \rightarrow 0, \omega \rightarrow \omega_0 > 0, \nu \rightarrow \infty$ .

In this case,  $C^{kl} \rightarrow g^{kl}$ . Eq. (21) in the slow rotation limit then becomes

$$0 = \left( \frac{\omega_0^2}{c_s^2} - m^2 \frac{\alpha^2}{g_{\varphi\varphi}} \right) \delta s + \frac{1}{D} \partial_l \left( \alpha^2 D g^{lk} \partial_k \delta s \right). \quad (25)$$

Using Eq. (13) and the axisymmetry of the background, this can also be written in the covariant form

$$0 = \omega_0^2 \frac{\rho}{c_s^2} \delta s + (\nabla_i (\alpha^2 \rho)) \nabla^i \delta s + \alpha^2 \rho \Delta \delta s. \quad (26)$$

Neglecting rotational corrections of second order in the rotation rate, the quantities  $\rho$ ,  $c_s$ , and  $\alpha$  are given by the spherically symmetric TOV solution, see [30, 31]. The above equation becomes invariant under rotation and can be solved by the ansatz

$$\delta s(r, \theta, \varphi) = \delta s(r) Y_l^m(\theta, \varphi). \quad (27)$$

It has been shown that there is an infinite discrete set of solutions for given  $l$ ,  $|m| \leq l$ , exactly one for a given number  $n$  of radial nodes. The frequency grows without bound with increasing  $n$  or  $l$ .

For the inertial modes, such an ansatz is not possible. The reason is that in the slow rotation limit for inertial modes, we obtain

$$C^{kl} \rightarrow C_0^{kl} = g^{kl} - \frac{1}{\nu_c^2 - \nu_0^2} b^k b^l. \quad (28)$$

The second term is finite, which means that other than the star profile, the equations themselves are not even approximately spherically symmetric. This is reflecting the fact that the Coriolis force, which is a directional force, remains dominant for arbitrary slow rotation rates.

In perturbative mode calculations like [17], the scalar quantities are usually decomposed into spherical harmonic contributions  $\sum f_n^l(r) Y_l^m(\theta)$ . For pressure modes, this is a natural choice since in the nonrotating limit, one such term is enough to describe the solution, while for moderate rotation rates, the others remain small corrections.

For inertial modes on the other hand, one cannot a priori expect that the above decomposition is more natural than any other expansion, e.g. as twodimensional Fourier series. As will be shown in Sec. III, the angular dependency of axisymmetric inertial mode eigenfunctions does indeed not bear resemblance to spherical harmonics. This is not to say that spherical harmonic decomposition is a bad choice, but to stress that inertial modes have a completely different structure than pressure modes.

The eigenequations we obtain for inertial modes in the slow rotation limit are given by

$$0 = \bar{\eta} m^2 \delta s + \frac{1}{D} \partial_l (D \alpha^2 C_0^{kl} \partial_k \delta s), \quad (29)$$

$$\bar{\eta} = \frac{\mu_0^2 \alpha^2}{g_{\varphi\varphi}} - \frac{1}{D} \partial_l \left( D \frac{\alpha^2}{\sqrt{g_{\varphi\varphi}}} \frac{\mu_0^2}{\nu_0} b^l \right). \quad (30)$$

In particular for  $m = 0$ , the equation is quite simple and might be suitable for direct numerical solution. Note however that the unknown  $\nu$  enters the equations in a nonlinear manner as a downside.

From Eq. (14) to Eq. (16), it follows that in the inertial mode slow rotation limit,

$$\mathcal{O}(\delta s) = \mathcal{O}(\Omega \delta w^l) = \mathcal{O}(\Omega \delta w^\varphi) = \mathcal{O}(\Omega^2 \delta x^i). \quad (31)$$

The density perturbation thus vanishes for a finite velocity amplitude in the slow rotation limit. The physical interpretation is that pressure and Coriolis force are proportional for inertial modes, and the latter is proportional to the rotation rate. The mass current has to become divergence-free. For axisymmetric oscillations, our numerical results show that this is realized by fluid motions which correspond to a sum of convection-like motions in the meridional plane and differential rotation, both of course with a harmonic time dependence and phase shifted by  $\pi/2$ .

Note that for an arbitrary small but fixed velocity amplitude, the fluid displacement vector  $\delta x^i$  goes to infinity in the slow rotation limit. However this does not mean the linear approximation is not valid anymore to describe such an oscillation, since the Eulerian perturbations remain all finite. Only for the description of the movement of a fluid element one would have to integrate the velocity field along its path, which will result in the aforementioned motions. For slow rotation rates, one can thus have arbitrary many turnarounds during one oscillation period.

We now briefly discuss what happens in the presence of a small, but finite entropy gradient. Lets assume the fluid moves adiabatically with exactly the same velocity field as in the isentropic case. The density perturbation would then also be the same. The Eulerian perturbation of specific entropy would be proportional to the fluid displacement vector, if the latter is small, but remain finite in any case, since the fluid elements only move around inside the star as argued before. Due to the entropy perturbation, there is an additional pressure perturbation compared to the isentropic case. The size of this perturbation has to be compared to the pressure perturbation corresponding to the one of the isentropic inertial mode oscillation. If it is much smaller, it can be regarded as a small correction to the isentropic inertial mode oscillation, which is still an approximate solution. If it is much bigger on the other hand, the oscillation must have a completely different structure than in the isentropic case.

If the entropy gradient is small enough, we thus expect three different regimes for finite amplitude inertial mode oscillations: a small amplitude regime where the structure of the modes changes drastically, a medium amplitude regime where the modes are similar to the isentropic case, and the nonlinear regime. The first case is captured by linear perturbation theory, where all oscillations are arbitrary small by definition. Indeed, [3] found qualitatively different solutions in the case of an entropy gradient. Whether there is a medium regime before the nonlinear regime starts depends on the size of the entropy gradient as well as on the rotation rate; demanding that the velocity perturbation is bound by some finite value, the maximum pressure perturbation of isentropic inertial modes is proportional to the rotation rate. Thus we expect that finite amplitude inertial mode oscillations of rapidly rotating stars are more robust to entropy gradi-

ents than in slowly rotating stars.

### C. Boundary conditions

We now investigate the behavior of the eigenequations at the surface. For this, we assume that  $\delta s$  and its first and second derivatives remain finite at the surface. This assumption is compatible with our numerical results. It is easy to show that if there is a surface at all,  $|\partial^l \rho| \gg \rho$  near the surface. Neglecting the terms directly proportional to  $\rho$  in Eq. (21), we arrive at

$$\omega^2 \delta s V = C^{kl} (\partial_l \rho) (\partial_k \delta s), \quad (32)$$

$$V = \frac{W}{\alpha} \left( \frac{|v| \mu^2}{2\Omega \nu^2} q b^l \partial_l \rho - \frac{\rho}{\alpha \sqrt{\gamma} c_s^2} \right). \quad (33)$$

For the following, we assume that  $\rho/c_s^2$  remains finite near the surface, as it is the case for the polytropic EOS used in our numerical computations. For the axisymmetric case where  $q = 1$ , the slow rotation limit for inertial modes then leads to the condition

$$\psi^k \partial_k \delta s = 0, \quad \psi^k \equiv C^{kl} \partial_l \rho \quad (34)$$

at the surface.

To investigate the behavior of  $\psi^l$ , we decompose  $\partial_l \rho$  into the normalized eigenvectors of  $C_k^l$ , which are given by  $e_\top^l = b^l/|b|$ , with eigenvalue  $-\mu^2$ , and  $e_\perp^l$  defined by  $e_\perp^l b_l = 0$ ,  $|e_\perp| = 1$ , corresponding to the eigenvalue  $+1$ . The eigenvectors  $e_\top$  and  $e_\perp$  are roughly (in the Newtonian limit exactly) orthogonal, respectively parallel, to the rotation axis. For small  $\nu$  and hence small  $\mu$ ,  $\psi^l$  will point in the direction of  $e_\top$  away from the axis, except near the equatorial plane, where  $e_\top^l \partial_l \rho \approx 0$ . In that case, nodes crossing the surface at some distance from the equatorial plane will be approximately parallel to the rotation axis.

### D. Small wavelength limit

Since the numerically extracted inertial modes shown in Sec. III expose increasingly regular patterns with growing number of nodes, it is instructive to investigate the limit of small wavelengths. Let's assume there is a solution for which the first and second derivatives of  $\delta s$ , normalized to its maximum amplitude, are much greater than the normalized derivatives of the background quantities. Treating the background quantities as constant in the neighborhood of some point inside the star, Eq. (21) becomes

$$0 = U \delta s + C^{kl} \partial_k \partial_l \delta s, \quad (35)$$

$$U = \omega^2 \frac{W}{\alpha^2} \eta. \quad (36)$$

This can be solved by the ansatz

$$\delta s = \delta s_0 e^{ik^l x_l}. \quad (37)$$

We now decompose  $k^l$  into normalized eigenvectors of  $C_k^l$ , see Sec. II C, writing  $k^l = k_\top e_\top^l + k_\perp e_\perp^l$ . It follows a dispersion relation

$$\mu^2 = \frac{k_\perp^2 - U}{k_\top^2}. \quad (38)$$

Globally, the eigenfunctions cannot be described as plane waves. Nevertheless, we can roughly estimate the local second derivatives in each direction from the number of nodes along the (entire) rotation axis and equatorial plane, setting  $k_\perp \approx n_r \pi / (2R_p)$  and  $k_\top \approx n_e \pi / R_e$ , where  $R_p$  and  $R_e$  are the polar and equatorial coordinate radius of the star.

For the axisymmetric case, we can also neglect  $U$  in the slow rotation approximation for inertial modes, which yields the relation

$$\mu \approx \frac{R_e}{2R_p} \frac{n_r}{n_e}, \quad \nu = \frac{\nu_c}{\sqrt{1 + (1/\mu)^2}}. \quad (39)$$

We stress that the above approximation is quantitatively very bad. For example,  $\nu$  is a global constant while  $\nu_c$  varies by 30 % in the stellar models we investigated.

However, qualitatively we expect that frequencies of inertial modes increase with the number of nodes along the rotation axis, but *decrease* with the number of nodes along the equatorial plane. We further expect that for high order modes  $\nu$  is bounded by some  $\bar{\nu}_c$ , which is of similar magnitude as the values of  $\nu_c$  inside the star. Finally, for small  $\mu$ , there should be nodes roughly parallel to the rotation axis.

### E. Beyond Cowling

In the following we will briefly discuss the emission of gravitational waves and the quality of the Cowling approximation, for inertial modes in slowly rotating stars.

A consequence of Eq. (31) for estimating the gravitational waves emitted by inertial modes is that the dominant contribution in the quadrupole formula is given by the current terms, not the density terms. This can be seen as follows: the second time derivative of the mass quadrupole is given by  $\ddot{I} = \langle \ddot{\rho} \rangle_m \sim \Omega^2 \langle \delta \rho \rangle_m$ , where the brackets denote the integral operators given in [32], while for the current quadrupole we have  $\ddot{S} = \langle \partial_t^2 (\rho v^i) \rangle_c = \Omega^2 \langle v^i \delta \rho + \rho \delta v^i \rangle_c$ . Since  $\delta \rho \sim \delta s$ ,  $v \sim \Omega$  and  $\mathcal{O}(\delta s) = \mathcal{O}(\Omega \delta w^i)$ , we get  $\mathcal{O}(\ddot{I}) \sim \mathcal{O}(\Omega^2 \delta s)$ , but  $\mathcal{O}(\ddot{S}) \sim \mathcal{O}(\Omega \delta s)$ .

However, in the slow rotation limit the gravitational waves produced by inertial modes become negligible since their frequency goes to zero; for the luminosity, we obtain  $L \sim |\ddot{S}|^2 \sim \Omega^6 \langle \delta v^i \rangle_c^2$ , or  $\mathcal{O}(L) \sim \mathcal{O}(\Omega^6 E_k)$ , where  $E_k$  is the kinetic energy in the oscillation. Therefore gravitational radiation should not play a role for the dynamics of inertial mode oscillations of slowly rotating stars.

Assuming that dissipative and mode-coupling effects limit the velocity perturbation amplitude to  $|\delta v^i| < v_M$ , it follows an upper bound  $L_m \sim v_M^2 \Omega^6$  for the gravitational wave luminosity produced by any inertial mode.

Besides gravitational radiation, the Cowling approximation neglects already on the Newtonian level the perturbation of the gravitational potential. It is unclear how this affects inertial modes. Although the density perturbation and hence the perturbation of the potential goes to zero in the slow rotation limit for a fixed velocity amplitude, the pressure perturbation and the Coriolis force do the same and cannot be neglected. For pressure modes, it is known that the Cowling approximation can be quite inaccurate, as shown in [26]. In [33], it has been argued that for the case of pressure modes of nonrotating stars the Cowling approximation becomes exact in the low frequency limit. Note however that the Cowling approximation discussed there is a refinement where the metric component  $g_{rt}$  is also perturbed; see [34] for a comparison of the two variants. Anyway, these results cannot be directly carried over to inertial modes of rotating stars. We thus believe that the Cowling approximation *might* be more accurate for inertial modes than for pressure modes, but this can only be quantified by a fully relativistic study.

### III. NUMERIC RESULTS

The aim of this section is to give a qualitative overview how inertial modes actually look like, to investigate the influence of the rotation rate, and to provide accurate frequencies for reference in future works.

#### A. Method

To obtain frequencies and eigenfunctions, we perturb an equilibrium stellar model with a small trial perturbation and then evolve the general nonlinear hydrodynamic equations in time, using the PIZZA code described in [28, 35]. We use the Cowling approximation, i.e. the spacetime is kept fixed. This saves a lot of resources, since we only need to evolve the interior of the star, but not a huge volume of surrounding spacetime. The amplitudes of the perturbations are generally in the linear regime, with velocities in the range  $10^{-7}$  to  $10^{-4} c$ . We use the nonlinear PIZZA code instead of a linear code only because it is available and well tested.

From the Fourier spectra of the density and velocity variations at some sample point inside the star, we determine the frequencies of the excited oscillations. We then perform a Fourier analysis for one of those frequencies at every point inside the star, to obtain a first approximation to the eigenfunctions. The real part of the complex result is then used as initial perturbation in a second simulation. This step is repeated until other modes are sufficiently suppressed, like in the time evolution and spectra

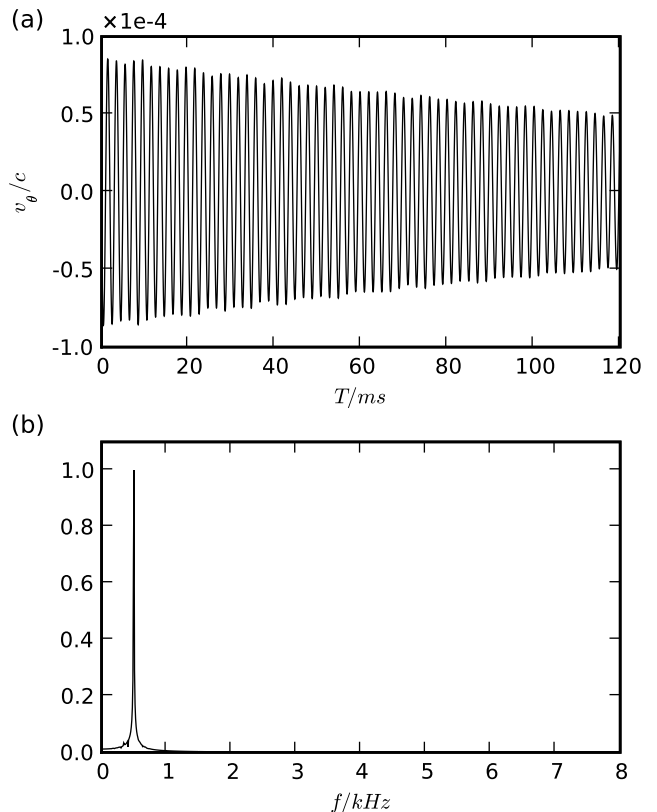


FIG. 1: Time evolution (a) and Fourier spectrum (b) of velocity in  $\theta$ -direction at  $r = 3$  km,  $\theta = \pi/2$ , for a simulation of stellar model BU3, which was perturbed using the eigenfunction of inertial mode  $i_{22}$ . The resolution of the simulation is  $150 \times 150$  points. The damping is purely numerical.

shown in Fig. 1. This method called mode recycling has already been used in [26].

As shown in Sec. II A, the velocity components in the meridional plane are phase shifted by  $\pi/2$  against the perturbations of specific energy and velocity in  $\varphi$ -direction. Apart from the global complex phase, the eigenfunctions are purely real. To obtain the eigenfunctions from the complex-valued result of the Fourier analysis, we first compute a weighted mean phase by

$$\phi_0 = \frac{\int \sqrt{\gamma} \rho (\arg(\delta \epsilon_c) \bmod \pi) d^2x}{\int \sqrt{\gamma} \rho d^2x}, \quad (40)$$

where  $\delta \epsilon_c$  is the result of the Fourier analysis for the specific energy perturbation. The eigenfunctions are then obtained from  $\delta \epsilon = \Re(e^{-i\phi_0} \delta \epsilon_c)$ ,  $\delta w^\varphi = \Re(e^{-i\phi_0} \delta w_c^\varphi)$ , and  $\delta w^l = \Im(e^{-i\phi_0} \delta w_c^l)$ .

We also compute the quantity  $\cos(\arg(\delta \epsilon_c) - \phi_0)$ , which should result in  $\pm 1$ , with a sign flip at the nodes of the eigenfunction  $\delta \epsilon$ . This is used to estimate the accuracy of the extracted mode, in particular to determine if more mode recycling steps are necessary. Examples how this measure looks like in our computations are shown in Fig. 2.

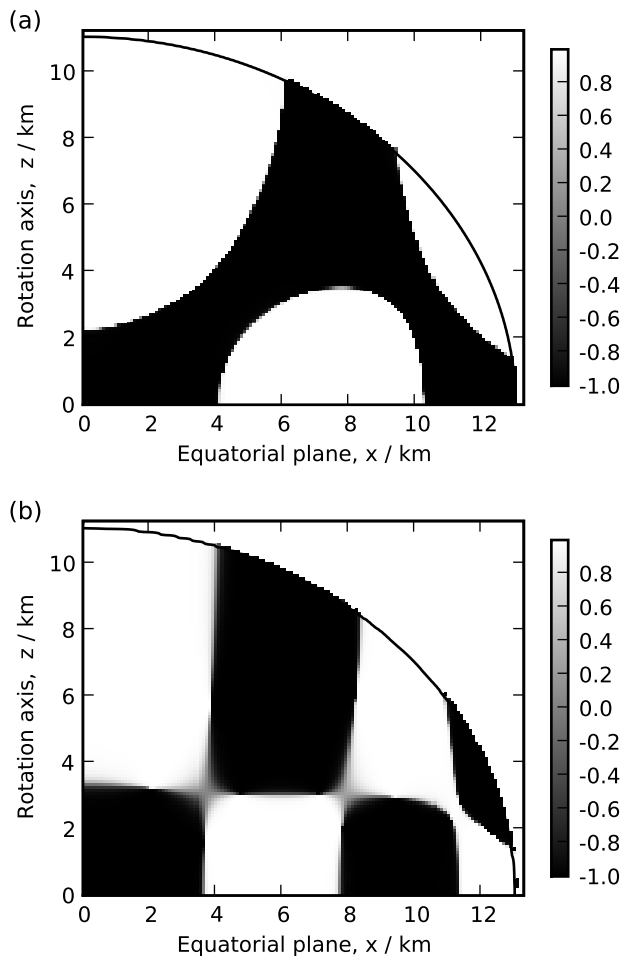


FIG. 2: Uniformity of the global complex phase under ideal circumstances (a) and for a problematic case (b). Color coded is the quantity  $\cos(\arg(\delta\epsilon_c) - \phi_0)$ .

The method described above has been successfully applied to pressure modes in [28, 35]. For inertial modes, the scheme is also usable, but computationally less efficient. The reason is that the ability of the Fourier analysis to separate different frequencies and the corresponding eigenfunctions depends on the time interval given by the evolution time. For pressure modes, this is not a problem because their frequencies are well separated. For inertial modes, there seem to be infinitely many modes inside a given frequency interval. Although most of them are of high order and cannot be resolved by simulations with a finite resolution, the frequencies of resolvable modes can still become much closer than those of the pressure modes, which makes it more difficult to distinguish them by Fourier analysis. Note that high order inertial modes can have similar frequencies as low order inertial modes, in contrast to pressure modes.

The direct approach is to use very long evolution times. Since the usable evolution time is effectively limited by the timescale of the numerical damping, one would also

need higher resolutions. The brute force method is not only computationally inefficient, it is also not guaranteed to work, since with increasing resolution more modes with similar frequencies are becoming resolvable.

However, there is a simpler method to compute at least the lower order modes, by using the numerical errors causing the damping of the oscillations to our advantage. Higher order modes experience a stronger numerical damping, and are therefore suppressed by a certain factor during every mode recycling iteration, no matter how small the difference in frequency to the low order mode we want to extract might be. This method to separate modes works best at medium resolutions around 150–200 points per stellar radius; for higher resolutions, the numerical damping becomes too weak, while for low resolutions, the accuracy of the results is not sufficient.

In practice, we use up to ten mode recycling steps, evolution times between 20–300 ms, and resolutions between 150–300 points per stellar radius for inertial modes. For pressure modes, one to three iterations, evolution times around 10–20 ms, and resolutions around 100 points were usually sufficient.

The aforementioned complications also make it hard to properly compute the error of the inertial mode eigenfunctions. The error now depends not only on the accuracy of the simulation, which is investigated in [28, 35], but also on the extent to which modes with frequencies in the same Fourier bin could be suppressed. This cannot be estimated from the Fourier spectra. However, if the eigenfunction of a neighboring mode present in the simulation significantly differs from the mode of interest, it would show up as an error in the uniformity of the global complex phase. We cannot separate modes with very similar frequencies *and* eigenfunctions, however.

Based on comparisons of different simulations of the same mode, we estimate the error of the eigenfunctions to 5%. Our estimate for the error of the frequency is  $\delta f = 0.01f + \Delta F$ , where  $\Delta F$  is the width of the Fourier bin corresponding to the evolution time.

## B. Inertial mode eigenfunctions

Using the method described in the previous section, we computed the frequencies and eigenfunctions of five low order axisymmetric inertial modes for a sequence of rigidly rotating stars with various rotation rates and a fixed central density of  $7.9056 \times 10^{17} \text{ kg/m}^3$ . The equation of state is a polytrope

$$\frac{P}{\rho_p} = \left( \frac{\rho}{\rho_p} \right)^\Gamma, \quad (41)$$

with  $\Gamma = 2$ ,  $\rho_p = 6.1760 \times 10^{18} \text{ kg/m}^3$ . Our stellar models are named BU2–BU4 and BU6 in [24, 26], where the corresponding pressure modes are investigated. Additionally, we use a model “BUS” with a slow rotation rate of 246 Hz. The fastest rotating model has a rotation

rate of 792 Hz, and an axes ratio of 0.7. For comparison: the mass-shedding limit for the given EOS and central density is reached for an axis ratio of 0.58. Deviations from the slow rotation limit should therefore become visible. We restricted ourselves to equatorially symmetric simulations, in order to save computational resources.

Our results for the axisymmetric eigenfunctions of model BU3, which has a rotation rate of 590 Hz and an axis ratio of 0.85, are shown in Fig. 3 to Fig. 7. As predicted in Sec. II A, inertial modes have a completely different structure than pressure modes, at least for the axisymmetric case. For comparison, pressure mode eigenfunctions for model BU3 can be found in [35]. The dependency of the patterns on the rotation rate is weak for all modes. Fig. 8 shows one of them at two different rotation rates. Obviously, the angular dependency is not given by a spherical harmonic plus rotational corrections proportional to  $\Omega^2$ , like it is the case for pressure modes.

For practical purposes, we classify the axisymmetric inertial modes by the number of nodes of the eigenfunction  $\delta s$  along the entire rotation axis and the equatorial plane, e.g.  $i_{23}$  has two nodes along the (entire) axis, and three along the equatorial plane. It is unclear whether the number of nodes in each direction uniquely determines the mode; for the modes we extracted so far, this is the case.

For some simulations, the global complex phase remained a little fuzzy in the regions where two nodes come close, as shown in Fig. 2. This could easily be explained by the fact that the phase is much more sensitive to errors in regions where the eigenfunction is nearly zero. However we cannot rule out the possibility that our modes are really superpositions of several modes with very similar frequencies whose eigenfunctions differ significantly only in the aforementioned regions.

Although we performed the mode recycling steps required to obtain a clean eigenfunction only for modes with two nodes along the axis, due to limited computational resources, we also encountered patterns with more nodes along the axis.

The nodes of the extracted inertial mode eigenfunctions tend to be oriented roughly parallel and orthogonal to the rotation axis, which becomes more pronounced with increasing number of nodes crossing the equatorial plane. This corresponds well to the analytical prediction from Sec. II D.

In order to check prediction Eq. (34) for the direction of the gradient of  $\delta s$  in the slow rotation limit, we computed  $\psi^l$  using central finite differences from the same background model data used as initial data in the simulations. The result is compared to the numerical eigenfunctions in Fig. 3 to Fig. 7. As one can see, the analytic prediction nicely matches the numerical results.

Another visible difference of the extracted inertial modes to pressure modes is that the velocity fields are vortexlike and tangential to the surface. This reflects the fact that in the slow rotation approximation, the den-

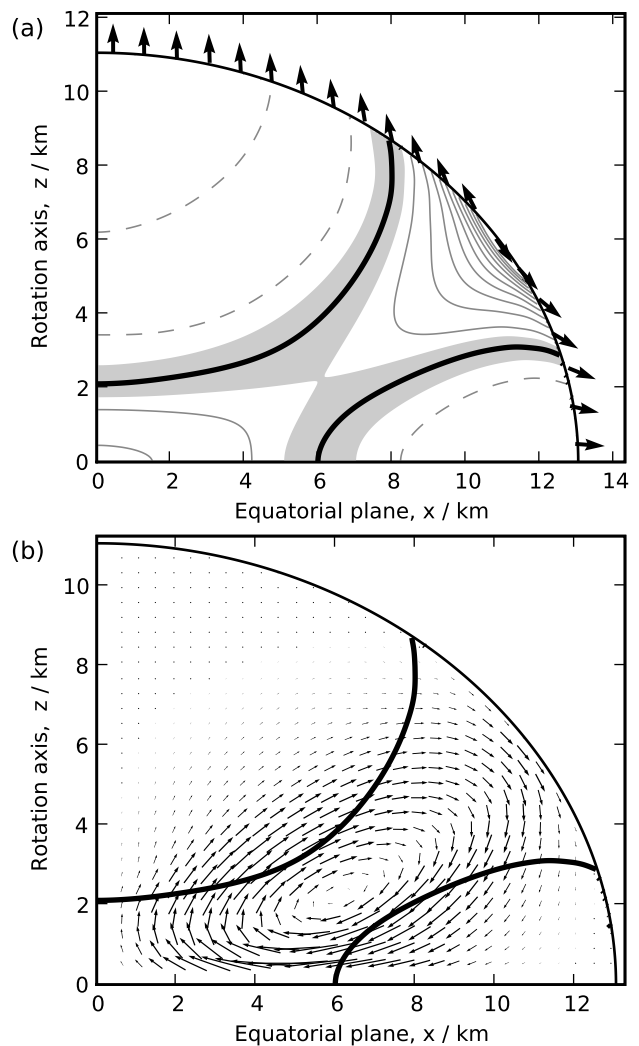
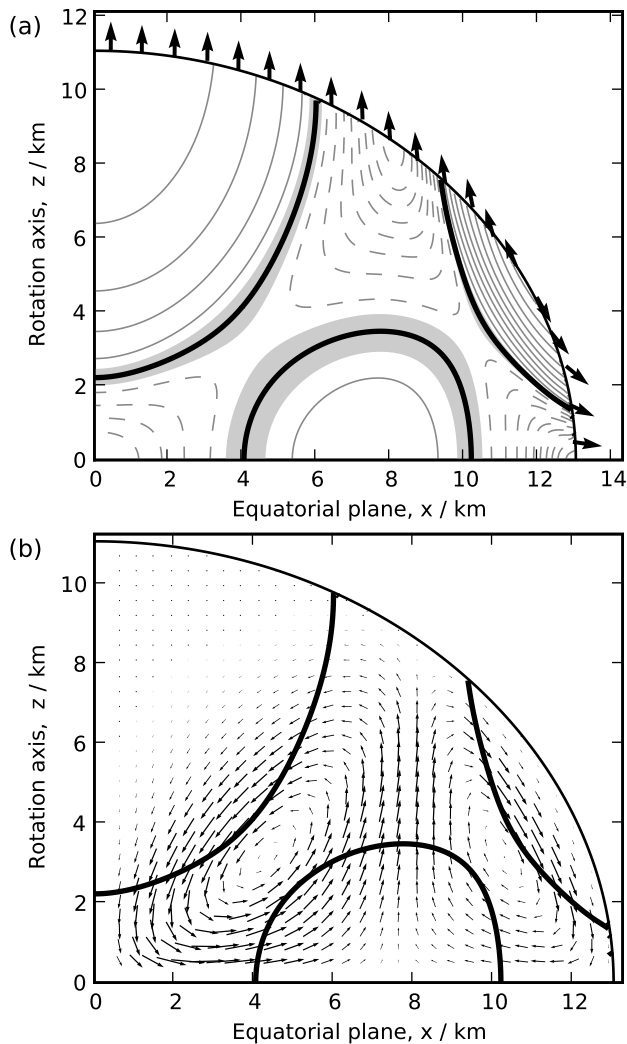
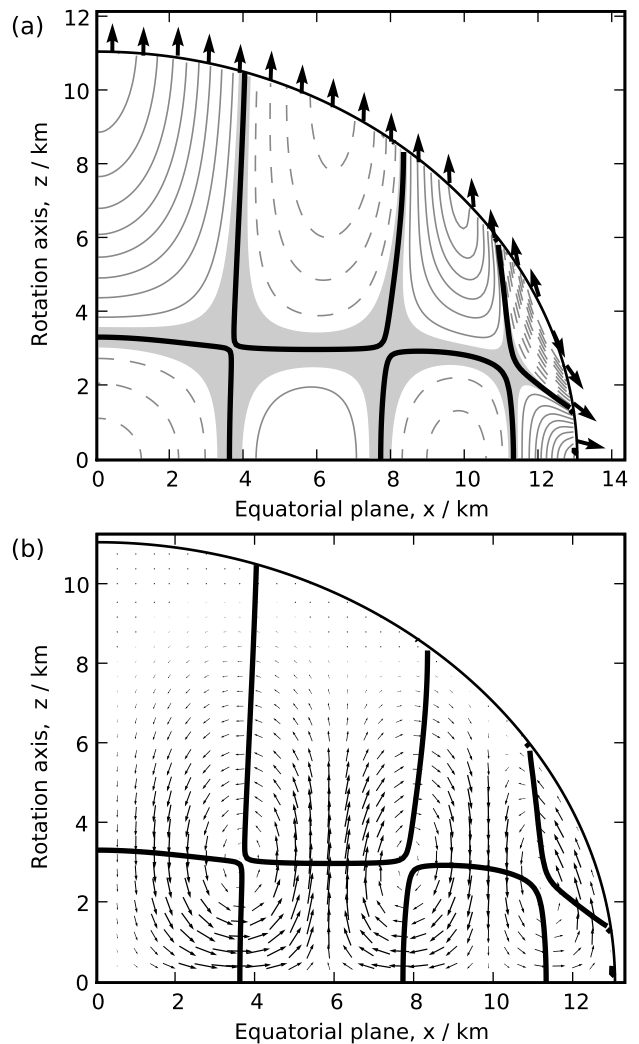


FIG. 3: Eigenfunction of inertial mode  $i_{21}$ , computed for stellar model BU3. The cuts show the upper half of the meridional plane. (a) Eigenfunction  $\delta s$ . With the exception of the star surface, the lines represent equidistant isocontours. Negative values correspond to dashed lines, and the thick solid line marks the node of the eigenfunction. The shaded area represents amplitudes below 5% of the maximum one, which is our guess for the accuracy of the node location. The arrows at the surface represent the analytic prediction for the direction of the isopotential lines of  $\delta s$  in the slow rotation approximation. (b) Eigenfunction of momentum density components  $S^l$  in the meridional plane. The solid lines are the nodes of  $\delta s$ .

sity change vanishes, as shown in Sec. II B, and the mass current must become divergence-free.

As a consequence, the oscillation amplitude  $\delta x^i$  of the fluid displacement vector can become arbitrary large in the slow rotation limit without leaving the linear regime. The fluid then performs convection-like motions which reverse periodically, without changing the star profile. Note that for a fixed velocity perturbation amplitude, the fluid displacement vector  $\delta x^i$  has to go to infinity in



FIG. 4: Like Fig. 3, but for the  $i_{22}$  mode.FIG. 5: Like Fig. 3, but for the  $i_{23}$  mode.

the slow rotation limit due to Eq. (31).

### C. Inertial mode frequencies

Together with the eigenfunctions, we extracted the frequencies. In most cases, other modes were suppressed strongly enough to allow a direct fit of an exponentially damped oscillation to the time evolution of the velocity components at some sample point. Otherwise, the frequencies were extracted from the corresponding Fourier spectrum.

The frequencies are given in Tab. I. As shown in Sec. II A, the frequencies of inertial modes should be proportional to the rotation rate at leading order. The actual ratio between the two depicted in Fig. 9 is indeed compatible with a correction term to  $\nu$  of second order in the rotation rate. By fitting the data accordingly, we obtain extrapolated values for the slow rotation limit, which is inaccessible to our numerical method. The re-

sulting values are given in Tab. II. Note that our sequence of stellar models does not correspond to the same star at different rotation rates since we fixed the central density instead of the total baryonic mass. However, the leading correction term to the total mass is also of second order.

The modes considered here satisfy an interesting empirical relation: for a given stellar model, there is a nearly linear relation between the quantity  $1/\mu$  introduced in Sec. II A, and the number of nodes along the equatorial plane. Note that  $\mu$  is not constant inside the star, and the accuracy of the linear parametrization slightly depends on the choice of the position where  $\mu$  is computed (which has of course to be the same for all modes). For model BU3, Fig. 10 shows the minimum and maximum values of  $\mu^{-1}$  as well as the Newtonian value we define by setting  $\nu_c = 1$ . The latter can be conveniently computed from the rotation rate and frequency alone, without knowledge of the stellar model. The relation also holds for the other stellar models and for the extrapolated values in the slowly rotating case, but with a slightly different

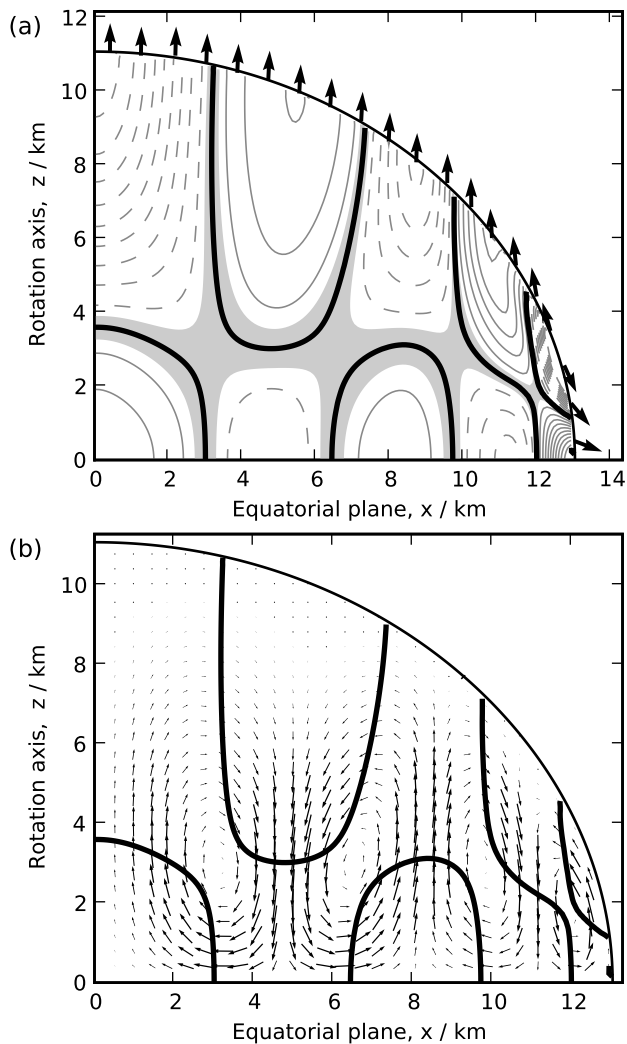


FIG. 6: Like Fig. 3, but for the  $i_{24}$  mode.

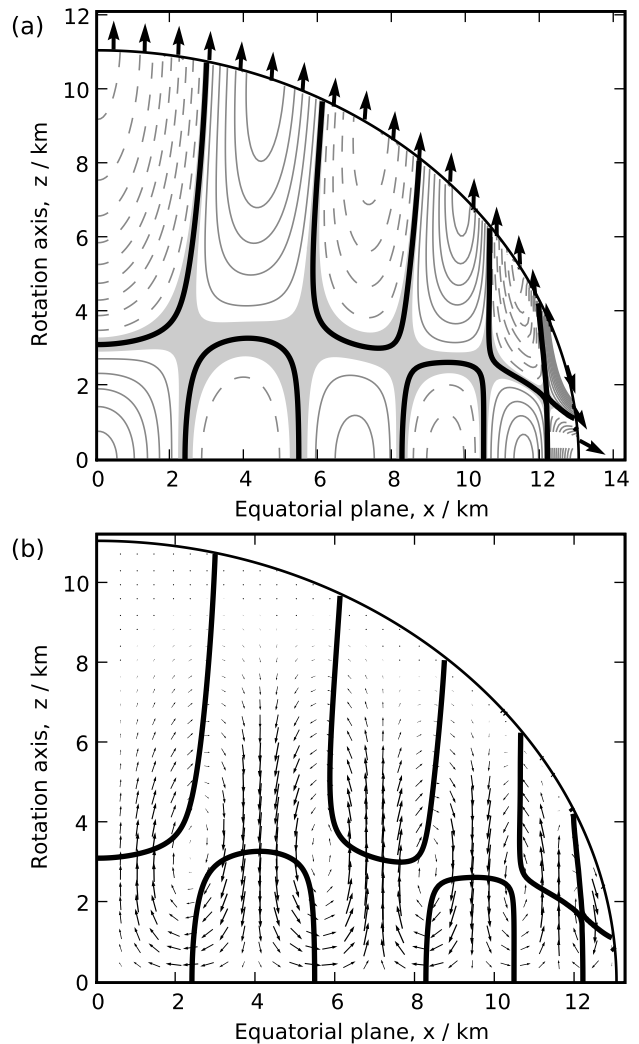


FIG. 7: Like Fig. 3, but for the  $i_{25}$  mode.

slope and offsets.

The analytical estimate Eq. (39) for higher order modes, see Sec. IID, which is also shown in Fig. 10, matches the data only by order of magnitude. This is not surprising considering the drastic approximations used in the derivation. However, the fact that the data fulfills another linear relation quite accurately could be a hint for the existence of a better analytical estimate.

As a further check, the  $i_{21}$  inertial mode has been extracted by [36], using the COCONUT code described in [26, 37]. Since only a single mode recycling iteration was used, we estimate the errors of the eigenfunctions around 20 %, judged from the observed phase errors and our previous mode recycling experiences with inertial modes. However, the eigenfunctions expose the same qualitative structure shown in Fig. 3, allowing us to identify the mode. The frequency of 634 Hz matches our result within 2 %.

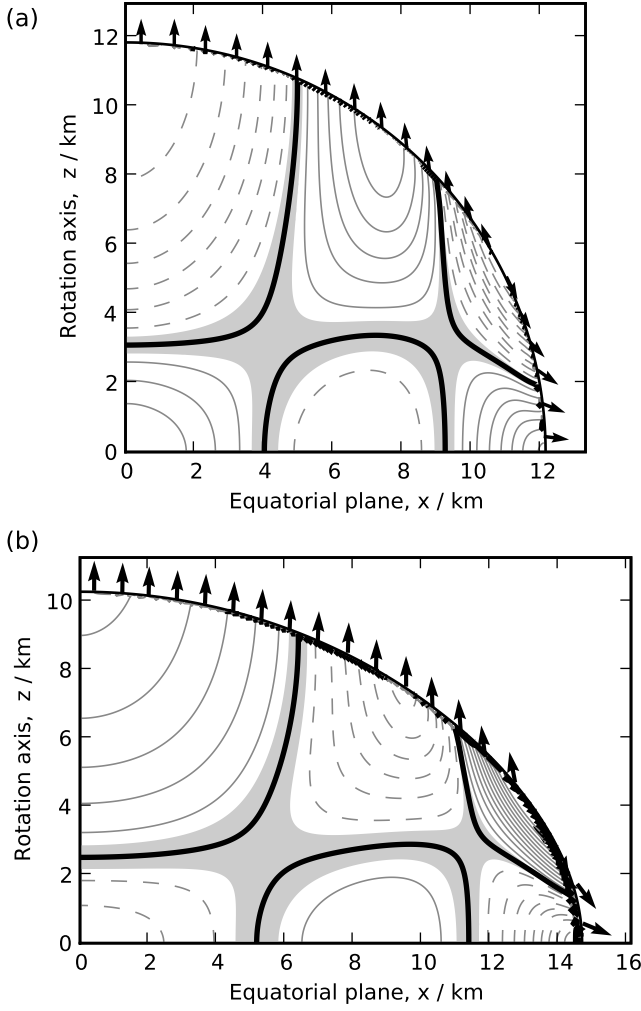


FIG. 8: Comparison of the eigenfunction of inertial mode  $i_{22}$  at rotation rates 246 Hz (a) and 792 Hz (b). See Fig. 3 for a description of the plot.

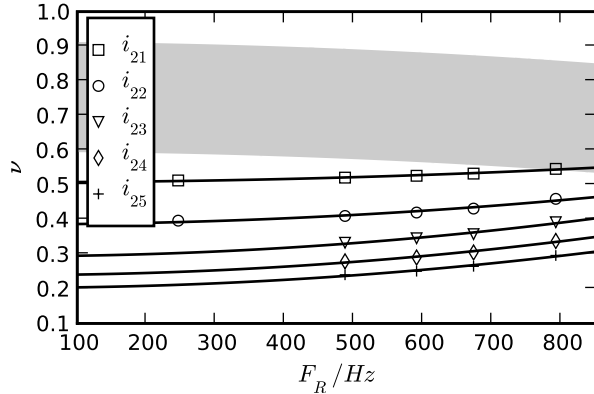


FIG. 9: Ratio  $\nu = \omega/2\Omega$  versus rotation rate  $F_R$  for a sequence of stellar models with fixed central density. The shaded region marks the range of  $\nu_c$  inside the star. The solid lines are fits of the function  $\nu_0 + \nu_2 \Omega^2$  to the data. The coefficients are given in Tab. II.

Star model	$F_R/\text{Hz}$	Mode	$f/\text{Hz}$	$\delta f/f$	$\nu$
BUS	246	$i_{21}$	252.3	2.0 %	0.5127
		$i_{22}$	195.2	2.8 %	0.3967
BU2	487	$i_{21}$	507.7	6.0 %	0.5209
		$i_{22}$	399.8	1.9 %	0.4102
		$i_{23}$	324.4	4.9 %	0.3329
		$i_{24}$	272.1	4.7 %	0.2792
		$i_{25}$	234.2	4.6 %	0.2403
BU3	590	$i_{21}$	621.8	1.6 %	0.5262
		$i_{22}$	496.4	2.7 %	0.4201
		$i_{23}$	408.6	7.2 %	0.3458
		$i_{24}$	342.9	4.7 %	0.2902
		$i_{25}$	296.2	6.7 %	0.2507
BU4	673	$i_{21}$	717.0	2.6 %	0.5325
		$i_{22}$	581.0	3.9 %	0.4315
		$i_{23}$	481.5	6.2 %	0.3576
		$i_{24}$	410.4	7.1 %	0.3048
		$i_{25}$	356.6	5.7 %	0.2649
BU6	792	$i_{21}$	865.3	6.8 %	0.5462
		$i_{22}$	728.2	5.6 %	0.4597
		$i_{23}$	621.2	3.1 %	0.3921
		$i_{24}$	535.5	5.7 %	0.3380
		$i_{25}$	469.0	4.6 %	0.2960

TABLE I: Frequencies  $f$  of various inertial modes for the sequence of stellar models described in the main text.  $\delta f$  is our estimate for the error of  $f$ .  $F_R$  denotes the rotation rate of the star.

Mode	$i_{21}$	$i_{22}$	$i_{23}$	$i_{24}$	$i_{25}$
$\nu_0$	0.508	0.386	0.294	0.239	0.203
$\nu_2/\text{kHz}^{-2}$	0.058	0.109	0.152	0.153	0.145

TABLE II: Coefficients of the parametrization  $\nu = \nu_0 + \nu_2 \Omega^2$ , obtained by a fit to the numerical results for each inertial mode.

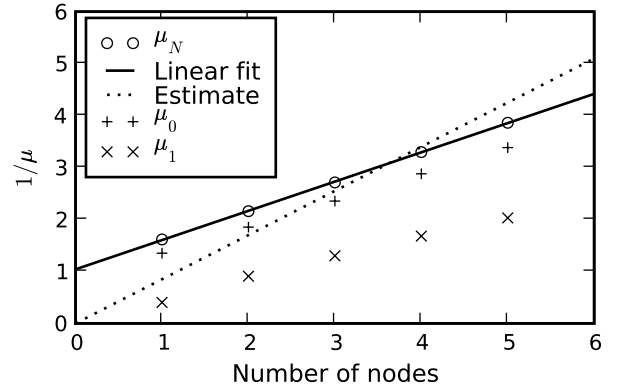


FIG. 10: Dependency of  $1/\mu$  on the number of nodes crossing the equatorial plane, for the inertial modes of stellar model BU3 with exactly two nodes crossing the (entire) rotation axis. Plotted is the value in the Newtonian limit, where  $\mu$  is computed setting  $\nu_c = 1$ , as well as the minimum and maximum values  $\mu_0, \mu_1$  in the actual stellar model. The solid line is a linear fit to the Newtonian values, the dotted line is the estimate Eq. (39) computed with  $\nu_c = 1$ .

#### IV. SUMMARY

In this work, we extracted the frequencies and eigenfunctions of several axisymmetric inertial modes of rigidly rotating neutron star models with a polytropic equation of state, for slow to medium rotation rates. For this, we used a nonlinear code for the evolution of ideal fluids in arbitrary spacetimes in conjunction with the mode recycling technique for the extraction of single oscillation modes. The spacetime is kept fixed, i.e. we use the Cowling approximation.

The extracted frequencies are proportional to the rotation rate at leading order, and well below two times the rotation rate. The spectrum of mode frequencies seems quite dense, which made it more difficult to extract single inertial modes, compared to pressure modes. Although the slow rotation limit is not accessible to our numerical method, we computed the frequencies in the slow rotation limit using extrapolation.

The scalar eigenfunctions of the axisymmetric inertial modes exhibit a checkerboard like structure. In contrast to pressure modes, it seems unnatural to classify axisymmetric inertial modes by the dominant term of a decomposition into spherical harmonics; which term is dominant depends on the radius, and also globally there is no strongly dominant term. That does not mean such decomposition is not a useful technique, but one should keep it in mind when talking e.g. of a  $l = 2, m = 0$  inertial mode. Note the former might not apply for nonaxisymmetric modes, which we did not extract. For practical purposes, we used the number of nodes along equatorial plane and rotation axis to classify the axisymmetric modes.

In the analytic part of our work, we derived a simple scalar eigenequation describing the eigenfunctions in the case of rigid rotation. Using this equation, we investigate the behavior of inertial modes at the surface, which agrees well with our numerical results. Further, we derived an approximate relation between the frequency of the mode and the number of nodes along the equatorial plane and the rotation axis. This relation predicts that the frequency grows with the number of nodes along the rotation axis, but decreases with the number of nodes along the equatorial plane. The latter indeed holds for the numerical results. The first part has not been validated yet since so far we systematically investigated only modes with two nodes along the axis.

The relation was derived for the case of higher order modes, and even then the expected accuracy is around 30 % at most. Surprisingly, the numerical results fulfill a similar relation quite accurately, even for the lowest order modes. This leads us to speculate whether this empirical relation could possibly be derived analytically.

We also investigated the slow rotation limit. Since inertial mode frequencies are proportional to the rotation rate, in contrast to pressure modes, we obtain two

different eigenequations describing pressure and inertial modes. The difference is due to terms related to the Coriolis force, which remains dominant in the slow rotation limit for inertial modes, but becomes negligible for pressure modes. Accordingly, the second order scalar partial differential eigenequation we obtain in that limit is invariant under any rotation for pressure modes, but for inertial modes there is a preferred direction given by the rotation axis.

We have shown that in the slow rotation limit, gravitational radiation of inertial modes in isentropic stars is mainly due to the mass currents instead of the density perturbations, at least on the level of the quadrupole formula. Further, the gravitational radiation should become negligible for the dynamics in the slow rotation limit, as its luminosity goes like  $\Omega^6$  for a fixed kinetic energy of the oscillation.

We have no quantitative estimate how strongly inertial modes are affected by neglecting the perturbation of the gravitational potential. The available results e.g. of [26] for pressure modes cannot be applied to inertial modes since the relations between the magnitudes of different quantities are completely different. To estimate the accuracy of the Cowling approximation for inertial modes, we need fully relativistic studies.

Since the axisymmetric inertial modes investigated here are not excited by rotational instabilities and are weak emitters for all but the most rapidly rotating stars, for which their frequency becomes comparable to those of pressure modes, a direct detection of the resulting gravitational waves seems unlikely. We are also not aware of any other mechanism which would allow to detect those modes. However, given our limited knowledge of neutron star physics, this might quickly change. We believe it is important to know the complete mode spectrum of neutron stars for future studies, e.g. of mode coupling effects or the interaction of oscillations with the crust and the magnetosphere.

Finally, we gave heuristic arguments why inertial modes should have a different structure in the presence of an entropy gradient, but only if the pressure perturbation of the isentropic oscillation becomes small in comparison to the one caused by the entropy gradient; as a consequence, oscillations with a given kinetic energy are more sensible to entropy gradients for slowly rotating stars.

#### Acknowledgments

This work was supported by the collaborative research center ‘SFB-Transregio 7 Gravitationswellenastronomie’ of the German Science Foundation (DFG). Computations have been carried out mainly on the ‘Pioneer’ cluster of the University of Tübingen. Thanks go to Harald Dimmelmeier and Kostas Kokkotas for fruitful discussions.

- 
- [1] N. Andersson and K. D. Kokkotas, *Mon. Not. R. Astron. Soc.* **299**, 1059 (1998).
- [2] K. D. Kokkotas and B. F. Schutz, *Mon. Not. R. Astron. Soc.* **255**, 119 (1992).
- [3] K. H. Lockitch, N. Andersson, and J. L. Friedman, *Phys. Rev. D.* **63**, 024019 (2000).
- [4] N. Andersson, *Astrophys. J.* **502**, 708 (1998).
- [5] L.-M. Lin and W.-M. Suen, *Mon. Not. R. Astron. Soc.* **370**, 1295 (2006).
- [6] J. Brink, S. A. Teukolsky, and I. Wasserman, *Phys. Rev. D.* **70**, 121501(R) (2004).
- [7] P. Arras, E. E. Flanagan, S. M. Morsink, A. K. Schenk, S. A. Teukolsky, and I. Wasserman, *Astrophys. J.* **591**, 1129 (2003).
- [8] K. S. Thorne and A. Campolattaro, *Astrophys. J.* **149**, 591 (1967).
- [9] R. Price and K. S. Thorne, *Astrophys. J.* **155**, 163 (1969).
- [10] K. S. Thorne, *Astrophys. J.* **158**, 1 (1969).
- [11] K. S. Thorne, *Astrophys. J.* **158**, 997 (1969).
- [12] A. Campolattaro and K. S. Thorne, *Astrophys. J.* **159**, 847 (1970).
- [13] J. R. Ipser and K. S. Thorne, *Astrophys. J.* **181**, 181 (1973).
- [14] S. Detweiler and L. Lindblom, *Astrophys. J. Suppl. Ser.* **53**, 73 (1983).
- [15] S. Detweiler and L. Lindblom, *Astrophys. J.* **292**, 12 (1985).
- [16] J. Ruoff, A. Stavridis, and K. D. Kokkotas, *Mon. Not. R. Astron. Soc.* **332**, 676 (2002).
- [17] J. Ruoff, A. Stavridis, and K. D. Kokkotas, *Mon. Not. R. Astron. Soc.* **339**, 1170 (2003).
- [18] Y. Kojima, *Phys. Rev. D.* **46**, 4289 (1992).
- [19] Y. Kojima, *Astrophys. J.* **414**, 247 (1993).
- [20] K. H. Lockitch, J. L. Friedman, and N. Andersson, *Phys. Rev. D.* **68**, 124010 (2003).
- [21] S. Yoshida and Y. Eriguchi, *Astrophys. J.* **490**, 779 (1997).
- [22] S. Yoshida, S. Yoshida, and Y. Eriguchi, *Mon. Not. R. Astron. Soc.* **356**, 217 (2005).
- [23] A. Stavridis and K. D. Kokkotas, *Int. J. Mod. Phys. B* **14**, 543 (2005).
- [24] N. Stergioulas, T. A. Apostolatos, and J. A. Font, *Mon. Not. R. Astron. Soc.* **352**, 1089 (2004).
- [25] J. A. Font, H. Dimmelmeier, A. Gupta, and N. Stergioulas, *Mon. Not. R. Astron. Soc.* **325**, 1463 (2001).
- [26] H. Dimmelmeier, N. Stergioulas, and J. A. Font, *Mon. Not. R. Astron. Soc.* **368**, 1609 (2006).
- [27] N. Stergioulas and J. A. Font, *Phys. Rev. Lett.* **86**, 1148 (2001).
- [28] W. Kastaun, *Phys. Rev. D.* **74**, 124024 (2006).
- [29] J. R. Ipser and L. Lindblom, *Astrophys. J.* **389**, 392 (1992).
- [30] J. Oppenheimer and G. Volkoff, *Phys. Rev.* **55** (1939).
- [31] J. B. Hartle, *Astrophys. J.* **150**, 1005 (1967).
- [32] K. S. Thorne, *Rev. Mod. Phys.* **52**, 299 (1980).
- [33] L. S. Finn, *Mon. Not. R. Astron. Soc.* **232**, 259 (1988).
- [34] L. Lindblom and R. J. Splinter, *Astrophys. J.* **348**, 198 (1990).
- [35] W. Kastaun, Ph.D. thesis, Eberhard-Karls Universität Tübingen (2007), URL <http://tobias-lib.uni-tuebingen.de/volltexte/2007/2803/>.
- [36] H. Dimmelmeier, private communication (2008).
- [37] H. Dimmelmeier, J. Novak, J. A. Font, J. M. Ibáñez, and E. Müller, *Phys. Rev. D.* **71**, 064023 (2005).