

A Precise Estimate of the Radius of HD 149026b

Philip Nutzman¹, David Charbonneau^{1,2}, Joshua N. Winn³, Heather A. Knutson¹, Jonathan J. Fortney⁴, Matthew J. Holman¹, Eric Agol⁵

¹Harvard-Smithsonian Center for Astrophysics, 60 Garden St., Cambridge, MA 02138
email: pnutzman@cfa.harvard.edu

²Alfred P. Sloan Research Fellow

³Department of Physics, and Kavli Institute for Astrophysics and Space Research,
Massachusetts Institute of Technology, Cambridge, MA 02139, USA

⁴Department of Astronomy and Astrophysics, UCO/Lick Observatory, University of
California, Santa Cruz, CA 95064

⁵Department of Astronomy, University of Washington, Box 351580, Seattle, WA 98195

Abstract. We present *Spitzer* 8 μm transit observations of the extrasolar planet system HD 149026. At this wavelength, transit light curves are weakly affected by stellar limb-darkening, allowing for a simpler and more accurate determination of planetary parameters. We measure a planet-star radius ratio of $R_p/R_\star = 0.05158 \pm 0.00077$, and in combination with ground-based data and independent constraints on the stellar mass and radius, we derive an orbital inclination of $i = 85.4^{+0.9}_{-0.8}$ and a planet radius of $0.755 \pm 0.040 R_J$. These measurements further support models in which the planet is greatly enriched in heavy elements.

Keywords. Planetary systems, stars: fundamental parameters, techniques: photometric

1. Introduction

The hot, Saturn-mass exoplanet HD 149026b ($M = 114M_\oplus$; discovered by Sato et al. 2005) has garnered much attention due to its potential to directly test models of planet formation. The planet's small observed radius for its mass implies that roughly 2/3 of its mass is in the form of heavy elements—more than found in all of the Solar System planets combined. The existence of such a metal-laden planet orbiting a very metal-rich host star ($[\text{Fe}/\text{H}] = 0.36$) is a smoking gun for the core-accretion theory (e.g., Pollack et al. 1996), though the immense quantity of heavy elements is still a challenge to canonical models of core accretion. HD 149026b has also received notice for its scorching day-side brightness temperature (2300 K), which is well in excess of its expected equilibrium temperature. The planet may be a standard bearer for the proposed ‘pM’ class of planets (Fortney et al. 2008), which are characterized by hot stratospheres and large day/night temperature contrasts caused by opacity at visible wavelengths due to gaseous TiO and VO high in their atmospheres.

Unfortunately, the present fractional uncertainty in the key observable parameter, the planetary radius R_p , is 7% (Winn et al. 2008). This study is inspired by the potential of infrared photometry with the *Spitzer Space Telescope* to reduce this uncertainty. Because of the near absence of stellar-limb darkening in the infrared, transit light curve modeling is greatly simplified and gives results largely independent of assumptions about limb-darkening coefficients. We present *Spitzer* 8 μm observations of the transit of HD 149026.

Together with previously published ground-based data, we derive precise constraints on the radius of HD 149026b and other system parameters.†

2. Observations and Analysis

We observed the UT August 14, 2007 transit of HD 149026 through the IRAC $8\mu\text{m}$ channel on the *Spitzer* space telescope (see Figure 1). We obtained 67,008 images in IRAC subarray mode at a 0.4 s cadence. The data exhibits very low levels of time-correlated, or “red”, noise, as demonstrated by Figure 2. Figure 2 also indicates that, at 15 minute resolution (bins of roughly 2,000 images), the photometric precision dips below 2×10^{-4} . In order to achieve the strongest possible constraints on the system parameters, we combined our data with previously published ground-based photometry (Sato et al. 2005, Charbonneau et al. 2006, Winn et al. 2008).

We employed Markov Chain Monte Carlo to derive best-fit parameters and uncertainties (see Table 1). We imposed an external constraint on the stellar mass, as derived by Sato et al. (2005). We also employed the empirical V , K relations of Kervella et al. (2004) for the angular diameters of dwarf stars, and combined with the *Hipparcos* parallax to derive an external constraint on the radius of the star HD 149026.

IRAC $8\mu\text{m}$ observations exhibit a detector ramp (see Figure 1 and e.g., Knutson et al 2007). Our MCMC model includes a simultaneous analysis of a ramp model and the

† For a detailed description of our analysis, please consult Nutzman et al. (2008).

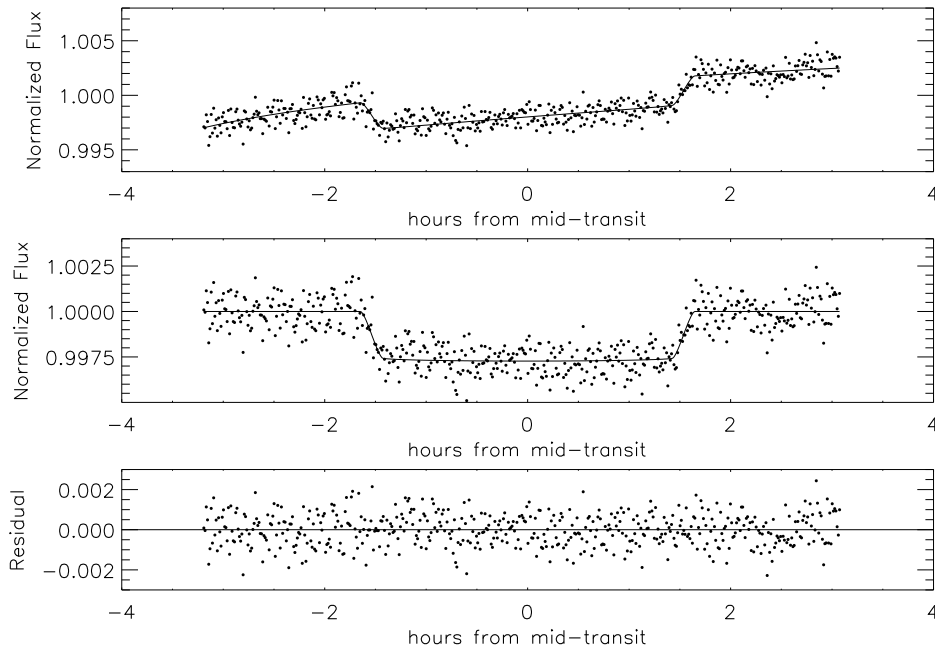


Figure 1. *Spitzer* transit photometry for HD 149026, with 40 second resolution (bins of 100 images). The top panel displays the raw light curve and exhibits the well-known IRAC $8\mu\text{m}$ detector ramp (e.g., Knutson et al 2007). The middle panel displays the ramp-corrected light curve together with the best-fitting transit model. At bottom are the residuals from the best-fit. The root-mean-square residual is only 15 % greater than the expected photon noise.

Estimates of the HD 149026 System Parameters			
Parameter	Median	15.9 th Perc.	84.1 th Perc.
R_p/R_*	0.05147	-0.00077	+0.00076
i [deg]	85.3	-0.8	+0.9
a/R_*	6.20	-0.25	+0.28
R_p [R _J]	0.755	-0.040	+0.040
R_* [R _☉]	1.497	-0.069	+0.069

Table 1. Best-fit parameters and uncertainties of HD 149026 system properties derived through a Markov Chain Monte Carlo analysis.

transit model, hence our error bars include the resulting correlations and uncertainties. The data, with and without the ramp correction and binned 100:1 are shown in Figure 1, together with the best-fitting transit model.

3. Discussion

We have presented and analyzed *Spitzer* 8 μ m transit observations of the HD 149026 system. By incorporating previously published data, and adopting constraints on the stellar mass and radius, we improve the determination of the planetary radius to $R_p = 0.755 \pm 0.040$ R_J.

Our measurement reinforces previous findings of the intriguingly small radius of HD

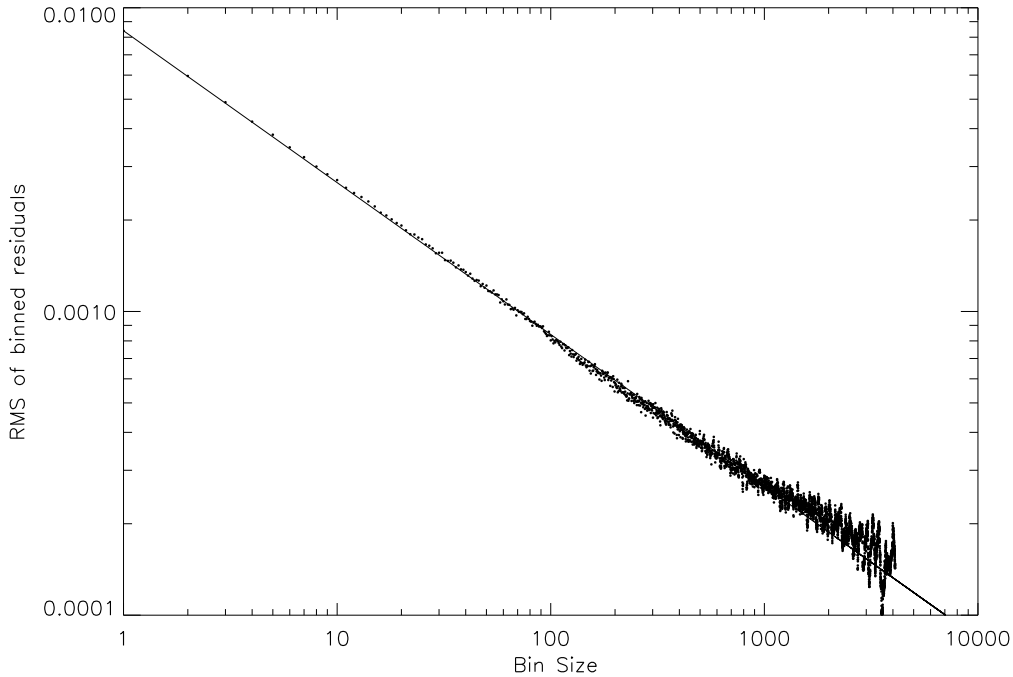


Figure 2. The root-mean-square of binned residuals vs. bin size. The solid line is proportional to $N^{-1/2}$.

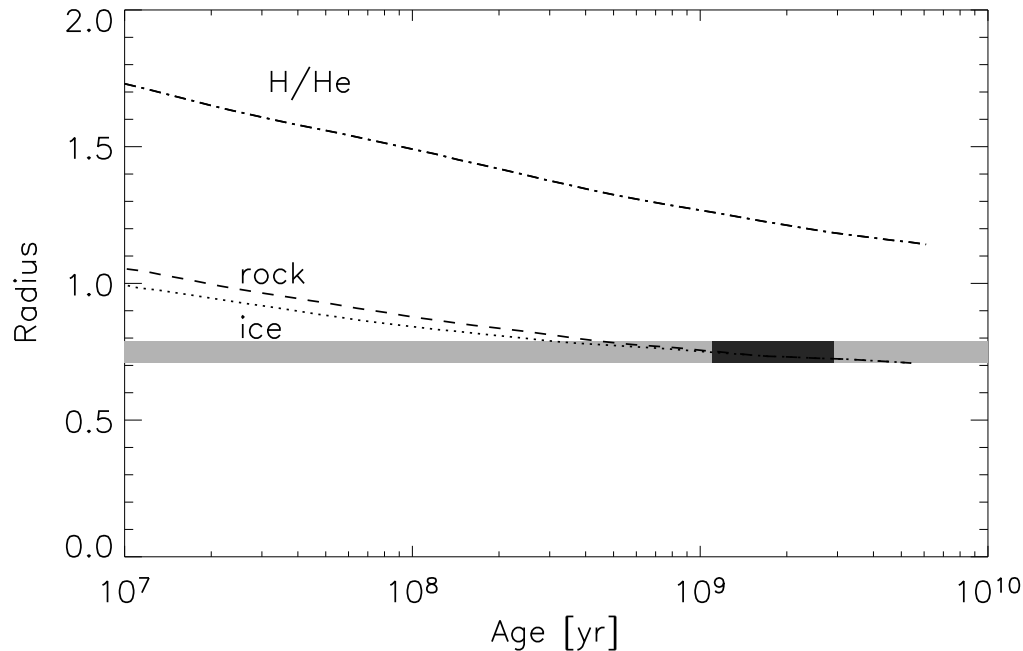


Figure 3. The radius of HD 149026b for three planet models of Fortney et al. (2006). The light grey band represents the observational radius constraint from this work. The dark grey box includes the age constraint of Sato et al. (2005). The “icy” model is for an H/He envelope and a $77M_{\oplus}$ core of ice, while the “rocky” model is for an He/He envelope and a $65M_{\oplus}$ core of olivine. A solar composition model (dot-dashed line), in which the planet is predominantly H/He, is excluded by the observational constraints.

149026b. In comparison, models in which HD 149026b is composed purely of H/He require a radius greater than $1.1 R_J$ (see Figure 3).

References

- Charbonneau, D., et al. 2006, *ApJ*, 636, 445
- Fortney, J. J., Saumon, D., Marley, M. S., Lodders, K., & Freedman, R. S. 2006, *Nature*, 642, 495
- Fortney, J. J., Lodders, K., Marley, M. S., & Freedman, R. S. 2008, *ApJ*, 678, 1419
- Harrington, J., Luszcz, S., Seager, S., Deming, D., & Richardson, L. J. 2007, *Nature*, 447, 691
- Nutzman, P., Charbonneau, D., Winn, J. N., Knutson, H. A., Fortney, J. J., Holman, M. J., & Agol, E. 2008, ArXiv e-prints, 805, arXiv:0805.0777
- Pollack, J. B., Hubickyj, O., Bodenheimer, P., Lissauer, J. J., Podolak, M., & Greenzweig, Y. 1996, *Icarus*, 124, 62
- Kervella, P., Thévenin, F., Di Folco, E., & Ségransan, D. 2004, *Astronomy & Astrophysics*, 426, 297
- Knutson, H. A., et al. 2007, *Nature*, 447, 183
- Sato, B., et al. 2005, *ApJ*, 633, 465
- Winn, J. N., Henry, G. W., Torres, G., & Holman, M. J. 2008, *ApJ*, 675, 1531