

August 9, 2008

Asymptotics in ASEP with Step Initial Condition

Craig A. Tracy

*Department of Mathematics
University of California
Davis, CA 95616, USA
email: tracy@math.ucdavis.edu*

Harold Widom

*Department of Mathematics
University of California
Santa Cruz, CA 95064, USA
email: widom@ucsc.edu*

Abstract

In previous work the authors considered the asymmetric simple exclusion process on the integer lattice in the case of step initial condition, particles beginning at the positive integers. There it was shown that the probability distribution for the position of an individual particle is given by an integral whose integrand involves a Fredholm determinant. Here we use this formula to obtain three asymptotic results for the positions of these particles. In one an apparently new distribution function arises and in another the distribution function F_2 arises. The latter extends a result of Johansson on TASEP to ASEP.

I. Introduction

In previous work [8] the authors considered the asymmetric simple exclusion process (ASEP) on the integer lattice \mathbb{Z} in the case of step initial condition, particles beginning at the positive integers \mathbb{Z}^+ . There it was shown that the probability distribution for the position of an individual particle is given by an integral whose integrand involves a Fredholm determinant. Here we use this formula to obtain three asymptotic results for the positions of these particles.

In ASEP a particle waits exponential time, then moves to the right with probability p if that site is unoccupied (or else stays put) or to the left with probability $q = 1 - p$ if that site is unoccupied (or else stays put). The formula in [8] gives the distribution function for $x_m(t)$, the position of the m th particle from the left at time t when all $x_m(0) = m$.

Here we shall assume that $p < q$, so there is a drift to the left, and establish three results on the position of the m th particle when $t \rightarrow \infty$. The first gives the asymptotics of the probability $\mathbb{P}(x_m(t) \leq x)$ when m and x are fixed; the second, conjectured in [8], gives the limiting distribution for fixed m when x goes to infinity; and the third gives the limiting distribution when both m and x go to infinity. In the second result an apparently new distribution function arises and in the third the distribution function F_2 of random matrix theory [7] arises. (That F_2 should arise in ASEP has long been suspected. In the physics literature this is referred to as *KPZ universality* [4].)

Before giving the results we state the formula derived in [8], valid when p and q are nonzero. It is given in terms of the Fredholm determinant¹ of a kernel $K(\xi, \xi')$ on C_R , a circle with center zero and large radius R described counterclockwise. It acts as an operator by

$$f(\xi) \rightarrow \int_{C_R} K(\xi, \xi') f(\xi') d\xi', \quad (\xi \in C_R).^2$$

We use slightly different notation here, which will simplify formulas later. We set

$$\gamma = q - p, \quad \tau = p/q.$$

The kernel is

$$K(\xi, \xi') = q \frac{\xi'^x e^{\varepsilon(\xi')t/\gamma}}{p + q\xi\xi' - \xi}, \quad (1)$$

where

$$\varepsilon(\xi) = p\xi^{-1} + q\xi - 1.$$

The formula is

$$\mathbb{P}(x_m(t/\gamma) \leq x) = \int \frac{\det(I - \lambda K)}{\prod_{k=0}^{m-1} (1 - \lambda \tau^k)} \frac{d\lambda}{\lambda}, \quad (2)$$

where the integral is taken over a contour enclosing the singularities of the integrand at $\lambda = 0$ and $\lambda = \tau^{-k}$ ($k = 0, \dots, m-1$). We mention here the special case, easily derived from this,

$$\mathbb{P}(x_1(t/\gamma) > x) = \det(I - K). \quad (3)$$

The first formula is concrete.

Theorem 1. Assume $0 < p < q$. For fixed m and fixed $x < m$ we have, as $t \rightarrow \infty$,

$$\mathbb{P}(x_m(t/\gamma) > x) \sim \prod_{k=1}^{\infty} (1 - \tau^k) \frac{t^{2m-x-2} e^{-t}}{(m-1)!(m-x-1)!}.$$

¹The Fredholm determinant of a kernel K is the operator determinant $\det(I - \lambda K)$. Properties of these determinants, trace class operators, etc., may be found in [2].

²All contour integrals are to be given a factor $1/2\pi i$.

It is clear probabilistically that $\mathbb{P}(x_m(t) > x) = 0$ for all t when $x \geq m$: for a particle to be to the right of its initial position all particles to its right would have to move simultaneously to the right, which surely has probability zero. This will also be seen in the proof of theorem.

Although Theorem 1 required $p > 0$ the statement makes sense when $p = 0$, the TASEP where particles move only to the left. In this case the probability equals a probability in a unitary Laguerre random matrix ensemble [3]. The corresponding asymptotics can be derived there and found to be the same as our formula when $p = 0$.

The second result was conjectured, and the beginning of a possible proof given, in [8]. Denote by \hat{K} the operator on $L^2(\mathbb{R})$ with kernel³

$$\hat{K}(z, z') = \frac{q}{\sqrt{2\pi}} e^{-(p^2+q^2)(z^2+z'^2)/4+pqzz'}.$$

Theorem 2. Assume $0 < p < q$. For fixed m the limit

$$\lim_{t \rightarrow \infty} \mathbb{P} \left(\frac{x_m(t/\gamma) + t}{\gamma^{1/2} t^{1/2}} \leq s \right)$$

is equal to the integral in (2) with K replaced by the operator $\hat{K} \chi_{(-s, \infty)}$.

From this and (3) we have the special case

$$\lim_{t \rightarrow \infty} \mathbb{P} \left(\frac{x_1(t/\gamma) + t}{\gamma^{1/2} t^{1/2}} > -s \right) = \det(I - \hat{K} \chi_{(s, \infty)}).$$

This is an apparently new family of distribution functions, parametrized by p . When $p = 0$ the kernel has rank one and the determinant equals a standard normal distribution.

Finally, we state the result when m and x both go to infinity. We use the notations

$$\sigma = m/t, \quad c_1 = -1 + 2\sqrt{\sigma}, \quad c_2 = \sigma^{-1/6} (1 - \sqrt{\sigma})^{2/3}. \quad (4)$$

Theorem 3. When $0 \leq p < q$ we have

$$\lim_{t \rightarrow \infty} \mathbb{P} \left(\frac{x_m(t/\gamma) - c_1 t}{c_2 t^{1/3}} \leq s \right) = F_2(s)$$

uniformly for σ in a compact subset of $(0, 1)$.⁴

³This is the symmetrization of the Mehler kernel.

⁴Notice that here we allow $p = 0$. In this case we get the asymptotic formula derived by Johansson [3] for TASEP. For ASEP the strong law $t^{-1} x_m(t/\gamma) \rightarrow c_1$ a.s. was proved by Liggett [5]. For stationary ASEP Balázs and Seppäläinen [1] and Quastel and Valkó [6] proved that the variance of the current across a characteristic has order $t^{2/3}$ and the diffusivity has order $t^{1/3}$.

The proofs of the theorems will involve asymptotic analysis of K . The main point is that the kernel has the same Fredholm determinant as the sum of two kernels; one has large norm but fixed spectrum and its resolvent can be computed exactly, and the other is better behaved. This representation is derived in the next section.

II. Preliminaries

We begin with two facts on stability of the Fredholm determinant. They concern smooth kernels acting on simple closed curves. Both use the fact for a trace class operator L the determinant $\det(I - \lambda L)$ is determined by the traces $\text{tr } L^n$, $n \in \mathbb{Z}^+$. This is so because up to constants these are the coefficients in the expansion of the logarithm of the determinant around $\lambda = 0$.

Proposition 1. Suppose $s \rightarrow \Gamma_s$ is a deformation of closed curves and a kernel $L(\eta, \eta')$ is analytic in a neighborhood of $\Gamma_s \times \Gamma_s \subset \mathbb{C}^2$ for each s . Then the Fredholm determinant of L acting on Γ_s is independent of s .

Proof. The trace of L^n on Γ_s equals

$$\int_{\Gamma_s} \cdots \int_{\Gamma_s} L(\eta_1, \eta_2) \cdots L(\eta_{n-1}, \eta_n) L(\eta_n, \eta_1) d\eta_1 \cdots d\eta_n.$$

If s' is sufficiently close to s we may consecutively replace the contours Γ_s for the η_i by $\Gamma_{s'}$, obtaining the trace of L^n on $\Gamma_{s'}$. So $\text{tr } L^n$ is a locally constant function of s and the usual argument shows that it is constant. Therefore so is the Fredholm determinant. \square

Proposition 2. Suppose $L_1(\eta, \eta')$ and $L_2(\eta, \eta')$ are two kernels acting on a simple closed contour Γ , that $L_1(\eta, \eta')$ extends analytically to η inside Γ **or** to η' inside Γ , and that $L_2(\eta, \eta')$ extends analytically to η inside Γ **and** to η' inside Γ . Then the Fredholm determinants of $L_1(\eta, \eta') + L_2(\eta, \eta')$ and $L_1(\eta, \eta')$ are equal.

Proof. Suppose $L_1(\eta, \eta')$ extends analytically to η' inside Γ . The operator $L_1 L_2$ on Γ has kernel

$$L_1 L_2(\eta, \eta') = \int_{\Gamma} L_1(\eta, \zeta) L_2(\zeta, \eta') d\zeta = 0,$$

since the integrand extends analytically to ζ inside Γ . The operator L_2^2 on Γ has kernel

$$L_2^2(\eta, \eta') = \int_{\Gamma} L_2(\eta, \zeta) L_2(\zeta, \eta') d\zeta = 0$$

for the same reason. Therefore for $n > 1$

$$(L_1 + L_2)^n = L_1^n + L_2^{n-1} L_1,$$

and $\text{tr } L_2^{n-1} L_1 = \text{tr } L_1 L_2^{n-1} = 0$, so $\text{tr } (L_1 + L_2)^n = \text{tr } L_1^n$. When $n = 1$ we use

$$\text{tr } L_2 = \int_{\Gamma} L_2(\eta, \eta) d\eta = 0,$$

since the integrand extends analytically inside Γ , which completes the proof. \square

We introduce the notation

$$\varphi(\eta) = \left(\frac{1 - \tau\eta}{1 - \eta} \right)^x e^{[\frac{1}{1-\eta} - \frac{1}{1-\tau\eta}]t}.$$

In $K(\xi, \xi')$ we make the substitutions

$$\xi = \frac{1 - \tau\eta}{1 - \eta}, \quad \xi' = \frac{1 - \tau\eta'}{1 - \eta'},$$

and we obtain the kernel⁵

$$\frac{\varphi(\eta')}{\eta' - \tau\eta} = K_2(\eta, \eta')$$

acting on γ , a little circle about $\eta = 1$ described clockwise, which has the same Fredholm determinant. We denote this by K_2 because there is an equally important kernel

$$\frac{\varphi(\tau\eta)}{\eta' - \tau\eta} = K_1(\eta, \eta').$$

Proposition 3. Let Γ be any closed curve going around $\eta = 1$ once counterclockwise with $\eta = \tau^{-1}$ on the outside. Then the Fredholm determinant of $K(\xi, \xi')$ acting on C_R has the same Fredholm determinant as $K_1(\eta, \eta') - K_2(\eta, \eta')$ acting on Γ .

Proof. We must show that the determinant of K_2 acting on γ equals the determinant of $K_1 - K_2$ acting on Γ . The kernel $K_1(\eta, \eta')$ extends analytically to η inside γ and to η' inside γ while $K_2(\eta, \eta')$ extends analytically to η inside γ . Hence by Proposition 2 the determinant of K_2 acting on γ equals the determinant of $K_2 - K_1$. Next we show that we may replace γ by $-\Gamma$. (Recall that γ is described clockwise and Γ counterclockwise.) We apply Proposition 1 to the kernel

$$K_1(\eta, \eta') - K_2(\eta, \eta') = \frac{\varphi(\tau\eta) - \varphi(\eta')}{\eta' - \tau\eta},$$

with $\Gamma_0 = -\gamma$ and $\Gamma_1 = \Gamma$. Since the numerator vanishes when the denominator does, the only singularities of the kernel are at $\eta, \eta' = 1, \tau^{-1}$, neither of which is passed in a deformation $\Gamma_s, s \in [0, 1]$. Therefore the proposition applies and gives the result. \square

⁵This is the kernel $(d\xi/d\eta)^{1/2}(d\xi'/d\eta')^{1/2} K(\xi(\eta), \xi'(\eta'))$.

Proposition 4. Suppose the contour Γ of Proposition 3 is star-shaped with respect to $\eta = 0$.⁶ Then the Fredholm determinant of K_1 acting on Γ is equal to

$$\prod_{k=0}^{\infty} (1 - \lambda \tau^k).$$

Proof. The function $\varphi(\tau\eta)$ is analytic except at τ^{-1} and τ^{-2} , both of which are outside Γ , so the function is analytic on $s\Gamma$ when $0 < s \leq 1$. The denominator $\eta' - \tau\eta$ is nonzero for $\eta, \eta' \in s\Gamma$ for all such s . (The assumption on Γ was used twice.) Therefore by Proposition 1 the Fredholm determinant of K_1 on Γ is the same as on $s\Gamma$. This in turn is the same as the Fredholm determinant of

$$s K_1(s\eta, s\eta') = \frac{\varphi(s\tau\eta)}{\eta' - \tau\eta} \quad (5)$$

on Γ . The operator is the one with kernel

$$K_0(\eta, \eta') = \frac{1}{\eta' - \tau\eta},$$

which is trace class since the kernel is smooth, left-multiplied by multiplication by $\varphi(s\tau\eta)$. The latter converges in operator norm to the identity as $s \rightarrow 0$ since $\varphi(s\tau\eta) \rightarrow 1$ uniformly on Γ , and so (5) converges in trace norm to K_0 . Therefore the Fredholm determinant of K_1 equals the Fredholm determinant of K_0 .

The kernel of K_0^2 equals

$$K_0^2(\eta, \eta') = \int_{\Gamma} \frac{d\zeta}{(\zeta - \tau\eta)(\eta' - \tau\zeta)} = \frac{1}{\eta' - \tau^2\eta}.$$

This is because $\tau\eta$ is inside Γ and $\tau^{-1}\eta'$ outside Γ when $\eta, \eta' \in \Gamma$, since Γ is star-shaped. Generally, we find that

$$K_0^n(\eta, \eta') = \int_{\Gamma} \frac{d\zeta}{(\zeta - \tau^{n-1}\eta)(\eta' - \tau\zeta)} = \frac{1}{\eta' - \tau^n\eta},$$

so

$$\text{tr } K_0^n = \frac{1}{1 - \tau^n}.$$

Thus for small λ

$$\log \det(I - \lambda K_0) = - \sum_{n=1}^{\infty} \frac{\lambda^n}{n} \frac{1}{1 - \tau^n} = - \sum_{k=0}^{\infty} \sum_{n=1}^{\infty} \frac{\tau^{nk} \lambda^n}{n} = \sum_{k=0}^{\infty} \log(1 - \lambda \tau^k),$$

⁶This means that 0 is inside Γ and each ray from 0 meets Γ at exactly one point.

and the result follows.⁷ □

Denote by $R(\eta, \eta'; \lambda)$ the resolvent kernel of K_1 , the kernel of $\lambda(I - \lambda K_1)^{-1} K_1$. This is analytic everywhere except for $\lambda = \tau^{-k}$, $k \geq 0$. We define

$$\varphi_n(\eta) = \varphi(\eta) \varphi(\tau\eta) \cdots \varphi(\tau^{n-1}\eta).$$

Proposition 5. Assume that Γ is star-shaped with 1 inside and τ^{-1} outside. Then for sufficiently small λ

$$R(\eta, \eta'; \lambda) = \sum_{n=1}^{\infty} \lambda^n \frac{\varphi_n(\tau\eta)}{\eta' - \tau^n \eta}.$$

Proof. If $0 < \tau_1, \tau_2 < 1$ and σ_1, σ_2 are analytic inside Γ then

$$\int_{\Gamma} \frac{\sigma_1(\eta)}{\zeta - \tau_1 \eta} \frac{\sigma_2(\zeta)}{\eta' - \tau_2 \zeta} d\zeta = \frac{\sigma_1(\eta) \sigma_2(\tau_1 \eta)}{\eta' - \tau_1 \tau_2 \eta}.$$

This uses, again, the assumption that Γ is star-shaped. From this we see by induction that K_1^n has kernel

$$\frac{\varphi_n(\tau\eta)}{\eta' - \tau^n \eta}.$$

Here we used the fact that the $\varphi_n(\tau\eta)$ are analytic inside Γ , although $\varphi(\eta)$ isn't. We multiply by λ^n and sum to get the resolvent. □

For λ not equal to any τ^{-k} the operator $I - \lambda K_1$ is invertible and we may factor it out from $I - \lambda K = I - \lambda K_1 + \lambda K_2$ and we obtain

$$\begin{aligned} \det(I - \lambda K) &= \det(I - \lambda K_1) \det(I + \lambda K_2 (I - \lambda K_1)^{-1}) \\ &= \det(I - \lambda K_1) \det(I + \lambda K_2 (I + R)), \end{aligned}$$

where R denotes the operator with kernel $R(\eta, \eta'; \lambda)$. The first factor is given by Proposition 4 (we assume here that Γ is as in the proposition), and so we may rewrite (2) as

$$\mathbb{P}(x_m(t/\gamma) \leq x) = \int \prod_{k=m}^{\infty} (1 - \lambda \tau^k) \cdot \det(I + \lambda K_2 (I + R)) \frac{d\lambda}{\lambda}. \quad (6)$$

This formula and the formula of Proposition 5 form the basis for our proofs.⁸

⁷It is easy to see directly that the nonzero eigenvalues of K_0 are exactly the τ^{-k} . This does not give the formula for the Fredholm determinant since for that we would have to show that these eigenvalues have algebraic multiplicity one. The computation of traces avoids that issue.

⁸It will become apparent later that it was important that we factored in the order we did. The operator $K_2(I + R)$ behaves well while $(I + R)K_2$ does not.

III. Proof of Theorem 1

We begin this section with a decomposition of the resolvent kernel that will be used in the proofs of the first two theorems. The first summand will contain the poles of the resolvent inside the contour of integration in (6) while the remainder will be analytic inside it. We assume as before that Γ is as in Proposition 5.

We have

$$\varphi_n(\eta) = \left(\frac{1 - \tau^n \eta}{1 - \eta} \right)^x e^{\left[\frac{1}{1-\eta} - \frac{1}{1-\tau^n \eta} \right] t},$$

and we define

$$\varphi_\infty(\eta) = \lim_{n \rightarrow \infty} \varphi_n(\eta) = (1 - \eta)^{-x} e^{\frac{x}{1-\eta} t}$$

and

$$G(\eta, \eta', u) = \left(\frac{1 - u\eta}{1 - \eta} \right)^x e^{\left[\frac{1}{1-\eta} - \frac{1}{1-u\eta} \right] t} (\eta' - \tau^{-1} u \eta)^{-1}.$$

In this formula we shall always take $u \in [0, \tau^2]$, so $G(\eta, \eta', u)$ will be smooth in u and $\eta, \eta' \in \Gamma$.

Define

$$R_1(\eta, \eta'; \lambda) = \frac{\varphi_\infty(\tau\eta)}{\varphi_\infty(\eta)} \sum_{k=0}^{m-1} \frac{G^{(k)}(\eta, \eta', 0)}{k!} \frac{\lambda \tau^{2k}}{1 - \lambda \tau^k},$$

$$R_2(\eta, \eta'; \lambda) = \frac{\varphi_\infty(\tau\eta)}{\varphi_\infty(\eta)} \sum_{n=1}^{\infty} \lambda^n \frac{\tau^{(n+1)(m-1)}}{(m-1)!} \int_0^{\tau^{n+1}} (1 - u/\tau^{n+1})^{m-1} G^{(m)}(\eta, \eta', u) du.$$

(Derivatives of G are all with respect to u .)

Clearly R_1 is analytic everywhere except for poles at $\lambda = 1, \tau^{-1}, \dots, \tau^{-m+1}$ and R_2 is defined and analytic for $|\lambda| < \tau^{-m}$.

Lemma 1. $R(\eta, \eta'; \lambda) = R_1(\eta, \eta'; \lambda) + R_2(\eta, \eta'; \lambda)$ when $|\lambda| < \tau^{-m}$.

Proof. Observe that

$$\frac{\varphi_n(\tau\eta)}{\eta' - \tau^n \eta} = \frac{\varphi_\infty(\tau\eta)}{\varphi_\infty(\eta)} G(\eta, \eta', \tau^{n+1}).$$

By Taylor's theorem with integral remainder $G(\eta, \eta', \tau^{n+1})$ is equal to

$$\sum_{k=0}^{m-1} \frac{G^{(k)}(\eta, \eta', 0)}{k!} \tau^{(n+1)k} + \frac{\tau^{(n+1)(m-1)}}{(m-1)!} \int_0^{\tau^{n+1}} (1 - u/\tau^{n+1})^{m-1} G^{(m)}(\eta, \eta', u) du.$$

We multiply this by $\varphi_\infty(\tau\eta)/\varphi_\infty(\eta)$ times λ^n and sum over n to get $R(\eta, \eta'; \lambda)$. We obtain the statement of the proposition for λ sufficiently small, and therefore by analyticity it holds throughout $|\lambda| < \tau^{-m}$ \square

Lemma 2. The operators $K_2 R_1$ and $K_2 R_2$ have kernels

$$K_2 R_1(\eta, \eta') = \sum_{k=0}^{m-1} \frac{1}{k!} \frac{\lambda \tau^{2k}}{1 - \lambda \tau^k} \int_{\Gamma} \frac{G^{(k)}(\zeta, \eta', 0)}{\zeta - \tau \eta} d\zeta, \quad (7)$$

$$K_2 R_2(\eta, \eta') = \sum_{n=1}^{\infty} \lambda^n \frac{\tau^{(n+1)(m-1)}}{(m-1)!} \int_0^{\tau^{n+1}} (1 - u/\tau^{n+1})^{m-1} du \int_{\Gamma} \frac{G^{(m)}(\zeta, \eta', u)}{\zeta - \tau \eta} d\zeta. \quad (8)$$

Proof. We have

$$\varphi(\zeta) \frac{\varphi_{\infty}(\tau \zeta)}{\varphi_{\infty}(\zeta)} = 1.$$

The formulas (7) and (8) follow from this and Lemma 1. \square

When x is fixed the steepest descent curve for $\varphi(\eta)$ is the circle with center zero and radius $1/\sqrt{\tau}$. In this section we take for Γ the circle with center zero and any radius $r \in (1, \tau^{-1})$, described counterclockwise. This is one of the contours allowed. On Γ the function $\varphi(\eta)$ is well-behaved (it is uniformly exponentially small as $t \rightarrow \infty$), but $\varphi(\tau \eta)$ is badly-behaved (it is exponentially large at $\eta = r$), which explains the importance of the correct order alluded to in the last footnote.

We begin by deriving trace norm estimates. In Lemma 2 the kernels $K_2 R_1$ and $K_2 R_2$ are given in terms of integrals of rank one operators, and we shall use the fact that the trace norms of these integrals are at most the integrals of the Hilbert-Schmidt norms of the integrands. We denote by $\|\cdot\|_1$ the trace norm and (this will be used later) by $\|\cdot\|_2$ the Hilbert-Schmidt norm. For the estimates involving R_1 in the following lemma we assume that λ is bounded away from the poles τ^{-k} .

Lemma 3. We have, for some $\delta > 0$,⁹

$$\begin{aligned} \|K_2\|_1 &= O(e^{-\delta t}), \quad \|K_2 R_2\|_1 = O(e^{-\delta t}), \quad \|K_2 R_1\|_1 = O(e^{-(1/2+\delta)t}), \\ \|K_2 R_1 K_2(I + R_2)\|_1 &= O(e^{-(1+\delta)t}). \end{aligned} \quad (9)$$

Proof. For our estimates we use the fact that if $v > 0$ then on Γ the real part of $1/(1 - v\eta)$ achieves its maximum at $\eta = -r$ when $vr > 1$ and its minimum at $\eta = -r$ when $vr < 1$. In particular the real part of

$$\frac{1}{1 - \eta} - \frac{1}{1 - \tau \eta}$$

achieves its maximum at $\eta = -r$ and equals

$$\frac{1}{1 + r} - \frac{1}{1 + \tau r} < 0.$$

⁹We shall always use δ to denote some positive number, different with each occurrence.

This gives, first, a uniform estimate $\varphi(\eta) = O(e^{-\delta t})$. The operator K_2 equals the operator with trace class kernel $1/(\eta' - \tau\eta)$ left-multiplied by the operator multiplication by $\varphi(\eta)$, which has operator norm $O(e^{-\delta t})$. This gives the first estimate, $\|K_2\|_1 = O(e^{-\delta t})$.

Next, $G^{(m)}(\eta, \eta', u)$ is $O(t^m)$ times the exponential of

$$\left[\frac{1}{1-\eta} - \frac{1}{1-u\eta} \right] t,$$

and when $|u| \leq \tau^2$, as it is in (8), the real part of this when $\eta \in \Gamma$ is at most

$$\left[\frac{1}{1+r} - \frac{1}{1+\tau^2 r} \right] t,$$

and the expression in brackets is negative. Thus the integrand in the integral over ζ in (8) is $O(e^{-\delta t})$ uniformly in all variables. In particular its Hilbert-Schmidt norm with respect to η, η' has the same estimate, so this integral has trace norm $O(e^{-\delta t})$ uniformly in u . It follows that $\|K_2 R_2\|_1 = O(e^{-\delta t})$ on compact subsets of $|\lambda| < \tau^{-m}$.

For $K_2 R_1$, we use

$$G'(\eta, \eta', u) = - \left[\frac{\eta x}{1-u\eta} + \frac{\eta t}{(1-u\eta)^2} - \frac{\tau^{-1}\eta}{\eta' - \tau^{-1}u\eta} \right] G(\eta, \eta', u), \quad (10)$$

from which we see that each

$$\frac{G^{(k)}(\eta, \eta', 0)}{G(\eta, \eta', 0)}$$

is a linear combination of products $t^i \eta^j (\eta')^{-\ell}$. Since

$$G(\eta, \eta', 0) = \varphi_\infty(\eta)/\eta',$$

$G^{(k)}(\eta, \eta', 0)$ is a linear combination of

$$t^i \eta^j \varphi_\infty(\eta) (\eta')^{-\ell-1},$$

and so by (7) $K_2 R_1(\eta, \eta')$ is a linear combination of integrals

$$t^i \int_\Gamma \zeta^j \frac{\varphi_\infty(\zeta)}{\zeta - \tau\eta} (\eta')^{-\ell-1} d\zeta. \quad (11)$$

The exponent in $\varphi_\infty(\zeta)$ is t times $\zeta/(1-\zeta)$. Its maximum real part on Γ , occurring at $\zeta = -r$, is $-r/(1+r)$. Since $r/(1+r) > 1/2$ this shows that the integrand is uniformly $O(e^{-(1/2+\delta)t})$, and so this is the bound for $\|K_2 R_2\|_1$, as long as λ is bounded away from the poles.

Finally, $K_2 R_1 K_2$ and $K_2 R_1 K_2 R_2$. It follows from (11) that the kernel of $K_2 R_1 K_2$ is a linear combination of

$$t^i \int_{\Gamma} \int_{\Gamma} \zeta^j \frac{\varphi_{\infty}(\zeta)}{\zeta - \tau\eta} (\zeta')^{-\ell-1} \frac{\varphi(\eta')}{\eta' - \tau\zeta'} d\zeta d\zeta'.$$

We integrate first with respect to ζ' by expanding the contour. We cross the pole at $\zeta' = \tau^{-1}\eta'$, so we get a constant times

$$t^i \int_{\Gamma} \frac{\varphi_{\infty}(\zeta) \varphi(\eta')}{\zeta - \tau\eta} \zeta^j (\eta')^{-\ell-1} d\zeta.$$

Now we compute

$$\int_{\Gamma} \frac{\varphi_{\infty}(\zeta)}{\zeta - \tau\eta} \zeta^j d\zeta.$$

The integrand is analytic outside Γ with a pole at infinity. The integral may be written

$$\sum_{k=0}^{\infty} (\tau\eta)^k \int_{\Gamma} (1 - \zeta)^{-x} e^{\frac{\zeta}{1-\zeta}t} \zeta^{j-k-1} d\zeta,$$

which we see equals e^{-t} times a polynomial in t and η . So the kernel of $K_2 R_1 K_2$ is e^{-t} times a linear combination of products $t^i \eta^j \varphi(\eta') (\eta')^{-\ell-1}$.

Since $\varphi(\eta') = O(e^{-\delta t})$ as we have already seen, we have $\|K_2 R_1 K_2\|_1 = O(e^{-(1+\delta)t})$. If we use $\varphi(\eta) \varphi_{\infty}(\tau\eta) = \varphi_{\infty}(\eta)$ again we see that the kernel of $K_2 R_1 K_2 R_2$ is e^{-t} times a linear combination of

$$t^i \eta^j \sum_{n=1}^{\infty} \lambda^n \frac{\tau^{(n+1)(m-1)}}{(m-1)!} \int_{\Gamma} \int_0^{\tau^{n+1}} \zeta^{-\ell-1} (1 - u/\tau^{n+1})^{m-1} G^{(m)}(\zeta, \eta', u) du d\zeta.$$

Using (10) again we see that $G^{(m)}(\zeta, \eta', u)$ is $O(t^m)$ times the exponential of

$$\left[\frac{1}{1-\zeta} - \frac{1}{1-\zeta u} \right] t.$$

As before the maximum real part of the expression in brackets occurs at $-r$ and equals

$$\frac{1}{1+r} - \frac{1}{1+ru},$$

which has a negative upper bound for $u \leq \tau^2$. Since we had the factor e^{-t} we obtain the bound $\|K_2 R_1 K_2 R_2\|_1 = O(e^{-(1+\delta)t})$.

This completes the proof of Lemma 3. □

Proof of Theorem 1. In (6) the contour encloses all the singularities of the integrand. If we take the contour instead to have the singularity $\lambda = 0$ on the outside and the τ^{-k} with $k < m$ inside then we have

$$\mathbb{P}(x_m(t/\gamma) > x) = - \int \prod_{k=m}^{\infty} (1 - \lambda \tau^k) \cdot \det(I + \lambda K_2(I + R)) \frac{d\lambda}{\lambda}. \quad (12)$$

Now

$$\begin{aligned} I + \lambda K_2(I + R) &= I + \lambda K_2(I + R_2) + \lambda K_2 R_1 \\ &= (I + \lambda K_2 R_1 (I + \lambda K_2(1 + R_2))^{-1}) (I + \lambda K_2(1 + R_2)). \end{aligned}$$

(Note that $I + \lambda K_2(1 + R_2)$ is invertible since $K_2(1 + R_2)$ has small norm.) Therefore

$$\det(I + \lambda K_2(I + R)) = \det(I + \lambda K_2(1 + R_2)) \det(I + \lambda K_2 R_1 (I + \lambda K_2(1 + R_2))^{-1}).$$

The first factor on the right is analytic inside the contour, and equal to $1 + O(e^{-\delta t})$ by (9). As for the second factor, we have

$$\begin{aligned} I + \lambda K_2 R_1 (I + \lambda K_2(1 + R_2))^{-1} &= I + \lambda K_2 R_1 - \lambda^2 K_2 R_1 K_2(1 + R_2)(I + \lambda K_2(1 + R_2))^{-1} \\ &= I + \lambda K_2 R_1 + O(e^{-(1+\delta)t}), \end{aligned}$$

by (9). Here the error estimate refers to the trace norm. Hence

$$\det(I + \lambda K_2 R_1 (I + \lambda K_2(1 + R_2))^{-1}) = 1 + \lambda \operatorname{tr} K_2 R_1 + O(e^{-(1+\delta)t}),$$

since $\|K_2 R_1\|_1 = O(e^{-(1/2+\delta)t})$ by (9), so $\|(K_2 R_1)^2\|_1 = O(e^{-(1+\delta)t})$. Thus

$$\det(I + \lambda K_2(I - \lambda K_1)^{-1}) = \det(I + \lambda K_2(1 + R_2)) (1 + \lambda \operatorname{tr} K_2 R_1 + O(e^{-(1+\delta)t})).$$

When we insert this into the integral in (12) we may ignore the summand 1 in the second factor since the first factor is analytic inside the contour. The integral involving $\operatorname{tr} K_2 R_1$ we can compute by residues. Its multiplier λ is cancelled by the denominator in (12). So with error $O(e^{-(1+\delta)t})$ (12) equals

$$- \sum_{k=1}^{m-1} \prod_{j=m}^{\infty} (1 - \tau^{j-k}) \cdot \det(I + \lambda K_2(1 + R_2(\tau^{-k})) \cdot \text{residue of } \operatorname{tr} K_2 R_1 \text{ at } \lambda = \tau^{-k}, \quad (13)$$

where $R_2(\tau^{-k})$ denotes the operator with kernel $R_2(\eta, \eta'; \tau^{-k})$.

The determinants are $1 + O(e^{-\delta t})$, as we saw, and will not contribute to the asymptotics. The residue of $\operatorname{tr} K_2 R_1$ at τ^{-k} equals

$$- \frac{1}{k!} \int_{\Gamma} \int_{\Gamma} \frac{G^{(k)}(\zeta, \eta, 0)}{\zeta - \tau\eta} d\zeta d\eta. \quad (14)$$

From (10) we see, more precisely than earlier, that

$$G^{(k)}(\zeta, \eta, 0) = \varphi_\infty(\zeta) \zeta^k \sum_{i+j \leq k} a_{ijk} t^i \eta^{-j-1}$$

for some coefficients a_{ijk} . Substituting this into (14) and integrating with respect to η by expanding the contour outward gives

$$-\frac{1}{k!} \sum_{i+j \leq k} a_{ijk} t^i \tau^j \int_\Gamma \varphi_\infty(\zeta) \zeta^{k-j-1} d\zeta = -\frac{1}{k!} \sum_{i+j \leq k} a_{ijk} t^i \tau^j \int_\Gamma (1-\zeta)^{-x} e^{\frac{\zeta}{1-\zeta}t} \zeta^{k-j-1} d\zeta.$$

The integral vanishes unless $x \leq k - j$ and otherwise equals e^{-t} times a polynomial in t of degree $k - j - x$ with top coefficient

$$\frac{(-1)^{j-k}}{(k-j-x)!}.$$

We see from this that the highest power of t , which is t^{2k-x} , comes from the summand with $j = 0, i = k$. The coefficient $a_{k,0,k}$ equals $(-1)^k$. Thus (14) equals e^{-t} times a polynomial of degree $2k - x$ in t with top coefficient

$$-\frac{1}{k!(k-x)!}.$$

In particular the main contribution to the sum in (13) comes from the summand $k = m - 1$, and if we recall the minus sign in (13) we get the statement of Theorem 1. \square

Remark. As mentioned in the introduction, we can also show that $\mathbb{P}(x_m(t) > x) = 0$ when $x \geq m$. We know for (11) that $K_2 R_1(\eta, \eta')$ is a linear combination of

$$(\eta')^{-j-1} \int_\Gamma \frac{\varphi_\infty(\zeta)}{\zeta - \tau\eta} \zeta^k d\zeta = (\eta')^{-j-1} \int_\Gamma \frac{1}{\zeta - \tau\eta} (1-\zeta)^{-x} e^{\frac{\zeta}{1-\zeta}t} \zeta^k d\zeta,$$

with $j, k < m$. When $x \geq m$ we expand the contour and get zero since $k < m$ and $\tau\eta$ is inside Γ . Therefore $K_2 R_1 = 0$. Hence

$$K_2 (I - \lambda K_1)^{-1} = K_2(1 + R_2) + K_2 R_1 = K_2(1 + R_2),$$

and so

$$\det(I + \lambda K_2 (I - \lambda K_1)^{-1}) = \det(I + \lambda K_2(1 + R_2)),$$

which is analytic inside the contour of integration and therefore integrates to zero.

IV. Proof of Theorem 2

We know from (2) that

$$\mathbb{P}\left(\frac{x_m(t/\gamma) + t}{\gamma^{1/2} t^{1/2}} \leq s\right) = \int \frac{\det(I - \lambda K)}{\prod_{k=0}^{m-1} (1 - \lambda \tau^k)} \frac{d\lambda}{\lambda},$$

where in the definition of K we set

$$x = -t + \gamma^{1/2} s t^{1/2}. \tag{15}$$

Therefore the theorem would follow if

$$\lim_{t \rightarrow \infty} \det(I - \lambda K) = \det(I - \lambda \hat{K} \chi_{(-s, \infty)}) \tag{16}$$

uniformly on compact λ -sets. The Fredholm determinants are entire functions of λ , and the coefficients in their expansions about $\lambda = 0$ are universal polynomials in the traces of powers of the operators. It was shown in [8] that for $n \in \mathbb{Z}^+$

$$\lim_{t \rightarrow \infty} \text{tr} K^n = \text{tr} (\hat{K} \chi_{(-y, \infty)})^n,$$

and it was pointed out that (16) would follow if we knew that $\det(I - \lambda K)$ is uniformly bounded for large t on compact λ -sets. This is what we shall show here.

For any m it suffices that the determinant is uniformly bounded on compact subsets of $|\lambda| < \tau^{-m}$, and since it is entire we may assume that the sets exclude the singularities at $\lambda = \tau^{-k}$. From the uniform boundedness of $\det(I - \lambda K_1)$ on compact λ -sets it follows that it suffices to prove the uniform boundedness of $\det(I + K_2(I + R))$ on compact sets excluding the τ^{-k} .

Here is how we decide what contour to take for Γ . The steepest descent curves for all the φ_n including φ_∞ are similar. They lie in the right half-plane, tangent to the imaginary axis at the saddle point $\eta = 0$, and have an inward-pointing cusp at $\eta = 1$ where the real part of the exponential tends to $-\infty$. We would like to take as the curve Γ of Propositions 3 and 4 something like this. It need not have that cusp at $\eta = 1$, only that the φ_n are exponentially small there, and if it passes through $\eta = 1$ vertically that will happen. That $\eta' = 1$ is a singularity of K_2 does not change the conclusions of the propositions since we can take an appropriate limit of contours not passing through 1. So we may take Γ to be the circle with diameter $[0, 1]$. But this is not star-shaped with respect to the origin, so Proposition 4 would not apply (even though Proposition 3 would). Therefore we expand it a little on the left, resulting in a contour that is star-shaped. We expand it so that instead of 0 it passes through $-t^{-1/2}$. This, finally, is the contour Γ in this section: the circle symmetric about the real line and meeting it at $\eta = -t^{-1/2}$ and $\eta = 1$.

From the identity

$$\det(I + A) = \det_2(I + A) e^{\text{tr } A}$$

and the fact that the \det_2 is bounded on $\|\cdot\|_2$ -bounded sets, we see that it suffices to prove that

$$\text{tr}(K_2(I + R)) = O(1), \quad \|K_2(I + R)\|_2 = O(1).$$

We shall prove more, namely

$$\text{tr } K_2 = O(1), \quad \|K_2\|_2 = O(1), \quad \|K_2 R\|_1 = O(1). \quad (17)$$

We begin by obtaining a bound for integrals involving the various $\varphi_n(\eta)$. The coefficients of t appearing in the exponentials of these functions are of the form

$$\frac{1}{1 - \eta} - \frac{1}{1 - v\eta} + \log \frac{1 - \eta}{1 - v\eta} \quad (18)$$

with $0 \leq v \leq \tau$. On the part of Γ outside any fixed neighborhood of zero in \mathbb{C} the real parts of these are uniformly bounded above by $-\delta$ for some $\delta > 0$ when t is sufficiently large. In a sufficiently small fixed neighborhood of zero the real part is at most $O(t^{-1}) - \delta|\eta|^2$. It follows that $\varphi_n(\eta) = O(e^{-\delta|\eta|^2 t + O(t^{1/2}|\eta|)})$, where the $t^{1/2}|\eta|$ term comes from the $y t^{1/2}$ term in (15). From this it follows that for any $k \geq 0$

$$\int_{\Gamma} |\varphi_n(\eta)| |\eta|^k |d\eta| = O(t^{-(k+1)/2}), \quad (19)$$

for the following reason. The integral over that part of Γ outside any fixed neighborhood of zero is exponentially small. For the integral over a neighborhood of zero we have, if $y = \text{Im } \eta$,

$$|\eta|^2 = O(t^{-1} + y^2), \quad |\eta|^2 \geq y^2, \quad |d\eta| = O(dy),$$

so the integral over that portion of Γ is bounded by a constant times

$$\int_{-\infty}^{\infty} e^{-\delta y^2 t + O(|y| t^{1/2})} (t^{-1} + y^2)^{k/2} dy = O(t^{-(k+1)/2}).$$

If we change variables in (19) we get the equivalent estimate

$$\int_{t^{1/2}\Gamma} |\varphi_n(t^{-1/2}\eta)| |\eta|^k |d\eta| = O(1).$$

More generally, for all $j > 0$ we have

$$\int_{t^{1/2}\Gamma} |\varphi_n(t^{-1/2}\eta)|^j |\eta|^k |d\eta| = O(1), \quad (20)$$

since $\varphi_n(\eta)$ is uniformly bounded.

We shall now establish (17). First K_2 , with kernel

$$\frac{\varphi(\eta')}{\eta' - \tau\eta}.$$

We use the fact that the kernel substitution

$$L(\eta, \eta') \text{ on } \Gamma \longrightarrow t^{-1/2} L(t^{-1/2}\eta, t^{-1/2}\eta') \text{ on } t^{1/2}\Gamma \quad (21)$$

preserves norms and traces. The circle $t^{1/2}\Gamma$ meets the real line at $\eta = -1$ and $\eta = t^{1/2}$. Making this substitution gives the kernel

$$\frac{\varphi(t^{-1/2}\eta')}{\eta' - \tau\eta}. \quad (22)$$

We have

$$|\text{tr } K_2| \leq \frac{1}{1-\tau} \int_{t^{1/2}\Gamma} \left| \frac{\varphi(t^{-1/2}\eta)}{\eta} \right| |d\eta| = O(1),$$

by (20) and the fact that $t^{1/2}\Gamma$ is bounded away from zero.

Next,

$$\|K_2\|_2^2 = \int_{t^{1/2}\Gamma} \int_{t^{1/2}\Gamma} \left| \frac{\varphi(t^{-1/2}\eta')}{\eta' - \tau\eta} \right|^2 d\eta d\eta'.$$

Now

$$\int_{t^{1/2}\Gamma} \frac{1}{|\eta' - \tau\eta|^2} |d\eta| = O(1)$$

uniformly for $\eta' \in t^{1/2}\Gamma$.¹⁰ Using this and (20) we see that $\|K_2\|_2 = O(1)$.

Next, $K_2 R$.

When x is given by (15) we find that

$$G'(\eta, \eta', u) = - \left[\frac{u\eta^2 t}{(1-u\eta)^2} + \frac{(q-p)^{-1/2} y\eta t^{1/2}}{1-u\eta} - \frac{\tau^{-1}\eta}{\eta' - \tau^{-1}u\eta} \right] G(\eta, \eta', u).$$

From this and the fact that $u\eta$ is bounded away from 1 when $\eta \in \Gamma$ and $u \leq \tau^2$ we find that each

$$\frac{G^{(k)}(\eta, \eta', u)}{G(\eta, \eta', u)}$$

¹⁰That's because if $\eta \in t^{1/2}\Gamma$ then the distance from $\tau\eta$ to $t^{1/2}\Gamma$ is at least some positive constant times $|\eta|$.

is bounded by a linear combination of products

$$|\eta t^{1/2}|^i \left| \frac{\eta}{\eta' - u\eta/\tau} \right|^j.$$

Since $G(\eta, \eta', 0) = \varphi_\infty(\eta)/\eta'$ it follows in particular that $G^{(k)}(\eta, \eta', 0)$ is bounded by a constant times a linear combination of products

$$|\eta t^{1/2}|^i |\eta|^j |\eta'|^{-j-1} |\varphi_\infty(\eta)|.$$

After the substitution (21) and the variable change $\zeta \rightarrow t^{-1/2}\zeta$ in each integral in (7) we get as bound a linear combination of

$$\int_{t^{1/2}\Gamma} \left| \frac{\varphi_\infty(t^{-1/2}\zeta)}{\zeta - \tau\eta} \right| |\zeta|^{i+j} |\eta'|^{-j-1} |d\zeta|. \quad (23)$$

The Hilbert-Schmidt norm with respect to η, η' of $|\zeta - \tau\eta|^{-1} |\eta'|^{-j-1}$ on $t^{1/2}\Gamma$ is uniformly bounded for $\zeta \in t^{1/2}\Gamma$ (as in the last footnote), and so the trace norm of the integral is bounded by

$$\int_{t^{1/2}\Gamma} |\varphi_\infty(t^{-1/2}\zeta)| |\zeta|^{i+j} |d\zeta| = O(1),$$

by (20).

That takes care of $K_2 R_1$. For $K_2 R_2$ it is enough to show that the last integral in (8) has bounded trace norm for $u \leq \tau^2$, for then the trace norm of $K_2 R_2$ would be at most a constant times $\sum_{n=1}^{\infty} |\tau^m \lambda|^n$, which is bounded on compact subsets of $|\lambda| < \tau^{-m}$.

In the estimate for the last integral the analogue of (23) would be

$$\int_{t^{1/2}\Gamma} \left| \frac{G_0(t^{-1/2}\zeta, u)}{\zeta - \tau\eta} \right| |\zeta|^{i+j} |\eta' - u\zeta/\tau|^{-j-1} |d\zeta|,$$

where

$$G_0(\eta, u) = \left(\frac{1 - u\eta}{1 - \eta} \right)^x e^{\left[\frac{1}{1-\eta} - \frac{1}{1-u\eta} \right] t}.$$

(This is G without its last factor.) Taking the Hilbert-Schmidt norm with respect to η, η' under the integral sign shows (as in the last footnote again) that the trace norm of the integral is bounded by

$$\int_{t^{1/2}\Gamma} |G_0(t^{-1/2}\zeta, u)| |\zeta|^{i+j} |d\zeta|.$$

In G_0 the factor of t in the exponent is of the form (18) with $v = u$, and so this integral is $O(1)$ uniformly for $u \leq \tau^2$.

This completes the proof of (17) and so of Theorem 2. \square

V. Proof of Theorem 3

In formula (6) the integral is taken over a circle with center zero and radius larger than τ^{-m+1} . We set

$$\lambda = \tau^{-m} \mu, \quad (24)$$

and the formula becomes

$$\mathbb{P}(x_m(t/\gamma) \leq x) = \int \prod_{k=0}^{\infty} (1 - \mu \tau^k) \cdot \det(I + \tau^{-m} \mu K_2(I + R)) \frac{d\mu}{\mu}, \quad (25)$$

where μ runs over a circle of fixed radius larger than τ (but not equal to any τ^{-k} with $k \geq 0$). We shall show that when c_1 and c_2 are given by (4) and

$$x = c_1 t + c_2 s t^{1/3} \quad (26)$$

the determinant in this integrand has the limit $F_2(s)$ uniformly in μ and σ , which will establish the theorem.

The main lemma replaces the kernel $\tau^{-m} \mu K_2(I + R)$ by one which will allow us to do a steepest descent analysis. Now we do not decompose R into a sum of two kernels, but use the entire infinite series in Proposition 5.

We define

$$f(\mu, z) = \sum_{k=-\infty}^{\infty} \frac{\tau^k}{1 - \tau^k \mu} z^k.$$

This is analytic for $1 < |z| < \tau^{-1}$ and extends analytically to all $z \neq 0$ except for poles at the τ^k , $k \in \mathbb{Z}$. We define a kernel $J(\eta, \eta')$ acting on a circle with center zero and radius $r \in (0, 1)$ by

$$J(\eta, \eta') = \int \frac{\varphi_{\infty}(\zeta)}{\varphi_{\infty}(\eta')} \frac{\zeta^m}{(\eta')^{m+1}} \frac{f(\mu, \zeta/\eta')}{\zeta - \eta} d\zeta, \quad (27)$$

where the integral is taken over a circle with center zero and radius in the interval $(1, r/\tau)$.

Lemma 4. With λ given by (24) we have

$$\det(I + \lambda K_2(I + R)) = \det(I + \mu J).$$

Proof. Our operators K_1 and K_2 may be taken to act on a circle with radius $r \in (1, \tau^{-1})$. From Proposition 5 and the identity

$$\varphi_n(\zeta) = \frac{\varphi_{\infty}(\zeta)}{\varphi_{\infty}(\tau^n \zeta)}$$

we obtain

$$K_2 R(\eta, \eta') = \sum_{n=1}^{\infty} \lambda^n \int \frac{\varphi_{\infty}(\zeta)}{\varphi_{\infty}(\tau^{n+1}\zeta)} \frac{d\zeta}{(\zeta - \tau\eta)(\eta' - \tau^n\zeta)}.$$

Here $|\zeta| = r$ but by analyticity we may take any radius such that

$$1 < |\zeta| < \tau^{-1}r.$$

This is equal to

$$\sum_{n=1}^{\infty} \lambda^n \int \frac{\varphi_{\infty}(\zeta)}{\zeta - \tau\eta} d\zeta \int \frac{1}{\varphi_{\infty}(u\zeta)(\eta' - u\zeta/\tau)} \frac{du}{u - \tau^{n+1}},$$

as long as on the circle of u -integration we have

$$\tau^2 < |u| < \tau r/|\zeta|.$$

We use

$$\frac{1}{u - \tau^{n+1}} = \sum_{k=0}^{\infty} \frac{\tau^{(n+1)k}}{u^{k+1}}$$

and sum over n first to get

$$\sum_{k=0}^{\infty} \frac{\tau^{2k}\lambda}{1 - \tau^k\lambda} \int \frac{\varphi_{\infty}(\zeta)}{\zeta - \tau\eta} d\zeta \int \frac{1}{\varphi_{\infty}(u\zeta)(\eta' - u\zeta/\tau)} \frac{du}{u^{k+1}}.$$

If we assume also that

$$\tau < |u| < \tau r/|\zeta|, \text{ which requires also that } 1 < |\zeta| < r, \quad (28)$$

we may rewrite this as

$$\begin{aligned} & \sum_{k=0}^{\infty} \frac{\tau^k\lambda}{1 - \tau^k\lambda} \int \frac{\varphi_{\infty}(\zeta)}{\zeta - \tau\eta} d\zeta \int \frac{1}{\varphi_{\infty}(u\zeta)(\eta' - u\zeta/\tau)} \frac{du}{u^{k+1}} \\ & - \sum_{k=0}^{\infty} \tau^k \int \frac{\varphi_{\infty}(\zeta)}{\zeta - \tau\eta} d\zeta \int \frac{1}{\varphi_{\infty}(u\zeta)(\eta' - u\zeta/\tau)} \frac{du}{u^{k+1}}, \end{aligned}$$

because both series converge.

Summing the second series gives

$$- \int \frac{\varphi_{\infty}(\zeta)}{\zeta - \tau\eta} d\zeta \int \frac{du}{\varphi_{\infty}(u\zeta)(\eta' - u\zeta/\tau)(u - \tau)}.$$

Since $\varphi_\infty(u\zeta)$ is analytic and nonzero inside the u -contour (since $|u\zeta| < \tau r < 1$) and τ is inside and $\tau\eta'/\zeta$ outside this equals

$$-\int \frac{\varphi_\infty(\zeta)}{\varphi_\infty(\tau\zeta)} \frac{d\zeta}{(\zeta - \tau\eta)(\eta' - \zeta)} = -\int \frac{\varphi(\zeta)}{(\zeta - \tau\eta)(\eta' - \zeta)} d\zeta.$$

If we expand the contour so that

$$|\zeta| > r$$

then we pass the pole at $\zeta = \eta'$ and get

$$-\frac{\varphi(\eta')}{\eta' - \tau\eta} - \int_{|\zeta|>r} \frac{\varphi(\zeta)}{(\zeta - \tau\eta)(\eta' - \zeta)} d\zeta.$$

The first summand is exactly $-K_2(\eta, \eta')$, so have shown

$$\begin{aligned} K_2(I + R)(\eta, \eta') &= -\int_{|\zeta|>r} \frac{\varphi(\zeta)}{(\zeta - \tau\eta)(\eta' - \zeta)} d\zeta \\ &+ \sum_{k=0}^{\infty} \frac{\tau^k}{1 - \tau^k \lambda} \int \frac{\varphi_\infty(\zeta)}{\zeta - \tau\eta} d\zeta \int \frac{1}{\varphi_\infty(u\zeta)(\eta' - u\zeta/\tau)} \frac{du}{u^{k+1}}. \end{aligned} \quad (29)$$

If the index k were negative then the u -integration would give zero since the integrand would be analytic inside the u -contour. Therefore the sum over k can be taken from $-\infty$ to ∞ .

The integration domains in the double integral are given in (28). If we make the variable change $u \rightarrow u/\zeta$ in the integral the sum becomes

$$J_0(\eta, \eta') = \sum_{k=-\infty}^{\infty} \frac{\tau^k}{1 - \tau^k \lambda} \int \frac{\varphi_\infty(\zeta)}{\zeta - \tau\eta} \zeta^k d\zeta \int \frac{1}{\varphi_\infty(u)(\eta' - u/\tau)} \frac{du}{u^{k+1}},$$

and the new conditions are

$$1 < |\zeta| < r, \quad \tau|\zeta| < |u| < \tau r.$$

The first operator on the right side of (29) is analytic for $|\eta|, |\eta'| \leq r$. The kernel $J_0(\eta, \eta')$ is analytic for $|\eta| \leq r$. It follows by Proposition 2 that the Fredholm determinant of the sum of the two, i.e., of $K_2(I + R)$, equals the Fredholm determinant of J_0 .

Now we use (24). Substituting $k \rightarrow m + k$ in the first sum below we find that

$$\sum_{k=-\infty}^{\infty} \frac{\tau^k}{1 - \tau^k \lambda} \left(\frac{\zeta}{u}\right)^k = \tau^m \left(\frac{\zeta}{u}\right)^m \sum_{k=-\infty}^{\infty} \frac{\tau^k}{1 - \tau^k \mu} \left(\frac{\zeta}{u}\right)^k = \tau^m \left(\frac{\zeta}{u}\right)^m f(\mu, \zeta/u).$$

Thus

$$J_0(\eta, \eta') = \tau^m \int \int \frac{\varphi_\infty(\zeta)}{\varphi_\infty(u)} \left(\frac{\zeta}{u}\right)^m \frac{f(\mu, \zeta/u)}{(\zeta - \tau\eta)(\eta' - u/\tau)} d\zeta \frac{du}{u}.$$

This has the same Fredholm determinant as

$$\tau^{-1} J_0(\tau^{-1}\eta, \tau^{-1}\eta') = \tau^m \int \int \frac{\varphi_\infty(\zeta)}{\varphi_\infty(u)} \left(\frac{\zeta}{u}\right)^m \frac{f(\mu, \zeta/u)}{(\zeta - \eta)(\eta' - u)} d\zeta \frac{du}{u},$$

where now the operator acts on a circle with radius $r \in (\tau, 1)$ and in the integral

$$1 < |\zeta| < r/\tau, \quad \tau|\zeta| < |u| < r.$$

We now do something similar to what we did before. If we move the u -integral outward, so that $r < |u| < 1$ on the new contour, we pass the pole at $u = \eta'$, which gives the contribution

$$\tau^m \int \frac{\varphi_\infty(\zeta)}{\varphi_\infty(\eta')} \frac{\zeta^m}{(\eta')^{m+1}} \frac{f(\mu, \zeta/\eta')}{\zeta - \eta} d\zeta = \lambda^{-1} \mu J(\eta, \eta').$$

(The function $f(\mu, \zeta/u)$ remains analytic in u during the deformation.) The new double integral is a kernel analytic for $|\eta|, |\eta'| \leq r$ and $J(\eta, \eta')$ is analytic for $|\eta| \leq r$. Therefore by Proposition 2

$$\det(I + \lambda K_2(I + R)) = \det(I + \mu J).$$

The conditions on r and $|\zeta|$ under which we obtained this were $r \in (\tau, 1)$ and $1 < |\zeta| < r/\tau$. These may be relaxed as in the statement of the lemma because we may deform the η - and ζ -contours without passing a singularity of the integrand, and use Proposition 1. \square

Remark. The lemma was proved under the assumption that $\tau > 0$. The only occurrence of τ in $\mu J(\eta, \eta')$ is in $\mu f(\zeta/\eta')$ and as $\tau \rightarrow 0$ this tends to $\zeta/(\eta' - \zeta)$. Since the probabilities $\mathbb{P}(x_m(t) \leq x)$ are continuous in p at $p = 0$ ¹¹ the integral fomula we derived for the probability holds for $p = 0$ as well, with this replacement for $\mu f(\zeta/\eta')$. The asymptotics that follow are actually simpler in this case.

We now explain where the constants c_1 and c_2 come from. When we to do a saddle point analysis of the integral in (27) the first step is to write $\varphi_\infty(\zeta) \zeta^m$ as the exponential of

$$-x \log(1 - \zeta) + t \frac{\zeta}{1 - \zeta} + m \log \zeta,$$

¹¹This follows, for example, from formula (2) of [8].

and differentiate this to get the saddle point equation

$$\frac{x}{1-\zeta} + \frac{t}{(1-\zeta)^2} + \frac{m}{\zeta} = 0,$$

or

$$(m-x)\zeta^2 + (x+t-2m)\zeta + m = 0.$$

The transition of the asymptotics occurs when the two saddle points coincide, which is when

$$(x+t-2m)^2 = 4m(m-x).$$

This gives

$$m = \frac{(x+t)^2}{4t}.$$

Setting $m = \sigma t$ and $x = c_1 t$ gives

$$\sigma = \frac{(c_1+1)^2}{4},$$

or $c_1 = -1 \pm 2\sqrt{\sigma}$. Since c_1 should be increasing with σ we take the positive square root in (4). The saddle point is at

$$\xi = -\sqrt{\sigma}/(1-\sqrt{\sigma}).$$

We compute that if x is given by (26) precisely and we set

$$\varphi_\infty(\zeta)\zeta^m = \varphi_\infty(\xi)\xi^m e^{\psi(\zeta)},$$

then in a neighborhood of $\zeta = \xi$

$$\psi(\zeta) = -c_3^3 t (\zeta - \xi)^3/3 + c_3 s t^{1/3} (\zeta - \xi) + O(t(\zeta - \xi)^4) + O(t^{1/3} (\zeta - \xi)^2), \quad (30)$$

where

$$c_3 = \sigma^{-1/6} (1 - \sigma^{1/2})^{5/3}.$$

(It is only with c_2 as given in (4) that the coefficients of t and $t^{1/3}$ are related this way.)

Carrying out the details, we define

$$\psi_0(\zeta) = -c_1 \log(1-\zeta) + \frac{\zeta}{1-\zeta} + \sigma \log \zeta, \quad \psi_1(\zeta) = \psi_0(\zeta) - \psi_0(\xi).$$

There are two steepest descent curves, an outer one Γ_o and an inner one Γ_i . (See Fig. 0. All curves are for the case $\sigma = 1/4$.) Both pass through ξ and have cusps at 1. The outer one emanates from ξ in the directions $\pm 2\pi/3$ and has an inner-pointing

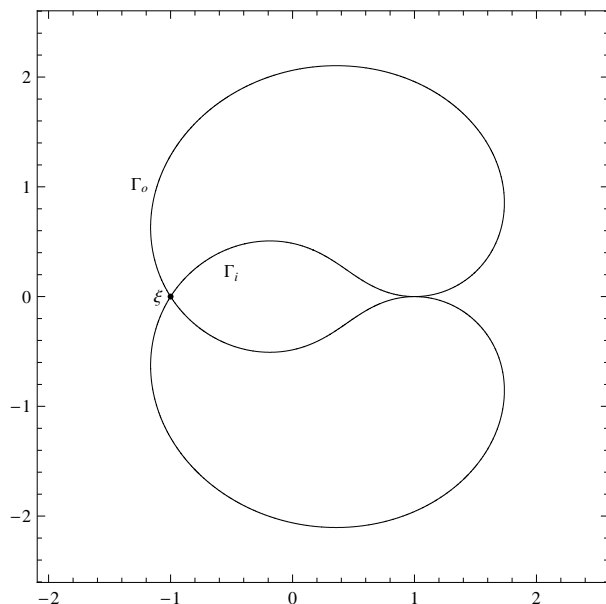


Figure 0: Steepest descent curves Γ_o and Γ_i for ψ_1 . The point ξ is the location of the saddle point.

cusps at $\zeta = 1$. On it, $\text{Re}(\psi_1(\zeta))$ has its maximum of zero at $\zeta = \xi$ and tends to $-\infty$ at the cusp. The inner one emanates from ξ in the directions $\pm\pi/3$ and has an outer-pointing cusp at $\eta = 1$. On it, $\text{Re}(\psi_1(\eta))$ has its minimum of zero at $\eta = \xi$ and tends to $+\infty$ at the cusp.

We would like to deform the η -contour for J , which is a circle with radius $r < 1$, to Γ_i and apply Proposition 1 to assure that the Fredholm determinant doesn't change. The ζ -contour started out as a circle with radius slightly bigger than one. We may deform the η -contour as described if we deform the ζ -contour simultaneously, assuring that the ζ -contour is always just outside the η , η' -contour, so that in particular we don't pass a singularity of $f(\mu, \zeta/\eta')$. Next we want to expand the ζ -contour outward to Γ_o , but in the process we might encounter a singularity of $f(\mu, \zeta/\eta')$, and this causes a problem. It will happen if a ray from zero meets Γ_i at a point η and Γ_o at ζ and $\eta/\zeta \leq \tau$. This will not happen if τ is close enough to zero but will happen if τ is close enough to one.

But we do not have to use the steepest descent curves, and the next lemma says that we can always find curves passing through ξ in the right directions that do the job. The main point is that during the simultaneous deformation of the ζ and η -contours no singularity of the integrand is passed. This means that (except at ξ) the η -contour is strictly inside the ζ -contour, 1 is between the two, and if a ray from zero

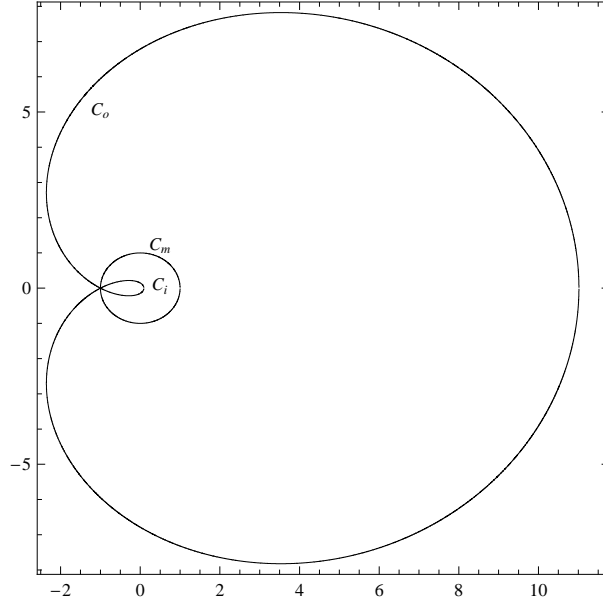


Figure 1: Curves C_o , C_m and C_i defined by $\text{Re}(\psi_1) = 0$.

hits meets the ζ -contour at ζ and the η -contour at η , then the ratio η/ζ is strictly greater than τ . Thus we will have to make this ratio as close to one as desired.

Lemma 5. There are disjoint closed curves Γ_η and Γ_ζ with the following properties.

- (i) The part of Γ_η in a neighborhood N_η of $\eta = \xi$ is a pair of rays from ξ in the directions $\pm\pi/3$ and the part of Γ_ζ in a neighborhood N_ζ of $\zeta = \xi$ is a pair of rays from $\xi - t^{-1/3}$ in the directions $\pm 2\pi/3$.
- (ii) For some $\delta > 0$ we have $\text{Re}(\psi_1(\zeta)) < -\delta$ on $\Gamma_\zeta \setminus N_\zeta$ and $\text{Re}(\psi_1(\eta)) > \delta$ on $\Gamma_\eta \setminus N_\eta$.
- (iii) The circular η and ζ -contours for J can be simultaneously deformed to Γ_η and Γ_ζ , respectively, so that during the deformation the integrand in (27) remains analytic in all variables.

Proof.¹² From the local behavior of ψ_1 near ξ ,

$$\psi_1(\zeta) \sim -c_3^3 (\zeta - \xi)^3 / 3, \quad (31)$$

and its global behavior we see that the set where $\text{Re}(\psi_1) = 0$ consists of three closed curves meeting at ξ . (See Fig. 1.) One, which we call C_i since it is the inside one, has the tangent directions $\pm\pi/6$ at ξ and meets the real line at a point in $(0, 1)$; another, which we call C_m because it is the middle one, has the tangent directions $\pm\pi/2$ at ξ and meets the real line at 1; the third, which we call C_o since it is the outside one,

¹²The reader satisfied with an assumption that τ is small enough need not read what follows.

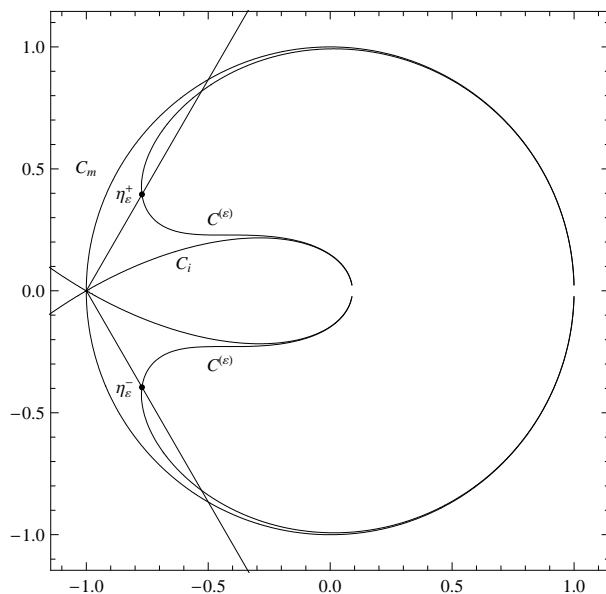


Figure 2: Curves $C^{(\epsilon)}$, C_m , C_i and rays $\arg(\eta - \xi) = \pm\pi/3$ used in the construction of Γ_η .

has the tangent directions $\pm 5\pi/6$ at ξ and meets the real line at a point in $(1, \infty)$. We have $\text{Re}(\psi_1) < 0$ inside C_i , $\text{Re}(\psi_1) > 0$ between C_i and C_m , $\text{Re}(\psi_1) > 0$ between C_m and C_o , and $\text{Re}(\psi_1) > 0$ outside C_o . (All these may be seen by taking appropriate points in the regions and using the fact that they are connected.) Our curves Γ_η and Γ_ζ will be very close to C_m , the first inside it and the second outside it.

The set where $\text{Re}(\psi_1) = \epsilon$, with ϵ small and positive, consists of two curves, one lying between C_i and C_m and tangent to C_m at $\eta = 1$, and the other outside C_o . We are interested in the first, which we call $C^{(\epsilon)}$. (See Fig. 2.) Except for a neighborhood of ξ , one part of $C^{(\epsilon)}$ is very close to C_m and inside it and the other very close to C_i and outside it. These are joined near ξ by smooth curves. The rays $\arg(\eta - \xi) = \pm\pi/3$ meet $C^{(\epsilon)}$ at points η_ϵ^+ and η_ϵ^- close to ξ . The curve Γ_η is described as follows: it goes from ξ in the direction $-\pi/3$ until η_ϵ^- , then it takes a right turn and goes counterclockwise around $C^{(\epsilon)}$ (it will be very close to C_m the while) until η_ϵ^+ , and then it goes backwards along the ray with direction $\pi/3$ until returning to ξ . (Actually, we modify this by making a semi-circular indentation around $\eta = 1$ to the left.)

The curve Γ_ζ is obtained similarly. The set where $\text{Re}(\psi_1) = -\epsilon$ consists of two curves, one lying inside C_i and the other between C_m and C_o and tangent to C_m at $\zeta = 1$. We are interested in the second, which we call $C^{(-\epsilon)}$. (See Fig. 3.) Except for a neighborhood of ξ , one part of $C^{(-\epsilon)}$ is very close to C_m and outside it and the

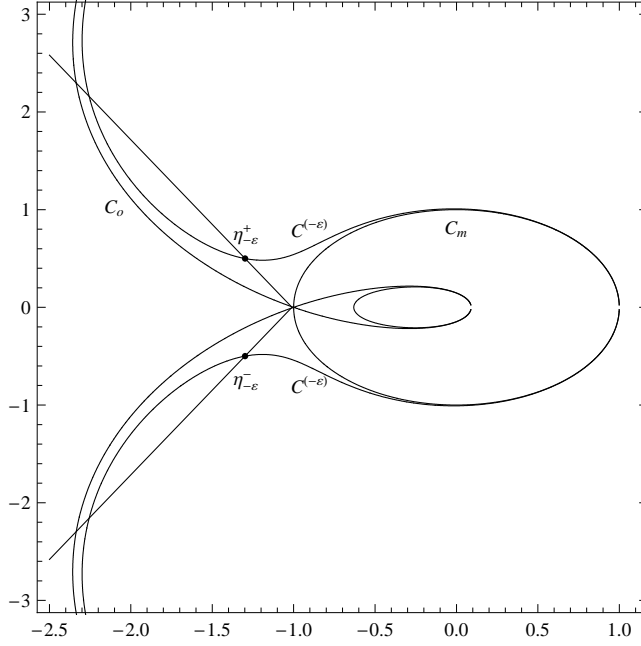


Figure 3: Curves $C^{(-\epsilon)}$, C_m , C_o and rays $\arg(\zeta - \xi + t^{-1/3}) = \pm 2\pi/3$ used in the construction of Γ_ζ .

other very close to C_o and inside it. These are joined near ξ by smooth curves. The rays $\arg(\zeta - \xi + t^{-1/3}) = \pm 2\pi/3$ meet the curves at points $\eta_{-\epsilon}^+$ and $\eta_{-\epsilon}^-$ near ξ . The curve Γ_ζ is described as follows: it goes from $\xi - t^{-1/3}$ in the direction $-2\pi/3$ until $\eta_{-\epsilon}^-$, then it takes a left turn and goes counterclockwise around $C^{(-\epsilon)}$ (it will be very close to C_m the while) until $\eta_{-\epsilon}^+$, and then it goes backwards along ray with direction $2\pi/3$ until returning to $\xi - t^{-1/3}$. (We modify this by making a small semi-circular indentation around $\zeta = 1$ to the right.)

Let us see why the three stated conditions are satisfied. The first is obvious. The bounds in the second are clear on the curved parts of the contours, and is easy to see from (31) on the line segments near ξ . As for (iii), the ζ and η -contours start out as just outside and just inside the unit circle, respectively. We may simultaneously deform these contours to just outside and inside C_m , respectively, without passing any singularity of the integrand in (27), as long as the contours remain close enough to each other (and bounded away from zero). Then a further small deformation takes them to Γ_ζ and Γ_η . \square

Proof of Theorem 3. By part (iii) of the lemma and Proposition 1 the determinant is unchanged if J acts on Γ_η and the integral in (27) is over Γ_ζ . The operator μJ is

the product AB , where $A : L^2(\Gamma_\zeta) \rightarrow L^2(\Gamma_\eta)$ and $B : L^2(\Gamma_\eta) \rightarrow L^2(\Gamma_\zeta)$ have kernels

$$A(\eta, \zeta) = \frac{e^{\psi(\zeta)}}{\zeta - \eta}, \quad B(\zeta, \eta) = \frac{\mu f(\mu, \zeta/\eta)}{\eta e^{\psi(\eta)}}.$$

Aside from the factors involving ψ both kernels are uniformly $O(t^{1/3})$, due to the fact that the ζ -contour was shifted to the left by $t^{-1/3}$ near ξ . It follows from this and (ii) that if we restrict the kernels to either $\zeta \in \Gamma_\zeta \setminus N_\zeta$ or $\eta \in \Gamma_\eta \setminus N_\eta$ the resulting product has exponentially small trace norm. So for the limit of the determinant we may replace the contours by their portions in N_ζ and N_η , which are rays. Using (30) we see that we may further restrict η and ζ to t^{-a} -neighborhoods of ξ as long as $a < 1/3$, because with either variable outside such a neighborhood the product has trace norm $O(e^{-\delta t^{1-3a}})$.

On these segments of rays we make the replacements

$$\eta \rightarrow \xi + c_3^{-1} t^{-1/3} \eta, \quad \eta' \rightarrow \xi + c_3^{-1} t^{-1/3} \eta', \quad \zeta \rightarrow \xi + c_3^{-1} t^{-1/3} \zeta.$$

The new η -contour consists of the rays from 0 to $c_3 t^{1/3-a} e^{\pm\pi i/3}$ while the new ζ -contour consists of the rays from $-c_3$ to $-c_3 + c_3 t^{1/3-a} e^{\pm 2\pi i/3}$. In the rescaled kernels the factor $1/(\zeta - \eta)$ in $A(\zeta, \eta)$ remains the same. Because near $z = 1$,

$$f(\mu, z) = O\left(\frac{1}{|1-z|}\right) \quad \text{and} \quad f(\mu, z) = \frac{\mu^{-1}}{1-z} + O(1),$$

the factor $\mu f(\mu, \zeta/\eta)/\eta$ in $B(\eta, \zeta)$ becomes

$$O\left(\frac{1}{|\eta - \zeta|}\right) \quad \text{and} \quad \frac{1}{\eta - \zeta} + O(t^{-1/3}) \tag{32}$$

after the rescaling. (The μ and η appearing as they do is *very nice*.)

As for the factors $e^{\psi(\zeta)}$ and $e^{-\psi(\eta)}$ we see from (30) that for some $\delta > 0$ after scaling they are $O(e^{-\delta|\zeta|^3})$ and $O(e^{-\delta|\eta|^3})$, respectively, on their respective contours. Thus the rescaled kernels are bounded by constants times

$$\frac{e^{-\delta|\zeta|^3}}{|\zeta - \eta|}, \quad \frac{e^{-\delta|\eta|^3}}{|\eta - \zeta|},$$

respectively, which are Hilbert-Schmidt, i.e., L^2 . (Notice that after the scaling $\zeta - \eta$ becomes bounded away from zero.) It follows that convergence in Hilbert-Schmidt norm of the rescaled operators A and B , and so trace norm convergence of their product, would be a consequence of pointwise convergence of their kernels.

The error term in (32) goes to zero pointwise. If also $a > 1/4$, which we may assume, the error terms in (30) go to zero and we see that the kernels have pointwise limits

$$\frac{e^{-\zeta^3/3+s\zeta}}{\zeta-\eta}, \quad \frac{e^{\eta^3/3-s\eta}}{\eta-\zeta},$$

respectively. Therefore we have found for μJ the limiting rescaled kernel

$$\int_{\Gamma_\zeta} \frac{e^{-\zeta^3/3+s\zeta+(\eta')^3/3-s\eta'}}{(\zeta-\eta)(\eta'-\zeta)} d\zeta. \quad (33)$$

The four rays constituting the rescaled contours Γ_ζ and Γ_η in the limit go to infinity: the limiting Γ_ζ consists of the the rays from $-c_3$ to $-c_3 + \infty e^{\pm 2\pi i/3}$ while the limiting Γ_η consists of the the rays from 0 to $\infty e^{\pm \pi i/3}$.

For $\zeta \in \Gamma_\zeta$ and $\eta' \in \Gamma_\eta$ we have $\operatorname{Re}(\zeta - \eta') < 0$, so we may write

$$\frac{e^{s(\zeta-\eta')}}{\eta' - \zeta} = \int_s^\infty e^{x(\zeta-\eta')} dx.$$

Hence (33) equals

$$\int_s^\infty \int_{\Gamma_\zeta} \frac{e^{-\zeta^3/3+(\eta')^3/3+x(\zeta-\eta')}}{\zeta-\eta} d\zeta dx.$$

The operator may be written as a product ABC where the factors have kernels

$$A(\eta, \zeta) = \frac{e^{-\zeta^3/3}}{\zeta-\eta}, \quad B(\zeta, x) = e^{x\zeta}, \quad C(x, \eta) = e^{-x\eta+\eta^3/3}.$$

These are all Hilbert-Schmidt. The operator CAB , which has the same Fredholm determinant, acts on $L^2(s, \infty)$ and has kernel

$$\begin{aligned} & \int_{\Gamma_\zeta} \int_{\Gamma_\eta} C(x, \eta) A(\eta, \zeta) B(\zeta, y) d\eta d\zeta \\ &= \int_{\Gamma_\zeta} \int_{\Gamma_\eta} \frac{e^{-\zeta^3/3+\eta^3/3+y\zeta-x\eta}}{\zeta-\eta} d\eta d\zeta = -K_{\text{Airy}}(x, y), \end{aligned}$$

where

$$K_{\text{Airy}}(x, y) = \int_0^\infty \operatorname{Ai}(z+x) \operatorname{Ai}(z+y) dz.^{13}$$

¹³The reason the double integral equals $-K_{\text{Airy}}(x, y)$ is that applying the operator $\partial/\partial x + \partial/\partial y$ to the two kernels gives the same result, $\operatorname{Ai}(x) \operatorname{Ai}(y)$, so they differ by a function of $x - y$. Since both kernels go to zero as x and y go to $+\infty$ independently this function must be zero.

Hence

$$\det(I + \mu J) \rightarrow \det(I - K_{\text{Airy}} \chi_{(s, \infty)}) = F_2(s).$$

The convergence is clearly uniform for μ on its fixed circle, and it is easy to see that it is uniform in the neighborhood of any fixed σ and therefore for σ in any compact subset of $(0, 1)$. This completes the proof. \square

Acknowledgment

This work was supported by the National Science Foundation through grants DMS-0553379 (first author) and DMS-0552388 (second author).

References

- [1] Balázs, M., Seppäläinen, T.: Order of current variance and diffusivity in the asymmetric simple exclusion process. preprint, arXiv:0608400.
- [2] Gohberg, I. C, Krein, M. G.: *Introduction to the Theory of Linear Nonselfadjoint Operators*. Transl. Amer. Math. Soc. **13**, Providence (1969).
- [3] Johansson, K.: Shape fluctuations and random matrices. *Commun. Math. Phys.* **209**, 437–476 (2000).
- [4] Kardar, M., Parisi, G., Zhang, Y-C.: Dynamic scaling of growing interfaces. *Phys. Rev. Lett.* **56**, 889–892 (1986).
- [5] Liggett, T.M.: *Interacting Particle Systems*. [Reprint of the 1985 original.] Berlin, Springer-Verlag, 2005.
- [6] Quastel, J., Valkó, B.: $t^{1/3}$ superdiffusivity of finite-range asymmetric exclusion processes on \mathbb{Z} , *Commun. Math. Phys.* **273**, 379–394 (2007).
- [7] Tracy, C. A., Widom, H.: Level-spacing distributions and the Airy kernel. *Commun. Math. Phys.* **159**, 151–174 (1994).
- [8] Tracy, C. A., Widom, H.: A Fredholm determinant representation in ASEP. *J. Stat. Phys.* **132**, 291–300 (2008).