

What can we learn from the Interacting Boson Model in the limit of large boson numbers?

Dennis Bonatsos^a, E. A. McCutchan^b, R. F. Casten^c

^a*Institute of Nuclear Physics, N.C.S.R. "Demokritos", GR-15310 Aghia Paraskevi, Attiki, Greece*

^b*Physics Division, Argonne National Laboratory, Argonne, Illinois 60439, USA*

^c*Wright Nuclear Structure Laboratory, Yale University, New Haven, Connecticut 06520-8124, USA*

Abstract

Over the years, studies of collective properties of medium and heavy mass nuclei in the framework of the Interacting Boson Approximation (IBA) model have focused on finite boson numbers, corresponding to valence nucleon pairs in specific nuclei. Attention to large boson numbers has been motivated by the study of shape/phase transitions from one limiting symmetry of IBA to another, which become sharper in the large boson number limit, revealing in parallel regularities previously unnoticed, although they survive to a large extent for finite boson numbers as well. Several of these regularities will be discussed. It will be shown that in all of the three limiting symmetries of the IBA [U(5), SU(3), and O(6)], energies of 0^+ states grow linearly with their ordinal number. Furthermore, it will be proved that the narrow transition region separating the symmetry triangle of the IBA into a spherical and a deformed region is described quite well by the degeneracies $E(0_2^+) = E(6_1^+)$, $E(0_3^+) = E(10_1^+)$, $E(0_4^+) = E(14_1^+)$, the energy ratio $E(6_1^+)/E(0_2^+)$ turning out to be a simple, empirical, easy-to-measure effective order parameter, distinguishing between first- and second-order transitions. The energies of 0^+ states near the point of the first order shape/phase transition between U(5) and SU(3) will be shown to grow as $n(n+3)$, where n is their ordinal number, in agreement with the rule dictated by the relevant critical point symmetries studied in the framework of special solutions of the Bohr Hamiltonian. The underlying dynamical and quasi-dynamical symmetries are also discussed.

Collective phenomena in atomic nuclei are described in terms of two complementary models, the algebraic Interacting Boson Approximation (IBA) model [1], and the geometrical collective model [2,3]. In the former, s and d bosons (bosons of angular momentum 0 and 2 respectively) are used, while in the latter the collective variables β (the ellipsoidal deformation) and γ (a mea-

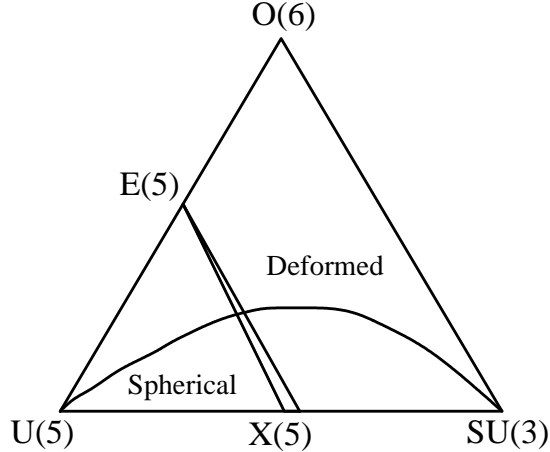


Fig. 1. IBA symmetry triangle with the three dynamical symmetries. The critical point models $E(5)$ and $X(5)$ are placed close to the phase transition region (slanted lines). The solid curve indicates the Alhassid-Whelan arc of regularity. Adopted from Ref. [5].

sure of axial asymmetry) occur. The characteristic nuclear shapes occurring in the IBA are depicted at the vertices of the symmetry triangle [4] of the model (Fig. 1), labeled by their underlying dynamical symmetries, which are i) $U(5)$, corresponding to near-spherical (vibrational) nuclei, ii) $SU(3)$, representing axially symmetric prolate deformed (rotational) nuclei, and iii) $O(6)$, describing nuclei soft with respect to axial asymmetry (γ -unstable).

Shape/phase transitions from one nuclear shape to another were first discussed in the context of the IBA in Ref. [6], applying catastrophe theory to the energy functional [7] obtained in the classical limit of the IBA Hamiltonian through the use of the coherent state formalism [8,9]. A first order phase transition (in the Ehrenfest classification) has been found between the limiting symmetries $U(5)$ and $SU(3)$, while a second order phase transition has been located between $U(5)$ and $O(6)$. The spherical and deformed phases are separated by a narrow shape coexistence region [7] (also shown in Fig. 1), shrinking into the point of second order phase transition as the $U(5)$ - $O(6)$ line is approached.

More recently, shape/phase transitions have been considered also in the framework of the geometrical collective model, resulting in the introduction of the critical point symmetries $E(5)$ [10] and $X(5)$ [11]. $E(5)$, which corresponds to the second order transition between $U(5)$ and $O(6)$, is a special solution of the Bohr Hamiltonian [2] using a potential $u(\beta)$ independent of γ and having the shape of an infinite square well potential in β . $X(5)$, which corresponds to the first order transition between $U(5)$ and $SU(3)$, is a special solution of the Bohr Hamiltonian using a potential of the form $u(\beta) + v(\gamma)$, where $u(\beta)$ is the same as before, while $v(\gamma)$ is a steep harmonic oscillator centered around $\gamma = 0$. $E(5)$ and $X(5)$ are also shown in Fig. 1, close to the points of the second and first order phase transitions of the IBA, respectively.

Table 1

Order ν for states with any J , and for the special case of $J^\pi = 0^+$ states, in the geometrical models E(5), X(5), Z(5), Z(4), and X(3). J is the spin of the level, $\tau = J/2$, and n_w is the wobbling quantum number [3] which is zero for 0^+ states.

Model	ν	$\nu_{J=0^+}$	Model	ν	$\nu_{J=0^+}$
E(5)	$\tau + \frac{3}{2}$	$\frac{3}{2}$			
X(5)	$\sqrt{\frac{J(J+1)}{3} + \frac{9}{4}}$	$\frac{3}{2}$	Z(5)	$\frac{\sqrt{J(J+4)+3n_w(2J-n_w)+9}}{2}$	$\frac{3}{2}$
X(3)	$\sqrt{\frac{J(J+1)}{3} + \frac{1}{4}}$	$\frac{1}{2}$	Z(4)	$\frac{\sqrt{J(J+4)+3n_w(2J-n_w)+4}}{2}$	1

Table 2

(Left) Energies of 0^+ states in the E(5), Z(5), and X(5) models. Energies on the left are in units of $E(2_1^+) = 1.0$, while in the column Norm, in units $E(0_2^+) = 1.0$. The normalized results are identical for each of the models. The column IBA-Norm gives the normalized 0^+ energies for a large N_B IBA calculation near the critical point. (Middle) Same for the Z(4) model. (Right) Same for the X(3) model. Adopted from Ref. [5].

0_i^+	E(5)	Z(5)	X(5)	Norm	IBA-Norm	Z(4)	Norm	X(3)	Norm
0_1^+	0	0	0	0	0	0	0	0	0
0_2^+	3.03	3.91	5.65	1.0	1.0	2.95	1.0	2.87	1.0
0_3^+	7.58	9.78	14.12	2.50	2.48	7.60	2.57	7.65	2.67
0_4^+	13.64	17.61	25.41	4.50	4.62	13.93	4.71	14.34	5.00
0_5^+	21.22	27.39	39.53	7.00	7.13	21.95	7.43	22.95	8.00
0_6^+	30.31	39.12	56.47	10.00	9.85	31.65	10.72	33.47	11.67

The competition between regular behavior dictated by underlying symmetries and chaotic behavior corresponding to lack of symmetries, has been studied throughout the symmetry triangle of Fig. 1. A highly regular region has been found along the U(5)-O(6) line, expected because of the underlying O(5) symmetry known to be preserved along this line [12]. Quite surprisingly, another regular region [13], connecting U(5) to SU(3) and called the Alhassid–Whelan arc of regularity, has been found inside the triangle, as shown in Fig. 1. The symmetry underlying the arc is yet unknown.

0^+ states are particularly appropriate for the detection of underlying symmetries, because of the lack of centrifugal effects. As seen in Table 1, the critical point symmetries E(5) and X(5) mentioned above, as well as the Z(5) model [14] [a solution of the Bohr Hamiltonian similar to X(5), using an infinite square well in β , but with $v(\gamma)$ centered around $\pi/6$] possess as eigenfunctions the Bessel functions J_ν . While for $J \neq 0$ the order ν of the Bessel functions is different in each solution, for $J = 0$ the same order is obtained in all three

Table 3

0^+ bandheads in various (λ, μ) irreps of the $SU(3)$ limit of IBA. N stands for the boson number, N_B . Adopted from Ref. [5].

irrep	0^+	irrep	0^+
$(2N, 0)$	0		
$(2N-4, 2)$	1		
$(2N-8, 4)$	$(4N-6)/(2N-1)$	$(2N-6, 0)$	$(4N-3)/(2N-1)$
$(2N-12, 6)$	$(6N-15)/(2N-1)$	$(2N-10, 2)$	$(6N-10)/(2N-1)$
$(2N-16, 8)$	$(8N-28)/(2N-1)$	$(2N-14, 4)$	$(8N-21)/(2N-1)$

Table 4

0^+ bandheads in various (σ) irreps of the $O(6)$ limit of IBA. N stands for the boson number, N_B . Adopted from Ref. [5].

irrep	0^+	irrep	0^+	irrep	0^+	irrep	0^+	irrep	0^+
(N)	0	(N-2)	1	(N-4)	2	(N-6)	$3-3/N$	(N-8)	$4-8/N$

cases. As a result, 0^+ states in these models look different if normalized to the energy of the 2_1^+ state, but they become exactly identical if normalized to 0_2^+ , as seen in Table 2. Going further, one sees that in the latter normalization the energies of 0_n^+ states, where n is their ordinal number, follow the simple rule $n(n+3)$. This is due to the fact that the spectrum of the roots of the Bessel functions J_ν follows the $n(n+\nu+3/2)$ rule to a very good approximation for low ν , being exact for $\nu = 1/2$ [5]. As a consequence, 0_n^+ states in the $Z(4)$ model [15] [similar to $Z(5)$, but with γ fixed to $\pi/6$] follow the rule $n(n+2.5)$. Also, 0_n^+ states in the $X(3)$ model [16] [similar to $X(5)$, but with γ fixed to 0] follow the rule $n(n+2)$, as seen from Tables 1 and 2.

Taking into account the second order Casimir operator of the $E(5)$ algebra [15,17], the Euclidean algebra in 5 dimensions, one can see that the 0_n^+ states in $X(5)$ and $Z(5)$ represent a case of a partial dynamical symmetry [18] of Type I [19], a situation in which part of the states (the 0^+ states in the present case) preserve the whole symmetry.

What is a nontrivial result [5], is that an IBA calculation near the point of the first order phase transition leads to a spectrum of 0_n^+ states also following the $n(n+3)$ rule, dictated by infinite well potentials used in the Bohr Hamiltonian utilizing 5 degrees of freedom (the collective variables β, γ , as well as the three Euler angles), as seen in Table 2. IBA calculations are performed using the usual IBA Hamiltonian [20], involving two parameters (ζ, χ) . Large boson numbers can be reached using the recently developed IBAR code [21,22].

It should be noticed that the $n(n+3)$ behavior of the 0_n^+ states of the IBA

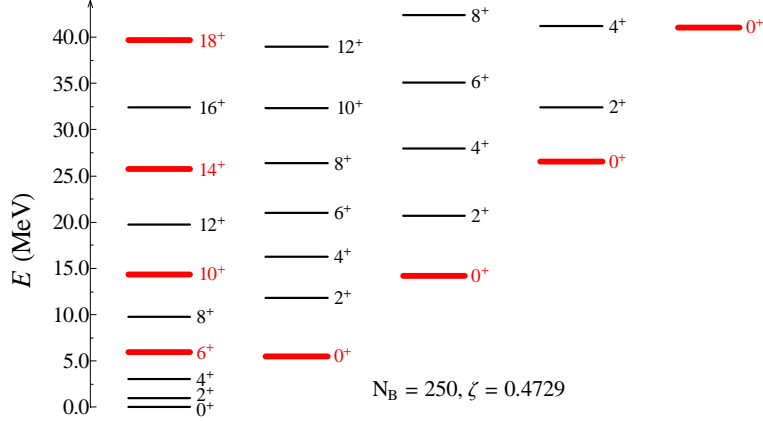


Fig. 2. Energies of low-lying states (normalized to $E(2_1^+) = 1$) of the usual IBA Hamiltonian [20] with $\chi = -\sqrt{7}/2$, $\zeta = 0.4729$, and $N_B = 250$. ζ was chosen to reproduce the approximate degeneracy of $E(0_2^+)$ and $E(6_1^+)$. Adopted from Ref. [23].

near the critical point of the first order phase transition is very different from the behavior of 0_n^+ states obtained in the three dynamical symmetries of the model. Indeed, in the U(5) limit the energies of 0^+ states increase linearly with the number of d bosons, i.e. with the phonon number. Analytical results for 0^+ bandheads in the SU(3) and O(6) limits of the IBA are shown in Tables 3 and 4. In both cases in the limit of large boson numbers a linear increase is obtained. We conclude that in all three dynamical symmetries of the IBA, 0_n^+ bandheads in the large boson number limit increase linearly, $E = An$.

The regular behavior of 0^+ states near the point of first order phase transition in the IBA invites a search for regularities of states with nonzero angular momenta. Indeed, as seen in Fig. 2 in an IBA calculation near the critical point, the 0^+ bandheads are approximately degenerate with alternate levels of the ground state band with $J/2$ odd.

Further investigation [23] of these degeneracies shows that the locus of the degeneracy $E(0_2^+) = E(6_1^+)$ [which is a hallmark of X(5)] in the IBA symmetry triangle is a straight line approaching the coexistence region in the limit of large boson numbers, as seen in Fig. 3. Similar results are obtained for the degeneracies $E(0_3^+) = E(10_1^+)$ and $E(0_4^+) = E(14_1^+)$. One concludes that these degeneracies characterize the coexistence region until the U(5)-O(6) line is approached.

The ratio $E(6_1^+)/E(0_2^+)$ [23], related to the first of the degeneracies mentioned above, turns out to be a simple empirical order parameter able to distinguish between a first order and a second order phase transition. Indeed, as seen in Fig. 4, this ratio exhibits the same behavior as the order parameter ν_2 used in Ref. [24]. A first order phase transition is seen for $\chi = -\sqrt{7}/2$, while a second order phase transition is seen for $\chi = 0$. The ratio exhibits a sharp maximum just before the critical point in the first case (the effect becoming stronger at

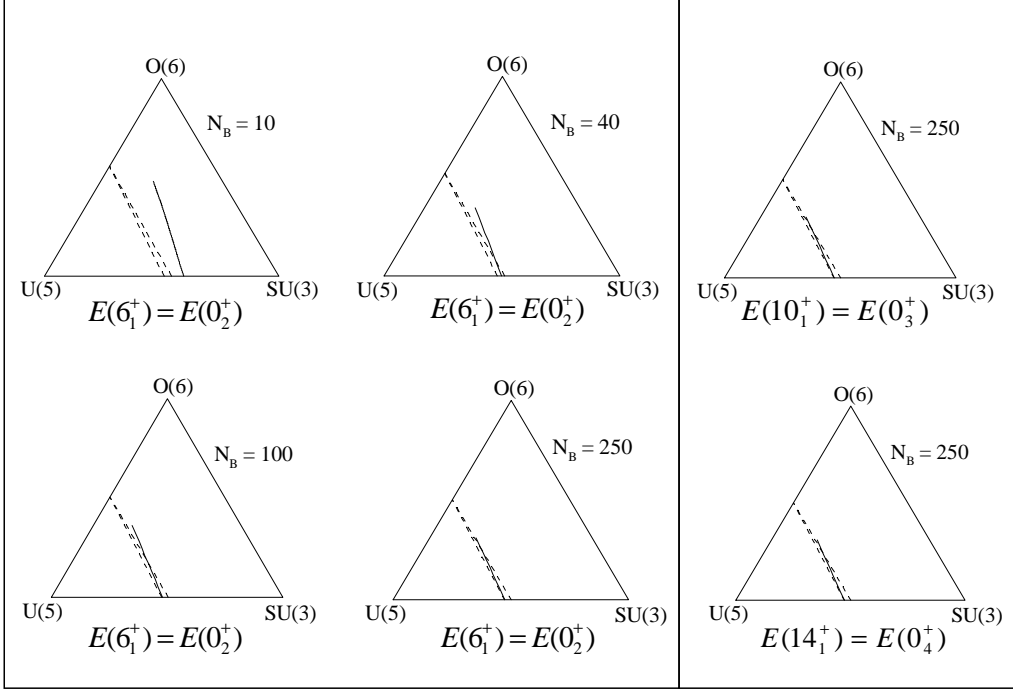


Fig. 3. (Left) Line of degeneracy between the 0_2^+ and 6_1^+ levels for $N_B = 10, 40, 100,$ and 250 in the IBA triangle. (Right) Line of degeneracy between the 0_3^+ and 10_1^+ levels for $N_B = 250$ (top) and between the 0_4^+ and 14_1^+ levels for $N_B = 250$ (bottom) in the IBA triangle. The dashed lines denote the critical region in the IBA obtained in the large N_B limit from the intrinsic state formalism. Adopted from Ref. [23].

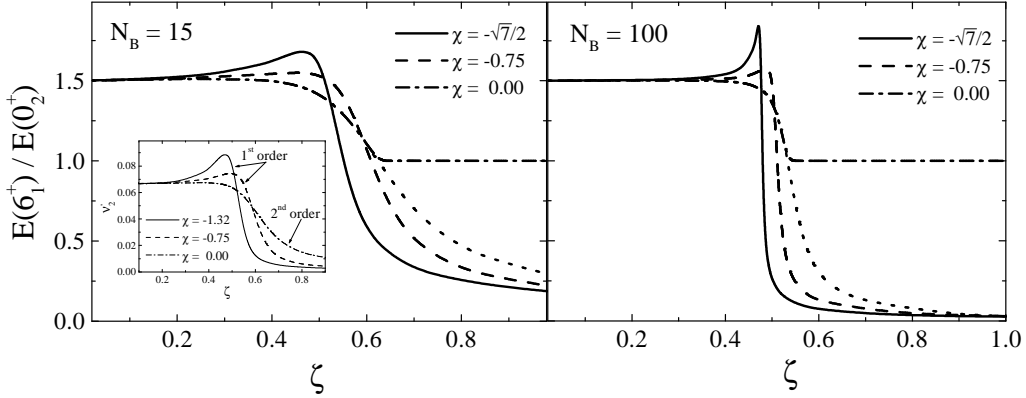


Fig. 4. The ratio $E(6_1^+)/E(0_2^+)$ as a function of ζ for three values of χ for (a) $N_B = 15$ and (b) $N_B = 100$. The inset to (a) shows the corresponding behavior for ν_2^+ [24]. Adopted from Ref. [23].

larger boson numbers), while in the second case its behavior is smooth.

Experimental data around the $N = 90$ isotones, the best empirical examples of X(5) [25,26,27,28,29], do exhibit in Fig. 5(a) a clear maximum just before $N = 90$, in agreement with the behavior expected for a first order phase

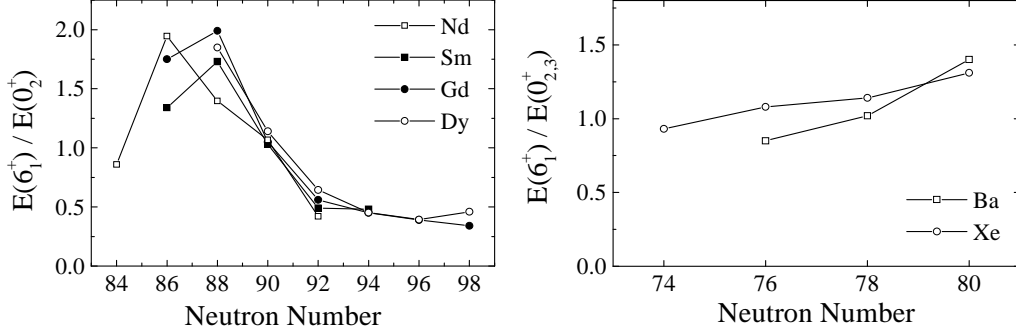


Fig. 5. (a) Experimental $E(6_1^+)/E(0_2^+)$ ratio as a function of neutron number for the Nd, Sm, Gd, and Dy isotopes. (b) Same for the Xe and Ba isotopes. For smaller neutron numbers, the 0_3^+ state was taken in the ratio if its $B(E2)$ decay was consistent with the $\sigma = N - 2$ state. This corresponds to $N = 74$ in Xe and $N = 76, 78$ in Ba. Valence (hole) neutron number increases to the left. Adopted from Ref. [23].

transition. In contrast, experimental data around ^{134}Ba , the best example of $E(5)$ [30,29], shows in Fig. 5(b) the smooth behavior expected for a second order transition.

In conclusion, the large boson number limit of IBA reveals many regularities for 0^+ states, the ones near the critical point of the first order phase transition being very close to the behavior obtained in critical point symmetries in the framework of the Bohr Hamiltonian. Degeneracies of 0^+ states with states of nonzero angular momentum turn out to characterize the coexistence region separating the spherical phase from the deformed one, while ratios of energies of such pairs of states, like $E(6_1^+)/E(0_2^+)$, turn out to serve as order parameters able to distinguish between first order and second order phase transitions. These degeneracies call for further investigations into finding the symmetries underlying them. The recent conjecture [31] of a partial $SU(3)$ dynamical symmetry underlying the Alhassid–Whelan arc of regularity is also receiving attention.

Work supported in part U.S. DOE Grant No. DE-FG02-91ER-40609 and under Contract DE-AC02-06CH11357.

References

- [1] F. Iachello, A. Arima, The Interacting Boson Model, Cambridge University Press, Cambridge, 1987.
- [2] A. Bohr, Mat. Fys. Medd. K. Dan. Vidensk. Selsk. 26 (1952) no. 14.
- [3] A. Bohr, B. R. Mottelson, Nuclear Structure, Vol. II, Benjamin, New York, 1975.

- [4] R. F. Casten, Nuclear Structure from a Simple Perspective, Oxford University Press, Oxford, 1990.
- [5] D. Bonatsos, E. A. McCutchan, R. F. Casten, Phys. Rev. Lett., accepted.
- [6] D. H. Feng, R. Gilmore, S. R. Deans, Phys. Rev. C 23 (1981) 1254.
- [7] F. Iachello, N. V. Zamfir, R. F. Casten, Phys. Rev. Lett. 81 (1998) 1191.
- [8] J. N. Ginocchio, M. W. Kirson, Phys. Rev. Lett. 44 (1980) 1744.
- [9] A. E. L. Dieperink, O. Scholten, F. Iachello, Phys. Rev. Lett. 44 (1980) 1747.
- [10] F. Iachello, Phys. Rev. Lett. 85 (2000) 3580.
- [11] F. Iachello, Phys. Rev. Lett. 87 (2001) 052502.
- [12] A. Leviatan, A. Novoselsky, I. Talmi, Phys. Lett. B 172 (1986) 144.
- [13] Y. Alhassid, N. Whelan, Phys. Rev. Lett. 67 (1991) 816–819.
- [14] D. Bonatsos, D. Lenis, D. Petrellis, P. A. Terziev, Phys. Lett. B 588 (2004) 172.
- [15] D. Bonatsos, D. Lenis, D. Petrellis, P. A. Terziev, I. Yigitoglu, Phys. Lett. B 621 (2005) 102.
- [16] D. Bonatsos, D. Lenis, D. Petrellis, P. A. Terziev, I. Yigitoglu, Phys. Lett. B 632 (2006) 238.
- [17] A. O. Barut, R. Raczka, Theory of Group Representations and Applications, World Scientific, Singapore, 1986.
- [18] Y. Alhassid, A. Leviatan, J. Phys. A: Math. Gen. 25 (1992) L1265.
- [19] A. Leviatan, Phys. Rev. Lett. 98 (2007) 242502.
- [20] V. Werner, N. Pietralla, P. von Brentano, R. F. Casten, R. V. Jolos, Phys. Rev. C 61 (2000) 021301(R).
- [21] R. J. Casperson, IBAR code (unpublished).
- [22] E. Williams, R. J. Casperson, V. Werner, Phys. Rev. C 77 (2008) 061302(R).
- [23] D. Bonatsos, E. A. McCutchan, R. F. Casten, R. J. Casperson, Phys. Rev. Lett. 100 (2008) 142501.
- [24] F. Iachello, N. V. Zamfir, Phys. Rev. Lett. 92 (2004) 212501.
- [25] R. F. Casten, N. V. Zamfir, Phys. Rev. Lett. 87 (2001) 052503.
- [26] R. Krücken, et al., Phys. Rev. Lett. 88 (2002) 232501.
- [27] D. Tonev, et al., Phys. Rev. C 69 (2004) 034334.
- [28] A. Dewald, et al., Eur. Phys. J. A 20 (2004) 173.
- [29] R. F. Casten, E. A. McCutchan, J. Phys. G: Nucl. Part. Phys. 34 (2007) R285.

[30] R. F. Casten, N. V. Zamfir, *Phys. Rev. Lett.* 85 (2000) 3584.

[31] M. Macek, P. Stránský, P. Cejnar, S. Heinze, J. Jolie, J. Dobeš, *Phys. Rev. C* 75 (2007) 064318.