

# Measurement of branching fractions of $B^0$ decays to $K_1(1270)^+\pi^-$ and $K_1(1400)^+\pi^-$

The *BABAR* Collaboration

October 29, 2018

## Abstract

We present a measurement of the branching fraction of neutral  $B$  meson decaying to final states containing a  $K_1$  meson, i.e.  $K_1(1270)$  and  $K_1(1400)$ , and a charged pion. The data, collected with the *BABAR* detector at the Stanford Linear Accelerator Center, represent 454 million  $B\bar{B}$  pairs produced in  $e^+e^-$  annihilation. We measure the branching fraction  $\mathcal{B}(B^0 \rightarrow K_1^+\pi^-) = (31.0 \pm 2.7 \pm 6.9) \times 10^{-6}$ , where the first error quoted is statistical and the second is systematic. In the framework of the  $K$ -matrix formalism used to describe these decays, we also set limits on the ratio of the production constants for the  $K_1(1270)^+$  and  $K_1(1400)^+$  mesons in  $B^0$  decays.

Submitted to the 34<sup>th</sup> International Conference on High-Energy Physics, ICHEP 08,  
30 July—5 August 2008, Philadelphia, Pennsylvania.

---

*Stanford Linear Accelerator Center, Stanford University, Stanford, CA 94309*

Work supported in part by Department of Energy contract DE-AC02-76SF00515.

The BABAR Collaboration,

B. Aubert, M. Bona, Y. Karyotakis, J. P. Lees, V. Poireau, E. Prencipe, X. Prudent, V. Tisserand  
*Laboratoire de Physique des Particules, IN2P3/CNRS et Université de Savoie, F-74941 Annecy-Le-Vieux,  
France*

J. Garra Tico, E. Grauges  
*Universitat de Barcelona, Facultat de Fisica, Departament ECM, E-08028 Barcelona, Spain*

L. Lopez<sup>ab</sup>, A. Palano<sup>ab</sup>, M. Pappagallo<sup>ab</sup>  
*INFN Sezione di Bari<sup>a</sup>; Dipartimento di Fisica, Università di Bari<sup>b</sup>, I-70126 Bari, Italy*

G. Eigen, B. Stugu, L. Sun  
*University of Bergen, Institute of Physics, N-5007 Bergen, Norway*

G. S. Abrams, M. Battaglia, D. N. Brown, R. N. Cahn, R. G. Jacobsen, L. T. Kerth, Yu. G. Kolomensky,  
G. Lynch, I. L. Osipenkov, M. T. Ronan,<sup>1</sup> K. Tackmann, T. Tanabe  
*Lawrence Berkeley National Laboratory and University of California, Berkeley, California 94720, USA*

C. M. Hawkes, N. Soni, A. T. Watson  
*University of Birmingham, Birmingham, B15 2TT, United Kingdom*

H. Koch, T. Schroeder  
*Ruhr Universität Bochum, Institut für Experimentalphysik 1, D-44780 Bochum, Germany*

D. Walker  
*University of Bristol, Bristol BS8 1TL, United Kingdom*

D. J. Asgeirsson, B. G. Fulsom, C. Hearty, T. S. Mattison, J. A. McKenna  
*University of British Columbia, Vancouver, British Columbia, Canada V6T 1Z1*

M. Barrett, A. Khan  
*Brunel University, Uxbridge, Middlesex UB8 3PH, United Kingdom*

V. E. Blinov, A. D. Bukin, A. R. Buzykaev, V. P. Druzhinin, V. B. Golubev, A. P. Onuchin,  
S. I. Serednyakov, Yu. I. Skovpen, E. P. Solodov, K. Yu. Todyshev  
*Budker Institute of Nuclear Physics, Novosibirsk 630090, Russia*

M. Bondioli, S. Curry, I. Eschrich, D. Kirkby, A. J. Lankford, P. Lund, M. Mandelkern, E. C. Martin,  
D. P. Stoker  
*University of California at Irvine, Irvine, California 92697, USA*

S. Abachi, C. Buchanan  
*University of California at Los Angeles, Los Angeles, California 90024, USA*

J. W. Gary, F. Liu, O. Long, B. C. Shen,<sup>1</sup> G. M. Vitug, Z. Yasin, L. Zhang  
*University of California at Riverside, Riverside, California 92521, USA*

---

<sup>1</sup>Deceased

V. Sharma

*University of California at San Diego, La Jolla, California 92093, USA*

C. Campagnari, T. M. Hong, D. Kovalskyi, M. A. Mazur, J. D. Richman

*University of California at Santa Barbara, Santa Barbara, California 93106, USA*

T. W. Beck, A. M. Eisner, C. J. Flacco, C. A. Heusch, J. Kroseberg, W. S. Lockman, A. J. Martinez,  
T. Schalk, B. A. Schumm, A. Seiden, M. G. Wilson, L. O. Winstrom

*University of California at Santa Cruz, Institute for Particle Physics, Santa Cruz, California 95064, USA*

C. H. Cheng, D. A. Doll, B. Echenard, F. Fang, D. G. Hitlin, I. Narsky, T. Piatenko, F. C. Porter  
*California Institute of Technology, Pasadena, California 91125, USA*

R. Andreassen, G. Mancinelli, B. T. Meadows, K. Mishra, M. D. Sokoloff

*University of Cincinnati, Cincinnati, Ohio 45221, USA*

P. C. Bloom, W. T. Ford, A. Gaz, J. F. Hirschauer, M. Nagel, U. Nauenberg, J. G. Smith, K. A. Ulmer,  
S. R. Wagner

*University of Colorado, Boulder, Colorado 80309, USA*

R. Ayad,<sup>2</sup> A. Soffer,<sup>3</sup> W. H. Toki, R. J. Wilson

*Colorado State University, Fort Collins, Colorado 80523, USA*

D. D. Altenburg, E. Feltresi, A. Hauke, H. Jasper, M. Karbach, J. Merkel, A. Petzold, B. Spaan, K. Wacker  
*Technische Universität Dortmund, Fakultät Physik, D-44221 Dortmund, Germany*

M. J. Kobel, W. F. Mader, R. Nogowski, K. R. Schubert, R. Schwierz, A. Volk

*Technische Universität Dresden, Institut für Kern- und Teilchenphysik, D-01062 Dresden, Germany*

D. Bernard, G. R. Bonneaud, E. Latour, M. Verderi

*Laboratoire Leprince-Ringuet, CNRS/IN2P3, Ecole Polytechnique, F-91128 Palaiseau, France*

P. J. Clark, S. Playfer, J. E. Watson

*University of Edinburgh, Edinburgh EH9 3JZ, United Kingdom*

M. Andreotti<sup>ab</sup>, D. Bettoni<sup>a</sup>, C. Bozzi<sup>a</sup>, R. Calabrese<sup>ab</sup>, A. Cecchi<sup>ab</sup>, G. Cibinetto<sup>ab</sup>, P. Franchini<sup>ab</sup>,  
E. Luppi<sup>ab</sup>, M. Negrini<sup>ab</sup>, A. Petrella<sup>ab</sup>, L. Piemontese<sup>a</sup>, V. Santoro<sup>ab</sup>

*INFN Sezione di Ferrara<sup>a</sup>; Dipartimento di Fisica, Università di Ferrara<sup>b</sup>, I-44100 Ferrara, Italy*

R. Baldini-Ferroli, A. Calcaterra, R. de Sangro, G. Finocchiaro, S. Pacetti, P. Patteri, I. M. Peruzzi,<sup>4</sup>  
M. Piccolo, M. Rama, A. Zallo

*INFN Laboratori Nazionali di Frascati, I-00044 Frascati, Italy*

A. Buzzo<sup>a</sup>, R. Contri<sup>ab</sup>, M. Lo Vetere<sup>ab</sup>, M. M. Macri<sup>a</sup>, M. R. Monge<sup>ab</sup>, S. Passaggio<sup>a</sup>, C. Patrignani<sup>ab</sup>,  
E. Robutti<sup>a</sup>, A. Santroni<sup>ab</sup>, S. Tosi<sup>ab</sup>

*INFN Sezione di Genova<sup>a</sup>; Dipartimento di Fisica, Università di Genova<sup>b</sup>, I-16146 Genova, Italy*

---

<sup>2</sup>Now at Temple University, Philadelphia, Pennsylvania 19122, USA

<sup>3</sup>Now at Tel Aviv University, Tel Aviv, 69978, Israel

<sup>4</sup>Also with Università di Perugia, Dipartimento di Fisica, Perugia, Italy

K. S. Chaisanguanthum, M. Morii

*Harvard University, Cambridge, Massachusetts 02138, USA*

A. Adametz, J. Marks, S. Schenk, U. Uwer

*Universität Heidelberg, Physikalisches Institut, Philosophenweg 12, D-69120 Heidelberg, Germany*

V. Klose, H. M. Lacker

*Humboldt-Universität zu Berlin, Institut für Physik, Newtonstr. 15, D-12489 Berlin, Germany*

D. J. Bard, P. D. Dauncey, J. A. Nash, M. Tibbetts

*Imperial College London, London, SW7 2AZ, United Kingdom*

P. K. Behera, X. Chai, M. J. Charles, U. Mallik

*University of Iowa, Iowa City, Iowa 52242, USA*

J. Cochran, H. B. Crawley, L. Dong, W. T. Meyer, S. Prell, E. I. Rosenberg, A. E. Rubin

*Iowa State University, Ames, Iowa 50011-3160, USA*

Y. Y. Gao, A. V. Gritsan, Z. J. Guo, C. K. Lae

*Johns Hopkins University, Baltimore, Maryland 21218, USA*

N. Arnaud, J. Béquilleux, A. D’Orazio, M. Davier, J. Firmino da Costa, G. Grosdidier, A. Höcker,  
V. Lepeltier, F. Le Diberder, A. M. Lutz, S. Pruvot, P. Roudeau, M. H. Schune, J. Serrano, V. Sordini,<sup>5</sup>  
A. Stocchi, G. Wormser

*Laboratoire de l’Accélérateur Linéaire, IN2P3/CNRS et Université Paris-Sud 11, Centre Scientifique  
d’Orsay, B. P. 34, F-91898 Orsay Cedex, France*

D. J. Lange, D. M. Wright

*Lawrence Livermore National Laboratory, Livermore, California 94550, USA*

I. Bingham, J. P. Burke, C. A. Chavez, J. R. Fry, E. Gabathuler, R. Gamet, D. E. Hutchcroft, D. J. Payne,  
C. Touramanis

*University of Liverpool, Liverpool L69 7ZE, United Kingdom*

A. J. Bevan, C. K. Clarke, K. A. George, F. Di Lodovico, R. Sacco, M. Sigamani

*Queen Mary, University of London, London, E1 4NS, United Kingdom*

G. Cowan, H. U. Flaecher, D. A. Hopkins, S. Paramesvaran, F. Salvatore, A. C. Wren

*University of London, Royal Holloway and Bedford New College, Egham, Surrey TW20 0EX, United  
Kingdom*

D. N. Brown, C. L. Davis

*University of Louisville, Louisville, Kentucky 40292, USA*

A. G. Denig M. Fritsch, W. Gradl, G. Schott

*Johannes Gutenberg-Universität Mainz, Institut für Kernphysik, D-55099 Mainz, Germany*

---

<sup>5</sup>Also with Università di Roma La Sapienza, I-00185 Roma, Italy

K. E. Alwyn, D. Bailey, R. J. Barlow, Y. M. Chia, C. L. Edgar, G. Jackson, G. D. Lafferty, T. J. West,  
J. I. Yi

*University of Manchester, Manchester M13 9PL, United Kingdom*

J. Anderson, C. Chen, A. Jawahery, D. A. Roberts, G. Simi, J. M. Tuggle

*University of Maryland, College Park, Maryland 20742, USA*

C. Dallapiccola, X. Li, E. Salvati, S. Saremi

*University of Massachusetts, Amherst, Massachusetts 01003, USA*

R. Cowan, D. Dujmic, P. H. Fisher, G. Sciolla, M. Spitznagel, F. Taylor, R. K. Yamamoto, M. Zhao  
*Massachusetts Institute of Technology, Laboratory for Nuclear Science, Cambridge, Massachusetts 02139,  
USA*

P. M. Patel, S. H. Robertson

*McGill University, Montréal, Québec, Canada H3A 2T8*

A. Lazzaro<sup>ab</sup>, V. Lombardo<sup>a</sup>, F. Palombo<sup>ab</sup>, S. Stracka<sup>ab</sup>

*INFN Sezione di Milano<sup>a</sup>; Dipartimento di Fisica, Università di Milano<sup>b</sup>, I-20133 Milano, Italy*

J. M. Bauer, L. Cremaldi R. Godang,<sup>6</sup> R. Kroeger, D. A. Sanders, D. J. Summers, H. W. Zhao

*University of Mississippi, University, Mississippi 38677, USA*

M. Simard, P. Taras, F. B. Viaud

*Université de Montréal, Physique des Particules, Montréal, Québec, Canada H3C 3J7*

H. Nicholson

*Mount Holyoke College, South Hadley, Massachusetts 01075, USA*

G. De Nardo<sup>ab</sup>, L. Lista<sup>a</sup>, D. Monorchio<sup>ab</sup>, G. Onorato<sup>ab</sup>, C. Sciacca<sup>ab</sup>

*INFN Sezione di Napoli<sup>a</sup>; Dipartimento di Scienze Fisiche, Università di Napoli Federico II<sup>b</sup>, I-80126  
Napoli, Italy*

G. Raven, H. L. Snoek

*NIKHEF, National Institute for Nuclear Physics and High Energy Physics, NL-1009 DB Amsterdam, The  
Netherlands*

C. P. Jessop, K. J. Knoepfel, J. M. LoSecco, W. F. Wang

*University of Notre Dame, Notre Dame, Indiana 46556, USA*

G. Benelli, L. A. Corwin, K. Honscheid, H. Kagan, R. Kass, J. P. Morris, A. M. Rahimi,

J. J. Regensburger, S. J. Sekula, Q. K. Wong

*Ohio State University, Columbus, Ohio 43210, USA*

N. L. Blount, J. Brau, R. Frey, O. Igonkina, J. A. Kolb, M. Lu, R. Rahmat, N. B. Sinev, D. Strom,

J. Strube, E. Torrence

*University of Oregon, Eugene, Oregon 97403, USA*

---

<sup>6</sup>Now at University of South Alabama, Mobile, Alabama 36688, USA

G. Castelli<sup>ab</sup>, N. Gagliardi<sup>ab</sup>, M. Margoni<sup>ab</sup>, M. Morandin<sup>a</sup>, M. Posocco<sup>a</sup>, M. Rotondo<sup>a</sup>, F. Simonetto<sup>ab</sup>,  
R. Stroili<sup>ab</sup>, C. Voci<sup>ab</sup>

*INFN Sezione di Padova<sup>a</sup>; Dipartimento di Fisica, Università di Padova<sup>b</sup>, I-35131 Padova, Italy*

P. del Amo Sanchez, E. Ben-Haim, H. Briand, G. Calderini, J. Chauveau, P. David, L. Del Buono,  
O. Hamon, Ph. Leruste, J. Ocariz, A. Perez, J. Prendki, S. Sitt

*Laboratoire de Physique Nucléaire et de Hautes Energies, IN2P3/CNRS, Université Pierre et Marie  
Curie-Paris6, Université Denis Diderot-Paris7, F-75252 Paris, France*

L. Gladney

*University of Pennsylvania, Philadelphia, Pennsylvania 19104, USA*

M. Biasini<sup>ab</sup>, R. Covarelli<sup>ab</sup>, E. Manoni<sup>ab</sup>,

*INFN Sezione di Perugia<sup>a</sup>; Dipartimento di Fisica, Università di Perugia<sup>b</sup>, I-06100 Perugia, Italy*

C. Angelini<sup>ab</sup>, G. Batignani<sup>ab</sup>, S. Bettarini<sup>ab</sup>, M. Carpinelli<sup>ab,7</sup>, A. Cervelli<sup>ab</sup>, F. Forti<sup>ab</sup>, M. A. Giorgi<sup>ab</sup>,  
A. Lusiani<sup>ac</sup>, G. Marchiori<sup>ab</sup>, M. Morganti<sup>ab</sup>, N. Neri<sup>ab</sup>, E. Paoloni<sup>ab</sup>, G. Rizzo<sup>ab</sup>, J. J. Walsh<sup>a</sup>

*INFN Sezione di Pisa<sup>a</sup>; Dipartimento di Fisica, Università di Pisa<sup>b</sup>; Scuola Normale Superiore di Pisa<sup>c</sup>,  
I-56127 Pisa, Italy*

D. Lopes Pegna, C. Lu, J. Olsen, A. J. S. Smith, A. V. Telnov

*Princeton University, Princeton, New Jersey 08544, USA*

F. Anulli<sup>a</sup>, E. Baracchini<sup>ab</sup>, G. Cavoto<sup>a</sup>, D. del Re<sup>ab</sup>, E. Di Marco<sup>ab</sup>, R. Faccini<sup>ab</sup>, F. Ferrarotto<sup>a</sup>,  
F. Ferroni<sup>ab</sup>, M. Gaspero<sup>ab</sup>, P. D. Jackson<sup>a</sup>, L. Li Gioi<sup>a</sup>, M. A. Mazzoni<sup>a</sup>, S. Morganti<sup>a</sup>, G. Piredda<sup>a</sup>,  
F. Polci<sup>ab</sup>, F. Renga<sup>ab</sup>, C. Voena<sup>a</sup>

*INFN Sezione di Roma<sup>a</sup>; Dipartimento di Fisica, Università di Roma La Sapienza<sup>b</sup>, I-00185 Roma, Italy*

M. Ebert, T. Hartmann, H. Schröder, R. Waldi

*Universität Rostock, D-18051 Rostock, Germany*

T. Adye, B. Franek, E. O. Olaiya, F. F. Wilson

*Rutherford Appleton Laboratory, Chilton, Didcot, Oxon, OX11 0QX, United Kingdom*

S. Emery, M. Escalier, L. Esteve, S. F. Ganzhur, G. Hamel de Monchenault, W. Kozanecki, G. Vasseur,  
Ch. Yèche, M. Zito

*CEA, Irfu, SPP, Centre de Saclay, F-91191 Gif-sur-Yvette, France*

X. R. Chen, H. Liu, W. Park, M. V. Purohit, R. M. White, J. R. Wilson

*University of South Carolina, Columbia, South Carolina 29208, USA*

M. T. Allen, D. Aston, R. Bartoldus, P. Bechtel, J. F. Benitez, R. Cenci, J. P. Coleman, M. R. Convery,  
J. C. Dingfelder, J. Dorfan, G. P. Dubois-Felsmann, W. Dunwoodie, R. C. Field, A. M. Gabareen,  
S. J. Gowdy, M. T. Graham, P. Grenier, C. Hast, W. R. Innes, J. Kaminski, M. H. Kelsey, H. Kim, P. Kim,  
M. L. Kocian, D. W. G. S. Leith, S. Li, B. Lindquist, S. Luitz, V. Luth, H. L. Lynch, D. B. MacFarlane,  
H. Marsiske, R. Messner, D. R. Muller, H. Neal, S. Nelson, C. P. O'Grady, I. Ofte, A. Perazzo, M. Perl,  
B. N. Ratcliff, A. Roodman, A. A. Salnikov, R. H. Schindler, J. Schwiening, A. Snyder, D. Su,  
M. K. Sullivan, K. Suzuki, S. K. Swain, J. M. Thompson, J. Va'vra, A. P. Wagner, M. Weaver, C. A. West,  
W. J. Wisniewski, M. Wittgen, D. H. Wright, H. W. Wulsin, A. K. Yarritu, K. Yi, C. C. Young, V. Ziegler

*Stanford Linear Accelerator Center, Stanford, California 94309, USA*

---

<sup>7</sup>Also with Università di Sassari, Sassari, Italy

P. R. Burchat, A. J. Edwards, S. A. Majewski, T. S. Miyashita, B. A. Petersen, L. Wilden  
*Stanford University, Stanford, California 94305-4060, USA*

S. Ahmed, M. S. Alam, J. A. Ernst, B. Pan, M. A. Saeed, S. B. Zain  
*State University of New York, Albany, New York 12222, USA*

S. M. Spanier, B. J. Wogslund  
*University of Tennessee, Knoxville, Tennessee 37996, USA*

R. Eckmann, J. L. Ritchie, A. M. Ruland, C. J. Schilling, R. F. Schwitters  
*University of Texas at Austin, Austin, Texas 78712, USA*

B. W. Drummond, J. M. Izen, X. C. Lou  
*University of Texas at Dallas, Richardson, Texas 75083, USA*

F. Bianchi<sup>ab</sup>, D. Gamba<sup>ab</sup>, M. Pelliccioni<sup>ab</sup>  
*INFN Sezione di Torino<sup>a</sup>; Dipartimento di Fisica Sperimentale, Università di Torino<sup>b</sup>, I-10125 Torino, Italy*

M. Bomben<sup>ab</sup>, L. Bosisio<sup>ab</sup>, C. Cartaro<sup>ab</sup>, G. Della Ricca<sup>ab</sup>, L. Lanceri<sup>ab</sup>, L. Vitale<sup>ab</sup>  
*INFN Sezione di Trieste<sup>a</sup>; Dipartimento di Fisica, Università di Trieste<sup>b</sup>, I-34127 Trieste, Italy*

V. Azzolini, N. Lopez-March, F. Martinez-Vidal, D. A. Milanes, A. Oyanguren  
*IFIC, Universitat de Valencia-CSIC, E-46071 Valencia, Spain*

J. Albert, Sw. Banerjee, B. Bhuyan, H. H. F. Choi, K. Hamano, R. Kowalewski, M. J. Lewczuk,  
 I. M. Nugent, J. M. Roney, R. J. Sobie  
*University of Victoria, Victoria, British Columbia, Canada V8W 3P6*

T. J. Gershon, P. F. Harrison, J. Ilic, T. E. Latham, G. B. Mohanty  
*Department of Physics, University of Warwick, Coventry CV4 7AL, United Kingdom*

H. R. Band, X. Chen, S. Dasu, K. T. Flood, Y. Pan, M. Pierini, R. Prepost, C. O. Vuosalo, S. L. Wu  
*University of Wisconsin, Madison, Wisconsin 53706, USA*

# 1 INTRODUCTION

$B$  meson decays to final states containing an axial-vector meson and a pseudoscalar meson have been recently studied both experimentally and theoretically. Branching fractions of the  $B$  mesons decays to final states containing an  $a_1(1260)$  or  $b_1$  meson associated with a pion or a kaon have been measured experimentally [1]. Theoretical predictions for the branching fractions of  $B$  decay modes to final states containing an axial-vector and a pseudoscalar meson have been calculated assuming a naive factorization hypothesis [2, 3] and QCD factorization [4]. Expected branching fractions of these  $B$  meson decay modes are of the order of  $10^{-6}$ .

Recently the *BABAR* Collaboration has measured  $CP$ -violating asymmetries in  $B^0 \rightarrow a_1(1260)^\pm \pi^\mp$  decays and determined the angle  $\alpha_{\text{eff}}$  [5]. In the absence of penguin contributions in these decay modes, this angle would coincide with the angle  $\alpha$  of the unitary triangle of the Cabibbo-Kobayashi-Maskawa quark-mixing matrix [6]. Theoretical bounds on  $\Delta\alpha = \alpha - \alpha_{\text{eff}}$  in these decay modes based on  $SU(3)$  flavor-symmetry have been derived in [7]. The rates of  $B \rightarrow K_1(1270)\pi$  and  $B \rightarrow K_1(1400)\pi$  decays are experimental inputs to the calculation of these bounds. For the  $K_1(1400)^+\pi^-$  decay mode <sup>8</sup> there exists a published experimental upper limit at 90% confidence level (CL) of  $1.1 \times 10^{-3}$  [8]. Preliminary results for the branching fractions of the  $K_1(1270)^+\pi^-$  and  $K_1(1400)^+\pi^-$  decay modes were obtained by the *BABAR* Collaboration on a sample of 384 million  $B\bar{B}$  pairs [9]. In the following, we use  $K_1$  to indicate both  $K_1(1270)$  and  $K_1(1400)$  mesons.

## 2 THE *BABAR* DETECTOR AND DATASET

The results presented here are based on a sample of  $N_{B\bar{B}} = 454.3 \pm 5.0$  million  $B\bar{B}$  pairs collected with the *BABAR* detector [10] at the PEP-II  $e^+e^-$  asymmetric-energy storage rings. The  $e^+e^-$  center-of-mass energy  $\sqrt{s}$  is equal to 10.58 GeV, corresponding to the  $\Upsilon(4S)$  resonance.

Momenta of charged particles are measured in a tracking system consisting of a silicon vertex tracker with five double-sided layers and a 40-layer drift chamber, both within the 1.5 T magnetic field of a solenoid. Identification of charged hadrons is provided by measurements of the energy loss in the tracking devices and by a ring-imaging Cherenkov detector. For lepton identification, we use the energy deposit in a CsI(Tl) electromagnetic calorimeter and the pattern of hits in resistive plate chambers (partially upgraded to limited streamer tubes for a subset of the data used in this analysis) intervalled with the passive material comprising the solenoid magnetic flux return.

## 3 ANALYSIS METHOD

The  $B^0 \rightarrow K_1^+\pi^-$  candidates are identified from the  $K_1^+ \rightarrow K^+\pi^+\pi^-$  final state, with reconstructed mass  $m_{K\pi\pi}$  in the [1.1, 1.8] GeV/ $c^2$  range. They are kinematically characterized by  $m_{\text{ES}} = [(s/2 + \mathbf{p}_\Upsilon \cdot \mathbf{p}_B)^2 / E_\Upsilon^2 - \mathbf{p}_B^2]^{1/2}$  and  $\Delta E = (E_\Upsilon E_B - \mathbf{p}_\Upsilon \cdot \mathbf{p}_B - s/2) / \sqrt{s}$ , where  $(E_B, \mathbf{p}_B)$  is the four-momentum of the  $B$  candidate, and  $(E_\Upsilon, \mathbf{p}_\Upsilon)$  is the  $e^+e^-$  initial state four-momentum, both in the laboratory frame. We require  $m_{\text{ES}} > 5.25$  GeV/ $c^2$  and  $|\Delta E| < 0.15$  GeV.

To reject the dominant  $e^+e^- \rightarrow$  quark-antiquark background, we use the thrust angle  $\theta_T$  between the  $B$ -candidate thrust axis and that of the rest of the event, calculated in the center-of-mass (CM) frame, and a Fisher discriminant  $\mathcal{F}$  [11]. The discriminant combines the polar angles of the  $B$ -momentum vector and the  $B$ -candidate thrust axis with respect to the beam axis, and the zeroth

---

<sup>8</sup>Except as noted explicitly, we use a particle name to denote either member of a charge conjugate pair.



and second moments of the energy flow around the  $B$ -candidate thrust axis, calculated in the CM frame [11].

The resonant  $K^+\pi^+\pi^-$  system can receive contributions from several strange resonances in the selected range for  $m_{K\pi\pi}$ , besides  $K_1$  mesons, such as  $K_1^*(1410)^+$  ( $J^P = 1^-$ ),  $K_1^*(1680)^+$  ( $1^-$ ), and  $K_2^*(1430)^+$  ( $2^+$ ). Decays containing any of these resonances are characterized by different angular distributions. We define  $\mathcal{H}$  as the cosine of the angle between the direction of the primary pion from  $B$  decay and the normal to the plane defined by  $K_1$  daughters in  $K_1$  rest frame. We require  $|\mathcal{H}| < 0.95$  to reduce background from  $B^0 \rightarrow V^+\pi^-$  decay modes, where  $V^+$  is a vector meson decaying to  $K^+\pi^+\pi^-$ .

Background from  $B$  decays to final states with charm is suppressed by rejecting a signal candidate if it has at least one track in common with a background  $B$  candidate, reconstructed in any of the  $B^0 \rightarrow D^-\pi^+$ ,  $B^0 \rightarrow D^{*-}\pi^+$ , and  $B^+ \rightarrow \bar{D}^0\pi^+$  background decay channels, with  $D$  meson mass within  $0.07 \text{ GeV}/c^2$  of the nominal value (if more than one such background candidates are reconstructed per event per background channel, the one with the highest  $B$  vertex fit  $\chi^2$  probability is chosen). To suppress background from  $B$  decays to final states with charmonium we calculate the invariant mass of the neutral  $\pi\pi$  combination of the primary pion from  $B$  decay with the opposite charge pion from  $K_1$  decay, and require that it is not consistent with any of the  $c\bar{c}$  mesons  $J/\psi$ ,  $\psi(2S)$ ,  $\eta_c$ ,  $\eta_c(2S)$ ,  $\chi_{c0}(1P)$ , and  $\chi_{c1}(1P)$ . We also make particle identification requirements to identify pions and kaons, and veto muons, electrons and protons.

The average number of candidates found per selected event in the data sample is 1.20. In case of events with multiple candidates, we select the candidate with the highest  $B$  vertex fit  $\chi^2$  probability. We classify the events according to the invariant masses of the  $K^+\pi^-$  and  $\pi^+\pi^-$  systems in the  $K_1^+ \rightarrow K^+\pi^+\pi^-$  final state: events which satisfy the requirement  $0.846 < m_{K\pi} < 0.946 \text{ GeV}/c^2$  belong to class 1 (" $K^*$  region"); events not included in class 1 for which  $0.500 < m_{\pi\pi} < 0.800 \text{ GeV}/c^2$  belong to class 2 (" $\rho$  region"); all other events are rejected.

A two-resonances, six channels  $K$ -matrix model [12] is used to describe the resonant  $K\pi\pi$  system for the signal [13]. The notation is consistent with that used in [13]. The labels  $a$  and  $b$  in the following paragraphs refer to  $K_1(1400)$  and  $K_1(1270)$ , respectively. The production amplitude for channel  $i = \{(K^* \pi)_{S\text{-wave}}, (K^* \pi)_{D\text{-wave}}, \rho K, K_0^* \pi, f_0(1370) K, \omega K\}$  is given by

$$F_i = e^{i\delta_i} \sum_j (1 - i\mathbf{K}\boldsymbol{\rho})_{ij}^{-1} \mathbf{P}_j, \quad (1)$$

where

$$K_{ij} = \frac{f_{ai}f_{aj}}{M_a - M} + \frac{f_{bi}f_{bj}}{M_b - M}, \quad (2)$$

$\delta_i$  are offset phases ( $\delta_{(K^*\pi)_S} \equiv 0$ ), and  $\mathbf{P}$  is the production vector

$$P_i = \frac{f_{pa}f_{ai}}{M_a - M} + \frac{f_{pb}f_{bi}}{M_b - M}. \quad (3)$$

The decay constants  $f_{ai}$ ,  $f_{bi}$  and the  $K$ -matrix poles  $M_a$  and  $M_b$  are real. The elements of the diagonal phase space matrix  $\boldsymbol{\rho}$  for the process  $K_1 \rightarrow 3 + 4$ ,  $3 \rightarrow 5 + 6$ , where 4, 5 and 6 are long-lived pseudoscalar particles and 3 is a resonance, have been approximated with the form

$$\rho_i(M) = \frac{\sqrt{8}}{M} \left[ \frac{m^*m_4}{m^* + m_4} (M - m^* - m_4 + i\Delta) \right]^{1/2}, \quad (4)$$

where  $M$  is the mass of  $K_1$ ,  $m_4$  is the mass of 4,  $m^*$  is the mean mass of 3 and  $\Delta$  is the half width of 3 [14]. The parameters of  $\mathbf{K}$  and the offset phases  $\delta_i$  are obtained from a fit to the intensity and the relative phases of the  $K\pi\pi$  channels, which were extracted by the ACCMOR Collaboration in a partial wave analysis of the data on the reaction  $K^-p \rightarrow K^-\pi^+\pi^-p$  accumulated by the WA3 experiment [13]. For the fit to WA3 data we add a background term to the production vector [15]. The decay constants for the  $\omega K$  channel are fixed according to the quark model [13].

We express the complex production constants  $f_{pa}$  and  $f_{pb}$  in terms of the production parameters  $\zeta = (\theta, \phi)$ :  $f_{pa} \equiv \cos\theta$ ,  $f_{pb} \equiv \sin\theta e^{i\phi}$ , where  $\theta \in [0, \pi/2]$ , and  $\phi \in [0, 2\pi]$ . In this parameterization,  $\tan\theta$  represents the magnitude of the production constant for the  $K_1(1270)$  meson relative to that for the  $K_1(1400)$  meson, while  $\phi$  is the relative phase.

Signal MC samples are generated by weighting the  $(K^+\pi^+\pi^-)\pi^-$  population according to the amplitude  $\sum_{i \neq \omega K} \langle K^+\pi^+\pi^- | i \rangle F_i$ , where the term  $\langle K^+\pi^+\pi^- | i \rangle$  consists of a factor describing the angular distribution of the  $(K^+\pi^+\pi^-)$  system resulting from  $K_1$  decay, an amplitude for the resonant  $\pi^+\pi^-$  and  $K^+\pi^-$  systems, and isospin factors, and is calculated using the formalism described in [16]. The branching fraction for  $K_1 \rightarrow \omega K$  is accounted for as a correction to the total selection efficiency.

We use an unbinned, extended maximum-likelihood (ML) fit to extract the event yields  $n_{s,r}$  and the parameters of the probability density function (PDF)  $\mathcal{P}_{s,r}$ . The subscript  $r = \{1, 2\}$  corresponds to one of the event classes defined above. The index  $s$  represents six event categories used in our data model:

- the signal  $B^0 \rightarrow K_1^+\pi^-$  ( $s = 1$ ),
- possible backgrounds from  $B^0 \rightarrow a_1(1260)^\pm\pi^\mp \rightarrow (\pi^\pm\pi^+\pi^-)\pi^\mp$  ( $s = 2$ ),
- $B^0 \rightarrow D^-\pi^+ \rightarrow (K^+\pi^-\pi^-)\pi^+$  ( $s = 3$ ),
- $B^0 \rightarrow K^*(1410)^+\pi^-$  ( $s = 4$ ),
- $B^0 \rightarrow K^{*0}\pi^+\pi^- + \rho^0 K^+\pi^-$  ( $s = 5$ ),
- combinatorial background ( $s = 6$ ).

We perform a likelihood scan with respect to the parameters  $\zeta$ , with  $21 \times 21$  points. At each point, a simultaneous fit to the two event classes is performed.

The signal and background PDFs are the products of the PDFs for independent variables. The signal PDFs for  $\Delta E$ ,  $m_{ES}$ , and  $\mathcal{F}$  are parameterized as the sum of Gaussian functions for the core of the distributions plus empirical functions accounting for the tails. The dependence on  $\zeta$  of the selection efficiencies and the signal PDF for  $m_{K\pi\pi}$  are parameterized by means of templates modeled upon signal MC samples. Resonance production occurs in the non-signal  $B$  background and is taken into account in the PDFs. For the combinatorial background, we use polynomials, except for  $m_{ES}$  and  $\mathcal{F}$  distributions which are parameterized by an empirical phase-space function [18] and by Gaussian functions, respectively. The combinatorial background PDF is found to describe well both the dominant quark-antiquark background and the background from random combinations of  $B$  tracks. For all components, PDFs for  $\mathcal{H}$  are parameterized with polynomials.

The likelihood  $\mathcal{L}_e$  for each candidate  $e$  belonging to class  $r$  is defined as  $\mathcal{L}_e = \sum_s n_{s,r} \mathcal{P}_{s,r}(\mathbf{x}_e; \zeta, \xi)$ , where the PDFs are formed using the set of observables  $\mathbf{x}_e = \{\Delta E, m_{ES}, \mathcal{F}, m_{K\pi\pi}, \mathcal{H}\}$  and the dependence on production parameters  $\zeta$  is relevant only for the signal PDF.  $\xi$  represents all other PDF parameters. In the definition of  $\mathcal{L}_e$  the yields of the signal category for the two classes

are expressed as a function of the signal branching fraction  $\mathcal{B}$  as  $n_{1,1} = \mathcal{B} \times N_{B\bar{B}} \times \epsilon_1(\zeta)$  and  $n_{1,2} = \mathcal{B} \times N_{B\bar{B}} \times \epsilon_2(\zeta)$ , where the total selection efficiency,  $\epsilon_r(\zeta)$ , includes the daughter branching fractions and the reconstruction efficiency obtained from MC simulation.

The signal branching fraction is a free parameter in the fit. The yields for event categories  $s = 2$  and 3 are fixed to the values estimated from MC. The yields for the other background components are determined from the fit. The PDF parameters for combinatorial background are left free to vary in the fit while those for the other event categories are fixed to the values extracted from Monte Carlo (MC) simulation [17] and calibration  $B^0 \rightarrow D^-\pi^+$  decays.

## 4 SYSTEMATIC STUDIES

The main sources of systematic uncertainties are summarized in Table 1. We repeat the fit by varying all the parameters in  $\xi$  which were not left floating in the fit within their uncertainties, and obtain the associated systematic uncertainties. The signal PDF model excludes the fake combinations originating from mis-reconstructed signal events. The biases due to the presence of fake combinations, or other imperfections in the signal PDF model are estimated with MC simulation. The finite resolution of the likelihood scan is also a source of bias. A systematic error is evaluated by varying the  $K_1(1270)$  and  $K_1(1400)$  mass poles in the signal model, the parameterization of the intermediate resonances in  $K_1$  decay, and the offset phases  $\delta_i$ . Additional systematic uncertainty originates from potential peaking  $B\bar{B}$  background, including  $B^0 \rightarrow K_2^*(1430)^+\pi^-$  and  $B^0 \rightarrow K_1^*(1680)^+\pi^-$ , and is evaluated by introducing the corresponding components in the definition of the likelihood and repeating the fit with their yields fixed to values estimated from the available experimental information [20]. We assign a systematic uncertainty due to yield variation in the  $B^0 \rightarrow a_1(1260)^\pm\pi^\mp$  and  $B^0 \rightarrow D_{K^+\pi^-\pi^-}^-\pi^+$  event categories. The above systematic uncertainties do not scale with event yield and are included in the calculation of the significance of the result.

We estimate the systematic uncertainty due to the interference between the  $B^0 \rightarrow K_1^+\pi^-$  and the  $B^0 \rightarrow K^{*0}\pi^+\pi^- + \rho^0K^+\pi^-$  decays using simulated samples in which the decay amplitudes are generated according to the results of this measurement. The overall phases and relative contribution for  $K^{*0}\pi^+\pi^-$  and  $\rho^0K^+\pi^-$  interfering states are assumed to be constant across the phase space and varied between zero and a maximum value using uniform prior distributions. We calculate the systematic uncertainty from the RMS variation of the average signal branching fraction and parameters. In the calculation of significance, this effect is assumed to scale with the square root of the signal branching fraction. The systematic uncertainties in efficiencies are dominated by those in track finding and particle identification. Other systematic effects arise from event-selection criteria, such as track multiplicity and thrust angle, and the number of  $B$  mesons.

## 5 RESULTS

Figure 1 shows the likelihood scan and the values of  $\mathcal{B}_{sg}$  which minimize  $-\ln\mathcal{L}$  as a function of  $\theta$  and  $\phi$ . The absolute minimum occurs at  $\theta = 0.785$  and  $\phi = 0.942$ , and the signal branching fraction corresponding to that point of the scan is  $\mathcal{B}(B^0 \rightarrow K_1^+\pi^-) = (31.0 \pm 2.7) \times 10^{-6}$ . By interpolation between neighbouring points of the likelihood scan we extract  $\theta = 0.81 \pm 0.06$  and  $\phi = 1.11 \pm 0.28$ . The quoted errors on the branching fraction and production parameters  $\zeta$  are only statistical and correspond to a 0.5 increase in  $-\ln\mathcal{L}$ . A second, local minimum is located at  $\theta = 0.785$  and  $\phi = 3.454$ , and is associated to a 1.0 increase in  $-\ln\mathcal{L}$ .

Table 1: Estimates of systematic errors. For the branching fraction, some of these errors are additive (A) and given in units of  $10^{-6}$ , others are multiplicative (M) and given in % . Contributions are combined in quadrature.

Quantity	$\mathcal{B}$	$\theta$	$\phi$
PDF parameters (A)	1.0	0.01	0.04
MC/data correction (A)	1.2	0.05	0.27
ML Fit bias (A)	0.6	0.03	0.02
Scan (A)	1.3	0.04	0.16
$K_1$ mass poles (A)	2.2	0.01	0.36
$K_1$ offset phases (A)	0.2	0.01	0.02
$K_1$ intermediate resonances (A)	0.5	0.00	0.06
Peaking $B\bar{B}$ bkg (A)	0.8	0.02	0.27
Fixed background yields (A)	0.8	0.04	0.08
Interference (A)	5.9	0.25	0.52
MC statistics (M)	1.0	—	—
Particle ID (M)	2.9	—	—
Track finding (M)	1.0	—	—
$\cos\theta_T$ (M)	1.0	—	—
Track multip. (M)	1.0	—	—
Number $B\bar{B}$ (M)	1.1	—	—
Total (A)	6.9	0.26	0.76

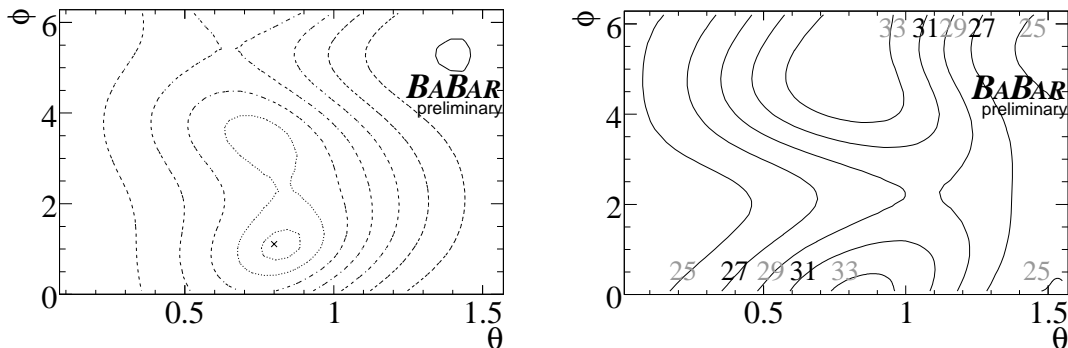


Figure 1: Left: contour plot of  $-\ln \mathcal{L}$  (no systematic effects included) in the  $\theta, \phi$  plane; each line corresponds to a  $n^2/2$  increase in  $-\ln \mathcal{L}$ , with  $n = \{1, 2, \dots\}$ , with respect to the minimum (indicated by a cross). Right: fitted value of  $\mathcal{B}_{sg}$ , in units of  $10^{-6}$  as a function of  $\theta$  and  $\phi$ .

A conservative estimate of significance is calculated from a likelihood ratio test  $\Delta(-2\ln \mathcal{L})$ , assuming a  $\chi^2$  distribution with  $N = 3$  degrees of freedom and minimizing the significance with respect to the production parameters  $(\theta, \phi)$ . Here  $\Delta(-2\ln \mathcal{L})$  is the difference between the value of  $-2\ln \mathcal{L}$  for zero signal and the value at its minimum for given values of  $\zeta$  ( $\mathcal{L}$  represents the convolution of the likelihood with a Gaussian function representing additive systematic uncertainties on the branching fraction). We observe a non zero  $B^0 \rightarrow K_1^+ \pi^-$  branching fraction with significance

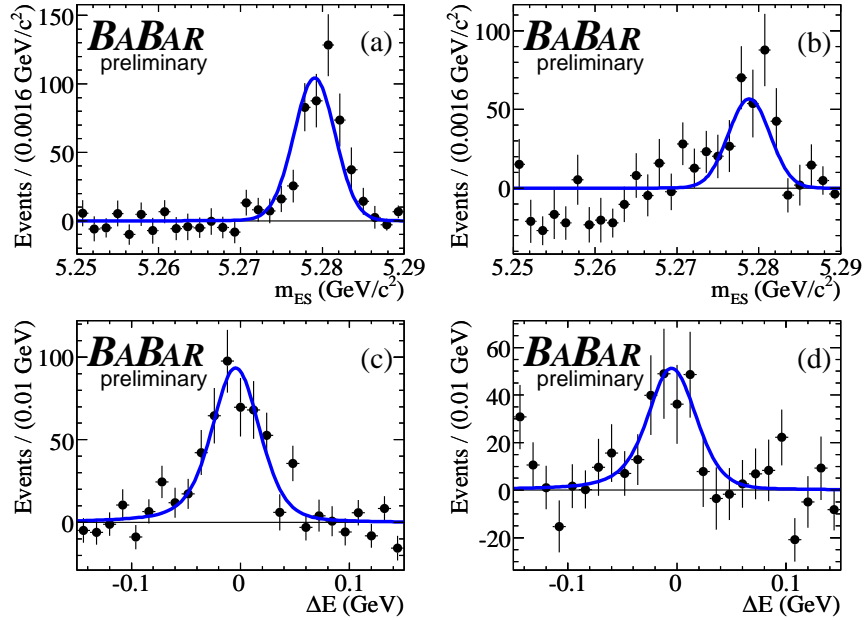


Figure 2: sPlot projections onto a)  $m_{ES}$  (class 1), b)  $m_{ES}$  (class 2), c)  $\Delta E$  (class 1), d)  $\Delta E$  (class 2) in the  $K_1\pi$  decay. Points represent on-resonance data, solid line is the signal fit function.

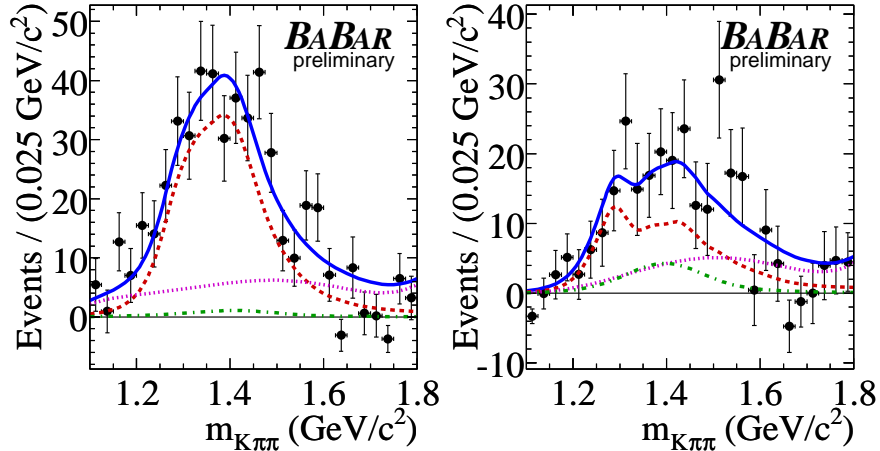


Figure 3: sPlot projection onto  $m_{K\pi\pi}$  for class 1 (left) and class 2 events (right). Points represent on-resonance data, solid line is the sum of the fit functions of the decay modes  $K_1(1270)\pi + K_1(1400)\pi$  (dashed),  $K^*(1410)\pi$  (dash-dotted), and  $K^*(892)\pi\pi$  (dotted). Here the points are obtained without using any information about resonances in the fit, *i.e.* we use only  $m_{ES}$ ,  $\Delta E$ , and  $\mathcal{F}$  variables, while for the normalization of the curves we use the signal yields obtained from the nominal fit.

greater than  $5.1\sigma$ .

Figure 2 shows the distributions of  $\Delta E$  and  $m_{ES}$  for the signal events, obtained by the event-weighting technique (sPlot) described in [19]. For each event, a weight to be signal or background

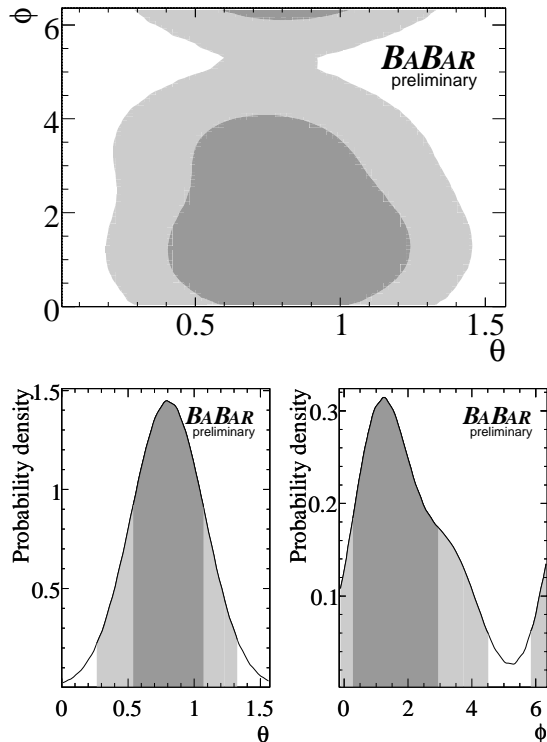


Figure 4: 68 % (dark shaded zone) and 95 % (light shaded zone) probability regions for  $\theta$  and  $\phi$  (top),  $\theta$  (bottom-left) and  $\phi$  (bottom-right).

is derived according to the results of the fit to all variables and the probability distributions in the restricted set of variables, in which the projection variable is omitted. Using these weights, the data is then plotted in the projection variable. We show in Figure 3 the projection onto  $m_{K\pi\pi}$ .

The experimental two-dimensional likelihood  $\mathcal{L}$  for  $\theta$  and  $\phi$  is convoluted with a two-dimensional Gaussian that accounts for the systematic uncertainties. In Figure 4 we show the distributions we obtain for  $\theta$ ,  $\phi$  and  $\theta$  vs.  $\phi$  (the 68% and 95% probability regions are shown in dark and light shading respectively, and are defined as the regions which satisfy  $\mathcal{L}(r) > \mathcal{L}_{min}$  and  $\int_{\mathcal{L}(r) > \mathcal{L}_{min}} \mathcal{L}(r) dr = 68\%$  (95%), where  $r$  is the projected set of variables). The condition  $\mathcal{L}(r) > \mathcal{L}_{II}$ , where  $\mathcal{L}_{II}$  is the value of the likelihood evaluated at the position of the second, local minimum in Figure 1, defines a 48% probability region, with systematic uncertainties included, on the  $\theta$  vs.  $\phi$  plane.

## 6 CONCLUSIONS

We measure the branching fraction

$$\mathcal{B}(B^0 \rightarrow K_1^+ \pi^-) = (31.0 \pm 2.7 \pm 6.9) \times 10^{-6},$$

with significance greater than  $5.1 \sigma$ . The first error quoted is statistical and the second systematic. The value of the branching fraction measured in this analysis is consistent with preliminary results obtained by *BABAR* Collaboration [9], and is to be compared with the naive factorization [2, 3] and QCD factorization [4] estimates, of order  $10^{-6}$ .

For the production parameters we obtain

$$\begin{aligned} 0.25 &< \theta < 1.32 \\ -0.51 &< \phi < 4.51 \end{aligned}$$

at 95% probability. This analysis represents the first attempt to measure the relative phase between the production amplitudes of  $K_1(1270)$  and  $K_1(1400)$  mesons in  $B$  decays.

## 7 ACKNOWLEDGMENTS

We are grateful for the extraordinary contributions of our PEP-II colleagues in achieving the excellent luminosity and machine conditions that have made this work possible. The success of this project also relies critically on the expertise and dedication of the computing organizations that support *BABAR*. The collaborating institutions wish to thank SLAC for its support and the kind hospitality extended to them. This work is supported by the US Department of Energy and National Science Foundation, the Natural Sciences and Engineering Research Council (Canada), the Commissariat à l’Energie Atomique and Institut National de Physique Nucléaire et de Physique des Particules (France), the Bundesministerium für Bildung und Forschung and Deutsche Forschungsgemeinschaft (Germany), the Istituto Nazionale di Fisica Nucleare (Italy), the Foundation for Fundamental Research on Matter (The Netherlands), the Research Council of Norway, the Ministry of Education and Science of the Russian Federation, Ministerio de Educación y Ciencia (Spain), and the Science and Technology Facilities Council (United Kingdom). Individuals have received support from the Marie-Curie IEF program (European Union) and the A. P. Sloan Foundation.

## References

- [1] *BABAR* Collaboration: B. Aubert *et al.*, Phys. Rev. Lett. **97**, 051802 (2006); Phys. Rev. Lett. **99**, 261801 (2007); Phys. Rev. Lett. **99**, 241803 (2007); Phys. Rev. Lett. **100**, 051803 (2008).
- [2] V. Laporta, G. Nardulli and T. N. Pham, Phys. Rev. D **74**, 054035 (2006); erratum Phys. Rev. D **76**, 079903 (2007).
- [3] G. Calderon, J. H. Munoz and C. E. Vera, Phys. Rev. D **76**, 094019 (2007).
- [4] H.-Y. Cheng and K.-C. Yang, Phys. Rev. D **76**, 114020 (2007).
- [5] *BABAR* Collaboration, B. Aubert *et al.*, Phys. Rev. Lett. **98**, 181803 (2007).
- [6] N. Cabibbo, Phys. Rev. Lett. **10**, 531 (1963); M. Kobayashi and T. Maskawa, Prog. Theor. Phys. **49**, 652 (1973).
- [7] M. Gronau and J. Zupan, Phys. Rev. D **73**, 057502 (2006).
- [8] Argus Collaboration, H. Albrecht *et al.*, Phys. Lett. B **254**, 288 (1991).
- [9] F. Blanc, invited talk presented at Moriond QCD, La Thuile, Italy, March 17-24, 2007.
- [10] *BABAR* Collaboration, B. Aubert *et al.*, Nucl. Instrum. Methods **A479**, 1 (2002).
- [11] *BABAR* Collaboration, B. Aubert *et al.*, Phys. Rev. D **70**, 032006 (2006).

- [12] I. J. R. Aitchison, Nucl. Phys. A189, 417 (1972); C. Daum *et al.*, Nucl. Phys. B187, 1 (1981); C. Daum *et al.*, Nucl. Phys. B182, 269 (1981).
- [13] C. Daum *et al.*, Nucl. Phys. B187, 1 (1981).
- [14] M. Nauenberg *et al.*, Phys. Rev. 126, 360 (1961).
- [15] M. G. Bowler *et al.*, Nucl. Phys. B97, 227 (1975); C. Daum *et al.*, Nucl. Phys. B182, 269 (1981); M. G. Bowler, J. Phys. **G3**, 775 (1977); L. Stodolsky, Phys. Rev. Lett. **18**, 973 (1967); M. G. Bowler, J. Phys. **G3**, 1503 (1977).
- [16] D. J. Herndon *et al.*, Phys. Rev. D **11**, 3165 (1975).
- [17] The *BABAR* detector Monte Carlo simulation is based on GEANT4: S. Agostinelli *et al.*, Nucl. Instrum. Methods **A506**, 250 (2003).
- [18] ARGUS Collaboration, H. Albrecht *et al.*, Phys. Lett. B **241**, 278 (1990).
- [19] M. Pivk and F. R. Le Diberder, Nucl. Instrum. Methods Phys. Res., Sect. A **555**, 356 (2005).
- [20] Particle Data Group, Y.-M. Yao *et al.*, J. Phys. **G33**, 1 (2006).