

This section reports the updated contribution to the HFAG report from the “ $B \rightarrow$  charm” group<sup>1</sup>. The mandate of the group is to compile measurements and perform averages of all available quantities related to  $B$  decays to charmed particles, excluding CP related quantities. To date the group has analyzed a total of 492 measurements reported in 148 papers, principally branching fractions. The group aims to organize and present the copious information on  $B$  decays to charmed particles obtained from a combined sample of about two billion  $B$  mesons from the BABAR, Belle and CDF Collaborations.

This huge sample of  $B$  mesons allows to measure decays to states with open or hidden charm content with unprecedented precision. Branching fractions for rare  $B$ -meson decays or decay chains of a few  $10^{-7}$  are being measured with statistical uncertainties typically below 30%, and new decay chains can be accessed with branching fractions down to  $10^{-8}$ . Results for more common decay chains, with branching fractions around  $10^{-4}$ , are becoming precision measurements, with uncertainties typically at the 3% level. Some decays have been observed for the first time, for example  $B^0 \rightarrow J/\psi\eta$  or  $B^- \rightarrow \Lambda_c^- p$ , with a branching fraction of  $(9.6 \pm 1.8) \times 10^{-6}$  and  $(2.1_{-0.9}^{+1.2}) \times 10^{-5}$ , respectively.

The large sample of  $B$  mesons allows to greatly improve our understanding of recently discovered new states with either hidden or open charm content, such as the  $X(3872)$ , the  $D_{sJ}^{*-}$ (2317) and  $D_{sJ}^-$ (2460) mesons. Measurements with many different final states for these particles are reported, allowing to shed more light on their nature. The  $D^0\bar{D}^{*0}$ (2007) decay of the  $X(3872)$  has been observed for the first time. Using the branching fraction products  $\mathcal{B}(B^- \rightarrow X(3872)K^-) \times \mathcal{B}(X(3872) \rightarrow f)$ , a hierarchy can be established between the decay modes  $f$ : these branching fraction products are found to be  $(1.67 \pm 0.59) \times 10^{-4}$ ,  $(0.12 \pm 0.02) \times 10^{-4}$ , and  $(0.022 \pm 0.005) \times 10^{-4}$ , for  $D^0\bar{D}^{*0}$ (2007),  $J/\psi\pi^+\pi^-$  and  $J/\psi\gamma$ , respectively. This is an important piece of information to discriminate between various interpretations for the  $X(3872)$  state.

The measurements are classified according to the decaying particle: Charged B, Neutral B or Miscellaneous; the decay products and the type of quantity: branching fraction, product of branching fractions, ratio of branching fractions or other quantities. For the decay product classification the below precedence order is used to ensure that each measurement appears in only one category.

- new particles
- strange  $D$  mesons
- baryons
- $J/\psi$
- charmonium other than  $J/\psi$
- multiple  $D$ ,  $D^*$  or  $D^{**}$  mesons
- a single  $D^*$  or  $D^{**}$  meson
- a single  $D$  meson
- other particles

---

<sup>1</sup>The HFAG/BtoCharm group was formed in the spring of 2005; it performs its work using an XML database backed web application.

Within each table the measurements are color coded according to the publication status and age. Table 1 provides a key to the color scheme and categories used. When viewing the tables with most pdf viewers every number, label and average provides hyperlinks to the corresponding reference and individual quantity web pages on the HFAG/BtoCharm group website <http://hfag.phys.ntu.edu.tw>. The links provided in the captions of the table lead to the corresponding compilation pages. Both the individual and compilation webpages provide a graphical view of the results, in a variety of formats.

Tables 2 to 42 provide either limits at 90% confidence level or measurements with statistical and systematic uncertainties and in some cases a third error corresponding to correlated systematics. For details on the meanings of the uncertainties and access to the references click on the numbers to visit the corresponding web pages. Where there are multiple determinations of the same quantity by one experiment the table footnotes act to distinguish the methods or datasets used; such cases are visually highlighted in the table by presenting the measurements on the lines beneath the quantity label. Where both limits and measured values of a quantity are available the limits are presented in the tables but are not used in the determination of the average. Where only limits are available the most stringent is presented in the Average column of the tables. Where available the PDG 2006 result is also presented.

Table 1: Key to the colors used to classify the results presented in tables 2 to 42. When viewing these tables in a pdf viewer each number, label and average provides a hyperlink to the corresponding online version provided by the charm subgroup website <http://hfag.phys.ntu.edu.tw/b2charm/>. Where an experiment has multiple determinations of a single quantity they are distinguished by the table footnotes.

Class	Definition
<a href="#">waiting</a>	Results without a preprint available
<a href="#">pubhot</a>	Results published during or after 2007
<a href="#">prehot</a>	Preprint released during or after 2007
<a href="#">pub</a>	Results published after or during 2006
<a href="#">pre</a>	Preprint released after or during 2006
<a href="#">pubold</a>	Results published before 2006
<a href="#">preold</a>	Preprint released before 2006
<a href="#">error</a>	Incomplete information to classify
<a href="#">superceeded</a>	Results superceeded by more recent measurements from the same experiment
<a href="#">inactive</a>	Results in the process of being entered into the database
<a href="#">noquo</a>	Results without quotes

Table 2: Branching fractions of charged B modes producing new particles in units of  $10^{-3}$ , upper limits are at 90% CL. The latest version is available at: <http://hfag.phys.ntu.edu.tw/b2charm/00101.html>

Mode	PDG 2006	Belle	BABAR	CDF	Average
$X(3872)K^-$		< 0.32	< 0.32		< 0.32
$D_{sJ}^-(2460)D^0$			$4.3 \pm 1.6 \pm 1.3$		$4.3 \pm 2.1$
$D_{sJ}^-(2460)D^{*0}(2007)$			$11.2 \pm 2.6 \pm 2.0$		$11.2 \pm 3.3$

Table 3: Product branching fractions of charged B modes producing new particles in units of  $10^{-4}$ , upper limits are at 90% CL. The latest version is available at: <http://hfag.phys.ntu.edu.tw/b2charm/00101.html>

Mode	PDG 2006	Belle	BABAR	CDF	Average
$K^-X(3872)[\gamma J/\psi(1S)]$		$0.0180 \pm 0.0060 \pm 0.0010$	$0.033 \pm 0.010 \pm 0.003$		$0.022 \pm 0.005$
$K^-X(3872)[J/\psi(1S)\eta]$	< 0.077		< 0.077		< 0.077
$K^-X(3872)[\pi^+\pi^-J/\psi(1S)]$	$0.11 \pm 0.02$	$0.13 \pm 0.02 \pm 0.01$	$0.101 \pm 0.025 \pm 0.010$		$0.12 \pm 0.02$
$K^-Y(3940)[J/\psi(1S)\gamma]$			< 0.140		< 0.140
$K^-Y(4260)[J/\psi(1S)\pi^+\pi^-]$	< 0.29		$0.20 \pm 0.07 \pm 0.02$		$0.20 \pm 0.07$
$\bar{K}^0X^-(3872)[J/\psi(1S)\pi^-\pi^0]$	< 0.22		< 0.22		< 0.22
$K^-X(3872)[D^+D^-]$	< 0.40	< 0.40			< 0.40
$K^-Y(3940)[J/\psi(1S)\omega(782)]$			$0.49 \pm 0.10 \pm 0.05$		$0.49 \pm 0.11$
$K^-X(3872)[D^0\bar{D}^0]$	< 0.60	< 0.60			< 0.60
$K^-X(3872)[D^0\bar{D}^0\pi^0]$	< 0.60	< 0.60			< 0.60
$K^-X(3872)[\bar{D}^{*0}(2007)D^0]$			$1.67 \pm 0.36 \pm 0.47$		$1.67 \pm 0.59$
$D^0D_{sJ}^-(2460)[D_s^-\pi^+\pi^-]$	< 2.2	< 2.2			< 2.2
$D^0D_{sJ}^-(2460)[D_s^-\pi^0]$	< 2.7	< 2.7			< 2.7
$D^0D_{sJ}^-(2460)[D_s^-\gamma]$	$4.7 \pm 1.3$	$5.6 \pm_{1.5}^{1.6} \pm 1.7$	$6.00 \pm 2.00 \pm 1.00 \pm_{1.00}^{2.00}$		$5.8 \pm_{1.9}^{1.7}$
$D^0D_{sJ}^*(2317)^-[D_s^{*-}\gamma]$	< 7.6	< 7.6			< 7.6
$D^{*0}(2007)D_{sJ}^*(2317)^-[D_s^-\pi^0]$	$9.0 \pm 7.0$		$9.0 \pm 6.0 \pm 2.0 \pm_{2.0}^{3.0}$		$9.0 \pm_{6.6}^{7.0}$
$D^0D_{sJ}^*(2317)^-[D_s^-\pi^0]$	$7.4 \pm 2.1$	$8.1 \pm_{2.7}^{3.0} \pm 2.4$	$10.00 \pm 3.00 \pm 1.00 \pm_{2.00}^{4.00}$		$8.9 \pm_{3.2}^{2.7}$
$D^0D_{sJ}^-(2460)[D_s^{*-}\gamma]$	< 9.8	< 9.8			< 9.8
$D^{*0}(2007)D_{sJ}^-(2460)[D_s^-\gamma]$	$14.0 \pm 7.0$		$14.0 \pm 4.0 \pm 3.0 \pm_{3.0}^{5.0}$		$14.0 \pm_{5.8}^{7.1}$
$D^0D_{sJ}^-(2460)[D_s^{*-}\pi^0]$	$14.0 \pm 6.0$	$11.9 \pm_{4.9}^{6.1} \pm 3.6$	$27.0 \pm 7.0 \pm 5.0 \pm_{6.0}^{9.0}$		$15.0 \pm_{5.8}^{5.3}$
$D^{*0}(2007)D_{sJ}^-(2460)[D_s^{*-}\pi^0]$	$76 \pm 33$		$76 \pm 17 \pm 18 \pm_{16}^{26}$		$76 \pm_{29}^{36}$

Table 4: Branching fractions of charged B modes producing strange D mesons in units of  $10^{-4}$ , upper limits are at 90% CL. The latest version is available at: <http://hfag.phys.ntu.edu.tw/b2charm/00102.html>

Mode	PDG 2006	Belle	BABAR	CDF	Average
$D_s^- \phi(1020)$	< 0.019		< 0.019		< 0.019
$D_s^+ K^- K^-$			$0.110 \pm 0.040 \pm 0.020 \pm 0.003$		$0.11 \pm 0.04$
$D_s^{*-} \phi(1020)$	< 0.120		< 0.120		< 0.120
$D_s^{*+} K^- K^-$			< 0.150		< 0.150
$D_s^- \pi^0$	< 1.70		$0.15 \pm_{0.04}^{0.05} \pm 0.01 \pm 0.02$ <sup>1</sup>		$0.15 \pm 0.05$
			< 0.28 <sup>2</sup>		
$D_s^{*+} K^- \pi^-$	< 9.8		$1.84 \pm 0.19 \pm 0.40 \pm 0.06$ <sup>3b</sup>		$1.67 \pm 0.39$
			$1.67 \pm 0.16 \pm 0.35 \pm 0.05$ <sup>4b</sup>		
$D_s^+ K^- \pi^-$	< 7.0		$1.88 \pm 0.13 \pm 0.41 \pm 0.06$ <sup>3a</sup>		$1.86 \pm 0.24$
		$1.77 \pm 0.12 \pm 0.16 \pm 0.23$	$2.02 \pm 0.13 \pm 0.38 \pm 0.06$ <sup>4a</sup>		
$D_s^- D^0$	$109 \pm 27$	$85.2 \pm_{3.8}^{3.9}$	$133 \pm 18 \pm 32$		$85.7 \pm_{3.9}^{3.8}$
$D_s^{*-} D^0$	$72 \pm 26$		$93 \pm 18 \pm 19$		$93 \pm 26$
$D_s^- D^{*0}(2007)$	$100 \pm 40$		$121 \pm 23 \pm 20$		$121 \pm 30$
$D_s^{*-} D^{*0}(2007)$	$220 \pm 70$		$170 \pm 26 \pm 24$		$170 \pm 35$

<sup>1</sup> Evidence for the Rare Decay  $B^+ \rightarrow D_s^+ \pi^0$  (232M  $B\bar{B}$  pairs) ;  $\bar{B}^- \rightarrow D_s^- \pi^0$

<sup>2</sup> Search for  $B^- \rightarrow D_s^- \pi^0$  (internal document) (124M  $B\bar{B}$  pairs) ;  $B^- \rightarrow D_s^- \pi^0$

<sup>3</sup> Observation of the decays  $B^- \rightarrow D_s^{(*)+} K^- \pi^-$  (324M  $B\bar{B}$  pairs) ; <sup>3a</sup>  $B^- \rightarrow D_s^+ K^- \pi^-$  ; <sup>3b</sup>  $B^- \rightarrow D_s^{*+} K^- \pi^-$

<sup>4</sup> Observation of the decays  $B^- \rightarrow D_s^{(*)+} K^- \pi^-$  and  $\bar{B}^0 \rightarrow D_s^+ K_s^0 \pi^-$  and Search for  $\bar{B}^0 \rightarrow D_s^{*+} K_s^0 \pi^-$  and  $B^- \rightarrow D_s^{(*)+} K^- K^-$  (383M  $B\bar{B}$  pairs) ; <sup>4a</sup>  $B^- \rightarrow D_s^+ K^- \pi^-$  ; <sup>4b</sup>  $B^- \rightarrow D_s^{*+} K^- \pi^-$

Table 5: Product branching fractions of charged B modes producing strange D mesons in units of  $10^{-4}$ , upper limits are at 90% CL. The latest version is available at: <http://hfag.phys.ntu.edu.tw/b2charm/00102.html>

Mode	PDG 2006	Belle	BABAR	CDF	Average
$D^0 D_{s1}^- (2536) [\bar{D}^{*0}(2007) K^-]$			$2.16 \pm 0.52 \pm 0.45$		$2.16 \pm 0.69$
$D^0 D_{s1}^- (2536) [D^{*-}(2010) \bar{K}^0]$			$2.30 \pm 0.98 \pm 0.43$		$2.3 \pm 1.1$
$D^{*0}(2007) D_s^- [\phi(1020) \pi^-]$	$4.4 \pm 1.7$		$2.95 \pm 0.65 \pm 0.36$		$2.95 \pm 0.74$
$D_s^{*-} D^0 [D_s^- \rightarrow \phi(1020) \pi^-]$	$3.2 \pm 1.1$		$3.13 \pm 1.19 \pm 0.58$		$3.1 \pm 1.3$
$D^0 D_s^- [\phi(1020) \pi^-]$	$4.80 \pm 1.00$		$4.00 \pm 0.61 \pm 0.61$		$4.00 \pm 0.86$
$\bar{D}^{*0}(2007) D_{s1}^- (2536) [\bar{D}^{*0}(2007) K^-]$			$5.5 \pm 1.2 \pm 1.0$		$5.5 \pm 1.6$
$D_s^{*-} D^{*0}(2007) [D_s^- \rightarrow \phi(1020) \pi^-]$	$9.7 \pm 2.8$		$8.6 \pm 1.5 \pm 1.1$		$8.6 \pm 1.9$
$D^{*0}(2007) D_{s1}^- (2536) [D^{*-}(2010) \bar{K}^0]$			< 10.7		< 10.7

Table 6: Branching fractions of charged B modes producing baryons in units of  $10^{-5}$ , upper limits are at 90% CL. The latest version is available at: <http://hfag.phys.ntu.edu.tw/b2charm/00103.html>

Mode	PDG 2006	Belle	BABAR	CDF	Average
$J/\psi(1S)\Sigma^0\bar{p}$	< 1.10	< 1.10			< 1.10
$J/\psi(1S)\Lambda\bar{p}$	$1.18 \pm 0.31$	$1.16 \pm 0.28 \pm_{0.23}^{0.18}$	$1.16 \pm_{0.53}^{0.74} \pm_{0.18}^{0.42}$		<b><math>1.16 \pm 0.31</math></b>
$D^{*+}(2010)p\bar{p}$		< 1.50			< 1.50
$D^+p\bar{p}$		< 1.50			< 1.50
$\Sigma_c^{*0}\bar{p}$	< 4.6	< 4.6			< 4.6
$\Sigma_c^0\bar{p}$	< 8.0	< 9.3			< 9.3
$\Lambda_c^+\bar{p}\pi^-$	$21.0 \pm 7.0$	$18.7 \pm_{4.0}^{4.3} \pm 2.8 \pm 4.9$	$35.3 \pm 1.8 \pm 3.1 \pm 9.2$		$24.2 \pm_{5.7}^{5.6}$
$\Lambda_c^+\Lambda_c^-K^-$		$65.0 \pm_{9.0}^{10.0} \pm 11.0 \pm 34.0$			<b><math>65 \pm 37</math></b>

9

Table 7: Product branching fractions of charged B modes producing baryons in units of  $10^{-5}$ , upper limits are at 90% CL. The latest version is available at: <http://hfag.phys.ntu.edu.tw/b2charm/00103.html>

Mode	PDG 2006	Belle	BABAR	CDF	Average
$K^-\eta_c(1S)[\Lambda\bar{\Lambda}]$		$0.095 \pm_{0.022}^{0.025} \pm_{0.011}^{0.008}$			<b><math>0.10 \pm 0.03</math></b>
$K^-\eta_c(1S)[p\bar{p}]$	$0.12 \pm 0.04$	$0.14 \pm 0.01 \pm_{0.02}^{0.02}$	$0.18 \pm_{0.02}^{0.03} \pm 0.02$		<b><math>0.15 \pm 0.02</math></b>
$K^-J/\psi(1S)[\Lambda\bar{\Lambda}]$		$0.20 \pm_{0.03}^{0.03} \pm 0.03$			<b><math>0.20 \pm 0.05</math></b>
$K^-J/\psi(1S)[p\bar{p}]$	$0.22 \pm 0.01$	$0.22 \pm 0.01 \pm 0.01$	$0.22 \pm 0.02 \pm 0.01$		<b><math>0.22 \pm 0.01</math></b>
$\Lambda_c^-\Xi_c^0[\Xi^-\pi^+]$		$4.80 \pm_{0.90}^{1.00} \pm 1.10 \pm 1.20$			<b><math>4.8 \pm 1.9</math></b>

Table 8: Ratios of branching fractions of charged B modes producing baryons in units of  $10^0$ , upper limits are at 90% CL. The latest version is available at: <http://hfag.phys.ntu.edu.tw/b2charm/00103.html>

Mode	PDG 2006	Belle	BABAR	CDF	Average
$\frac{\mathcal{B}(B^- \rightarrow \Lambda_c^+ \bar{p} \pi^-)}{\mathcal{B}(\bar{B}^0 \rightarrow \Lambda_c^+ \bar{p})}$			$16.4 \pm 2.9 \pm 1.3$		$16.4 \pm 3.2$

Table 9: Branching fractions of charged B modes producing  $J/\psi(1S)$  in units of  $10^{-4}$ , upper limits are at 90% CL. The latest version is available at: <http://hfag.phys.ntu.edu.tw/b2charm/00104.html>

Mode	PDG 2006	Belle	BABAR	CDF	Average
$\pi^-\pi^0 J/\psi(1S)$			$< 0.073$		$< \mathbf{0.073}$
$J/\psi(1S)D^0\pi^-$	$< 0.25$	$< 0.25$	$< 0.52$		$< 0.25$
$J/\psi(1S)\phi(1020)K^-$	$0.52 \pm 0.17$		$0.44 \pm 0.14 \pm 0.05 \pm 0.01$		$0.44 \pm 0.15$
$J/\psi(1S)\pi^-$	$0.49 \pm 0.06$	$0.38 \pm 0.06 \pm 0.03$	$0.54 \pm 0.04 \pm 0.02$		$0.48 \pm 0.04$
$\rho^-(770)J/\psi(1S)$			$0.50 \pm 0.07 \pm 0.03$		$\mathbf{0.50 \pm 0.08}$
$J/\psi(1S)\eta K^-$	$1.08 \pm 0.33$		$1.08 \pm 0.23 \pm 0.24 \pm 0.03$		$1.08 \pm 0.33$
$J/\psi(1S)D^-$	$< 1.20$		$< 1.20$		$< 1.20$
$J/\psi(1S)\omega(782)K^-$			$3.50 \pm 0.20 \pm 0.40$		$\mathbf{3.50 \pm 0.45}$
$J/\psi(1S)K^-$	$10.08 \pm 0.35$	$10.10 \pm 0.20 \pm 0.70 \pm 0.20$	$10.61 \pm 0.15 \pm 0.44 \pm 0.18$ <sup>1</sup>		$10.26 \pm 0.37$
			$10.10 \pm 0.90 \pm 0.60$ <sup>2</sup>		
			$8.10 \pm 1.30 \pm 0.70$ <sup>3</sup>		
$J/\psi(1S)K^-\pi^+\pi^-$	$10.7 \pm 1.9$		$11.60 \pm 0.70 \pm 0.90$	$6.9 \pm 1.8 \pm 1.2$	$10.6 \pm 1.0$
$J/\psi(1S)K^{*-}(892)$	$14.10 \pm 0.80$	$12.80 \pm 0.70 \pm 1.40 \pm 0.20$	$14.54 \pm 0.47 \pm 0.94 \pm 0.25$	$15.8 \pm 4.7 \pm 2.7$	$14.03 \pm 0.88$
$J/\psi(1S)K_1^-(1270)$	$18.0 \pm 5.2$	$18.0 \pm 3.4 \pm 3.0 \pm 2.5$			$18.0 \pm 5.2$

<sup>1</sup> MEASUREMENT OF BRANCHING FRACTIONS AND CHARGE ASYMMETRIES FOR EXCLUSIVE B DECAYS TO CHARMONIUM (124M  $B\bar{B}$  pairs) ;  $B^- \rightarrow J/\psi K^-$  with  $J/\psi$  to leptons

<sup>2</sup> MEASUREMENT OF THE  $B^+ \rightarrow p\bar{p}K^+$  BRANCHING FRACTION AND STUDY OF THE DECAY DYNAMICS (232M  $B\bar{B}$  pairs) ;  $B^- \rightarrow J/\psi K^-$  with  $J/\psi \rightarrow p\bar{p}$

<sup>3</sup> Measurements of the absolute branching fractions of  $B^\pm \rightarrow K^\pm X_{c\bar{c}}$  (231.8M  $B\bar{B}$  pairs) ;  $B^- \rightarrow J/\psi K^-$  (inclusive)

Table 10: Product branching fractions of charged B modes producing  $J/\psi(1S)$  in units of  $10^{-4}$ , upper limits are at 90% CL. The latest version is available at: <http://hfag.phys.ntu.edu.tw/b2charm/00104.html>

Mode	PDG 2006	Belle	BABAR	CDF	Average
$K^- h_c(1P)[J/\psi(1S)\pi^+\pi^-]$	$< 0.034$		$< 0.034$		$< 0.034$

Table 11: Ratios of branching fractions of charged B modes producing  $J/\psi(1S)$  in units of  $10^0$ , upper limits are at 90% CL. The latest version is available at: <http://hfag.phys.ntu.edu.tw/b2charm/00104.html>

Mode	PDG 2006	Belle	BABAR	CDF	Average
$\frac{\mathcal{B}(B^- \rightarrow J/\psi(1S)\pi^-)}{\mathcal{B}(B^- \rightarrow J/\psi(1S)K^-)}$	$0.049 \pm 0.006$		$0.054 \pm 0.004 \pm 0.001$	$0.0500 \pm_{0.0170}^{0.0190} \pm 0.0010$ <sup>1</sup> $0.049 \pm 0.008 \pm 0.002$ <sup>2</sup>	<b><math>0.052 \pm 0.004</math></b>
$\frac{\mathcal{B}(B^- \rightarrow J/\psi(1S)K_1^-(1400))}{\mathcal{B}(B^- \rightarrow J/\psi(1S)K_1^-(1270))}$	$< 0.30$	$< 0.30$			$< 0.30$
$\frac{\mathcal{B}(B^- \rightarrow \chi_{c0}(1P)K^-)}{\mathcal{B}(B^- \rightarrow J/\psi(1S)K^-)}$	$0.60 \pm 0.20$	$0.60 \pm_{0.18}^{0.21} \pm 0.05 \pm 0.08$			$0.60 \pm_{0.20}^{0.23}$
$\frac{\mathcal{B}(B^- \rightarrow \eta_c(1S)K^-)}{\mathcal{B}(B^- \rightarrow J/\psi(1S)K^-)}$	$1.33 \pm 0.44$		$1.28 \pm 0.10 \pm 0.38$ <sup>3</sup> $1.06 \pm 0.23 \pm 0.04$ <sup>4</sup>		$1.12 \pm 0.20$
$\frac{\mathcal{B}(B^- \rightarrow J/\psi(1S)K^{*-}(892))}{\mathcal{B}(B^- \rightarrow J/\psi(1S)K^-)}$	$1.39 \pm 0.09$		$1.37 \pm 0.05 \pm 0.08$	$1.92 \pm 0.60 \pm 0.17$	$1.38 \pm 0.09$
$\frac{\mathcal{B}(B^- \rightarrow J/\psi(1S)K_1^-(1270))}{\mathcal{B}(B^- \rightarrow J/\psi(1S)K^-)}$		$1.80 \pm 0.34 \pm 0.34$			$1.80 \pm 0.48$

<sup>1</sup> Measurement of the Branching Fraction  $B(B^+ \rightarrow J/\psi\pi^+)$  and Search for  $B^{c+} \rightarrow J/\psi\pi^+$

<sup>1</sup> Measurement of the Branching Fraction  $B(B^+ \rightarrow J/\psi\pi^+)$  and Search for  $B^{c+} \rightarrow J/\psi\pi^+$

<sup>2</sup> Measurement of the Ratio of Branching Fractions  $\mathcal{B}(B^- \rightarrow J/\psi\pi^-)/\mathcal{B}(B^- \rightarrow J/\psi K^-)$  ;  $\text{Br}(B^- \rightarrow J/\psi\pi^-)/\text{Br}(B^- \rightarrow J/\psi K^-)$

<sup>3</sup> Branching Fraction Measurements of  $B \rightarrow \eta_c K$  Decays (86.1M  $B\bar{B}$  pairs) ; Ratio  $B^- \rightarrow \eta_c K^-$  to  $B^- \rightarrow J/\psi K^-$  with  $\eta_c \rightarrow K\bar{K}\pi$

<sup>4</sup> Measurements of the absolute branching fractions of  $B^\pm \rightarrow K^\pm X_{c\bar{c}}$  (231.8M  $B\bar{B}$  pairs) ; Ratio  $B^- \rightarrow \eta_c K^-$  to  $B^- \rightarrow J/\psi K^-$  (inclusive analysis)



Table 12: Branching fractions of charged B modes producing charmonium other than  $J/\psi(1S)$  in units of  $10^{-4}$ , upper limits are at 90% CL. The latest version is available at: <http://hfag.phys.ntu.edu.tw/b2charm/00105.html>

Mode	PDG 2006	Belle	BABAR	CDF	Average
$h_c(1P)K^-$		$< 0.038$			$< 0.038$
$\chi_{c2}(1P)K^{*-}(892)$	$< 0.120$		$< 0.120$		$< 0.120$
$\chi_{c1}(1P)\pi^-$		$0.22 \pm 0.04 \pm 0.03$			$0.22 \pm 0.05$
$\chi_{c2}(1P)K^-$	$< 0.29$		$< 0.30$		$< 0.30$
$\chi_{c0}(1P)\pi^-$			$< 0.61$		$< 0.61$
$\chi_{c0}(1P)K^-$	$1.60 \pm 0.50$	$6.00 \pm_{1.80}^{2.10} \pm 0.70 \pm 0.90$	$2.70 \pm 0.70$ <sup>2</sup>		$1.88 \pm 0.30$
			$1.84 \pm 0.32 \pm 0.14 \pm 0.28$ <sup>3</sup>		
			$1.34 \pm 0.45 \pm 0.15 \pm 0.14$ <sup>1</sup>		
			$< 1.80$ <sup>6d</sup>		
$\eta_c(2S)K^-$	$3.4 \pm 1.8$		$3.40 \pm 1.80 \pm 0.30$		$3.4 \pm 1.8$
$\chi_{c1}(1P)K^{*-}(892)$	$3.60 \pm 0.90$	$4.10 \pm 0.60 \pm 0.90$	$2.94 \pm 0.95 \pm 0.93 \pm 0.31$		$3.65 \pm 0.85$
$\psi(3770)K^-$	$4.9 \pm 1.3$	$4.80 \pm 1.10 \pm 0.70$	$3.50 \pm 2.50 \pm 0.30$		$4.5 \pm 1.2$
$\chi_{c1}(1P)K^-$	$5.30 \pm 0.70$	$4.50 \pm 0.20 \pm 0.70$	$8.00 \pm 1.40 \pm 0.70$ <sup>6b</sup>	$15.5 \pm 5.4 \pm 2.0$	$5.01 \pm 0.37$
			$4.90 \pm 0.20 \pm 0.40$ <sup>4</sup>		
$\psi(2S)K^-$	$6.48 \pm 0.35$	$6.90 \pm 0.60$	$6.17 \pm 0.32 \pm 0.38 \pm 0.23$ <sup>5</sup>	$5.50 \pm 1.00 \pm 0.60$	$6.32 \pm 0.37$
			$4.90 \pm 1.60 \pm 0.40$ <sup>6a</sup>		
$\psi(2S)K^{*-}(892)$	$6.7 \pm 1.4$	$8.13 \pm 0.77 \pm 0.89$	$5.92 \pm 0.85 \pm 0.86 \pm 0.22$		$7.07 \pm 0.85$
$\eta_c(1S)K^-$	$9.1 \pm 1.3$	$12.50 \pm 1.40 \pm_{1.20}^{1.00} \pm 3.80$	$12.90 \pm 0.90 \pm 1.30 \pm 3.60$ <sup>8</sup>		$9.8 \pm 1.3$
			$13.8 \pm_{1.5}^{2.3} \pm 1.5 \pm 4.2$ <sup>7</sup>		
			$8.7 \pm 1.5$ <sup>6c</sup>		
$\eta_c(1S)K^{*-}(892)$			$12.1 \pm_{3.5}^{4.3} \pm_{2.8}^{3.4} \pm_{2.8}^{5.4}$		$12.1 \pm_{5.3}^{7.7}$
$\chi_{c0}(1P)K^{*-}(892)$	$< 29$		$< 29$		$< 29$

<sup>1</sup> Dalitz-plot analysis of the decays  $B^\pm \rightarrow K^\pm \pi^\mp \pi^\pm$  (226M  $B\bar{B}$  pairs) ;  $B^- \rightarrow \chi_{c0}K^-$  with  $\chi_{c0} \rightarrow \pi^+\pi^-$  (Dalitz analysis)

<sup>2</sup> MEASUREMENT OF THE BRANCHING FRACTION FOR  $B^\pm \rightarrow \chi_{c0}K^\pm$ . (88.9M  $B\bar{B}$  pairs) ;  $B^- \rightarrow \chi_{c0}K^-$  with  $\chi_{c0} \rightarrow K^+K^-, \pi^+\pi^-$

<sup>3</sup> Dalitz plot analysis of the decay  $B^\pm \rightarrow K^\pm K^\pm K^\mp$  (226M  $B\bar{B}$  pairs) ;  $B^\pm \rightarrow K^\pm \chi_{c0}$ , with  $\chi_{c0} \rightarrow K^+K^-$  (Dalitz analysis)

<sup>4</sup> Search for  $B \rightarrow X(3872)K, X(3872) \rightarrow J/\psi\gamma$  (287M  $B\bar{B}$  pairs) ;  $B^- \rightarrow \chi_{c1}K^-$  with  $\chi_{c1}$  to  $J/\psi\gamma$

<sup>5</sup> MEASUREMENT OF BRANCHING FRACTIONS AND CHARGE ASYMMETRIES FOR EXCLUSIVE B DECAYS TO CHARMONIUM (124M  $B\bar{B}$  pairs) ;  $B^- \rightarrow \psi(2S)K^-$  with  $\psi(2S)$  to leptons

<sup>6</sup> Measurements of the absolute branching fractions of  $B^\pm \rightarrow K^\pm X_{c\ell}$  (231.8M  $B\bar{B}$  pairs) ; <sup>6a</sup>  $B^- \rightarrow \psi(2S)K^-$  (inclusive) ; <sup>6b</sup>  $B^- \rightarrow \chi_{c1}K^-$  (inclusive) ; <sup>6c</sup>  $B^- \rightarrow \eta_c K^-$  (inclusive) ; <sup>6d</sup>  $B^- \rightarrow \chi_{c0}K^-$  (inclusive)

<sup>7</sup> MEASUREMENT OF THE  $B^+ \rightarrow p\bar{p}K^+$  BRANCHING FRACTION AND STUDY OF THE DECAY DYNAMICS (232M  $B\bar{B}$  pairs) ;  $B^- \rightarrow \eta_c K^-$  with  $\eta_c \rightarrow p\bar{p}$

<sup>8</sup> Branching Fraction Measurements of  $B \rightarrow \eta_c K$  Decays (86.1M  $B\bar{B}$  pairs) ;  $B^- \rightarrow \eta_c K^-$  with  $\eta_c \rightarrow K\bar{K}\pi$

Table 13: Product branching fractions of charged B modes producing charmonium other than  $J/\psi(1S)$  in units of  $10^{-4}$ , upper limits are at 90% CL. The latest version is available at: <http://hfag.phys.ntu.edu.tw/b2charm/00105.html>

Mode	PDG 2006	Belle	BABAR	CDF	Average
$K^-\psi(3770)[D^+D^-]$			$0.84 \pm 0.32 \pm 0.21$		$0.84 \pm 0.38$
$K^-\psi(3770)[D^0\bar{D}^0]$			$1.41 \pm 0.30 \pm 0.22$		$1.41 \pm 0.37$

10

Table 14: Ratios of branching fractions of charged B modes producing charmonium other than  $J/\psi(1S)$  in units of  $10^{-1}$ , upper limits are at 90% CL. The latest version is available at: <http://hfag.phys.ntu.edu.tw/b2charm/00105.html>

Mode	PDG 2006	Belle	BABAR	CDF	Average
$\frac{\mathcal{B}(B^- \rightarrow \chi_{c1}(1P)\pi^-)}{\mathcal{B}(B^- \rightarrow \chi_{c1}(1P)K^-)}$		$0.43 \pm 0.08 \pm 0.03$			$0.43 \pm 0.09$
$\frac{\mathcal{B}(B^- \rightarrow h_c(1P)K^-) \times \mathcal{B}(h_c(1P) \rightarrow \eta_c(1S)\gamma)}{\mathcal{B}(B^- \rightarrow \eta_c(1S)K^-)}$			$< 0.58$		$< 0.58$
$\frac{\mathcal{B}(B^- \rightarrow \chi_{c1}(1P)K^{*-}(892))}{\mathcal{B}(B^- \rightarrow \chi_{c1}(1P)K^-)}$	$5.1 \pm 2.3$		$5.1 \pm 1.7 \pm 1.6$		$5.1 \pm 2.3$
$\frac{\mathcal{B}(B^- \rightarrow \psi(2S)K^{*-}(892))}{\mathcal{B}(B^- \rightarrow \psi(2S)K^-)}$	$9.6 \pm 1.7$		$9.60 \pm 1.50 \pm 0.90$		$9.6 \pm 1.7$

Table 15: Branching fractions of charged B modes producing multiple  $D$ ,  $D^*$  or  $D^{**}$  mesons in units of  $10^{-3}$ , upper limits are at 90% CL. The latest version is available at: <http://hfag.phys.ntu.edu.tw/b2charm/00106.html>

Mode	PDG 2006	Belle	BABAR	CDF	Average
$D^0\bar{D}^0\pi^0K^-$		$0.11 \pm 0.03 \pm_{0.03}^{0.02}$			$0.11 \pm 0.04$
$D^0D^{*-}(2010)$	$0.46 \pm 0.09$	$0.46 \pm 0.07 \pm 0.06$	$0.36 \pm 0.05 \pm 0.04$		$0.39 \pm 0.05$
$D^-D^0$	$0.48 \pm 0.10$				$0.41 \pm 0.04$
		$0.38 \pm 0.03 \pm 0.04$ <sup>2</sup>	$0.38 \pm 0.06 \pm 0.04 \pm 0.03$		
		$0.56 \pm 0.08 \pm 0.06$ <sup>1</sup>			
$D^+D^-K^-$	$< 0.40$	$< 0.90$	$< 0.40$		$< 0.40$
$D^+D^{*-}(2010)K^-$	$< 0.70$		$< 0.70$		$< 0.70$
$D^{*0}(2007)D^{*-}(2010)$	$< 11.0$		$0.81 \pm 0.12 \pm 0.11 \pm 0.06$		$0.81 \pm 0.17$
$D^0\bar{D}^0K^-$	$1.37 \pm 0.32$	$1.17 \pm 0.21 \pm 0.15$	$1.90 \pm 0.30 \pm 0.30$		$1.37 \pm 0.22$
$D^{*+}(2010)D^-K^-$	$1.50 \pm 0.40$		$1.50 \pm 0.30 \pm 0.20$		$1.50 \pm 0.36$
$D^{*-}(2010)D^{*+}(2010)K^-$	$< 1.80$		$< 1.80$		$< 1.80$
$D^0D^-\bar{K}^0$	$< 2.8$		$< 2.8$		$< 2.8$
$D^{*0}(2007)\bar{D}^0K^-$	$< 3.8$		$< 3.8$		$< 3.8$
$D^0\bar{D}^{*0}(2007)K^-$	$4.70 \pm 1.00$		$4.70 \pm 0.70 \pm 0.70$		$4.70 \pm 0.99$
$D^0D^{*-}(2010)\bar{K}^0$	$5.2 \pm 1.2$		$5.20 \pm_{0.90}^{1.00} \pm 0.70$		$5.2 \pm_{1.1}^{1.2}$
$\bar{D}^{*0}(2007)D^{*0}(2007)K^-$	$5.3 \pm 1.6$		$5.30 \pm_{1.00}^{1.10} \pm 1.20$		$5.3 \pm 1.6$
$D^{*0}(2007)D^-\bar{K}^0$	$< 6.1$		$< 6.1$		$< 6.1$
$D^{*0}(2007)D^{*-}(2010)\bar{K}^0$	$7.8 \pm 2.6$		$7.8 \pm_{2.1}^{2.3} \pm 1.4$		$7.8 \pm_{2.5}^{2.7}$

<sup>1</sup> Observation of  $B^0 \rightarrow D^+D^-$ ,  $B^- \rightarrow D^0D^-$  and  $B^- \rightarrow D^0D^{*-}$  decays (152M  $B\bar{B}$  pairs)

<sup>2</sup> Measurement of  $B^+$  -  $D^+$   $D^0$ bar branching fraction and charge asymmetry and search for  $B^0$  -  $D^0$   $D^0$ bar (656.7M  $B\bar{B}$  pairs)

Table 16: Product branching fractions of charged B modes producing multiple  $D$ ,  $D^*$  or  $D^{**}$  mesons in units of  $10^{-4}$ , upper limits are at 90% CL. The latest version is available at: <http://hfag.phys.ntu.edu.tw/b2charm/00106.html>

Mode	PDG 2006	Belle	BABAR	CDF	Average
$\pi^- D_1^0(2420)[D^{*0}(2007)\pi^- \pi^+]$	$< 0.060$	$< 0.060$			$< 0.060$
$\pi^- D_2^{*0}(2460)[D^{*0}(2007)\pi^- \pi^+]$	$< 0.22$	$< 0.22$			$< 0.22$
$\pi^- D_2^{*0}(2460)[D^{*+}(2010)\pi^-]$	$1.80 \pm 0.50$	$1.80 \pm 0.30 \pm 0.30 \pm 0.20$	$1.80 \pm 0.30 \pm 0.50$		$1.80 \pm 0.36$
$\pi^- D_1^0(2420)[D^0 \pi^- \pi^+]$	$1.90 \pm 0.60$	$1.85 \pm 0.29 \pm 0.35 \pm_{0.46}^{0.00}$			$1.85 \pm_{0.65}^{0.45}$
$\pi^- D_2^{*0}(2460)[D^+ \pi^-]$	$3.40 \pm 0.80$	$3.40 \pm 0.30 \pm 0.60 \pm 0.40$	$2.90 \pm 0.20 \pm 0.50$		$3.06 \pm 0.44$
$\pi^- D_1^0(H)[D^{*+}(2010)\pi^-]$		$5.00 \pm 0.40 \pm 1.00 \pm 0.40$			$5.0 \pm 1.1$
$\pi^- D_0^{*0}[D^+ \pi^-]$		$6.10 \pm 0.60 \pm 0.90 \pm 1.60$			$6.1 \pm 1.9$
$\pi^- D_1^0(2420)[D^{*+}(2010)\pi^-]$	$6.8 \pm 1.5$	$6.80 \pm 0.70 \pm 1.30 \pm 0.30$	$5.90 \pm 0.30 \pm 1.10$		$6.23 \pm 0.91$

12

Table 17: Ratios of branching fractions of charged B modes producing multiple  $D$ ,  $D^*$  or  $D^{**}$  mesons in units of  $10^0$ , upper limits are at 90% CL. The latest version is available at: <http://hfag.phys.ntu.edu.tw/b2charm/00106.html>

Mode	PDG 2006	Belle	BABAR	CDF	Average
$\frac{\mathcal{B}(B^- \rightarrow D^0 K^-)}{\mathcal{B}(B^- \rightarrow D^0 \pi^-)}$	$0.083 \pm 0.010$	$0.077 \pm 0.005 \pm 0.006$	$0.083 \pm 0.003 \pm 0.002$	$0.065 \pm 0.007 \pm 0.004$	<b><math>0.079 \pm 0.003</math></b>
$\frac{\mathcal{B}(B^- \rightarrow D^{*0}(2007) K^-)}{\mathcal{B}(B^- \rightarrow D^{*0}(2007) \pi^-)}$	$0.08 \pm 0.02$	$0.078 \pm 0.019 \pm 0.009$	$0.081 \pm 0.004 \pm_{0.003}^{0.004}$		$0.081 \pm 0.005$
$\frac{\mathcal{B}(B^- \rightarrow D_2^{*0}(2460) \pi^-)}{\mathcal{B}(B^- \rightarrow D_1^0(2420) \pi^-)}$			$0.80 \pm 0.07 \pm 0.16$		$0.80 \pm 0.17$
$\frac{\mathcal{B}(B^- \rightarrow D^{*0}(2007) \pi^-)}{\mathcal{B}(B^- \rightarrow D^0 \pi^-)}$			$1.14 \pm 0.07 \pm 0.04$		<b><math>1.14 \pm 0.08</math></b>
$\frac{\mathcal{B}(B^- \rightarrow D^{**+} \pi^-)}{\mathcal{B}(B^- \rightarrow D^0 \pi^-)}$			$1.22 \pm 0.13 \pm 0.23$		<b><math>1.22 \pm 0.26</math></b>
$\frac{\mathcal{B}(B^- \rightarrow D^0 \pi^-)}{\mathcal{B}(B^0 \rightarrow D^+ \pi^-)}$				$1.97 \pm 0.10 \pm 0.21$	$1.97 \pm 0.23$

Table 18: Branching fractions of charged B modes producing a single  $D^*$  or  $D^{**}$  meson in units of  $10^{-4}$ , upper limits are at 90% CL. The latest version is available at: <http://hfag.phys.ntu.edu.tw/b2charm/00107.html>

Mode	PDG 2006	Belle	BABAR	CDF	Average
$D^{*-}(2010)\pi^0$	$< 1.70$	$< 0.030$			$< 0.030$
$D^{*-}(2010)\bar{K}^0$	$< 0.090$		$< 0.090$		$< 0.090$
$D^{*0}(2007)K^-$	$3.70 \pm 0.40$	$3.59 \pm 0.87 \pm 0.41 \pm 0.31$			$3.6 \pm 1.0$
$D^{*0}(2007)K^{*-}(892)$	$8.1 \pm 1.4$		$8.30 \pm 1.10 \pm 0.96 \pm 0.27$		$8.3 \pm 1.5$
$D^{*0}(2007)K^-K^0$	$< 10.6$	$< 10.6$			$< 10.6$
$D^{*+}(2010)\pi^-\pi^-$	$13.5 \pm 2.2$	$12.50 \pm 0.80 \pm 2.20$	$12.20 \pm 0.50 \pm 1.80$		$12.3 \pm 1.5$
$D^{*0}(2007)K^-K^{*0}(892)$	$15.0 \pm 4.0$	$15.3 \pm 3.1 \pm 2.9$			$15.3 \pm 4.2$
$D^{*+}(2010)\pi^-\pi^+\pi^-\pi^-$	$26.0 \pm 4.0$	$25.6 \pm 2.6 \pm 3.3$			$25.6 \pm 4.2$
$D^{*0}(2007)\pi^-$	$46.0 \pm 4.0$			$55.20 \pm 1.70 \pm 4.20 \pm 0.20$ <sup>1</sup>	$52.8 \pm 2.8$
			$51.3 \pm 2.2 \pm 2.8$ <sup>2</sup>		
$D^{**+}\pi^-$			$55.0 \pm 5.2 \pm 10.4$		$55 \pm 12$
$D^{*0}(2007)\pi^-\pi^+\pi^-\pi^+\pi^-$		$56.7 \pm 9.1 \pm 8.5$			$57 \pm 12$
$D^{*0}(2007)\pi^-\pi^+\pi^-$	$103 \pm 12$	$105.5 \pm 4.7 \pm 12.9$			$106 \pm 14$

<sup>1</sup> Branching fraction measurements and isospin analyses for  $\bar{B} \rightarrow D^{(*)}\pi^-$  decays (65M  $B\bar{B}$  pairs) ;  $B^- \rightarrow D^{*0}\pi^-$

<sup>2</sup> Measurement of the Absolute Branching Fractions  $B \rightarrow D^{(*,**)}\pi$  with a Missing Mass method (231M  $B\bar{B}$  pairs) ;  $B^- \rightarrow D^{*0}\pi^-$

Table 19: Branching fractions of charged B modes producing a single D meson in units of  $10^{-4}$ , upper limits are at 90% CL. The latest version is available at: <http://hfag.phys.ntu.edu.tw/b2charm/00108.html>

Mode	PDG 2006	Belle	BABAR	CDF	Average
$D^- \bar{K}^0$	$< 0.050$		$< 0.050$		$< 0.050$
$D^0 K^-$	$4.08 \pm 0.24$	$3.83 \pm 0.25 \pm 0.30 \pm 0.22$			$3.83 \pm 0.45$
$D^0 K^{*-}(892)$	$6.30 \pm 0.80$				$5.29 \pm 0.45$
			$5.29 \pm 0.30 \pm 0.34$ <sup>1</sup>		
			$6.30 \pm 0.70 \pm 0.50$ <sup>2</sup>		
$D^0 K^- K^0$	$5.5 \pm 1.6$	$5.50 \pm 1.40 \pm 0.80$			$5.5 \pm 1.6$
$D^0 K^- K^{*0}(892)$	$7.5 \pm 1.7$	$7.5 \pm 1.3 \pm 1.1$			$7.5 \pm 1.7$
$D^+ \pi^- \pi^-$	$10.2 \pm 1.6$	$10.20 \pm 0.40 \pm 1.50$		$8.70 \pm 0.40 \pm 1.30$	$9.4 \pm 1.0$
$D^0 \pi^-$	$49.2 \pm 2.0$				$47.5 \pm 1.9$
			$49.00 \pm 0.70 \pm 2.20 \pm 0.06$ <sup>3</sup>		
			$44.9 \pm 2.1 \pm 2.3$ <sup>4</sup>		

<sup>1</sup> Measurement of the  $B^- \rightarrow D^0 K^{*-}$  branching fraction (232M  $B\bar{B}$  pairs) ; Measurement of of the  $B^- \rightarrow D^0 K^{*-}$  branching fraction

<sup>2</sup> Measurement of the Branching Fraction for  $B^- \rightarrow D^0 K^{*-}$  (86M  $B\bar{B}$  pairs) ;  $B^- \rightarrow D^0 K^{*-}$

<sup>3</sup> Branching fraction measurements and isospin analyses for  $\bar{B} \rightarrow D^{(*)} \pi^-$  decays (65M  $B\bar{B}$  pairs) ;  $B^- \rightarrow D^0 \pi^-$

<sup>4</sup> Measurement of the Absolute Branching Fractions  $B \rightarrow D^{(*,**)} \pi$  with a Missing Mass method (231M  $B\bar{B}$  pairs) ;  $B^- \rightarrow D^0 \pi^-$

Table 20: Branching fractions of neutral B modes producing new particles in units of  $10^{-3}$ , upper limits are at 90% CL. The latest version is available at: <http://hfag.phys.ntu.edu.tw/b2charm/00201.html>

Mode	PDG 2006	Belle	BABAR	CDF	Average
$X^+(3872)K^-$	< 0.50		< 0.50		< 0.50
$D_{sJ}^-(2460)D^+$			$2.60 \pm 1.50 \pm 0.70$		$2.6 \pm 1.7$
$D_{sJ}^-(2460)D^{*+}(2010)$			$8.8 \pm 2.0 \pm 1.4$		$8.8 \pm 2.4$

Table 21: Product branching fractions of neutral B modes producing new particles in units of  $10^{-4}$ , upper limits are at 90% CL. The latest version is available at: <http://hfag.phys.ntu.edu.tw/b2charm/00201.html>

Mode	PDG 2006	Belle	BABAR	CDF	Average
$\pi^+ D_{sJ}^-(2460)[D_s^- \gamma]$	< 0.040	< 0.040			< 0.040
$\bar{K}^0 X(3872)[J/\psi(1S)\pi^+\pi^-]$	< 0.103		$0.051 \pm 0.028 \pm 0.007$		$0.05 \pm 0.03$
$K^- X^+(3872)[J/\psi(1S)\pi^+\pi^0]$	< 0.054		< 0.054		< 0.054
$K^- D_{sJ}^+(2460)[D_s^+ \gamma]$	< 0.094	< 0.086			< 0.086
$\bar{K}^0 Y(3940)[J/\psi(1S)\omega(782)]$			$0.15 \pm_{0.12}^{0.14} \pm 0.02$		<b><math>0.15 \pm 0.13</math></b>
$\pi^+ D_{sJ}^*(2317)^-[D_s^- \pi^0]$	< 0.25	< 0.25			< 0.25
$K^- D_{sJ}^*(2317)^+[D_s^+ \pi^0]$	$0.43 \pm 0.15$	$0.44 \pm 0.08 \pm 0.06 \pm 0.11$			$0.44 \pm 0.15$
$D^+ D_{sJ}^-(2460)[D_s^- \pi^+ \pi^-]$	< 2.00	< 2.00			< 2.00
$D^+ D_{sJ}^-(2460)[D_s^- \pi^0]$	< 3.6	< 3.6			< 3.6
$\bar{K}^0 X(3872)[\bar{D}^{*0}(2007)D^0]$			< 4.4		< 4.4
$D^+ D_{sJ}^-(2460)[D_s^{*-} \gamma]$	< 6.0	< 6.0			< 6.0
$D^+ D_{sJ}^-(2460)[D_s^- \gamma]$	$6.6 \pm 1.7$	$8.2 \pm_{1.9}^{2.2} \pm 2.5$	$8.00 \pm 2.00 \pm 1.00 \pm_{2.00}^{3.00}$		$8.1 \pm_{2.5}^{2.2}$
$D^+ D_{sJ}^*(2317)^-[D_s^{*-} \gamma]$	< 9.5	< 9.5			< 9.5
$D^+ D_{sJ}^*(2317)^-[D_s^- \pi^0]$	$9.7 \pm 3.7$	$8.6 \pm_{2.6}^{3.3} \pm 2.6$	$18.0 \pm 4.0 \pm 3.0 \pm_{4.0}^{6.0}$		$10.4 \pm_{3.5}^{3.2}$
$D^{*+}(2010)D_{sJ}^*(2317)^-[D_s^- \pi^0]$	$15.0 \pm 6.0$		$15.0 \pm 4.0 \pm 2.0 \pm_{3.0}^{5.0}$		$15.0 \pm_{5.4}^{6.7}$
$D^{*+}(2010)D_{sJ}^-(2460)[D_s^- \gamma]$	$23.0 \pm 8.0$		$23.0 \pm 3.0 \pm 3.0 \pm_{5.0}^{8.0}$		$23.0 \pm_{6.6}^{9.1}$
$D^+ D_{sJ}^-(2460)[D_s^{*-} \pi^0]$	$20.0 \pm 5.0$	$22.7 \pm_{6.2}^{7.3} \pm 6.8$	$28.0 \pm 8.0 \pm 5.0 \pm_{6.0}^{10.0}$		$24.6 \pm_{8.2}^{7.2}$
$D^{*+}(2010)D_{sJ}^-(2460)[D_s^{*-} \pi^0]$	$55 \pm 23$		$55.0 \pm 12.0 \pm 10.0 \pm_{12.0}^{19.0}$		$55 \pm_{20}^{25}$

15

Table 22: Ratios of branching fractions of neutral B modes producing new particles in units of  $10^0$ , upper limits are at 90% CL. The latest version is available at: <http://hfag.phys.ntu.edu.tw/b2charm/00201.html>

Mode	PDG 2006	Belle	BABAR	CDF	Average
$\frac{B(\bar{B}^0 \rightarrow X(3872)\bar{K}^0)}{B(B^- \rightarrow X(3872)K^-)}$			$0.50 \pm 0.30 \pm 0.05$		$0.50 \pm 0.30$

Table 23: Branching fractions of neutral B modes producing strange D mesons in units of  $10^{-3}$ , upper limits are at 90% CL. The latest version is available at: <http://hfag.phys.ntu.edu.tw/b2charm/00202.html>

Mode	PDG 2006	Belle	BABAR	CDF	Average
$D_s^- \pi^+$	$0.022 \pm 0.007$	$0.024 \pm_{0.008}^{0.010} \pm 0.004 \pm 0.006$	$0.032 \pm 0.009 \pm 0.007 \pm 0.008$ <sup>2d</sup> $0.013 \pm 0.003 \pm 0.001 \pm 0.002$ <sup>1d</sup>		$0.014 \pm 0.003$
$D_s^- a_0^+(980)$			$< 0.019$		$< 0.019$
$D_s^- \rho^+(770)$	$< 0.60$		$< 0.019$		$< 0.019$
$D_s^{*+} K^-$	$< 0.025$		$0.020 \pm 0.005 \pm 0.003 \pm 0.003$ <sup>1c</sup> $< 0.025$ <sup>2c</sup>		$0.020 \pm 0.006$
$D_s^+ K^-$	$0.031 \pm 0.008$	$0.046 \pm_{0.011}^{0.012} \pm 0.006 \pm 0.012$	$0.032 \pm 0.010 \pm 0.007 \pm 0.008$ <sup>2b</sup> $0.025 \pm 0.004 \pm 0.002 \pm 0.003$ <sup>1b</sup>		$0.027 \pm 0.005$
$D_s^{*-} \pi^+$	$< 0.041$		$0.028 \pm 0.006 \pm 0.004 \pm 0.003$ <sup>1a</sup> $< 0.041$ <sup>2a</sup>		$0.028 \pm 0.008$
$D_s^+ \Lambda \bar{p}$		$0.029 \pm 0.007 \pm 0.005 \pm 0.004$ <sup>3</sup> $0.036 \pm 0.009 \pm 0.006 \pm 0.009$ <sup>4</sup>			<b><math>0.031 \pm 0.008</math></b>
$D_s^{*-} a_0^+(980)$			$< 0.036$		$< 0.036$
$D_s^+ K_S^0 \pi^-$			$0.055 \pm 0.013 \pm 0.010 \pm 0.002$		<b><math>0.06 \pm 0.02</math></b>
$D_s^{*+} K^0 \pi^-$			$< 0.055$		$< 0.055$
$D_s^- D_s^+$	$< 0.100$	$< 0.200$ <sup>5</sup> $< 0.036$ <sup>6</sup>	$< 0.100$		$< 0.036$
$D_s^- D_s^{*+}$	$< 0.130$		$< 0.130$		$< 0.130$
$D_s^- a_2^+(1320)$			$< 0.190$		$< 0.190$
$D_s^{*-} a_2^+(1320)$			$< 0.200$		$< 0.200$
$D_s^{*+} D_s^{*-}$	$< 0.24$		$< 0.24$		$< 0.24$
$D_s^{*-} D_s^+$	$8.6 \pm 3.4$		$6.7 \pm 2.0 \pm 1.1$		$6.7 \pm 2.3$
$D_s^- D_s^+$	$6.5 \pm 2.1$	$7.42 \pm 0.23 \pm 1.36$ <sup>5</sup> $7.50 \pm 0.20 \pm 0.80 \pm 0.80$ <sup>6</sup>	$9.0 \pm 1.8 \pm 1.4$		<b><math>7.67 \pm 0.82</math></b>
$D_s^- D^{*+}(2010)$	$8.8 \pm 1.6$		$5.70 \pm 1.60 \pm 0.90$ <sup>8a</sup> $10.3 \pm 1.4 \pm 1.3 \pm 2.6$ <sup>7a</sup>		$6.8 \pm 1.6$
$D_s^{*-} D^{*+}(2010)$	$17.9 \pm 1.6$		$18.80 \pm 0.90 \pm 1.60 \pm 0.60$ <sup>9</sup> $16.5 \pm 2.3 \pm 1.9$ <sup>8b</sup> $19.7 \pm 1.5 \pm 3.0 \pm 4.9$ <sup>7b</sup>		$18.2 \pm 1.6$
$D_{s1}^- (2536) D^{*+}(2010)$			$92.00 \pm 24.00 \pm 1.00$		<b><math>92 \pm 24</math></b>

<sup>1</sup> Observation of Decays  $\bar{B}^0 \rightarrow D_s^{*(-)} \pi^+$  and  $\bar{B}^0 \rightarrow D_s^{+(*)} K^-$  (230M  $B\bar{B}$  pairs) ; <sup>1a</sup>  $\bar{B}^0 \rightarrow D_s^{*-} \pi^+$  ; <sup>1b</sup>  $\bar{B}^0 \rightarrow D_s^+ K^-$  ; <sup>1c</sup>  $\bar{B}^0 \rightarrow D_s^{*+} K^-$  ; <sup>1d</sup>  $\bar{B}^0 \rightarrow D_s^- \pi^+$   
<sup>2</sup> A study of the rare decays  $\bar{B}^0 \rightarrow D_s^{*(-)} \pi^+$  and  $\bar{B}^0 \rightarrow D_s^{+(*)} K^-$  (84.3M  $B\bar{B}$  pairs) ; <sup>2a</sup>  $\bar{B}^0 \rightarrow D_s^{*-} \pi^+$  ; <sup>2b</sup>  $\bar{B}^0 \rightarrow D_s^+ K^-$  ; <sup>2c</sup>  $\bar{B}^0 \rightarrow D_s^{*+} K^-$  ; <sup>2d</sup>  $\bar{B}^0 \rightarrow D_s^- \pi^+$   
<sup>3</sup> Observation of B0bar - Ds+ Lambda pbar decay (449M  $B\bar{B}$  pairs)  
<sup>4</sup> Observation of B0bar to Ds+ Lambda pbar (447M  $B\bar{B}$  pairs)  
<sup>5</sup> Improved measurement of  $\bar{B}^0 \rightarrow D_s^- D^+$  and search for  $\bar{B}^0 \rightarrow D_s^+ D_s^-$  at Belle  
<sup>6</sup> Improved measurement of B0bar - Ds-D+ and search for B0bar - Ds+Ds- (449M  $B\bar{B}$  pairs)  
<sup>7</sup> Measurement of  $\bar{B}^0 \rightarrow D_s^{(*)} D^*$  Branching Fractions and  $D_s^* D^*$  Polarization with a Partial Reconstruction technique (22.7M  $B\bar{B}$  pairs) ; <sup>7a</sup>  $\bar{B}^0 \rightarrow D_s^- D^{*+}$  ; <sup>7b</sup>  $\bar{B}^0 \rightarrow D_s^{*-} D^{*+}$   
<sup>8</sup> Study of  $\bar{B} \rightarrow D^{(*)+} X^-$  and  $\bar{B} \rightarrow D_s^{(*)-} X^{+,0}$  decays and measurement of  $D_{s^-}$  and  $D_{sJ}^-$  (2460) absolute branching fractions (230M  $B\bar{B}$  pairs) ; <sup>8a</sup>  $\bar{B}^0 \rightarrow D_s^- D^{*+}$  ; <sup>8b</sup>  $\bar{B}^0 \rightarrow D_s^{*-} D^{*+}$   
<sup>9</sup> Measurement of the  $\bar{B}^0 \rightarrow D_s^{*-} D^+$  and  $D_s^+ \rightarrow \phi \pi^+$  branching fractions (123M  $B\bar{B}$  pairs) ;  $\bar{B}^0 \rightarrow D_s^{*-} D^{*+}$



Table 24: Product branching fractions of neutral B modes producing strange D mesons in units of  $10^{-4}$ , upper limits are at 90% CL. The latest version is available at: <http://hfag.phys.ntu.edu.tw/b2charm/00202.html>

Mode	PDG 2006	Belle	BABAR	CDF	Average
$D^+ D_s^- [\pi^- \phi(1020) [K^+ K^-]]$	$1.41 \pm 0.41$	$1.47 \pm 0.05 \pm 0.21$			$1.47 \pm 0.22$
$D^+ D_{s1}^- (2536) [K^- \bar{D}^{*0} (2007)]$			$1.71 \pm 0.48 \pm 0.32$		<b><math>1.71 \pm 0.58</math></b>
$D^+ D_{s1}^- (2536) [D^{*-} (2010) \bar{K}^0]$			$2.61 \pm 1.03 \pm 0.31$		<b><math>2.6 \pm 1.1</math></b>
$D^+ D_s^- [\phi(1020) \pi^-]$	$2.90 \pm 0.80$		$2.67 \pm 0.61 \pm 0.47$		$2.67 \pm 0.77$
$D^{*+} (2010) D_{s1}^- (2536) [\bar{D}^{*0} (2007) K^+]$			$3.32 \pm 0.88 \pm 0.66$		<b><math>3.3 \pm 1.1</math></b>
$D_s^{*-} D^+ [D_s^- \rightarrow \phi(1020) \pi^-]$	$3.8 \pm 1.4$		$4.14 \pm 1.19 \pm 0.94$		$4.1 \pm 1.5$
$D^{*+} (2010) D_{s1}^- (2536) [D^{*-} (2010) \bar{K}^0]$			$5.00 \pm 1.51 \pm 0.67$		<b><math>5.0 \pm 1.7</math></b>
$D^{*+} (2010) D_s^- [\phi(1020) \pi^-]$	$3.90 \pm 0.50$		$5.11 \pm 0.94 \pm 0.72$		$5.1 \pm 1.2$
$D_s^{*-} (2010) D_{s1}^+ (2536) [D^{*+} (2010) K_S^0]$		$< 6.0$			$< 6.0$
$D_s^{*-} D^{*+} (2010) [D_s^- \rightarrow \phi(1020) \pi^-]$	$7.9 \pm 1.3$		$12.2 \pm 2.2 \pm 2.2$		$12.2 \pm 3.1$

17

Table 25: Ratios of branching fractions of neutral B modes producing strange D mesons in units of  $10^0$ , upper limits are at 90% CL. The latest version is available at: <http://hfag.phys.ntu.edu.tw/b2charm/00202.html>

Mode	PDG 2006	Belle	BABAR	CDF	Average
$\frac{\mathcal{B}(\bar{B}^0 \rightarrow D_s^{*-} D^+)}{\mathcal{B}(\bar{B}^0 \rightarrow D_s^- D^+)}$				$0.90 \pm 0.20 \pm 0.10$	$0.90 \pm 0.22$
$\frac{\mathcal{B}(\bar{B}^0 \rightarrow D_s^- D^{*+} (2010))}{\mathcal{B}(\bar{B}^0 \rightarrow D_s^- D^+)}$				$1.50 \pm 0.40 \pm 0.10$	$1.50 \pm 0.41$
$\frac{\mathcal{B}(\bar{B}^0 \rightarrow D^+ \pi^+ \pi^- \pi^-)}{\mathcal{B}(\bar{B}^0 \rightarrow D_s^- D^{*+} (2010))}$				$1.99 \pm 0.13 \pm 0.11 \pm 0.45$	$1.99 \pm 0.48$
$\frac{\mathcal{B}(\bar{B}^0 \rightarrow D_s^- D^{*+} (2010))}{\mathcal{B}(\bar{B}^0 \rightarrow D_s^- D^+)}$				$2.60 \pm 0.50 \pm 0.20$	$2.60 \pm 0.54$

Table 26: Branching fractions of neutral B modes producing baryons in units of  $10^{-5}$ , upper limits are at 90% CL. The latest version is available at: <http://hfrag.phys.ntu.edu.tw/b2charm/00203.html>

Mode	PDG 2006	Belle	BABAR	CDF	Average
$J/\psi(1S)\bar{p}p$	$< 0.083$	$< 0.083$	$< 0.190$		$< 0.083$
$\Lambda_c^- p$			$2.10 \pm_{0.55}^{0.67} \pm_{0.62}^{0.67} \pm_{0.46}^{0.77}$		$2.1 \pm_{0.9}^{1.2}$
$\Lambda_c^+ \bar{p}$	$2.20 \pm 0.80$	$2.19 \pm_{0.49}^{0.56} \pm 0.32 \pm 0.57$	$2.15 \pm 0.36 \pm 0.13 \pm 0.56$		$2.17 \pm 0.53$
$\Lambda_c^+ \Lambda_c^-$		$< 5.7$			$< 5.7$
$\Sigma_c^{*0} \bar{p} \pi^+$	$< 12.1$	$< 12.1$ <sup>1</sup> $< 3.3$ <sup>2</sup>			$< 3.3$
$D^{*0}(2007)p\bar{p}$		$12.0 \pm_{2.9}^{3.3} \pm 2.1$	$6.70 \pm 2.10 \pm 0.82 \pm 0.36$ <sup>3d</sup> $11.00 \pm 1.00 \pm 0.90$ <sup>4d</sup>		$11.1 \pm 1.3$
$D^0 p\bar{p}$		$11.8 \pm 1.5 \pm 1.6$	$12.40 \pm 1.40 \pm 1.16 \pm 0.30$ <sup>3c</sup> $11.30 \pm 0.60 \pm 0.80$ <sup>4c</sup>		$11.39 \pm 0.91$
$\Sigma_c^{*++} \bar{p} \pi^-$	$16.0 \pm 7.0$	$16.3 \pm_{5.1}^{5.7} \pm 2.8 \pm 4.2$ <sup>1</sup> $12.0 \pm 1.0 \pm 2.0 \pm 3.0$ <sup>2</sup>			$12.9 \pm_{3.4}^{3.3}$
$\Sigma_c^0 \bar{p} \pi^+$	$10.0 \pm 8.0$	$14.0 \pm 2.0 \pm 2.0 \pm 4.0$ <sup>2</sup> $< 15.9$ <sup>1</sup>			$14.0 \pm 4.9$
$\Sigma_c^{++} \bar{p} \pi^-$	$28.0 \pm 9.0$	$23.8 \pm_{5.5}^{6.3} \pm 4.1 \pm 6.2$ <sup>1</sup> $21.0 \pm 2.0 \pm 3.0 \pm 5.0$ <sup>2a</sup>			$21.8 \pm_{5.2}^{5.1}$
$D^+ p\bar{p} \pi^-$			$38.00 \pm 3.50 \pm 4.50 \pm 0.95$ <sup>3a</sup> $33.8 \pm 1.4 \pm 2.9$ <sup>4a</sup>		$33.8 \pm 3.2$
$D^{*+}(2010)p\bar{p} \pi^-$	$65 \pm 16$		$56.1 \pm 5.9 \pm 6.4 \pm 3.6$ <sup>3b</sup> $48.1 \pm 2.2 \pm 4.4$ <sup>4b</sup>		$48.1 \pm 4.9$
$\Lambda_c^+ \Lambda_c^- \bar{K}^0$		$79 \pm_{23}^{29} \pm 12 \pm 41$			$79 \pm_{49}^{52}$
$\Lambda_c^+ \bar{p} \pi^+ \pi^-$	$130 \pm 40$	$110 \pm_{12}^{12} \pm 19 \pm 29$			$110 \pm 37$

<sup>1</sup> STUDY OF EXCLUSIVE B DECAYS TO CHARMED BARYONS AT BELLE. (31.7M  $B\bar{B}$  pairs)

<sup>2</sup> Study of the charmed baryonic decays  $\bar{B}^0 \rightarrow \Sigma_c^{++} \bar{p} \pi^-$  and  $\bar{B}^0 \rightarrow \Sigma_c^0 \bar{p} \pi^+$  (386M  $B\bar{B}$  pairs) ; <sup>2a</sup> B0bar to Sigmac(2455)++ pbar pi

<sup>3</sup> Measurement of the Branching Fraction for the decays  $\bar{B}^0 \rightarrow D^{*+} p\bar{p} \pi^-$ ,  $\bar{B}^0 \rightarrow D^+ p\bar{p} \pi^-$ ,  $\bar{B}^0 \rightarrow \bar{D}^{*0} p\bar{p}$ ,  $\bar{B}^0 \rightarrow \bar{D}^0 p\bar{p}$  (124M  $B\bar{B}$  pairs) ; <sup>3a</sup>  $\bar{B}^0 \rightarrow D^+ p\bar{p} \pi^-$  ; <sup>3b</sup>  $\bar{B}^0 \rightarrow D^{*+} p\bar{p} \pi^-$  ; <sup>3c</sup>  $\bar{B}^0 \rightarrow \bar{D}^0 p\bar{p}$  ; <sup>3d</sup>  $\bar{B}^0 \rightarrow \bar{D}^{*0} p\bar{p}$

<sup>4</sup> Measurements of the Decays  $B^0 \rightarrow \bar{D}^0 p\bar{p}$ ,  $B^0 \rightarrow \bar{D}^{*0} p\bar{p}$ ,  $B^0 \rightarrow D^- p\bar{p} \pi^+$ , and  $B^0 \rightarrow D^- p\bar{p} \pi^+$  (232M  $B\bar{B}$  pairs) ; <sup>4a</sup>  $\bar{B}^0 \rightarrow D^+ p\bar{p} \pi^-$  ; <sup>4b</sup>  $\bar{B}^0 \rightarrow D^{*+} p\bar{p} \pi^-$  ; <sup>4c</sup>  $\bar{B}^0 \rightarrow \bar{D}^0 p\bar{p}$  ; <sup>4d</sup>  $\bar{B}^0 \rightarrow \bar{D}^{*0} p\bar{p}$

Table 27: Product branching fractions of neutral B modes producing baryons in units of  $10^{-5}$ , upper limits are at 90% CL. The latest version is available at: <http://hfag.phys.ntu.edu.tw/b2charm/00203.html>

Mode	PDG 2006	Belle	<i>BABAR</i>	CDF	Average
$\Lambda_c^- \Xi_c^+ [\Xi^- \pi^+ \pi^+]$		$9.3 \pm_{2.8}^{3.7} \pm 1.9 \pm 2.4$			$9.3 \pm_{4.1}^{4.8}$

Table 28: Branching fractions of neutral B modes producing  $J/\psi(1S)$  in units of  $10^{-4}$ , upper limits are at 90% CL. The latest version is available at: <http://hfag.phys.ntu.edu.tw/b2charm/00204.html>

Mode	PDG 2006	Belle	BABAR	CDF	Average
$J/\psi(1S)\gamma$	$< 0.016$		$< 0.016$		$< 0.016$
$J/\psi(1S)\phi(1020)$	$< 0.092$		$< 0.090$		$< 0.090$
$J/\psi(1S)\eta$	$< 0.27$	$0.096 \pm 0.017 \pm 0.007$	$< 0.27$		$0.10 \pm 0.02$
$J/\psi(1S)f_2(1270)$		$0.10 \pm 0.04 \pm 0.02$ <sup>2</sup> $< 0.049$ <sup>1</sup>	$< 0.046$		$0.10 \pm 0.04$
$J/\psi(1S)D^0$	$< 0.130$	$< 0.200$	$< 0.130$		$< 0.130$
$J/\psi(1S)\pi^0$	$0.22 \pm 0.04$	$0.23 \pm 0.05 \pm 0.02$	$0.19 \pm 0.02 \pm 0.02$		$0.20 \pm 0.02$
$J/\psi(1S)\pi^+\pi^-$	$0.46 \pm 0.09$	$0.22 \pm 0.03 \pm 0.02$ <sup>1</sup> $< 0.100$ <sup>2</sup>	$< 0.120$		$0.22 \pm 0.04$
$J/\psi(1S)\rho^0(770)$	$0.16 \pm 0.07$	$0.28 \pm 0.03 \pm 0.03$ <sup>2</sup> $0.19 \pm 0.02 \pm 0.02$ <sup>1</sup>	$0.27 \pm 0.03 \pm 0.02$		$0.23 \pm 0.02$
$J/\psi(1S)\eta'(958)$	$< 0.63$		$< 0.63$		$< 0.63$
$J/\psi(1S)\eta K_S^0$	$0.80 \pm 0.40$		$0.84 \pm 0.26 \pm 0.27 \pm 0.02$		$0.84 \pm 0.38$
$J/\psi(1S)\phi(1020)\bar{K}^0$	$0.94 \pm 0.26$		$1.02 \pm 0.38 \pm 0.10 \pm 0.02$		$1.02 \pm 0.39$
$J/\psi(1S)\omega(782)\bar{K}^0$			$3.00 \pm 0.60 \pm 0.30$		$3.00 \pm 0.67$
$J/\psi(1S)\bar{K}^0\rho^0(770)$	$5.4 \pm 3.0$			$5.40 \pm 2.90 \pm 0.90$	$5.4 \pm 3.0$
$J/\psi(1S)\bar{K}^{*0}(892)\pi^+\pi^-$	$6.6 \pm 2.2$			$6.6 \pm 1.9 \pm 1.1$	$6.6 \pm 2.2$
$J/\psi(1S)K^{*-}(892)\pi^+$	$8.0 \pm 4.0$			$7.7 \pm 4.1 \pm 1.3$	$7.7 \pm 4.3$
$J/\psi(1S)\bar{K}^0$	$8.72 \pm 0.33$	$7.90 \pm 0.40 \pm 0.90 \pm 0.10$	$8.69 \pm 0.22 \pm 0.26 \pm 0.15$	$11.5 \pm 2.3 \pm 1.7$	$8.63 \pm 0.35$
$J/\psi(1S)\bar{K}^0\pi^+\pi^-$	$10.0 \pm 4.0$			$10.3 \pm 3.3 \pm 1.5$	$10.3 \pm 3.6$
$J/\psi(1S)\bar{K}_1^0(1270)$	$13.0 \pm 5.0$	$13.0 \pm 3.4 \pm 2.5 \pm 1.8$			$13.0 \pm 4.6$
$J/\psi(1S)\bar{K}^{*0}(892)$	$13.30 \pm 0.60$	$12.90 \pm 0.50 \pm 1.30 \pm 0.20$	$13.09 \pm 0.26 \pm 0.74 \pm 0.22$	$17.4 \pm 2.0 \pm 1.8$	$13.32 \pm 0.68$

<sup>1</sup> Study of  $B^0 \rightarrow J/\psi\pi^+\pi^-$  decays with 449 million  $B\bar{B}$  pairs at Belle (449M  $B\bar{B}$  pairs)

<sup>2</sup> MEASUREMENT OF BRANCHING FRACTIONS IN  $B^0 \rightarrow J/\psi\pi^+\pi^-$  DECAY. (152M  $B\bar{B}$  pairs)

Table 29: Ratios of branching fractions of neutral B modes producing  $J/\psi(1S)$  in units of  $10^0$ , upper limits are at 90% CL. The latest version is available at: <http://hfag.phys.ntu.edu.tw/b2charm/00204.html>

Mode	PDG 2006	Belle	BABAR	CDF	Average
$\frac{\mathcal{B}(\bar{B}^0 \rightarrow J/\psi(1S)\bar{K}_1^0(1270))}{\mathcal{B}(B^- \rightarrow J/\psi(1S)K^-)}$		$1.30 \pm 0.34 \pm 0.28$			$1.30 \pm 0.44$
$\frac{\mathcal{B}(\bar{B}^0 \rightarrow \eta_c(1S)\bar{K}^0)}{\mathcal{B}(\bar{B}^0 \rightarrow J/\psi(1S)\bar{K}^0)}$	$1.39 \pm 0.49$		$1.34 \pm 0.19 \pm 0.13 \pm 0.38$		$1.34 \pm 0.44$
$\frac{\mathcal{B}(\bar{B}^0 \rightarrow J/\psi(1S)\bar{K}^{*0}(892))}{\mathcal{B}(\bar{B}^0 \rightarrow J/\psi(1S)\bar{K}^0)}$	$1.50 \pm 0.09$		$1.51 \pm 0.05 \pm 0.08$	$1.39 \pm 0.36 \pm 0.10$	$1.50 \pm 0.09$

21

Table 30: Miscellaneous quantities of neutral B modes producing  $J/\psi(1S)$  in units of  $10^0$ , upper limits are at 90% CL. The latest version is available at: <http://hfag.phys.ntu.edu.tw/b2charm/00204.html>

Mode	PDG 2006	Belle	BABAR	CDF	Average
$ \mathcal{A}_0 ^2(\bar{B}^0 \rightarrow J/\psi(1S)\bar{K}^{*0}(892))$			$< 0.26$		$< 0.26$
$ \mathcal{A}_0 ^2(B^0 \rightarrow J/\psi(1S)K^{*0}(892))$			$< 0.32$		$< 0.32$

Table 31: Branching fractions of neutral B modes producing charmonium other than  $J/\psi(1S)$  in units of  $10^{-3}$ , upper limits are at 90% CL. The latest version is available at: <http://hfag.phys.ntu.edu.tw/b2charm/00205.html>

Mode	PDG 2006	Belle	BABAR	CDF	Average
$\chi_{c2}(1P)\bar{K}^{*0}(892)$	$< 0.036$		$< 0.036$		$< 0.036$
$\chi_{c2}(1P)\bar{K}^0$	$< 0.026$		$< 0.041$		$< 0.041$
$\chi_{c1}(1P)\bar{K}^{*0}(892)$	$0.32 \pm 0.06$	$0.31 \pm 0.03 \pm 0.07$	$0.33 \pm 0.04 \pm 0.05 \pm 0.03$		$0.32 \pm 0.05$
$\chi_{c1}(1P)\bar{K}^0$	$0.39 \pm 0.04$	$0.35 \pm 0.03 \pm 0.05$	$0.45 \pm 0.04 \pm 0.02 \pm 0.05$		$0.40 \pm 0.04$
$\psi(2S)\bar{K}^0$	$0.62 \pm 0.06$	$0.67 \pm 0.11$	$0.65 \pm 0.06 \pm 0.04 \pm 0.02$		$0.65 \pm 0.07$
$\psi(2S)\bar{K}^{*0}(892)$	$0.72 \pm 0.08$	$0.72 \pm 0.04 \pm 0.06$	$0.65 \pm 0.06 \pm 0.09 \pm 0.02$	$0.90 \pm 0.22 \pm 0.09$	$0.71 \pm 0.06$
$\eta_c(1S)\bar{K}^{*0}(892)$	$1.60 \pm 0.70$				$0.67 \pm 0.13$
		$1.62 \pm 0.32 \pm_{0.34}^{0.24} \pm 0.50$	$0.61 \pm 0.08 \pm 0.11$ <sup>1</sup>		
			$0.80 \pm_{0.19}^{0.21} \pm 0.13 \pm_{0.19}^{0.35}$ <sup>3b</sup>		
$\chi_{c0}(1P)\bar{K}^{*0}(892)$	$< 0.77$		$< 0.77$		$< 0.77$
$\eta_c(1S)\bar{K}^0$	$0.99 \pm 0.19$				$0.87 \pm 0.19$
		$1.23 \pm 0.23 \pm_{0.16}^{0.12} \pm 0.38$	$1.14 \pm 0.15 \pm 0.12 \pm 0.32$ <sup>2</sup>		
			$0.64 \pm_{0.20}^{0.22} \pm 0.04 \pm_{0.15}^{0.28}$ <sup>3a</sup>		
$\chi_{c0}(1P)\bar{K}^0$	$< 0.50$		$< 1.24$		$< 1.24$

<sup>1</sup> A study of  $B$ -meson decays to  $\eta_c K^*$  and  $\eta_c \gamma K^{(*)}$  (384M  $B\bar{B}$  pairs) ; betackstar0

<sup>2</sup> Branching Fraction Measurements of  $B \rightarrow \eta_c K$  Decays (86.1M  $B\bar{B}$  pairs)

<sup>3</sup> Evidence for the  $B^0 \rightarrow p\bar{p}K^{*0}$  and  $B^+ \rightarrow \eta_c K^{*+}$  decays and Study of the Decay Dynamics of  $B$  Meson Decays into  $p\bar{p}h$  Final States. (232M  $B\bar{B}$  pairs) ; <sup>3a</sup> betackzero ; <sup>3b</sup> betackstarzppbar

Table 32: Product branching fractions of neutral B modes producing charmonium other than  $J/\psi(1S)$  in units of  $10^{-4}$ , upper limits are at 90% CL. The latest version is available at: <http://hfag.phys.ntu.edu.tw/b2charm/00205.html>

Mode	PDG 2006	Belle	BABAR	CDF	Average
$\bar{K}^0\psi(3770)[D^0\bar{D}^0]$			$< 1.23$		$< 1.23$
$\bar{K}^0\psi(3770)[D^+D^-]$			$< 1.88$		$< 1.88$
$\bar{K}^{*0}(892)h_c(1P)[\eta_c(1S)\gamma]$			$< 2.4$		$< 2.4$

Table 33: Ratios of branching fractions of neutral B modes producing charmonium other than  $J/\psi(1S)$  in units of  $10^0$ , upper limits are at 90% CL. The latest version is available at: <http://hfag.phys.ntu.edu.tw/b2charm/00205.html>

Mode	PDG 2006	Belle	BABAR	CDF	Average
$\frac{\mathcal{B}(\bar{B}^0 \rightarrow h_c(1P)\bar{K}^{*0}(892)) \times \mathcal{B}(h_c(1P) \rightarrow \eta_c(1S)\gamma)}{\mathcal{B}(B^- \rightarrow \eta_c(1S)K^-)}$			$< 0.26$		$< 0.26$
$\frac{\mathcal{B}(\bar{B}^0 \rightarrow h_c(1P)\bar{K}^{*0}(892)) \times \mathcal{B}(h_c(1P) \rightarrow \eta_c(1S)\gamma)}{\mathcal{B}(\bar{B}^0 \rightarrow \eta_c(1S)\bar{K}^{*0}(892))}$			$< 0.39$		$< 0.39$
$\frac{\mathcal{B}(B^- \rightarrow \eta_c(1S)K^-)}{\mathcal{B}(\bar{B}^0 \rightarrow \eta_c(1S)\bar{K}^{*0}(892))}$			$0.67 \pm 0.09 \pm 0.07$		$0.67 \pm 0.11$
$\frac{\mathcal{B}(\bar{B}^0 \rightarrow \chi_{c1}(1P)\bar{K}^{*0}(892))}{\mathcal{B}(B^- \rightarrow \eta_c(1S)K^-)}$	$0.72 \pm 0.16$		$0.72 \pm 0.11 \pm 0.12$		$0.72 \pm 0.16$
$\frac{\mathcal{B}(\bar{B}^0 \rightarrow \eta_c(1S)\bar{K}^0)}{\mathcal{B}(\bar{B}^0 \rightarrow \chi_{c1}(1P)\bar{K}^{*0}(892))}$			$0.87 \pm 0.13 \pm 0.07$		$0.87 \pm 0.15$
$\frac{\mathcal{B}(B^- \rightarrow \eta_c(1S)K^-)}{\mathcal{B}(\bar{B}^0 \rightarrow \psi(2S)\bar{K}^{*0}(892))}$	$1.00 \pm 0.17$		$1.00 \pm 0.14 \pm 0.09$		$1.00 \pm 0.17$
$\frac{\mathcal{B}(\bar{B}^0 \rightarrow \eta_c(1S)\bar{K}^{*0}(892))}{\mathcal{B}(\bar{B}^0 \rightarrow \psi(2S)\bar{K}^0)}$	$1.30 \pm 0.40$	$1.33 \pm 0.36 \pm_{0.33}^{0.24}$			$1.33 \pm_{0.49}^{0.43}$

Table 34: Branching fractions of neutral B modes producing multiple  $D$ ,  $D^*$  or  $D^{**}$  mesons in units of  $10^{-3}$ , upper limits are at 90% CL. The latest version is available at: <http://hfag.phys.ntu.edu.tw/b2charm/00206.html>

Mode	PDG 2006	Belle	BABAR	CDF	Average
$D^0\bar{D}^0$		$< 0.042$	$< 0.060$		$< \mathbf{0.042}$
$D^{*0}(2007)\bar{D}^{*0}(2007)$	$< 27$		$< 0.090$		$< 0.090$
$D^0\bar{D}^0\pi^0\bar{K}^0$		$0.17 \pm 0.07 \pm_{0.05}^{0.03}$			$\mathbf{0.17 \pm 0.08}$
$D^+D^-$	$0.19 \pm 0.06$				$\mathbf{0.22 \pm 0.02}$
		$0.20 \pm 0.02 \pm 0.02$ <sup>1</sup>	$0.28 \pm 0.04 \pm 0.03 \pm 0.04$		
		$0.32 \pm 0.06 \pm 0.05$ <sup>2</sup>			
$D^0\bar{D}^{*0}(2007)$			$< 0.29$		$< 0.29$
$D^{*-}(2010)D^+$	$< 0.63$	$1.17 \pm 0.26 \pm_{0.24}^{0.20} \pm 0.08$	$0.57 \pm 0.07 \pm 0.06 \pm 0.04$		$0.62 \pm 0.09$
$D^{*+}(2010)D^{*-}(2010)$	$0.83 \pm 0.11$				$0.81 \pm 0.08$
		$0.81 \pm 0.08 \pm 0.11$	$0.81 \pm 0.06 \pm 0.09 \pm 0.05$ <sup>3</sup>		
			$0.83 \pm 0.16 \pm 0.12$ <sup>4</sup>		
$D^{*+}(2010)D^-$	$< 0.63$		$0.88 \pm 0.10 \pm 0.11 \pm 0.06$		$0.88 \pm 0.16$
$D^0\bar{D}^0\bar{K}^0$	$< 1.40$		$< 1.40$		$< 1.40$
$D^+D^-\bar{K}^0$	$< 1.70$		$< 1.70$		$< 1.70$
$D^+\bar{D}^0K^-$	$1.70 \pm 0.40$		$1.70 \pm 0.30 \pm 0.30$		$1.70 \pm 0.42$
$D^{*+}(2010)\bar{D}^0K^-$	$3.10 \pm 0.60$		$3.10 \pm_{0.30}^{0.40} \pm 0.40$		$3.10 \pm_{0.50}^{0.57}$
$D^0\bar{D}^{*0}(2007)\bar{K}^0$	$< 3.7$		$< 3.7$		$< 3.7$
$D^{*+}(2010)D^{*-}(2010)K_S^0$		$3.40 \pm 0.40 \pm 0.70$	$4.40 \pm 0.40 \pm 0.70 \pm 0.04$		$\mathbf{3.90 \pm 0.57}$
$D^+\bar{D}^{*0}(2007)K^-$	$4.60 \pm 1.00$		$4.60 \pm 0.70 \pm 0.70$		$4.60 \pm 0.99$
$D^{*+}(2010)D^-\bar{K}^0$	$6.5 \pm 1.6$		$6.50 \pm 1.20 \pm 1.00$		$6.5 \pm 1.6$
$D^{*0}(2007)\bar{D}^{*0}(2007)\bar{K}^0$	$< 6.6$		$< 6.6$		$< 6.6$
$D^{*-}(2010)D^{*+}(2010)\bar{K}^0$	$8.8 \pm 1.9$		$8.8 \pm_{1.4}^{1.5} \pm 1.3$		$8.8 \pm_{1.9}^{2.0}$
$D^{*+}(2010)\bar{D}^{*0}(2007)K^-$	$11.8 \pm 2.0$		$11.80 \pm 1.00 \pm 1.70$		$11.8 \pm 2.0$

<sup>1</sup> Evidence for CP Violation in  $B^0 - D^+D^-$  Decays (535M  $B\bar{B}$  pairs)

<sup>2</sup> Observation of  $B^0 \rightarrow D^+D^-$ ,  $B^- \rightarrow D^0D^-$  and  $B^- \rightarrow D^0D^{*-}$  decays (152M  $B\bar{B}$  pairs)

<sup>3</sup> Measurement of Branching Fraction and CP-violating charge asymmetries for B meson decays to  $D^{(*)}D^{(*)}$  and implications for the CKM angle  $\gamma$  (232M  $B\bar{B}$  pairs) ;  $\bar{B}^0 \rightarrow D^{*+}D^{*-}$

<sup>4</sup> Measurement of the branching fraction and CP content for the decay  $B^0$  to  $D^*D^*$  (23M  $B\bar{B}$  pairs) ;  $\bar{B}^0 \rightarrow D^{*-}D^{*+}$



Table 35: Product branching fractions of neutral B modes producing multiple  $D$ ,  $D^*$  or  $D^{**}$  mesons in units of  $10^{-4}$ , upper limits are at 90% CL. The latest version is available at: <http://hfag.phys.ntu.edu.tw/b2charm/00206.html>

Mode	PDG 2006	Belle	BABAR	CDF	Average
$K^- D_2^{*+}(2460)[D^0 \pi^+]$	$0.18 \pm 0.05$		$0.18 \pm 0.04 \pm 0.03$		$0.18 \pm 0.05$
$\pi^- D_2^{*+}(2460)[D^{*+}(2010)\pi^- \pi^+]$	$< 0.24$	$< 0.24$			$< 0.24$
$\pi^- D_1^+(2420)[D^{*+}(2010)\pi^- \pi^+]$	$< 0.33$	$< 0.33$			$< 0.33$
$\pi^- D_1^+(H)[D^{*0}(2007)\pi^+]$		$< 0.70$			$< 0.70$
$\pi^- D_1^+(2420)[D^+ \pi^- \pi^+]$	$0.89 \pm 0.29$		$0.89 \pm 0.15 \pm 0.17 \pm_{0.26}^{0.00}$		$0.89 \pm_{0.34}^{0.23}$
$\pi^- D_0^{*+}[D^0 \pi^+]$		$< 1.20$			$< 1.20$
$\pi^- D_2^{*+}(2460)[D^{*0}(2007)\pi^+]$			$2.45 \pm 0.42 \pm_{0.45}^{0.35} \pm_{0.17}^{0.39}$		$2.45 \pm_{0.64}^{0.67}$
$\pi^- D_2^{*+}(2460)[D^0 \pi^+]$			$3.08 \pm 0.33 \pm 0.09 \pm_{0.02}^{0.15}$		$3.08 \pm_{0.34}^{0.37}$
$\pi^- D_1^+(2420)[D^{*0}(2007)\pi^+]$			$3.68 \pm 0.60 \pm_{0.40}^{0.71} \pm_{0.30}^{0.65}$		$3.68 \pm_{0.78}^{1.13}$
$\omega(782)D_1^0(H)[D^{*+}(2010)\pi^-]$				$4.10 \pm 1.20 \pm 1.00 \pm 0.40$	$4.1 \pm 1.6$

25

Table 36: Ratios of branching fractions of neutral B modes producing multiple  $D$ ,  $D^*$  or  $D^{**}$  mesons in units of  $10^0$ , upper limits are at 90% CL. The latest version is available at: <http://hfag.phys.ntu.edu.tw/b2charm/00206.html>

Mode	PDG 2006	Belle	BABAR	CDF	Average
$\frac{\mathcal{B}(\bar{B}^0 \rightarrow D^+ K^-)}{\mathcal{B}(\bar{B}^0 \rightarrow D^+ \pi^-)}$	$0.07 \pm 0.02$	$0.068 \pm 0.015 \pm 0.007$			$0.07 \pm 0.02$
$\frac{\mathcal{B}(\bar{B}^0 \rightarrow D^{*+}(2010)K^-)}{\mathcal{B}(\bar{B}^0 \rightarrow D^{*+}(2010)\pi^-)}$	$0.07 \pm 0.02$	$0.074 \pm 0.015 \pm 0.006$	$0.078 \pm 0.003 \pm 0.003$		$0.077 \pm 0.004$
$\frac{\mathcal{B}(\bar{B}^0 \rightarrow D^{*0}\pi^-)}{\mathcal{B}(\bar{B}^0 \rightarrow D^+ \pi^-)}$			$0.77 \pm 0.22 \pm 0.29$		$0.77 \pm 0.36$
$\frac{\mathcal{B}(\bar{B}^0 \rightarrow D^{*+}(2010)\pi^-)}{\mathcal{B}(\bar{B}^0 \rightarrow D^+ \pi^-)}$			$0.99 \pm 0.11 \pm 0.08$		$0.99 \pm 0.14$
$\frac{\mathcal{B}(\bar{B}^0 \rightarrow D^0 \rho^0(770))}{\mathcal{B}(\bar{B}^0 \rightarrow D^0 \omega(782))}$		$1.60 \pm 0.80$			$1.60 \pm 0.80$
$\frac{\mathcal{B}(\bar{B}^0 \rightarrow D^+ \mu^- \bar{\nu}_\mu)}{\mathcal{B}(\bar{B}^0 \rightarrow D^+ \pi^-)}$				$9.80 \pm 1.00 \pm 0.60 \pm 1.20$	$9.8 \pm 1.7$
$\frac{\mathcal{B}(\bar{B}^0 \rightarrow D^{*+}(2010)\mu^- \bar{\nu}_\mu)}{\mathcal{B}(\bar{B}^0 \rightarrow D^{*+}(2010)\pi^-)}$				$17.70 \pm 2.30 \pm 0.60 \pm 1.20$	$17.7 \pm 2.7$

Table 37: Branching fractions of neutral B modes producing a single  $D^*$  or  $D^{**}$  meson in units of  $10^{-4}$ , upper limits are at 90% CL. The latest version is available at: <http://hfag.phys.ntu.edu.tw/b2charm/00207.html>

Mode	PDG 2006	Belle	BABAR	CDF	Average
$D^{*0}(2007)\bar{K}^0$	$< 0.66$	$< 0.66$	$0.45 \pm 0.19 \pm 0.05$ <sup>2</sup> $0.36 \pm 0.12 \pm 0.03$ <sup>1</sup>		$0.36 \pm 0.12$
$\bar{D}^{*0}(2007)\bar{K}^{*0}(892)$	$< 0.40$	$< 0.40$			$< 0.40$
$D^{*0}(2007)\bar{K}^{*0}(892)$	$< 0.69$	$< 0.69$			$< 0.69$
$D^{*0}(2007)\eta'(958)$	$1.23 \pm 0.35$	$1.21 \pm 0.34 \pm 0.22$	$< 2.6$		$1.21 \pm 0.40$
$D^{*0}(2007)\pi^0$	$2.70 \pm 0.50$	$1.39 \pm 0.18 \pm 0.26$	$2.90 \pm 0.40 \pm 0.46 \pm 0.19$		<b><math>1.69 \pm 0.28</math></b>
$D^{*0}(2007)\eta$	$2.60 \pm 0.60$	$1.40 \pm 0.28 \pm 0.26$	$2.60 \pm 0.40 \pm 0.37 \pm 0.16$		<b><math>1.77 \pm 0.32</math></b>
$f_2(1270)D^{*0}(2007)$		$1.86 \pm 0.65 \pm 0.60 \pm_{0.52}^{0.80}$			$1.9 \pm_{1.0}^{1.2}$
$D^{*+}(2010)K^-$	$2.14 \pm 0.20$	$2.04 \pm 0.41 \pm 0.17 \pm 0.16$			$2.04 \pm 0.47$
$D^{*0}(2007)\omega(782)$	$4.2 \pm 1.1$	$2.29 \pm 0.39 \pm 0.40$	$4.20 \pm 0.70 \pm 0.86 \pm 0.27$		<b><math>2.66 \pm 0.50</math></b>
$D^{*+}(2010)K^0\pi^-$	$3.00 \pm 0.80$		$3.00 \pm 0.70 \pm 0.22 \pm 0.20$		$3.00 \pm 0.76$
$D^{*+}(2010)K^{*-}(892)$	$3.30 \pm 0.60$		$3.20 \pm 0.60 \pm 0.27 \pm 0.12$		$3.20 \pm 0.67$
$D^{*0}(2007)\rho^0(770)$	$< 5.1$	$3.73 \pm 0.87 \pm 0.46 \pm_{0.08}^{0.18}$ <sup>4</sup> $< 5.1$ <sup>3</sup>			$3.73 \pm 0.99$
$D^{*+}(2010)K^-K^0$	$< 4.7$	$< 4.7$			$< 4.7$
$D^{*0}(2007)\pi^+\pi^-$	$6.2 \pm 2.2$	$6.2 \pm 1.2 \pm 1.8$ <sup>3</sup> $10.90 \pm 0.80 \pm 1.60$ <sup>4</sup>			$9.0 \pm 1.4$
$D^{*+}(2010)K^-K^{*0}(892)$	$12.9 \pm 3.3$	$12.9 \pm 2.2 \pm 2.5$			$12.9 \pm 3.3$
$D^{**0}\pi^-$			$23.4 \pm 6.5 \pm 8.8$		<b><math>23 \pm 11</math></b>
$D^{*0}(2007)\pi^-\pi^+\pi^-\pi^+$	$27.0 \pm 5.0$	$26.0 \pm 4.7 \pm 3.7$			$26.0 \pm 6.0$
$D^{*+}(2010)\pi^-$	$27.6 \pm 2.1$	$23.00 \pm 0.60 \pm 1.90$	$27.90 \pm 0.80 \pm 1.70 \pm 0.05$ <sup>6</sup> $29.9 \pm 2.3 \pm 2.4$ <sup>5</sup>		<b><math>26.2 \pm 1.3</math></b>
$D^{*+}(2010)\omega(782)\pi^-$			$28.8 \pm 2.1 \pm 2.8 \pm 1.4$		$28.8 \pm 3.8$
$D^{*+}(2010)\pi^-\pi^+\pi^-\pi^+\pi^-$		$47.2 \pm 5.9 \pm 7.1$			$47.2 \pm 9.2$
$D^{*+}(2010)\pi^-\pi^+\pi^-$	$76 \pm 18$	$68.1 \pm 2.3 \pm 7.2$			$68.1 \pm 7.6$

<sup>1</sup> A study of the  $\bar{B}^0 \rightarrow D^{(*)0}K^{(*)0}$  decays (226M  $B\bar{B}$  pairs) ;  $\bar{B}^0 \rightarrow D^{*0}\bar{K}^0$

<sup>2</sup> A study of the  $\bar{B}^0 \rightarrow D^{(*)0}K^{(*)0}$  decays (124M  $B\bar{B}$  pairs) ;  $B \rightarrow D^{*0}\bar{K}^0$

<sup>3</sup> Study of  $\bar{B}^0 \rightarrow D^{(*)0}\pi^+\pi^-$  Decays (31.3M  $B\bar{B}$  pairs)

<sup>4</sup> Study of  $\bar{B}^0 \rightarrow D^{(*)0}\pi^+\pi^-$  decays ; Dalitz fit analysis (152M  $B\bar{B}$  pairs)

<sup>5</sup> Measurement of the Absolute Branching Fractions  $B \rightarrow D^{(**)\pi}$  with a Missing Mass method (231M  $B\bar{B}$  pairs) ;  $\bar{B}^0 \rightarrow D^{*+}\pi^-$

<sup>6</sup> Branching fraction measurements and isospin analyses for  $\bar{B} \rightarrow D^{(*)}\pi^-$  decays (65M  $B\bar{B}$  pairs) ;  $\bar{B}^0 \rightarrow D^{*+}\pi^-$

Table 38: Branching fractions of neutral B modes producing a single D meson in units of  $10^{-4}$ , upper limits are at 90% CL. The latest version is available at: <http://hfag.phys.ntu.edu.tw/b2charm/00208.html>

Mode	PDG 2006	Belle	BABAR	CDF	Average
$\bar{D}^0 \bar{K}^{*0}(892)$	$< 0.180$	$< 0.180$	$< 0.41$ <sup>2c</sup> $< 0.110$ <sup>1c</sup> $< 0.190$		$< 0.110$
$\bar{D}^0 K^- \pi^+$	$< 0.190$				$< 0.190$
$D^0 \bar{K}^{*0}(892)$	$0.53 \pm 0.08$	$0.48 \pm_{0.10}^{0.11} \pm 0.05$	$0.62 \pm 0.14 \pm 0.06$ <sup>2b</sup> $0.40 \pm 0.07 \pm 0.03$ <sup>1b</sup>		$0.42 \pm 0.06$
$D^0 \bar{K}^0$	$0.50 \pm 0.14$	$0.50 \pm_{0.12}^{0.13} \pm 0.06$	$0.62 \pm 0.12 \pm 0.04$ <sup>2a</sup> $0.53 \pm 0.07 \pm 0.03$ <sup>1a</sup>		$0.52 \pm 0.07$
$D^0 K^- \pi^+$	$0.88 \pm 0.17$		$0.88 \pm 0.15 \pm 0.09$		$0.88 \pm 0.17$
$D^0 \eta'(958)$	$1.25 \pm 0.23$	$1.14 \pm 0.20 \pm_{0.13}^{0.10}$	$1.70 \pm 0.40 \pm 0.18 \pm 0.10$		$1.26 \pm 0.21$
$f_2(1270)D^0$		$1.95 \pm 0.34 \pm 0.38 \pm_{0.02}^{0.32}$			$1.95 \pm_{0.51}^{0.60}$
$D^0 \eta$	$2.20 \pm 0.50$	$1.77 \pm 0.16 \pm 0.21$	$2.50 \pm 0.20 \pm 0.29 \pm 0.11$		<b><math>2.02 \pm 0.21</math></b>
$D^+ K^-$	$2.00 \pm 0.60$	$2.04 \pm 0.45 \pm 0.21 \pm 0.27$			$2.04 \pm 0.57$
$D^0 \omega(782)$	$2.50 \pm 0.60$	$2.37 \pm 0.23 \pm 0.28$	$3.00 \pm 0.30 \pm 0.38 \pm 0.13$		<b><math>2.59 \pm 0.29</math></b>
$D^0 \pi^0$	$2.91 \pm 0.28$	$2.25 \pm 0.14 \pm 0.35$	$2.90 \pm 0.20 \pm 0.27 \pm 0.13$		<b><math>2.59 \pm 0.26</math></b>
$D^0 \rho^0(770)$	$2.9 \pm 1.1$	$2.90 \pm 1.00 \pm 0.40$ <sup>3</sup> $2.91 \pm 0.28 \pm 0.33 \pm_{0.54}^{0.08}$ <sup>4</sup>			$2.91 \pm_{0.40}^{0.58}$
$D^+ K^- K^0$	$< 3.1$	$< 3.1$			$< 3.1$
$D^+ K^{*-}(892)$	$4.50 \pm 0.70$		$4.60 \pm 0.60 \pm 0.47 \pm 0.16$		$4.60 \pm 0.78$
$D^+ K^0 \pi^-$	$4.90 \pm 0.90$		$4.90 \pm 0.70 \pm 0.38 \pm 0.32$		$4.90 \pm 0.86$
$D^+ K^- K^{*0}(892)$	$8.8 \pm 1.9$	$8.8 \pm 1.1 \pm 1.5$			$8.8 \pm 1.9$
$D^0 \pi^+ \pi^-$	$8.0 \pm 1.6$	$8.00 \pm 0.60 \pm 1.50$ <sup>3</sup> $10.70 \pm 0.60 \pm 1.00$ <sup>4</sup>			$9.78 \pm 0.95$
$D^+ \pi^-$	$34.0 \pm 9.0$		$25.50 \pm 0.50 \pm 1.60 \pm 0.10$ <sup>6</sup> $30.3 \pm 2.3 \pm 2.3$ <sup>5</sup>		<b><math>26.5 \pm 1.5</math></b>

<sup>1</sup> A study of the  $\bar{B}^0 \rightarrow D^{(*)0} K^{(*)0}$  decays (226M  $B\bar{B}$  pairs) ; <sup>1a</sup>  $\bar{B}^0 \rightarrow D^0 \bar{K}^0$  ; <sup>1b</sup>  $\bar{B}^0 \rightarrow D^0 \bar{K}^{*0}$  ; <sup>1c</sup>  $\bar{B}^0 \rightarrow \bar{D}^0 \bar{K}^{*0}$

<sup>2</sup> A study of the  $\bar{B}^0 \rightarrow D^{(*)0} K^{(*)0}$  decays (124M  $B\bar{B}$  pairs) ; <sup>2a</sup>  $B \rightarrow D^0 \bar{K}^0$  ; <sup>2b</sup>  $\bar{B}^0 \rightarrow D^0 K^{*0}$  ; <sup>2c</sup>  $\bar{B}^0 \rightarrow \bar{D}^0 \bar{K}^{*0}$

<sup>3</sup> Study of  $\bar{B}^0 \rightarrow D^{(*)0} \pi^+ \pi^-$  Decays (31.3M  $B\bar{B}$  pairs)

<sup>4</sup> Study of  $\bar{B}^0 \rightarrow D^{(*)0} \pi^+ \pi^-$  decays ; Dalitz fit analysis (152M  $B\bar{B}$  pairs)

<sup>5</sup> Measurement of the Absolute Branching Fractions  $B \rightarrow D^{(*)} \pi$  with a Missing Mass method (231M  $B\bar{B}$  pairs) ;  $\bar{B}^0 \rightarrow D^+ \pi^-$

<sup>6</sup> Branching fraction measurements and isospin analyses for  $\bar{B} \rightarrow D^{(*)} \pi^-$  decays (65M  $B\bar{B}$  pairs) ;  $\bar{B}^0 \rightarrow D^+ \pi^-$

Table 39: Product branching fractions of neutral B modes producing a single D meson in units of  $10^{-5}$ , upper limits are at 90% CL. The latest version is available at: <http://hfag.phys.ntu.edu.tw/b2charm/00208.html>

Mode	PDG 2006	Belle	<i>BABAR</i>	CDF	Average
$D^0 \bar{K}^{*0}(892)[K^- \pi^+]$			$3.80 \pm 0.60 \pm 0.40$		$3.80 \pm 0.72$

Table 40: Branching fractions of miscellaneous modes producing charmed particles in units of  $10^{-3}$ , upper limits are at 90% CL. The latest version is available at: <http://hfag.phys.ntu.edu.tw/b2charm/00300.html>

Mode	PDG 2006	Belle	BABAR	CDF	Average
$\mathcal{B}(B \rightarrow D^0 \bar{D}^0 \pi^0 K)$		$0.13 \pm 0.03 \pm_{-0.04}^{0.02}$			<b><math>0.13 \pm 0.04</math></b>
$\mathcal{B}(\bar{\Lambda}_b^0 \rightarrow J/\psi(1S)\Lambda)$	$0.47 \pm 0.28$			$0.47 \pm 0.21 \pm 0.19$	$0.47 \pm 0.28$
$\mathcal{B}(\bar{D}^0 \rightarrow D^{*0}(2007)D^-)$			$0.63 \pm 0.14 \pm 0.08 \pm 0.06$		$0.63 \pm 0.17$
$\mathcal{B}(\bar{B}_s^0 \rightarrow J/\psi(1S)\phi(1020))$	$0.93 \pm 0.33$			$0.93 \pm 0.28 \pm 0.17$	$0.93 \pm 0.33$

Table 41: Product branching fractions of miscellaneous modes producing charmed particles in units of  $10^{-5}$ , upper limits are at 90% CL. The latest version is available at: <http://hfag.phys.ntu.edu.tw/b2charm/00300.html>

Mode	PDG 2006	Belle	BABAR	CDF	Average
$\mathcal{B}(B \rightarrow KY(3940)[\omega(782)J/\psi(1S)])$	$7.1 \pm 3.4$	$7.1 \pm 1.3 \pm 3.1$			$7.1 \pm 3.4$

Table 42: Ratios of branching fractions of miscellaneous modes producing charmed particles in units of  $10^0$ , upper limits are at 90% CL. The latest version is available at: <http://hfag.phys.ntu.edu.tw/b2charm/00300.html>

Mode	PDG 2006	Belle	BABAR	CDF	Average
$\frac{\mathcal{B}(\bar{B}_s^0 \rightarrow D_s^+ K^-)}{\mathcal{B}(\bar{B}_s^0 \rightarrow D_s^+ \pi^-)}$				$0.107 \pm 0.019 \pm 0.008$	<b><math>0.11 \pm 0.02</math></b>
$\frac{\mathcal{B}(\bar{B}_s^0 \rightarrow \psi(2S)\phi(1020))}{\mathcal{B}(\bar{B}_s^0 \rightarrow J/\psi(1S)\phi(1020))}$				$0.52 \pm 0.13 \pm 0.07$	$0.52 \pm 0.15$
$\frac{\mathcal{B}(\bar{B}_s^0 \rightarrow D_s^+ \pi^+ \pi^- \pi^-)}{\mathcal{B}(\bar{B}^0 \rightarrow D^+ \pi^+ \pi^- \pi^-)}$				$1.05 \pm 0.10 \pm 0.22$	$1.05 \pm 0.24$
$\frac{\mathcal{B}(\bar{B}_s^0 \rightarrow D_s^+ \pi^-)}{\mathcal{B}(\bar{B}^0 \rightarrow D^+ \pi^-)}$				$1.13 \pm 0.08 \pm 0.05 \pm 0.15$	$1.13 \pm 0.18$
$\frac{\mathcal{B}(\bar{B}_s^0 \rightarrow D_s^- D_s^+)}{\mathcal{B}(\bar{B}^0 \rightarrow D_s^- D^+)}$				$1.67 \pm 0.41 \pm 0.12 \pm 0.46$	$1.67 \pm 0.63$
$\frac{\mathcal{B}(\bar{\Lambda}_b^0 \rightarrow \Lambda_c^- \pi^+)}{\mathcal{B}(\bar{B}^0 \rightarrow D^+ \pi^-)}$				$3.30 \pm 0.30 \pm 0.40 \pm 1.10$	$3.3 \pm 1.2$
$\frac{\mathcal{B}(\bar{\Lambda}_b^0 \rightarrow \Lambda_c^- \mu^+ \nu_\mu)}{\mathcal{B}(\bar{\Lambda}_b^0 \rightarrow \Lambda_c^- \pi^+)}$				$20.00 \pm 3.00 \pm 1.20 \pm_{2.20}^{0.90}$	$20.0 \pm_{3.9}^{3.4}$

Table 43: Miscellaneous quantities of miscellaneous modes producing charmed particles in units of  $10^0$ , upper limits are at 90% CL. The latest version is available at: <http://hfag.phys.ntu.edu.tw/b2charm/00300.html>

Mode	PDG 2006	Belle	BABAR	CDF	Average
$\delta_{\parallel}(B \rightarrow J/\psi(1S)K^*)$		$-2.887 \pm 0.090 \pm 0.008$	$-2.93 \pm 0.08 \pm 0.04$		$-2.91 \pm 0.06$
$\delta_{\parallel}(B \rightarrow \psi(2S)K^*)$			$-2.80 \pm 0.40 \pm 0.10$		$-2.80 \pm 0.41$
$\delta_{\parallel}(B \rightarrow \chi_{c1}(1P)K^*)$			$0.00 \pm 0.30 \pm 0.10$		$0.00 \pm 0.32$
$ \mathcal{A}_{\perp} ^2(B \rightarrow \chi_{c1}(1P)K^*)$			$0.03 \pm 0.04 \pm 0.02$		$0.03 \pm 0.04$
$ \mathcal{A}_{\parallel} ^2(B \rightarrow \chi_{c1}(1P)K^*)$			$0.20 \pm 0.07 \pm 0.04$		$0.20 \pm 0.08$
$ \mathcal{A}_{\perp} ^2(B \rightarrow J/\psi(1S)K^*)$		$0.195 \pm 0.012 \pm 0.008$	$0.233 \pm 0.010 \pm 0.005$		$0.219 \pm 0.009$
$ \mathcal{A}_{\parallel} ^2(B \rightarrow J/\psi(1S)K^*)$		$0.231 \pm 0.012 \pm 0.008$	$0.211 \pm 0.010 \pm 0.006$		$0.219 \pm 0.009$
$ \mathcal{A}_{\parallel} ^2(B \rightarrow \psi(2S)K^*)$			$0.22 \pm 0.06 \pm 0.02$		$0.22 \pm 0.06$
$ \mathcal{A}_{\perp} ^2(B \rightarrow \psi(2S)K^*)$			$0.30 \pm 0.06 \pm 0.02$		$0.30 \pm 0.06$
$ \mathcal{A}_0 ^2(B \rightarrow \psi(2S)K^*)$			$0.48 \pm 0.05 \pm 0.02$		$0.48 \pm 0.05$
$ \mathcal{A}_0 ^2(B \rightarrow J/\psi(1S)K^*)$		$0.574 \pm 0.012 \pm 0.009$	$0.556 \pm 0.009 \pm 0.010$		$0.56 \pm 0.01$
$ \mathcal{A}_0 ^2(B \rightarrow \chi_{c1}(1P)K^*)$			$0.77 \pm 0.07 \pm 0.04$		$0.77 \pm 0.08$
$\delta_{\perp}(B \rightarrow \psi(2S)K^*)$			$2.80 \pm 0.30 \pm 0.10$		$2.80 \pm 0.32$
$\delta_{\perp}(B \rightarrow J/\psi(1S)K^*)$		$2.938 \pm 0.064 \pm 0.010$	$2.91 \pm 0.05 \pm 0.03$		$2.92 \pm 0.04$

# Averages of $b$ -hadron and $c$ -hadron Properties at the End of 2007

Heavy Flavor Averaging Group (HFAG)\*

8 August 2008

## Abstract

This article reports world averages for measurements of  $b$ -hadron and  $c$ -hadron properties obtained by the Heavy Flavor Averaging Group (HFAG) using the results available at the end of 2007. For the averaging, common input parameters used in the various analyses are adjusted (rescaled) to common values, and known correlations are taken into account. The averages include branching fractions, lifetimes, neutral meson mixing parameters,  $CP$  violation parameters, and parameters of semileptonic decays.

arXiv:0808.1297v3 [hep-ex] 14 Mar 2009

---

\*The HFAG members involved in producing the averages for the end of 2007 update are: E. Barberio, R. Bernhard, S. Blyth, O. Buchmueller, G. Cavoto, P. Chang, F. Di Lodovico, H. Flaecher, T. Gershon, L. Gibbons, R. Godang, B. Golob, G. Gomez-Ceballos, R. Harr, R. Kowalewski, H. Lacker, C.-J. Lin, D. Lopes-Pegna, V. Lüth, D. Pedrini, B. Petersen, M. Purohit, O. Schneider, C. Schwanda, A. J. Schwartz, J. Smith, A. Snyder, D. Tonelli, S. Tosi, K. Trabelsi, P. Urquijo, R. Van Kooten, C. Voena, and C. Weiser.

# Contents

<b>1</b>	<b>Introduction</b>	<b>5</b>
<b>2</b>	<b>Methodology</b>	<b>6</b>
<b>3</b>	<b><i>b</i>-hadron production fractions, lifetimes and mixing parameters</b>	<b>14</b>
3.1	<i>b</i> -hadron production fractions . . . . .	14
3.1.1	<i>b</i> -hadron production fractions in $\Upsilon(4S)$ decays . . . . .	14
3.1.2	<i>b</i> -hadron production fractions in $\Upsilon(5S)$ decays . . . . .	16
3.1.3	<i>b</i> -hadron production fractions at high energy . . . . .	18
3.2	<i>b</i> -hadron lifetimes . . . . .	20
3.2.1	Lifetime measurements, uncertainties and correlations . . . . .	21
3.2.2	Inclusive <i>b</i> -hadron lifetimes . . . . .	23
3.2.3	$B^0$ and $B^+$ lifetimes and their ratio . . . . .	24
3.2.4	$B_s^0$ lifetime . . . . .	26
3.2.5	$B_c^+$ lifetime . . . . .	29
3.2.6	$\Lambda_b^0$ and <i>b</i> -baryon lifetimes . . . . .	30
3.2.7	Summary and comparison with theoretical predictions . . . . .	31
3.3	Neutral <i>B</i> -meson mixing . . . . .	32
3.3.1	$B^0$ mixing parameters . . . . .	33
3.3.2	$B_s^0$ mixing parameters . . . . .	37
<b>4</b>	<b>Measurements related to Unitarity Triangle angles</b>	<b>49</b>
4.1	Introduction . . . . .	49
4.2	Notations . . . . .	51
4.2.1	<i>CP</i> asymmetries . . . . .	51
4.2.2	Time-dependent <i>CP</i> asymmetries in decays to <i>CP</i> eigenstates . . . . .	51
4.2.3	Time-dependent <i>CP</i> asymmetries in decays to vector-vector final states . . . . .	52
4.2.4	Time-dependent asymmetries: self-conjugate multiparticle final states . . . . .	53
4.2.5	Time-dependent <i>CP</i> asymmetries in decays to non- <i>CP</i> eigenstates . . . . .	55
4.2.6	Time-dependent <i>CP</i> asymmetries in the $B_s$ System . . . . .	61
4.2.7	Asymmetries in $B \rightarrow D^{(*)}K^{(*)}$ decays . . . . .	62
4.3	Common inputs and error treatment . . . . .	63
4.4	Time-dependent asymmetries in $b \rightarrow c\bar{c}s$ transitions . . . . .	65
4.4.1	Time-dependent <i>CP</i> asymmetries in $b \rightarrow c\bar{c}s$ decays to <i>CP</i> eigenstates . . . . .	65
4.4.2	Time-dependent transversity analysis of $B^0 \rightarrow J/\psi K^{*0}$ . . . . .	65
4.4.3	Time-dependent <i>CP</i> asymmetries in $B^0 \rightarrow D^{*+}D^{*-}K_s^0$ decays . . . . .	67
4.4.4	Time-dependent analysis of $B_s^0 \rightarrow J/\psi\phi$ . . . . .	67
4.5	Time-dependent <i>CP</i> asymmetries in colour-suppressed $b \rightarrow c\bar{u}d$ transitions . . . . .	69
4.6	Time-dependent <i>CP</i> asymmetries in charmless $b \rightarrow q\bar{q}s$ transitions . . . . .	71
4.6.1	Time-dependent <i>CP</i> asymmetries: $b \rightarrow q\bar{q}s$ decays to <i>CP</i> eigenstates . . . . .	71
4.6.2	Time-dependent Dalitz plot analyses: $B^0 \rightarrow K^+K^-K^0$ and $B^0 \rightarrow \pi^+\pi^-K_s^0$ . . . . .	73
4.7	Time-dependent <i>CP</i> asymmetries in $b \rightarrow c\bar{c}d$ transitions . . . . .	78
4.8	Time-dependent <i>CP</i> asymmetries in $b \rightarrow q\bar{q}d$ transitions . . . . .	83
4.9	Time-dependent asymmetries in $b \rightarrow s\gamma$ transitions . . . . .	84
4.10	Time-dependent asymmetries in $b \rightarrow d\gamma$ transitions . . . . .	85



4.11	Time-dependent $CP$ asymmetries in $b \rightarrow u\bar{d}$ transitions . . . . .	87
4.12	Time-dependent $CP$ asymmetries in $b \rightarrow c\bar{u}d/u\bar{c}d$ transitions . . . . .	93
4.13	Rates and asymmetries in $B^\mp \rightarrow D^{(*)}K^{(*)\mp}$ decays . . . . .	96
4.13.1	$D$ decays to $CP$ eigenstates . . . . .	96
4.13.2	$D$ decays to suppressed final states . . . . .	96
4.13.3	$D$ decays to multiparticle self-conjugate final states . . . . .	97
<b>5</b>	<b>Semileptonic <math>B</math> decays</b> . . . . .	<b>102</b>
5.1	Common set of input parameters . . . . .	102
5.2	Exclusive CKM-favored decays . . . . .	102
5.2.1	$B \rightarrow \bar{D}\ell^+\nu_\ell$ . . . . .	102
5.2.2	$B \rightarrow \bar{D}^*\ell^+\nu_\ell$ . . . . .	106
5.2.3	$B \rightarrow \bar{D}^{(*)}\pi\ell^+\nu_\ell$ . . . . .	107
5.2.4	$B \rightarrow \bar{D}^{**}\ell^+\nu_\ell$ . . . . .	107
5.3	Inclusive CKM-favored decays . . . . .	110
5.3.1	Inclusive Semileptonic Branching Fraction for $B \rightarrow X\ell^+\nu_\ell$ . . . . .	110
5.3.2	Ratio of $\mathcal{B}(B^+ \rightarrow X\ell^+\nu_\ell)$ to $\mathcal{B}(B^0 \rightarrow X\ell^+\nu_\ell)$ . . . . .	112
5.3.3	Branching Fractions for $B^+ \rightarrow X\ell^+\nu_\ell$ . . . . .	114
5.3.4	$ V_{cb} $ Determined from $B \rightarrow X\ell^+\nu_\ell$ . . . . .	114
5.3.5	HQE fit in the kinetic scheme . . . . .	116
5.3.6	Global Fits in the $1S$ scheme . . . . .	116
5.4	Exclusive CKM-suppressed decays . . . . .	120
5.5	Inclusive CKM-suppressed decays . . . . .	121
5.5.1	BLNP . . . . .	123
5.5.2	DGE . . . . .	124
5.5.3	GGOU . . . . .	126
5.5.4	ADFR . . . . .	126
5.5.5	BLL . . . . .	127
5.5.6	Summary . . . . .	128
<b>6</b>	<b><math>B</math>-decays to charmed hadrons</b> . . . . .	<b>129</b>
<b>7</b>	<b><math>B</math> decays to charmless final states</b> . . . . .	<b>159</b>
7.1	Mesonic charmless decays . . . . .	159
7.2	Radiative and leptonic decays . . . . .	164
7.3	$B \rightarrow X_s\gamma$ . . . . .	165
7.4	Baryonic decays . . . . .	168
7.5	$B_s$ decays . . . . .	170
7.6	Charge asymmetries . . . . .	170
7.7	Polarization measurements . . . . .	174
<b>8</b>	<b><math>D</math> decays</b> . . . . .	<b>176</b>
8.1	$D^0$ - $\bar{D}^0$ Mixing and $CP$ Violation . . . . .	176
8.1.1	Introduction . . . . .	176
8.1.2	Input Observables . . . . .	177
8.1.3	Fit results . . . . .	178

8.1.4	Conclusions . . . . .	178
8.2	Excited $D_{(s)}$ Mesons . . . . .	185
8.3	Semileptonic Decays . . . . .	190
8.3.1	Introduction . . . . .	190
8.3.2	$D \rightarrow P\ell\nu$ Decays . . . . .	190
8.3.3	Simple Pole . . . . .	190
8.3.4	$z$ Expansion . . . . .	191
8.3.5	$D \rightarrow V\ell\nu$ Decays . . . . .	193
8.3.6	$S$ -Wave Component . . . . .	196
8.3.7	Model-independent Form Factor Measurement . . . . .	196
8.4	$CP$ Asymmetries . . . . .	198
8.5	$T$ -violating Asymmetries . . . . .	199
<b>9</b>	<b>Summary</b>	<b>202</b>
<b>10</b>	<b>Acknowledgments</b>	<b>204</b>

# 1 Introduction

Flavor dynamics is an important element in understanding the nature of particle physics. The accurate knowledge of properties of heavy flavor hadrons, especially  $b$  hadrons, plays an essential role for determination of the Cabibbo-Kobayashi-Maskawa (CKM) matrix [1]. Since asymmetric-energy  $e^+e^-$   $B$  factories started their operation, the size of available  $B$  meson samples has dramatically increased and the accuracies of measurements have been improved. Tevatron experiments have also provided important results on  $B$  and  $D$  decays with increased Run II data samples, including confirmation of  $D^0$ - $\bar{D}^0$  mixing in  $D^0 \rightarrow K^+\pi^-$  decays.

The Heavy Flavor Averaging Group (HFAG) was formed in 2002 to continue the activities of the LEP Heavy Flavor Steering group [2]. This group was responsible for averages of measurements of  $b$ -flavor related quantities. HFAG currently consists of six subgroups:

- the “Lifetime and Mixing” subgroup provides averages for  $b$ -hadron lifetimes,  $b$ -hadron fractions in  $\Upsilon(4S)$  decay and high energy collisions, and various parameters in  $B^0$  and  $B_s^0$  oscillations (mixing);
- the “ $CP(t)$  and Unitarity Triangle Angles” subgroup provides averages for time-dependent  $CP$  asymmetry parameters and angles of the  $B$  unitarity triangle;
- the “Semileptonic  $B$  Decays” subgroup provides averages for inclusive and exclusive  $B$ -decay branching fractions, and estimates of the CKM matrix elements  $|V_{cb}|$  and  $|V_{ub}|$ ;
- the “ $B$  to Charm Decays” subgroup provides averages of branching fractions for  $B$  decays to final states involving open charm mesons or charmonium.
- the “Rare Decays” subgroup provides averages of branching fractions and their asymmetries between  $B$  and  $\bar{B}$  for charmless mesonic, radiative, leptonic, and baryonic  $B$  decays;
- the “Charm Physics” subgroup provides averages of branching fractions for charm decays and averages of  $D^0$ - $\bar{D}^0$  mixing and direct and indirect  $CP$  violation parameters.

The first and third subgroups continue the activities of the LEP working groups with some reorganization (merging four groups into two groups). The second and latter three groups were newly formed to provide averages for results that became available from the  $B$  factory experiments (and now from the Fermilab Tevatron experiments). All subgroups consist of representatives and contact persons from *BABAR*, Belle, CDF, CLEO,  $D\bar{O}$ , and LEP.

This article is an update of the “End of 2006” HFAG preprint [4], and here we report world averages using the results available at the end of 2007. In general we use all publicly available results, including preliminary results presented at conferences; however, we do not use preliminary results that have remained unpublished for an extended period time or for which no publication is planned. Close contacts have been established between representatives from the experiments and members of different subgroups in charge of the averages to ensure that the data are prepared in a form suitable for combinations.

In the case of obtaining a world average for which  $\chi^2/\text{dof} > 1$ , where dof is the number of degrees of freedom in the average calculation, we do not scale the resulting error (as is presently done by the Particle Data Group [3]). Rather, we examine the systematics of each measurement to better understand them. Unless we find possible systematic discrepancies

between the measurements, we do not apply any additional correction to the calculated error. We provide the confidence level of the fit as an indicator for the consistency of the measurements included in the average. We include a warning message in case some special treatment was necessary to calculate an average, or if an approximation used in the average calculation may not be good enough (*e.g.*, assuming Gaussian errors when the likelihood function indicates non-Gaussian behavior).

Section 2 describes the methodology for calculating averages for various quantities used by HFAG. In the averaging, common input parameters used in the various analyses are adjusted (rescaled) to common values, and, where possible, known correlations are taken into account. Sections 3–8 present world average values from each of the subgroups mentioned above.

The complete listing of averages and plots described in this article are also available on the HFAG web page:

<http://www.slac.stanford.edu/xorg/hfag> and  
<http://belle.kek.jp/mirror/hfag> (KEK mirror site).

## 2 Methodology

The general averaging problem that HFAG faces is to combine information provided by different measurements of the same parameter to obtain our best estimate of the parameter's value and uncertainty. The methodology described here focuses on the problems of combining measurements performed with different systematic assumptions and with potentially-correlated systematic uncertainties. Our methodology relies on the close involvement of the people performing the measurements in the averaging process.

Consider two hypothetical measurements of a parameter  $x$ , which might be summarized as

$$\begin{aligned} x &= x_1 \pm \delta x_1 \pm \Delta x_{1,1} \pm \Delta x_{2,1} \dots \\ x &= x_2 \pm \delta x_2 \pm \Delta x_{1,2} \pm \Delta x_{2,2} \dots, \end{aligned}$$

where the  $\delta x_k$  are statistical uncertainties, and the  $\Delta x_{i,k}$  are contributions to the systematic uncertainty. One popular approach is to combine statistical and systematic uncertainties in quadrature

$$\begin{aligned} x &= x_1 \pm (\delta x_1 \oplus \Delta x_{1,1} \oplus \Delta x_{2,1} \oplus \dots) \\ x &= x_2 \pm (\delta x_2 \oplus \Delta x_{1,2} \oplus \Delta x_{2,2} \oplus \dots) \end{aligned}$$

and then perform a weighted average of  $x_1$  and  $x_2$ , using their combined uncertainties, as if they were independent. This approach suffers from two potential problems that we attempt to address. First, the values of the  $x_k$  may have been obtained using different systematic assumptions. For example, different values of the  $B^0$  lifetime may have been assumed in separate measurements of the oscillation frequency  $\Delta m_d$ . The second potential problem is that some contributions of the systematic uncertainty may be correlated between experiments. For example, separate measurements of  $\Delta m_d$  may both depend on an assumed Monte-Carlo branching fraction used to model a common background.

The problems mentioned above are related since, ideally, any quantity  $y_i$  that  $x_k$  depends on has a corresponding contribution  $\Delta x_{i,k}$  to the systematic error which reflects the uncertainty  $\Delta y_i$  on  $y_i$  itself. We assume that this is the case and use the values of  $y_i$  and  $\Delta y_i$  assumed

by each measurement explicitly in our averaging (we refer to these values as  $y_{i,k}$  and  $\Delta y_{i,k}$  below). Furthermore, since we do not lump all the systematics together, we require that each measurement used in an average have a consistent definition of the various contributions to the systematic uncertainty. Different analyses often use different decompositions of their systematic uncertainties, so achieving consistent definitions for any potentially correlated contributions requires close coordination between HFAG and the experiments. In some cases, a group of systematic uncertainties must be lumped to obtain a coarser description that is consistent between measurements. Systematic uncertainties that are uncorrelated with any other sources of uncertainty appearing in an average are lumped with the statistical error, so that the only systematic uncertainties treated explicitly are those that are correlated with at least one other measurement via a consistently-defined external parameter  $y_i$ . When asymmetric statistical or systematic uncertainties are quoted, we symmetrize them since our combination method implicitly assumes parabolic likelihoods for each measurement.

The fact that a measurement of  $x$  is sensitive to the value of  $y_i$  indicates that, in principle, the data used to measure  $x$  could equally-well be used for a simultaneous measurement of  $x$  and  $y_i$ , as illustrated by the large contour in Fig. 1(a) for a hypothetical measurement. However, we often have an external constraint  $\Delta y_i$  on the value of  $y_i$  (represented by the horizontal band in Fig. 1(a)) that is more precise than the constraint  $\sigma(y_i)$  from our data alone. Ideally, in such cases we would perform a simultaneous fit to  $x$  and  $y_i$ , including the external constraint, obtaining the filled  $(x, y)$  contour and corresponding dashed one-dimensional estimate of  $x$  shown in Fig. 1(a). Throughout, we assume that the external constraint  $\Delta y_i$  on  $y_i$  is Gaussian.

In practice, the added technical complexity of a constrained fit with extra free parameters is not justified by the small increase in sensitivity, as long as the external constraints  $\Delta y_i$  are sufficiently precise when compared with the sensitivities  $\sigma(y_i)$  to each  $y_i$  of the data alone. Instead, the usual procedure adopted by the experiments is to perform a baseline fit with all  $y_i$  fixed to nominal values  $y_{i,0}$ , obtaining  $x = x_0 \pm \delta x$ . This baseline fit neglects the uncertainty due to  $\Delta y_i$ , but this error can be mostly recovered by repeating the fit separately for each external parameter  $y_i$  with its value fixed at  $y_i = y_{i,0} + \Delta y_i$  to obtain  $x = \tilde{x}_{i,0} \pm \delta \tilde{x}$ , as illustrated in Fig. 1(b). The absolute shift,  $|\tilde{x}_{i,0} - x_0|$ , in the central value of  $x$  is what the experiments usually quote as their systematic uncertainty  $\Delta x_i$  on  $x$  due to the unknown value of  $y_i$ . Our procedure requires that we know not only the magnitude of this shift but also its sign. In the limit that the unconstrained data is represented by a parabolic likelihood, the signed shift is given by

$$\Delta x_i = \rho(x, y_i) \frac{\sigma(x)}{\sigma(y_i)} \Delta y_i, \quad (1)$$

where  $\sigma(x)$  and  $\rho(x, y_i)$  are the statistical uncertainty on  $x$  and the correlation between  $x$  and  $y_i$  in the unconstrained data. While our procedure is not equivalent to the constrained fit with extra parameters, it yields (in the limit of a parabolic unconstrained likelihood) a central value  $x_0$  that agrees to  $\mathcal{O}(\Delta y_i/\sigma(y_i))^2$  and an uncertainty  $\delta x \oplus \Delta x_i$  that agrees to  $\mathcal{O}(\Delta y_i/\sigma(y_i))^4$ .

In order to combine two or more measurements that share systematics due to the same external parameters  $y_i$ , we would ideally perform a constrained simultaneous fit of all data samples to obtain values of  $x$  and each  $y_i$ , being careful to only apply the constraint on each  $y_i$  once. This is not practical since we generally do not have sufficient information to reconstruct the unconstrained likelihoods corresponding to each measurement. Instead, we perform the two-step approximate procedure described below.

Figs. 2(a,b) illustrate two statistically-independent measurements,  $x_1 \pm (\delta x_1 \oplus \Delta x_{i,1})$  and  $x_2 \pm$

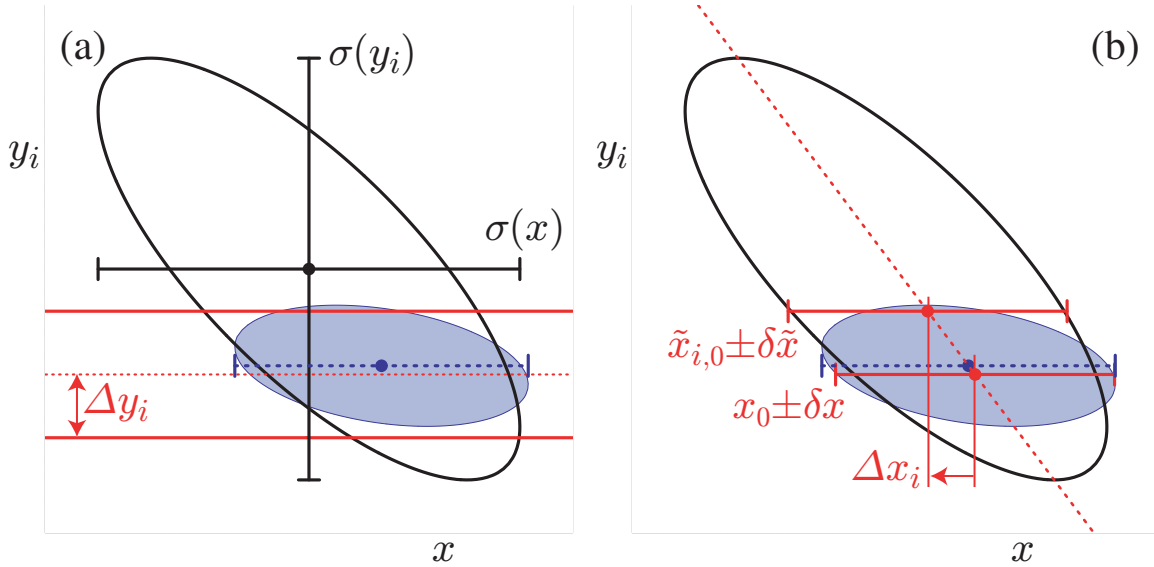


Figure 1: The left-hand plot (a) compares the 68% confidence-level contours of a hypothetical measurement's unconstrained (large ellipse) and constrained (filled ellipse) likelihoods, using the Gaussian constraint on  $y_i$  represented by the horizontal band. The solid error bars represent the statistical uncertainties  $\sigma(x)$  and  $\sigma(y_i)$  of the unconstrained likelihood. The dashed error bar shows the statistical error on  $x$  from a constrained simultaneous fit to  $x$  and  $y_i$ . The right-hand plot (b) illustrates the method described in the text of performing fits to  $x$  with  $y_i$  fixed at different values. The dashed diagonal line between these fit results has the slope  $\rho(x, y_i)\sigma(y_i)/\sigma(x)$  in the limit of a parabolic unconstrained likelihood. The result of the constrained simultaneous fit from (a) is shown as a dashed error bar on  $x$ .

$(\delta x_i \oplus \Delta x_{i,2})$ , of the same hypothetical quantity  $x$  (for simplicity, we only show the contribution of a single correlated systematic due to an external parameter  $y_i$ ). As our knowledge of the external parameters  $y_i$  evolves, it is natural that the different measurements of  $x$  will assume different nominal values and ranges for each  $y_i$ . The first step of our procedure is to adjust the values of each measurement to reflect the current best knowledge of the values  $y'_i$  and ranges  $\Delta y'_i$  of the external parameters  $y_i$ , as illustrated in Figs. 2(c,b). We adjust the central values  $x_k$  and correlated systematic uncertainties  $\Delta x_{i,k}$  linearly for each measurement (indexed by  $k$ ) and each external parameter (indexed by  $i$ ):

$$x'_k = x_k + \sum_i \frac{\Delta x_{i,k}}{\Delta y_{i,k}} (y'_i - y_{i,k}) \quad (2)$$

$$\Delta x'_{i,k} = \Delta x_{i,k} \cdot \frac{\Delta y'_i}{\Delta y_{i,k}}. \quad (3)$$

This procedure is exact in the limit that the unconstrained likelihoods of each measurement is parabolic.

The second step of our procedure is to combine the adjusted measurements,  $x'_k \pm (\delta x_k \oplus \Delta x'_{k,1} \oplus \Delta x'_{k,2} \oplus \dots)$  using the chi-square

$$\chi^2_{\text{comb}}(x, y_1, y_2, \dots) \equiv \sum_k \frac{1}{\delta x_k^2} \left[ x'_k - \left( x + \sum_i (y_i - y'_i) \frac{\Delta x'_{i,k}}{\Delta y'_i} \right) \right]^2 + \sum_i \left( \frac{y_i - y'_i}{\Delta y'_i} \right)^2, \quad (4)$$

and then minimize this  $\chi^2$  to obtain the best values of  $x$  and  $y_i$  and their uncertainties, as illustrated in Fig. 3. Although this method determines new values for the  $y_i$ , we do not report them since the  $\Delta x_{i,k}$  reported by each experiment are generally not intended for this purpose (for example, they may represent a conservative upper limit rather than a true reflection of a 68% confidence level).

For comparison, the exact method we would perform if we had the unconstrained likelihoods  $\mathcal{L}_k(x, y_1, y_2, \dots)$  available for each measurement is to minimize the simultaneous constrained likelihood

$$\mathcal{L}_{\text{comb}}(x, y_1, y_2, \dots) \equiv \prod_k \mathcal{L}_k(x, y_1, y_2, \dots) \prod_i \mathcal{L}_i(y_i), \quad (5)$$

with an independent Gaussian external constraint on each  $y_i$

$$\mathcal{L}_i(y_i) \equiv \exp \left[ -\frac{1}{2} \left( \frac{y_i - y'_i}{\Delta y'_i} \right)^2 \right]. \quad (6)$$

The results of this exact method are illustrated by the filled ellipses in Figs. 3(a,b) and agree with our method in the limit that each  $\mathcal{L}_k$  is parabolic and that each  $\Delta y'_i \ll \sigma(y_i)$ . In the case of a non-parabolic unconstrained likelihood, experiments would have to provide a description of  $\mathcal{L}_k$  itself to allow an improved combination. In the case of  $\sigma(y_i) \simeq \Delta y'_i$ , experiments are advised to perform a simultaneous measurement of both  $x$  and  $y$  so that their data will improve the world knowledge about  $y$ .

The algorithm described above is used as a default in the averages reported in the following sections. For some cases, somewhat simplified or more complex algorithms are used and noted in the corresponding sections. Some examples for extensions of the standard method for extracting

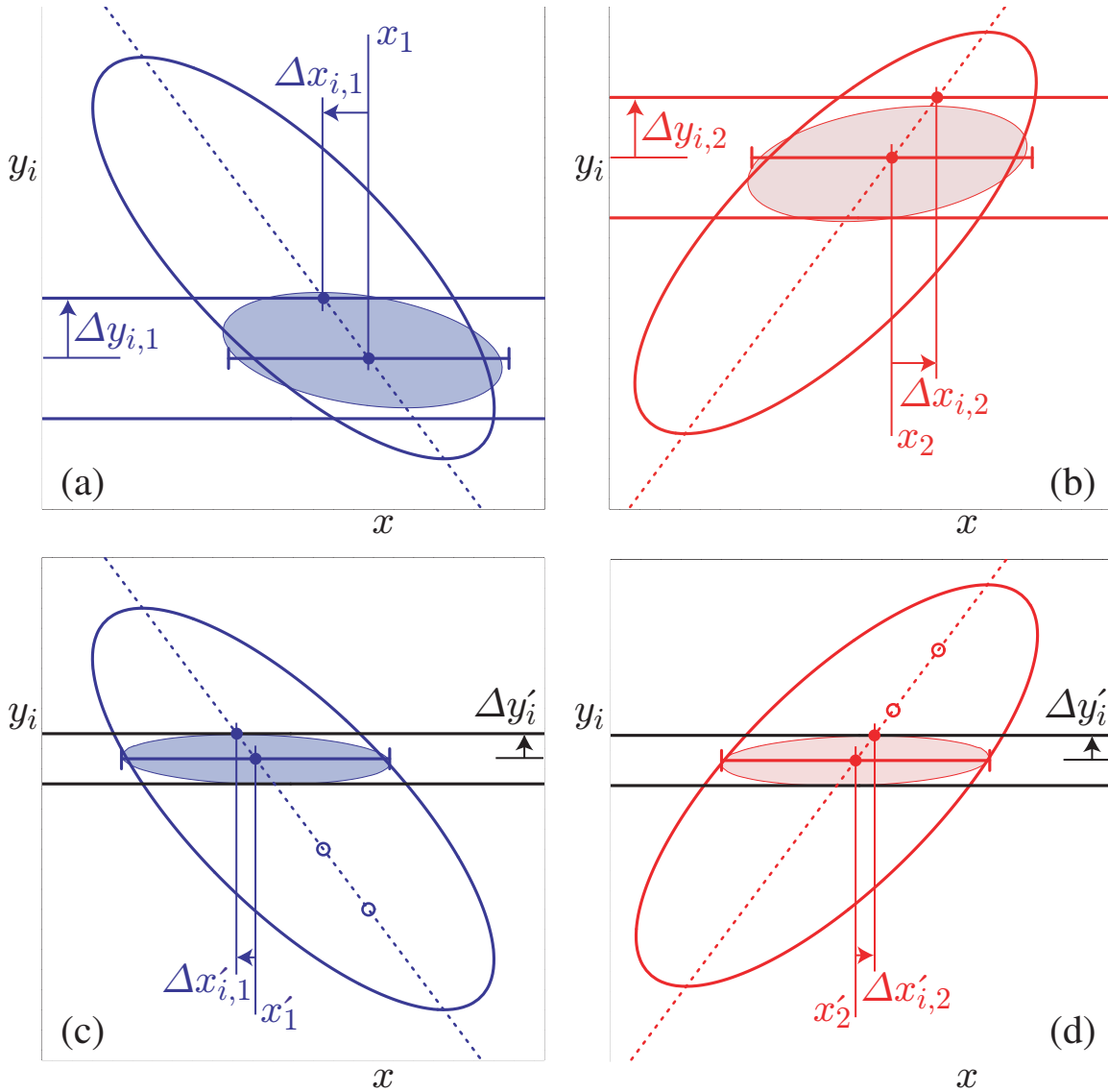


Figure 2: The upper plots (a) and (b) show examples of two individual measurements to be combined. The large ellipses represent their unconstrained likelihoods, and the filled ellipses represent their constrained likelihoods. Horizontal bands indicate the different assumptions about the value and uncertainty of  $y_i$  used by each measurement. The error bars show the results of the approximate method described in the text for obtaining  $x$  by performing fits with  $y_i$  fixed to different values. The lower plots (c) and (d) illustrate the adjustments to accommodate updated and consistent knowledge of  $y_i$  as described in the text. Open circles mark the central values of the unadjusted fits to  $x$  with  $y$  fixed; these determine the dashed line used to obtain the adjusted values.



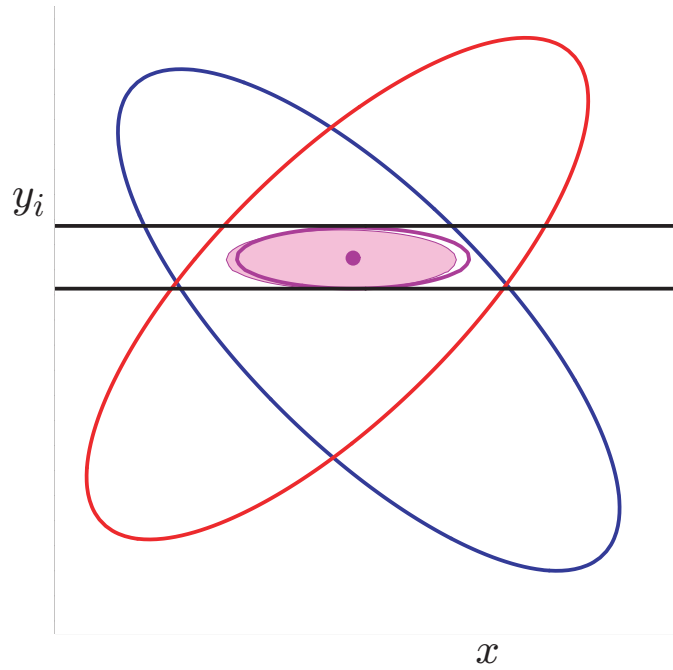


Figure 3: An illustration of the combination of two hypothetical measurements of  $x$  using the method described in the text. The ellipses represent the unconstrained likelihoods of each measurement, and the horizontal band represents the latest knowledge about  $y_i$  that is used to adjust the individual measurements. The filled small ellipse shows the result of the exact method using  $\mathcal{L}_{\text{comb}}$ , and the hollow small ellipse and dot show the result of the approximate method using  $\chi_{\text{comb}}^2$ .

averages are given here. These include the case where measurement errors depend on the measured value, i.e. are relative errors, unknown correlation coefficients and the breakdown of error sources.

For measurements with Gaussian errors, the usual estimator for the average of a set of measurements is obtained by minimizing the following  $\chi^2$ :

$$\chi^2(t) = \sum_i^N \frac{(y_i - t)^2}{\sigma_i^2}, \quad (7)$$

where  $y_i$  is the measured value for input  $i$  and  $\sigma_i^2$  is the variance of the distribution from which  $y_i$  was drawn. The value  $\hat{t}$  of  $t$  at minimum  $\chi^2$  is our estimator for the average. (This discussion is given for independent measurements for the sake of simplicity; the generalization to correlated measurements is straightforward, and has been used when averaging results.) The true  $\sigma_i$  are unknown but typically the error as assigned by the experiment  $\sigma_i^{\text{raw}}$  is used as an estimator for it. Caution is advised, however, in the case where  $\sigma_i^{\text{raw}}$  depends on the value measured for  $y_i$ . Examples of this include an uncertainty in any multiplicative factor (like an acceptance) that enters the determination of  $y_i$ , i.e. the  $\sqrt{N}$  dependence of Poisson statistics, where  $y_i \propto N$  and  $\sigma_i \propto \sqrt{N}$ . Failing to account for this type of dependence when averaging leads to a biased average. Biases in the average can be avoided (or at least reduced) by minimizing the following  $\chi^2$ :

$$\chi^2(t) = \sum_i^N \frac{(y_i - t)^2}{\sigma_i^2(\hat{t})}. \quad (8)$$

In the above  $\sigma_i(\hat{t})$  is the uncertainty assigned to input  $i$  that includes the assumed dependence of the stated error on the value measured. As an example, consider a pure acceptance error, for which  $\sigma_i(\hat{t}) = (\hat{t}/y_i) \times \sigma_i^{\text{raw}}$ . It is easily verified that solving Eq. 8 leads to the correct behavior, namely

$$\hat{t} = \frac{\sum_i^N y_i^3 / (\sigma_i^{\text{raw}})^2}{\sum_i^N y_i^2 / (\sigma_i^{\text{raw}})^2},$$

i.e. weighting by the inverse square of the fractional uncertainty,  $\sigma_i^{\text{raw}}/y_i$ . It is sometimes difficult to assess the dependence of  $\sigma_i^{\text{raw}}$  on  $\hat{t}$  from the errors quoted by experiments.

Another issue that needs careful treatment is the question of correlation among different measurements, e.g. due to using the same theory for calculating acceptances. A common practice is to set the correlation coefficient to unity to indicate full correlation. However, this is not a ‘‘conservative’’ thing to do, and can in fact lead to a significantly underestimated uncertainty on the average. In the absence of better information, the most conservative choice of correlation coefficient between two measurements  $i$  and  $j$  is the one that maximizes the uncertainty on  $\hat{t}$  due to that pair of measurements:

$$\sigma_{\hat{t}(i,j)}^2 = \frac{\sigma_i^2 \sigma_j^2 (1 - \rho_{ij}^2)}{\sigma_i^2 + \sigma_j^2 - 2 \rho_{ij} \sigma_i \sigma_j}, \quad (9)$$

namely

$$\rho_{ij} = \min \left( \frac{\sigma_i}{\sigma_j}, \frac{\sigma_j}{\sigma_i} \right), \quad (10)$$

which corresponds to setting  $\sigma_{\hat{t}(i,j)}^2 = \min(\sigma_i^2, \sigma_j^2)$ . Setting  $\rho_{ij} = 1$  when  $\sigma_i \neq \sigma_j$  can lead to a significant underestimate of the uncertainty on  $\hat{t}$ , as can be seen from Eq. 9.

Finally, we carefully consider the various sources of error contributing to the overall uncertainty of an average. The overall covariance matrix is constructed from a number of individual sources, e.g.  $\mathbf{V} = \mathbf{V}_{\text{stat}} + \mathbf{V}_{\text{sys}} + \mathbf{V}_{\text{th}}$ . The variance on the average  $\hat{t}$  can be written

$$\sigma_{\hat{t}}^2 = \frac{\sum_{i,j} (\mathbf{V}^{-1} [\mathbf{V}_{\text{stat}} + \mathbf{V}_{\text{sys}} + \mathbf{V}_{\text{th}}] \mathbf{V}^{-1})_{ij}}{\left(\sum_{i,j} V_{ij}^{-1}\right)^2} = \sigma_{\text{stat}}^2 + \sigma_{\text{sys}}^2 + \sigma_{\text{th}}^2. \quad (11)$$

Written in this form, one can readily determine the contribution of each source of uncertainty to the overall uncertainty on the average. This breakdown of the uncertainties is used in the following sections.

Following the prescription described above, the central values and errors are rescaled to a common set of input parameters in the averaging procedures according to the dependency on any of these input parameters. We try to use the most up-to-date values for these common inputs and the same values among the HFAG subgroups. For the parameters whose averages are produced by HFAG, we use the values in the current update cycle. For other external parameters, we use the most recent PDG values [3]. The parameters and values used are listed in each subgroup section.

### 3 $b$ -hadron production fractions, lifetimes and mixing parameters

Quantities such as  $b$ -hadron production fractions,  $b$ -hadron lifetimes, and neutral  $B$ -meson oscillation frequencies have been studied in the nineties at LEP and SLC ( $e^+e^-$  colliders at  $\sqrt{s} = m_Z$ ) as well as at the first version of the Tevatron ( $p\bar{p}$  collider at  $\sqrt{s} = 1.8$  TeV). Since then precise measurements of the  $B^0$  and  $B^+$  lifetimes, as well as of the  $B^0$  oscillation frequency, have also been performed at the asymmetric  $B$  factories, KEKB and PEP-II ( $e^+e^-$  colliders at  $\sqrt{s} = m_{\Upsilon(4S)}$ ) while measurements related to the other  $b$ -hadrons, in particular  $B_s^0$ ,  $B_c^+$  and  $A_b^0$ , are being performed at the upgraded Tevatron ( $\sqrt{s} = 1.96$  TeV). In most cases, these basic quantities, although interesting by themselves, became necessary ingredients for the more complicated and refined analyses at the asymmetric  $B$  factories and at the Tevatron, in particular the time-dependent  $CP$  asymmetry measurements. It is therefore important that the best experimental values of these quantities continue to be kept up-to-date and improved.

In several cases, the averages presented in this chapter are needed and used as input for the results given in the subsequent chapters. Within this chapter, some averages need the knowledge of other averages in a circular way. This coupling, which appears through the  $b$ -hadron fractions whenever inclusive or semi-exclusive measurements have to be considered, has been reduced significantly in the last several years with increasingly precise exclusive measurements becoming available.

In addition to  $b$ -hadron fractions, lifetimes and mixing parameters, this chapter also deals with the  $CP$ -violating phase  $\beta_s$ , which is the phase difference between the  $B_s^0$  mixing amplitude and the  $b \rightarrow c\bar{c}s$  decay amplitude. The angle  $\beta$ , which is the equivalent of  $\beta_s$  for the  $B^0$  system, is discussed in Chapter 4.

#### 3.1 $b$ -hadron production fractions

We consider here the relative fractions of the different  $b$ -hadron species found in an unbiased sample of weakly-decaying  $b$  hadrons produced under some specific conditions. The knowledge of these fractions is useful to characterize the signal composition in inclusive  $b$ -hadron analyses, or to predict the background composition in exclusive analyses. Many analyses in  $B$  physics need these fractions as input. We distinguish here the following three conditions:  $\Upsilon(4S)$  decays,  $\Upsilon(5S)$  decays, and high-energy collisions (including  $Z^0$  decays).

##### 3.1.1 $b$ -hadron production fractions in $\Upsilon(4S)$ decays

Only pairs of the two lightest (charged and neutral)  $B$  mesons can be produced in  $\Upsilon(4S)$  decays, and it is enough to determine the following branching fractions:

$$f^{+-} = \Gamma(\Upsilon(4S) \rightarrow B^+B^-)/\Gamma_{\text{tot}}(\Upsilon(4S)), \quad (12)$$

$$f^{00} = \Gamma(\Upsilon(4S) \rightarrow B^0\bar{B}^0)/\Gamma_{\text{tot}}(\Upsilon(4S)). \quad (13)$$

In practice, most analyses measure their ratio

$$R^{+-/00} = f^{+-}/f^{00} = \Gamma(\Upsilon(4S) \rightarrow B^+B^-)/\Gamma(\Upsilon(4S) \rightarrow B^0\bar{B}^0), \quad (14)$$

Table 1: Published measurements of the  $B^+/B^0$  production ratio in  $\Upsilon(4S)$  decays, together with their average (see text). Systematic uncertainties due to the imperfect knowledge of  $\tau(B^+)/\tau(B^0)$  are included. The latest *BABAR* result [10] supersedes the earlier *BABAR* measurements [6, 9].

Experiment and year	Ref.	Decay modes or method	Published value of $R^{+-/00} = f^{+-}/f^{00}$	Assumed value of $\tau(B^+)/\tau(B^0)$
CLEO, 2001	[5]	$J/\psi K^{(*)}$	$1.04 \pm 0.07 \pm 0.04$	$1.066 \pm 0.024$
<i>BABAR</i> , 2002	[6]	$(c\bar{c})K^{(*)}$	$1.10 \pm 0.06 \pm 0.05$	$1.062 \pm 0.029$
CLEO, 2002	[7]	$D^*\ell\nu$	$1.058 \pm 0.084 \pm 0.136$	$1.074 \pm 0.028$
Belle, 2003	[8]	dilepton events	$1.01 \pm 0.03 \pm 0.09$	$1.083 \pm 0.017$
<i>BABAR</i> , 2004	[9]	$J/\psi K$	$1.006 \pm 0.036 \pm 0.031$	$1.083 \pm 0.017$
<i>BABAR</i> , 2005	[10]	$(c\bar{c})K^{(*)}$	$1.06 \pm 0.02 \pm 0.03$	$1.086 \pm 0.017$
Average			$1.064 \pm 0.029$ (tot)	$1.073 \pm 0.008$

which is easier to access experimentally. Since an inclusive (but separate) reconstruction of  $B^+$  and  $B^0$  is difficult, specific exclusive decay modes,  $B^+ \rightarrow x^+$  and  $B^0 \rightarrow x^0$ , are usually considered to perform a measurement of  $R^{+-/00}$ , whenever they can be related by isospin symmetry (for example  $B^+ \rightarrow J/\psi K^+$  and  $B^0 \rightarrow J/\psi K^0$ ). Under the assumption that  $\Gamma(B^+ \rightarrow x^+) = \Gamma(B^0 \rightarrow x^0)$ , *i.e.* that isospin invariance holds in these  $B$  decays, the ratio of the number of reconstructed  $B^+ \rightarrow x^+$  and  $B^0 \rightarrow x^0$  mesons is proportional to

$$\frac{f^{+-} \mathcal{B}(B^+ \rightarrow x^+)}{f^{00} \mathcal{B}(B^0 \rightarrow x^0)} = \frac{f^{+-} \Gamma(B^+ \rightarrow x^+) \tau(B^+)}{f^{00} \Gamma(B^0 \rightarrow x^0) \tau(B^0)} = \frac{f^{+-}}{f^{00}} \frac{\tau(B^+)}{\tau(B^0)}, \quad (15)$$

where  $\tau(B^+)$  and  $\tau(B^0)$  are the  $B^+$  and  $B^0$  lifetimes respectively. Hence the primary quantity measured in these analyses is  $R^{+-/00} \tau(B^+)/\tau(B^0)$ , and the extraction of  $R^{+-/00}$  with this method therefore requires the knowledge of the  $\tau(B^+)/\tau(B^0)$  lifetime ratio.

The published measurements of  $R^{+-/00}$  are listed in Table 1 together with the corresponding assumed values of  $\tau(B^+)/\tau(B^0)$ . All measurements are based on the above-mentioned method, except the one from Belle, which is a by-product of the  $B^0$  mixing frequency analysis using dilepton events (but note that it also assumes isospin invariance, namely  $\Gamma(B^+ \rightarrow \ell^+ X) = \Gamma(B^0 \rightarrow \ell^+ X)$ ). The latter is therefore treated in a slightly different manner in the following procedure used to combine these measurements:

- each published value of  $R^{+-/00}$  from CLEO and *BABAR* is first converted back to the original measurement of  $R^{+-/00} \tau(B^+)/\tau(B^0)$ , using the value of the lifetime ratio assumed in the corresponding analysis;
- a simple weighted average of these original measurements of  $R^{+-/00} \tau(B^+)/\tau(B^0)$  from CLEO and *BABAR* (which do not depend on the assumed value of the lifetime ratio) is then computed, assuming no statistical or systematic correlations between them;
- the weighted average of  $R^{+-/00} \tau(B^+)/\tau(B^0)$  is converted into a value of  $R^{+-/00}$ , using the latest average of the lifetime ratios,  $\tau(B^+)/\tau(B^0) = 1.073 \pm 0.008$  (see Sec. 3.2.3);

- the Belle measurement of  $R^{+-/00}$  is adjusted to the current values of  $\tau(B^0) = 1.530 \pm 0.008$  ps and  $\tau(B^+)/\tau(B^0) = 1.073 \pm 0.008$  (see Sec. 3.2.3), using the quoted systematic uncertainties due to these parameters;
- the combined value of  $R^{+-/00}$  from CLEO and *BABAR* is averaged with the adjusted value of  $R^{+-/00}$  from Belle, assuming a 100% correlation of the systematic uncertainty due to the limited knowledge on  $\tau(B^+)/\tau(B^0)$ ; no other correlation is considered.

The resulting global average,

$$R^{+-/00} = \frac{f^{+-}}{f^{00}} = 1.064 \pm 0.029, \quad (16)$$

is consistent with an equal production of charged and neutral  $B$  mesons, although only at the  $2.2\sigma$  level.

On the other hand, the *BABAR* collaboration has performed a direct measurement of the  $f^{00}$  fraction using a novel method, which does not rely on isospin symmetry nor requires the knowledge of  $\tau(B^+)/\tau(B^0)$ . Its analysis, based on a comparison between the number of events where a single  $B^0 \rightarrow D^{*-}\ell^+\nu$  decay could be reconstructed and the number of events where two such decays could be reconstructed, yields [11]

$$f^{00} = 0.487 \pm 0.010 \text{ (stat)} \pm 0.008 \text{ (syst)}. \quad (17)$$

The two results of Eqs. (16) and (17) are of very different natures and completely independent of each other. Their product is equal to  $f^{+-} = 0.518 \pm 0.019$ , while another combination of them gives  $f^{+-} + f^{00} = 1.005 \pm 0.030$ , compatible with unity. Assuming<sup>1</sup>  $f^{+-} + f^{00} = 1$ , also consistent with CLEO's observation that the fraction of  $\Upsilon(4S)$  decays to  $B\bar{B}$  pairs is larger than 0.96 at 95% CL [13], the results of Eqs. (16) and (17) can be averaged (first converting Eq. (16) into a value of  $f^{00} = 1/(R^{+-/00} + 1)$ ) to yield the following more precise estimates:

$$f^{00} = 0.485 \pm 0.006, \quad f^{+-} = 1 - f^{00} = 0.515 \pm 0.006, \quad \frac{f^{+-}}{f^{00}} = 1.062 \pm 0.025. \quad (18)$$

The latter ratio differs from one by  $2.4\sigma$ .

### 3.1.2 $b$ -hadron production fractions in $\Upsilon(5S)$ decays

Hadronic events produced in  $e^+e^-$  collisions at the  $\Upsilon(5S)$  energy can be classified into three categories: light-quark continuum events,  $b\bar{b}$  continuum events, and  $\Upsilon(5S)$  events. The latter two cannot be distinguished and are expected to always produce one of the following final states with a pair of  $b$ -flavored mesons:  $B\bar{B}$ ,  $B\bar{B}^*$ ,  $B^*\bar{B}$ ,  $B^*\bar{B}^*$ ,  $B\bar{B}\pi$ ,  $B\bar{B}^*\pi$ ,  $B^*\bar{B}\pi$ ,  $B^*\bar{B}^*\pi$ ,  $B\bar{B}\pi\pi$ ,  $B_s^0\bar{B}_s^0$ ,  $B_s^0\bar{B}_s^{0*}$ ,  $B_s^{0*}\bar{B}_s^0$  or  $B_s^{0*}\bar{B}_s^{0*}$ , where  $B$  denotes a  $B^0$  or  $B^+$  meson and  $\bar{B}$  denotes a  $\bar{B}^0$  or  $B^-$  meson. The excited states decay via  $B^* \rightarrow B\gamma$  and  $B_s^{0*} \rightarrow B_s^0\gamma$ . We define here  $f_s(\Upsilon(5S))$  as the fraction of  $B_s^{0(*)}\bar{B}_s^{0(*)}$  events over all events with a pair of  $b$ -flavored mesons at the  $\Upsilon(5S)$  energy:

$$f_s(\Upsilon(5S)) = \frac{\sigma(e^+e^- \rightarrow B_s^{0(*)}\bar{B}_s^{0(*)})}{\sigma(e^+e^- \rightarrow \Upsilon(5S) \text{ or } b\bar{b}X)} \quad \text{at } \sqrt{s} = m(\Upsilon(5S)). \quad (19)$$

Table 2: Published values of  $f_s(\Upsilon(5S))$  and their average.

Experiment, year and dataset	Ref.	Decay modes or method	Published value of $f_s(\Upsilon(5S))$
CLEO, 2006, $0.42 \text{ fb}^{-1}$	[14]	$\Upsilon(5S) \rightarrow D_s X$	$0.168 \pm 0.026^{+0.067}_{-0.034}$
	[14]	$\Upsilon(5S) \rightarrow \phi X$	$0.246 \pm 0.029^{+0.110}_{-0.053}$
	[14]	$\Upsilon(5S) \rightarrow B\bar{B}X$	$0.411 \pm 0.100 \pm 0.092$
	[14]	CLEO average of above 3	$0.21^{+0.06}_{-0.03}$
Belle, 2006, $1.86 \text{ fb}^{-1}$	[15]	$\Upsilon(5S) \rightarrow D_s X$	$0.179 \pm 0.014 \pm 0.041$
	[15]	$\Upsilon(5S) \rightarrow D^0 X$	$0.181 \pm 0.036 \pm 0.075$
	[15]	Belle average of above 2	$0.180 \pm 0.013 \pm 0.032$
Average of all above after adjustments to inputs of Table 3			$0.194 \pm 0.011 \pm 0.027$

Table 3: External inputs on which the  $f_s(\Upsilon(5S))$  average is based.

Branching fraction	Value	Explanation and reference
$\mathcal{B}(B \rightarrow D_s X) \times \mathcal{B}(D_s \rightarrow \phi\pi)$	$0.00374 \pm 0.00014$	derived from [3]
$\mathcal{B}(B_s^0 \rightarrow D_s X)$	$0.92 \pm 0.11$	model-dependent estimate [16]
$\mathcal{B}(D_s \rightarrow \phi\pi)$	$0.045 \pm 0.004$	[3]
$\mathcal{B}(B \rightarrow D^0 X) \times \mathcal{B}(D^0 \rightarrow K\pi)$	$0.0243 \pm 0.0011$	derived from [3]
$\mathcal{B}(B_s^0 \rightarrow D^0 X)$	$0.08 \pm 0.07$	model-dependent estimate [15, 16]
$\mathcal{B}(D^0 \rightarrow K\pi)$	$0.0382 \pm 0.0007$	[3]
$\mathcal{B}(B \rightarrow \phi X)$	$0.0344 \pm 0.0012$	world average [3, 14]
$\mathcal{B}(B_s^0 \rightarrow \phi X)$	$0.161 \pm 0.024$	model-dependent estimate [14]

The CLEO and Belle collaborations have recently published measurements of several inclusive  $\Upsilon(5S)$  branching fractions,  $\mathcal{B}(\Upsilon(5S) \rightarrow D_s X)$ ,  $\mathcal{B}(\Upsilon(5S) \rightarrow \phi X)$ ,  $\mathcal{B}(\Upsilon(5S) \rightarrow D^0 X)$ , and  $\mathcal{B}(\Upsilon(5S) \rightarrow B\bar{B}X)$ , from which they extract the model-dependent estimates of  $f_s(\Upsilon(5S))$  reported in Table 2. This extraction requires the knowledge of several other branching fractions, which are listed in Table 3 together with their most recent values. Before being averaged, the CLEO and Belle results are adjusted to these new external inputs. The world average of  $f_s(\Upsilon(5S))$  taking into account all systematic correlations introduced by the use of common external inputs, as well as the experiment-specific correlations due to the estimated number of  $b\bar{b}$  events, is

$$f_s(\Upsilon(5S)) = 0.194 \pm 0.029. \quad (20)$$

This production of  $B_s^0$  mesons at the  $\Upsilon(5S)$  is observed to be dominated by the  $B_s^{0*}\bar{B}_s^{0*}$  channel [17, 18], with  $\sigma(e^+e^- \rightarrow B_s^{0*}\bar{B}_s^{0*})/\sigma(e^+e^- \rightarrow B_s^{0(*)}\bar{B}_s^{0(*)}) = (93_{-9}^{+7} \pm 1)\%$  [18].

<sup>1</sup>A few non- $B\bar{B}$  decay modes of the  $\Upsilon(4S)$  ( $\Upsilon(1S)\pi^+\pi^-$ ,  $\Upsilon(2S)\pi^+\pi^-$ ,  $\Upsilon(1S)\eta$ ) have been observed with branching fractions of the order of  $10^{-4}$  [12], corresponding to a partial width several times larger than that in the  $e^+e^-$  channel. However, this can still be neglected and the assumption  $f^{+-} + f^{00} = 1$  remains valid in the present context of the determination of  $f^{+-}$  and  $f^{00}$ .

### 3.1.3 $b$ -hadron production fractions at high energy

At high energy, all species of weakly-decaying  $b$  hadrons can be produced, either directly or in strong and electromagnetic decays of excited  $b$  hadrons. We assume here that the fractions of these different species are the same in unbiased samples of high- $p_T$   $b$  jets originating from  $Z^0$  decays or from  $p\bar{p}$  collisions at the Tevatron. This hypothesis is plausible considering that, in both cases, the last step of the jet hadronization is a non-perturbative QCD process occurring at the scale of  $\Lambda_{\text{QCD}}$ . On the other hand, there is no strong argument to claim that these fractions should be strictly equal, so this assumption should be checked experimentally. Although the available data is not sufficient at this time to perform a significant check, it is expected that more data from Tevatron Run II may improve this situation and allow one to confirm or disprove this assumption with reasonable confidence. Meanwhile, the attitude adopted here is that these fractions are assumed to be equal at all high-energy colliders until demonstrated otherwise by experiment.<sup>2</sup> However, as explained below, the measurements performed at LEP and at the Tevatron show slight discrepancies. Therefore we present two sets of averages: one set including only measurements performed at LEP, and a second set including measurements performed at both LEP and Tevatron.

Contrary to what happens in the charm sector where the fractions of  $D^+$  and  $D^0$  are different, the relative amount of  $B^+$  and  $B^0$  is not affected by the electromagnetic decays of excited  $B^{+*}$  and  $B^{0*}$  states and strong decays of excited  $B^{+**}$  and  $B^{0**}$  states. Decays of the type  $B_s^{0**} \rightarrow B^{(*)}K$  also contribute to the  $B^+$  and  $B^0$  rates, but with the same magnitude if mass effects can be neglected. We therefore assume equal production of  $B^+$  and  $B^0$ . We also neglect the production of weakly-decaying states made of several heavy quarks (like  $B_c^+$  and other heavy baryons) which is known to be very small. Hence, for the purpose of determining the  $b$ -hadron fractions, we use the constraints

$$f_u = f_d \quad \text{and} \quad f_u + f_d + f_s + f_{\text{baryon}} = 1, \quad (21)$$

where  $f_u$ ,  $f_d$ ,  $f_s$  and  $f_{\text{baryon}}$  are the unbiased fractions of  $B^+$ ,  $B^0$ ,  $B_s^0$  and  $b$  baryons, respectively.

The LEP experiments have measured  $f_s \times \mathcal{B}(B_s^0 \rightarrow D_s^- \ell^+ \nu_\ell X)$  [19],  $\mathcal{B}(b \rightarrow A_b^0) \times \mathcal{B}(A_b^0 \rightarrow \Lambda_c^+ \ell^- \bar{\nu}_\ell X)$  [20, 21] and  $\mathcal{B}(b \rightarrow \Xi_b^-) \times \mathcal{B}(\Xi_b^- \rightarrow \Xi^- \ell^- \bar{\nu}_\ell X)$  [22, 23]<sup>3</sup> from partially reconstructed final states including a lepton,  $f_{\text{baryon}}$  from protons identified in  $b$  events [25], and the production rate of charged  $b$  hadrons [26]. The various  $b$ -hadron fractions have also been measured at CDF using electron-charm final states [27] and double semileptonic decays with  $K^* \mu \mu$  and  $\phi \mu \mu$  final states [28]. All these results<sup>4</sup> have been combined following the procedure and assumptions described in [2], to yield  $f_u = f_d = 0.402 \pm 0.011$ ,  $f_s = 0.097 \pm 0.016$  and  $f_{\text{baryon}} = 0.099 \pm 0.020$  under the constraints of Eq. (21). Following the PDG prescription, we have scaled the combined uncertainties on these fractions by 1.2 to account for slight discrepancies in the input data. Repeating the combination using LEP data only, we obtain  $f_u = f_d = 0.406 \pm 0.009$ ,  $f_s = 0.087 \pm 0.014$  and  $f_{\text{baryon}} = 0.100 \pm 0.017$  and find that no scaling factor is necessary. For these combinations other external inputs are used, *e.g.* the branching ratios of  $B$  mesons to final states with a  $D$ ,  $D^*$  or  $D^{**}$  in semileptonic decays, which are needed to evaluate the fraction of semileptonic  $B_s^0$  decays with a  $D_s^-$  in the final state.

<sup>2</sup>It is not unlikely that the  $b$ -hadron fractions in low- $p_T$  jets at a hadronic machine be different; in particular, beam-remnant effects may enhance the  $b$ -baryon production.

<sup>3</sup>The DELPHI result of Ref. [23] is considered to supersede an older one [24].

<sup>4</sup>Recent measurements [29] performed by CDF with Run II data have not been included here.



Table 4: Time-integrated mixing probability  $\bar{\chi}$  (defined in Eq. (22)), and fractions of the different  $b$ -hadron species in an unbiased sample of weakly-decaying  $b$  hadrons, obtained from both direct and mixing measurements. Measurements performed in  $Z$  decays are included in both sets of averages.

Quantity		in $Z$ decays	at high energy
Mixing probability	$\bar{\chi}$	$0.1259 \pm 0.0042$	$0.1284 \pm 0.0069$
$B^+$ or $B^0$ fraction	$f_u = f_d$	$0.403 \pm 0.009$	$0.401 \pm 0.011$
$B_s^0$ fraction	$f_s$	$0.101 \pm 0.009$	$0.106 \pm 0.012$
$b$ baryon fraction	$f_{\text{baryon}}$	$0.092 \pm 0.015$	$0.093 \pm 0.019$
Correlation between $f_s$ and $f_u = f_d$		$-0.515$	$-0.475$
Correlation between $f_{\text{baryon}}$ and $f_u = f_d$		$-0.873$	$-0.836$
Correlation between $f_{\text{baryon}}$ and $f_s$		$+0.032$	$-0.087$

Time-integrated mixing analyses performed with lepton pairs from  $b\bar{b}$  events produced at high-energy colliders measure the quantity

$$\bar{\chi} = f'_d \chi_d + f'_s \chi_s, \quad (22)$$

where  $f'_d$  and  $f'_s$  are the fractions of  $B^0$  and  $B_s^0$  hadrons in a sample of semileptonic  $b$ -hadron decays, and where  $\chi_d$  and  $\chi_s$  are the  $B^0$  and  $B_s^0$  time-integrated mixing probabilities. Assuming that all  $b$  hadrons have the same semileptonic decay width implies  $f'_i = f_i R_i$ , where  $R_i = \tau_i/\tau_b$  is the ratio of the lifetime  $\tau_i$  of species  $i$  to the average  $b$ -hadron lifetime  $\tau_b = \sum_i f_i \tau_i$ . Hence measurements of the mixing probabilities  $\bar{\chi}$ ,  $\chi_d$  and  $\chi_s$  can be used to improve our knowledge of  $f_u$ ,  $f_d$ ,  $f_s$  and  $f_{\text{baryon}}$ . In practice, the above relations yield another determination of  $f_s$  obtained from  $f_{\text{baryon}}$  and mixing information,

$$f_s = \frac{1}{R_s} \frac{(1+r)\bar{\chi} - (1 - f_{\text{baryon}} R_{\text{baryon}})\chi_d}{(1+r)\chi_s - \chi_d}, \quad (23)$$

where  $r = R_u/R_d = \tau(B^+)/\tau(B^0)$ .

The published measurements of  $\bar{\chi}$  performed by the LEP experiments have been combined by the LEP Electroweak Working Group to yield  $\bar{\chi} = 0.1259 \pm 0.0042$  [30]. This can be compared with the Tevatron average,  $\bar{\chi} = 0.147 \pm 0.011$ , obtained from a CDF measurement with Run I data [31] and from a recent  $D\bar{O}$  measurement with Run II data [32]. The two averages deviate from each other by  $1.8\sigma$ ; this could be an indication that the production fractions of  $b$  hadrons at the  $Z$  peak or at the Tevatron are not the same. Although this discrepancy is not very significant it should be carefully monitored in the future. We choose to combine these two results in a simple weighted average, assuming no correlations, and, following the PDG prescription, we multiply the combined uncertainty by 1.8 to account for the discrepancy. Our world average is then  $\bar{\chi} = 0.1284 \pm 0.0069$ .

Introducing the  $\bar{\chi}$  average in Eq. (23), together with our world average  $\chi_d = 0.1881 \pm 0.0023$  (see Eq. (56) of Sec. 3.3.1), the assumption  $\chi_s = 1/2$  (justified by Eq. (101) in Sec. 3.3.2), the best knowledge of the lifetimes (see Sec. 3.2) and the estimate of  $f_{\text{baryon}}$  given above, yields  $f_s = 0.119 \pm 0.019$  (or  $f_s = 0.112 \pm 0.012$  using only LEP data), an estimate dominated

by the mixing information. Taking into account all known correlations (including the one introduced by  $f_{\text{baryon}}$ ), this result is then combined with the set of fractions obtained from direct measurements (given above), to yield the improved estimates of Table 4, still under the constraints of Eq. (21). As can be seen, our knowledge on the mixing parameters substantially reduces the uncertainty on  $f_s$ , and this even in the case of the world averages where a rather strong deweighting was introduced in the computation of  $\bar{\chi}$ . It should be noted that the results are correlated, as indicated in Table 4.

New CDF measurements performed with Run II data, and not included in the above averages, have recently been published [29],

$$\frac{f_u}{f_d} = 1.054 \pm 0.018(\text{stat})_{-0.041}^{+0.025}(\text{syst}) \pm 0.058(\mathcal{B}), \quad (24)$$

$$\frac{f_s}{f_d + f_u} = 0.160 \pm 0.005(\text{stat})_{-0.010}^{+0.011}(\text{syst})_{-0.034}^{+0.057}(\mathcal{B}), \quad (25)$$

$$\frac{f_{\Lambda_b}}{f_d + f_u} = 0.281 \pm 0.012(\text{stat})_{-0.056}^{+0.058}(\text{syst})_{-0.087}^{+0.128}(\mathcal{B}), \quad (26)$$

where  $f_{\Lambda_b}$  is the fraction of  $\Lambda_b$  in an unbiased sample of weakly-decaying  $b$ -hadrons, and where the third quoted error ( $\mathcal{B}$ ) is due to uncertainties on measured branching fractions. According to the authors of Ref. [29], these results on  $f_u/f_d$  and  $f_s/(f_d + f_u)$  are in agreement with the averages computed from LEP data, but the central value of  $f_{\Lambda_b}/(f_d + f_u)$  is twice as large as that of  $f_{\text{baryon}}/(f_d + f_u)$  measured at LEP, showing a  $\sim 2.3\sigma$  discrepancy attributed to a possible momentum dependence of the  $b$ -baryon fragmentation.

### 3.2 $b$ -hadron lifetimes

In the spectator model the decay of  $b$ -flavored hadrons  $H_b$  is governed entirely by the flavor changing  $b \rightarrow Wq$  transition ( $q = c, u$ ). For this very reason, lifetimes of all  $b$ -flavored hadrons are the same in the spectator approximation regardless of the (spectator) quark content of the  $H_b$ . In the early 1990's experiments became sophisticated enough to start seeing the differences of the lifetimes among various  $H_b$  species. The first theoretical calculations of the spectator quark effects on  $H_b$  lifetime emerged only few years earlier.

Currently, most of such calculations are performed in the framework of the Heavy Quark Expansion, HQE. In the HQE, under certain assumptions (most important of which is that of quark-hadron duality), the decay rate of an  $H_b$  to an inclusive final state  $f$  is expressed as the sum of a series of expectation values of operators of increasing dimension, multiplied by the correspondingly higher powers of  $\Lambda_{\text{QCD}}/m_b$ :

$$\Gamma_{H_b \rightarrow f} = |CKM|^2 \sum_n c_n^{(f)} \left( \frac{\Lambda_{\text{QCD}}}{m_b} \right)^n \langle H_b | O_n | H_b \rangle, \quad (27)$$

where  $|CKM|^2$  is the relevant combination of the CKM matrix elements. Coefficients  $c_n^{(f)}$  of this expansion, known as Operator Product Expansion [33], can be calculated perturbatively. Hence, the HQE predicts  $\Gamma_{H_b \rightarrow f}$  in the form of an expansion in both  $\Lambda_{\text{QCD}}/m_b$  and  $\alpha_s(m_b)$ . The precision of current experiments makes it mandatory to go to the next-to-leading order in QCD, *i.e.* to include correction of the order of  $\alpha_s(m_b)$  to the  $c_n^{(f)}$ 's. All non-perturbative physics is shifted into the expectation values  $\langle H_b | O_n | H_b \rangle$  of operators  $O_n$ . These can be calculated using

lattice QCD or QCD sum rules, or can be related to other observables via the HQE [34]. One may reasonably expect that powers of  $\Lambda_{\text{QCD}}/m_b$  provide enough suppression that only the first few terms of the sum in Eq. (27) matter.

Theoretical predictions are usually made for the ratios of the lifetimes (with  $\tau(B^0)$  chosen as the common denominator) rather than for the individual lifetimes, for this allows several uncertainties to cancel. The precision of the current HQE calculations (see Refs. [35–37] for the latest updates) is in some instances already surpassed by the measurements, *e.g.* in the case of  $\tau(B^+)/\tau(B^0)$ . Also, HQE calculations are not assumption-free. More accurate predictions are a matter of progress in the evaluation of the non-perturbative hadronic matrix elements and verifying the assumptions that the calculations are based upon. However, the HQE, even in its present shape, draws a number of important conclusions, which are in agreement with experimental observations:

- The heavier the mass of the heavy quark the smaller is the variation in the lifetimes among different hadrons containing this quark, which is to say that as  $m_b \rightarrow \infty$  we retrieve the spectator picture in which the lifetimes of all  $H_b$ 's are the same. This is well illustrated by the fact that lifetimes are rather similar in the  $b$  sector, while they differ by large factors in the  $c$  sector ( $m_c < m_b$ ).
- The non-perturbative corrections arise only at the order of  $\Lambda_{\text{QCD}}^2/m_b^2$ , which translates into differences among  $H_b$  lifetimes of only a few percent.
- It is only the difference between meson and baryon lifetimes that appears at the  $\Lambda_{\text{QCD}}^2/m_b^2$  level. The splitting of the meson lifetimes occurs at the  $\Lambda_{\text{QCD}}^3/m_b^3$  level, yet it is enhanced by a phase space factor  $16\pi^2$  with respect to the leading free  $b$  decay.

To ensure that certain sources of systematic uncertainty cancel, lifetime analyses are sometimes designed to measure a ratio of lifetimes. However, because of the differences in decay topologies, abundance (or lack thereof) of decays of a certain kind, *etc.*, measurements of the individual lifetimes are more common. In the following section we review the most common types of the lifetime measurements. This discussion is followed by the presentation of the averaging of the various lifetime measurements, each with a brief description of its particularities.

### 3.2.1 Lifetime measurements, uncertainties and correlations

In most cases lifetime of an  $H_b$  is estimated from a flight distance and a  $\beta\gamma$  factor which is used to convert the geometrical distance into the proper decay time. Methods of accessing lifetime information can roughly be divided in the following five categories:

1. ***Inclusive (flavor-blind) measurements.*** These measurements are aimed at extracting the lifetime from a mixture of  $b$ -hadron decays, without distinguishing the decaying species. Often the knowledge of the mixture composition is limited, which makes these measurements experiment-specific. Also, these measurements have to rely on Monte Carlo for estimating the  $\beta\gamma$  factor, because the decaying hadrons are not fully reconstructed. On the bright side, these usually are the largest statistics  $b$ -hadron lifetime measurements that are accessible to a given experiment, and can, therefore, serve as an important performance benchmark.

2. **Measurements in semileptonic decays of a specific  $H_b$ .**  $W$  from  $b \rightarrow Wc$  produces  $\ell\nu$  pair ( $\ell = e, \mu$ ) in about 21% of the cases. Electron or muon from such decays is usually a well-detected signature, which provides for clean and efficient trigger.  $c$  quark from  $b \rightarrow Wc$  transition and the other quark(s) making up the decaying  $H_b$  combine into a charm hadron, which is reconstructed in one or more exclusive decay channels. Knowing what this charmed hadron is allows one to separate, at least statistically, different  $H_b$  species. The advantage of these measurements is in statistics, which usually is superior to that of the exclusively reconstructed  $H_b$  decays. Some of the main disadvantages are related to the difficulty of estimating lepton+charm sample composition and Monte Carlo reliance for the  $\beta\gamma$  factor estimate.
3. **Measurements in exclusively reconstructed hadronic decays.** These have the advantage of complete reconstruction of decaying  $H_b$ , which allows one to infer the decaying species as well as to perform precise measurement of the  $\beta\gamma$  factor. Both lead to generally smaller systematic uncertainties than in the above two categories. The downsides are smaller branching ratios, larger combinatoric backgrounds, especially in  $H_b \rightarrow H_c\pi(\pi\pi)$  and multi-body  $H_c$  decays, or in a hadron collider environment with non-trivial underlying event.  $H_b \rightarrow J/\psi H_s$  are relatively clean and easy to trigger on  $J/\psi \rightarrow \ell^+\ell^-$ , but their branching fraction is only about 1%.
4. **Measurements at asymmetric  $B$  factories.**

In the  $\Upsilon(4S) \rightarrow B\bar{B}$  decay, the  $B$  mesons ( $B^+$  or  $B^0$ ) are essentially at rest in the  $\Upsilon(4S)$  frame. This makes direct lifetime measurements impossible in experiments at symmetric colliders producing  $\Upsilon(4S)$  at rest. At asymmetric  $B$  factories the  $\Upsilon(4S)$  meson is boosted resulting in  $B$  and  $\bar{B}$  moving nearly parallel to each other with the same boost. The lifetime is inferred from the distance  $\Delta z$  separating the  $B$  and  $\bar{B}$  decay vertices along the beam axis and from the  $\Upsilon(4S)$  boost known from the beam energies. This boost is equal to  $\beta\gamma \approx 0.55$  (0.43) in the BABAR (Belle) experiment, resulting in an average  $B$  decay length of approximately 250 (190)  $\mu\text{m}$ .

In order to determine the charge of the  $B$  mesons in each event, one of the them is fully reconstructed in a semileptonic or hadronic decay mode. The other  $B$  is typically not fully reconstructed, only the position of its decay vertex is determined from the remaining tracks in the event. These measurements benefit from large statistics, but suffer from poor proper time resolution, comparable to the  $B$  lifetime itself. This resolution is dominated by the uncertainty on the decay vertices, which is typically 50 (100)  $\mu\text{m}$  for a fully (partially) reconstructed  $B$  meson. With very large future statistics, the resolution and purity could be improved (and hence the systematics reduced) by fully reconstructing both  $B$  mesons in the event.

5. **Direct measurement of lifetime ratios.** This method has so far been only applied in the measurement of  $\tau(B^+)/\tau(B^0)$ . The ratio of the lifetimes is extracted from the dependence of the observed relative number of  $B^+$  and  $B^0$  candidates (both reconstructed in semileptonic decays) on the proper decay time.

In some of the latest analyses, measurements of two (*e.g.*  $\tau(B^+)$  and  $\tau(B^+)/\tau(B^0)$ ) or three (*e.g.*  $\tau(B^+)$ ,  $\tau(B^+)/\tau(B^0)$ , and  $\Delta m_d$ ) quantities are combined. This introduces correlations

Table 5: Measurements of average  $b$ -hadron lifetimes.

Experiment	Method	Data set	$\tau_b$ (ps)	Ref.
ALEPH	Dipole	91	$1.511 \pm 0.022 \pm 0.078$	[39]
DELPHI	All track i.p. (2D)	91–92	$1.542 \pm 0.021 \pm 0.045$	[40] <sup>a</sup>
DELPHI	Sec. vtx	91–93	$1.582 \pm 0.011 \pm 0.027$	[41] <sup>a</sup>
DELPHI	Sec. vtx	94–95	$1.570 \pm 0.005 \pm 0.008$	[42]
L3	Sec. vtx + i.p.	91–94	$1.556 \pm 0.010 \pm 0.017$	[43] <sup>b</sup>
OPAL	Sec. vtx	91–94	$1.611 \pm 0.010 \pm 0.027$	[44]
SLD	Sec. vtx	93	$1.564 \pm 0.030 \pm 0.036$	[45]
Average set 1 ( $b$ vertex)			$1.572 \pm 0.009$	
ALEPH	Lepton i.p. (3D)	91–93	$1.533 \pm 0.013 \pm 0.022$	[46]
L3	Lepton i.p. (2D)	91–94	$1.544 \pm 0.016 \pm 0.021$	[43] <sup>b</sup>
OPAL	Lepton i.p. (2D)	90–91	$1.523 \pm 0.034 \pm 0.038$	[47]
Average set 2 ( $b \rightarrow \ell$ )			$1.537 \pm 0.020$	
CDF1	$J/\psi$ vtx	92–95	$1.533 \pm 0.015^{+0.035}_{-0.031}$	[48]
Average of all above			$1.568 \pm 0.009$	

<sup>a</sup> The combined DELPHI result quoted in [41] is  $1.575 \pm 0.010 \pm 0.026$  ps.

<sup>b</sup> The combined L3 result quoted in [43] is  $1.549 \pm 0.009 \pm 0.015$  ps.

among measurements. Another source of correlations among the measurements are the systematic effects, which could be common to an experiment or to an analysis technique across the experiments. When calculating the averages, such correlations are taken into account per general procedure, described in Ref. [38].

### 3.2.2 Inclusive $b$ -hadron lifetimes

The inclusive  $b$  hadron lifetime is defined as  $\tau_b = \sum_i f_i \tau_i$  where  $\tau_i$  are the individual species lifetimes and  $f_i$  are the fractions of the various species present in an unbiased sample of weakly-decaying  $b$  hadrons produced at a high-energy collider.<sup>5</sup> This quantity is certainly less fundamental than the lifetimes of the individual species, the latter being much more useful in comparisons of the measurements with the theoretical predictions. Nonetheless, we perform the averaging of the inclusive lifetime measurements for completeness as well as for the reason that they might be of interest as “technical numbers.”

In practice, an unbiased measurement of the inclusive lifetime is difficult to achieve, because it would imply an efficiency which is guaranteed to be the same across species. So most of the measurements are biased. In an attempt to group analyses which are expected to select the same mixture of  $b$  hadrons, the available results (given in Table 5) are divided into the following three sets:

1. measurements at LEP and SLD that accept any  $b$ -hadron decay, based on topological reconstruction (secondary vertex or track impact parameters);

<sup>5</sup>In principle such a quantity could be slightly different in  $Z$  decays and at the Tevatron, in case the fractions of  $b$ -hadron species are not exactly the same; see the discussion in Sec. 3.1.3.

2. measurements at LEP based on the identification of a lepton from a  $b$  decay; and
3. measurements at the Tevatron based on inclusive  $H_b \rightarrow J/\psi X$  reconstruction, where the  $J/\psi$  is fully reconstructed.

The measurements of the first set are generally considered as estimates of  $\tau_b$ , although the efficiency to reconstruct a secondary vertex most probably depends, in an analysis-specific way, on the number of tracks coming from the vertex, thereby depending on the type of the  $H_b$ . Even though these efficiency variations can in principle be accounted for using Monte Carlo simulations (which inevitably contain assumptions on branching fractions), the  $H_b$  mixture in that case can remain somewhat ill-defined and could be slightly different among analyses in this set.

On the contrary, the mixtures corresponding to the other two sets of measurements are better defined in the limit where the reconstruction and selection efficiency of a lepton or a  $J/\psi$  from an  $H_b$  does not depend on the decaying hadron type. These mixtures are given by the production fractions and the inclusive branching fractions for each  $H_b$  species to give a lepton or a  $J/\psi$ . In particular, under the assumption that all  $b$  hadrons have the same semileptonic decay width, the analyses of the second set should measure  $\tau(b \rightarrow \ell) = (\sum_i f_i \tau_i^2) / (\sum_i f_i \tau_i)$  which is necessarily larger than  $\tau_b$  if lifetime differences exist. Given the present knowledge on  $\tau_i$  and  $f_i$ ,  $\tau(b \rightarrow \ell) - \tau_b$  is expected to be of the order of 0.01 ps.

Measurements by SLC and LEP experiments are subject to a number of common systematic uncertainties, such as those due to (lack of knowledge of)  $b$  and  $c$  fragmentation,  $b$  and  $c$  decay models,  $\mathcal{B}(B \rightarrow \ell)$ ,  $\mathcal{B}(B \rightarrow c \rightarrow \ell)$ ,  $\mathcal{B}(c \rightarrow \ell)$ ,  $\tau_c$ , and  $H_b$  decay multiplicity. In the averaging, these systematic uncertainties are assumed to be 100% correlated. The averages for the sets defined above (also given in Table 5) are

$$\tau(b \text{ vertex}) = 1.572 \pm 0.009 \text{ ps}, \quad (28)$$

$$\tau(b \rightarrow \ell) = 1.537 \pm 0.020 \text{ ps}, \quad (29)$$

$$\tau(b \rightarrow J/\psi) = 1.533^{+0.038}_{-0.034} \text{ ps}, \quad (30)$$

whereas an average of all measurements, ignoring mixture differences, yields  $1.568 \pm 0.009$  ps.

### 3.2.3 $B^0$ and $B^+$ lifetimes and their ratio

After a number of years of dominating these averages the LEP experiments yielded the scene to the asymmetric  $B$  factories and the Tevatron experiments. The  $B$  factories have been very successful in utilizing their potential – in only a few years of running, *BABAR* and, to a greater extent, *Belle*, have struck a balance between the statistical and the systematic uncertainties, with both being close to (or even better than) the impressive 1%. In the meanwhile, CDF and DØ have emerged as significant contributors to the field as the Tevatron Run II data flowed in. Both appear to enjoy relatively small systematic effects, and while current statistical uncertainties of their measurements are factors of 2 to 4 larger than those of their  $B$ -factory counterparts, both Tevatron experiments stand to increase their samples by almost an order of magnitude.

At present time we are in an interesting position of having three sets of measurements (from LEP/SLC,  $B$  factories and the Tevatron) that originate from different environments, obtained using substantially different techniques and are precise enough for incisive comparison.

Table 6: Measurements of the  $B^0$  lifetime.

Experiment	Method	Data set	$\tau(B^0)$ (ps)	Ref.
ALEPH	$D^{(*)}\ell$	91–95	$1.518 \pm 0.053 \pm 0.034$	[49]
ALEPH	Exclusive	91–94	$1.25_{-0.13}^{+0.15} \pm 0.05$	[50]
ALEPH	Partial rec. $\pi^+\pi^-$	91–94	$1.49_{-0.15-0.06}^{+0.17+0.08}$	[50]
DELPHI	$D^{(*)}\ell$	91–93	$1.61_{-0.13}^{+0.14} \pm 0.08$	[51]
DELPHI	Charge sec. vtx	91–93	$1.63 \pm 0.14 \pm 0.13$	[52]
DELPHI	Inclusive $D^*\ell$	91–93	$1.532 \pm 0.041 \pm 0.040$	[53]
DELPHI	Charge sec. vtx	94–95	$1.531 \pm 0.021 \pm 0.031$	[42]
L3	Charge sec. vtx	94–95	$1.52 \pm 0.06 \pm 0.04$	[54]
OPAL	$D^{(*)}\ell$	91–93	$1.53 \pm 0.12 \pm 0.08$	[55]
OPAL	Charge sec. vtx	93–95	$1.523 \pm 0.057 \pm 0.053$	[56]
OPAL	Inclusive $D^*\ell$	91–00	$1.541 \pm 0.028 \pm 0.023$	[57]
SLD	Charge sec. vtx $\ell$	93–95	$1.56_{-0.13}^{+0.14} \pm 0.10$	[58] <sup>a</sup>
SLD	Charge sec. vtx	93–95	$1.66 \pm 0.08 \pm 0.08$	[58] <sup>a</sup>
CDF1	$D^{(*)}\ell$	92–95	$1.474 \pm 0.039_{-0.051}^{+0.052}$	[59]
CDF1	Excl. $J/\psi K^{*0}$	92–95	$1.497 \pm 0.073 \pm 0.032$	[60]
CDF2	Incl. $D^{(*)}\ell$	02–04	$1.473 \pm 0.036 \pm 0.054$	[61] <sup>p</sup>
CDF2	Excl. $D^-(3)\pi$	02–04	$1.511 \pm 0.023 \pm 0.013$	[62] <sup>p</sup>
CDF2	Excl. $J/\psi K_S, J/\psi K^{*0}$	02–06	$1.551 \pm 0.019 \pm 0.011$	[63] <sup>p</sup>
DØ	Excl. $J/\psi K^{*0}$	02–05	$1.530 \pm 0.043 \pm 0.023$	[64, 65]
DØ	Excl. $J/\psi K_S$	02–06	$1.501_{-0.074}^{+0.078} \pm 0.050$	[66]
BABAR	Exclusive	99–00	$1.546 \pm 0.032 \pm 0.022$	[67]
BABAR	Inclusive $D^*\ell$	99–01	$1.529 \pm 0.012 \pm 0.029$	[68]
BABAR	Exclusive $D^*\ell$	99–02	$1.523_{-0.023}^{+0.024} \pm 0.022$	[69]
BABAR	Incl. $D^*\pi, D^*\rho$	99–01	$1.533 \pm 0.034 \pm 0.038$	[70]
BABAR	Inclusive $D^*\ell$	99–04	$1.504 \pm 0.013_{-0.013}^{+0.018}$	[71]
Belle	Exclusive	00–03	$1.534 \pm 0.008 \pm 0.010$	[72]
Average			$1.530 \pm 0.008$	

<sup>a</sup> The combined SLD result quoted in [58] is  $1.64 \pm 0.08 \pm 0.08$  ps.

<sup>p</sup> Preliminary.

The averaging of  $\tau(B^+)$ ,  $\tau(B^0)$  and  $\tau(B^+)/\tau(B^0)$  measurements is summarized in Tables 6, 7, and 8. For  $\tau(B^+)/\tau(B^0)$  we averaged only the measurements of this quantity provided by experiments rather than using all available knowledge, which would have included, for example,  $\tau(B^+)$  and  $\tau(B^0)$  measurements which did not contribute to any of the ratio measurements.

The following sources of correlated (within experiment/machine) systematic uncertainties have been considered:

- for SLC/LEP measurements –  $D^{**}$  branching ratio uncertainties [2], momentum estimation of  $b$  mesons from  $Z^0$  decays ( $b$ -quark fragmentation parameter  $\langle X_E \rangle = 0.702 \pm 0.008$  [2]),  $B_s^0$  and  $b$  baryon lifetimes (see Secs. 3.2.4 and 3.2.6), and  $b$ -hadron fractions at high energy (see Table 4);

Table 7: Measurements of the  $B^+$  lifetime.

Experiment	Method	Data set	$\tau(B^+)$ (ps)	Ref.
ALEPH	$D^{(*)}\ell$	91–95	$1.648 \pm 0.049 \pm 0.035$	[49]
ALEPH	Exclusive	91–94	$1.58_{-0.18-0.03}^{+0.21+0.04}$	[50]
DELPHI	$D^{(*)}\ell$	91–93	$1.61 \pm 0.16 \pm 0.12$	[51] <sup>a</sup>
DELPHI	Charge sec. vtx	91–93	$1.72 \pm 0.08 \pm 0.06$	[52] <sup>a</sup>
DELPHI	Charge sec. vtx	94–95	$1.624 \pm 0.014 \pm 0.018$	[42]
L3	Charge sec. vtx	94–95	$1.66 \pm 0.06 \pm 0.03$	[54]
OPAL	$D^{(*)}\ell$	91–93	$1.52 \pm 0.14 \pm 0.09$	[55]
OPAL	Charge sec. vtx	93–95	$1.643 \pm 0.037 \pm 0.025$	[56]
SLD	Charge sec. vtx $\ell$	93–95	$1.61_{-0.12}^{+0.13} \pm 0.07$	[58] <sup>b</sup>
SLD	Charge sec. vtx	93–95	$1.67 \pm 0.07 \pm 0.06$	[58] <sup>b</sup>
CDF1	$D^{(*)}\ell$	92–95	$1.637 \pm 0.058_{-0.043}^{+0.045}$	[59]
CDF1	Excl. $J/\psi K$	92–95	$1.636 \pm 0.058 \pm 0.025$	[60]
CDF2	Excl. $J/\psi K$	02–06	$1.630 \pm 0.016 \pm 0.011$	[63] <sup>p</sup>
CDF2	Incl. $D^0\ell$	02–04	$1.653 \pm 0.029_{-0.031}^{+0.033}$	[61] <sup>p</sup>
CDF2	Excl. $D^0\pi$	02–04	$1.661 \pm 0.027 \pm 0.013$	[62] <sup>p</sup>
BABAR	Exclusive	99–00	$1.673 \pm 0.032 \pm 0.023$	[67]
Belle	Exclusive	00–03	$1.635 \pm 0.011 \pm 0.011$	[72]
Average			$1.639 \pm 0.009$	

<sup>a</sup> The combined DELPHI result quoted in [52] is  $1.70 \pm 0.09$  ps.

<sup>b</sup> The combined SLD result quoted in [58] is  $1.66 \pm 0.06 \pm 0.05$  ps.

<sup>p</sup> Preliminary.

- for BABAR measurements – alignment,  $z$  scale, PEP-II boost, sample composition (where applicable);
- for DØ and CDF Run II measurements – alignment (separately within each experiment).

The resultant averages are:

$$\tau(B^0) = 1.530 \pm 0.008 \text{ ps}, \quad (31)$$

$$\tau(B^+) = 1.639 \pm 0.009 \text{ ps}, \quad (32)$$

$$\tau(B^+)/\tau(B^0) = 1.073 \pm 0.008. \quad (33)$$

### 3.2.4 $B_s^0$ lifetime

Similar to the kaon system, neutral  $B$  mesons contain short- and long-lived components, since the light (L) and heavy (H) eigenstates,  $B_L$  and  $B_H$ , differ not only in their masses, but also in their widths with  $\Delta\Gamma = \Gamma_L - \Gamma_H$ . In the case of the  $B_s^0$  system,  $\Delta\Gamma_s$  can be particularly large. The current theoretical prediction in the Standard Model for the fractional width difference is  $\Delta\Gamma_s = 0.096 \pm 0.039$  [74], where  $\Gamma_s = (\Gamma_L + \Gamma_H)/2$ . Specific measurements of  $\Delta\Gamma_s$  and  $\Gamma_s$  are explained in Sec. 3.3.2, but the result for  $\Gamma_s$  is quoted here.

Neglecting  $CP$  violation in  $B_s^0 - \bar{B}_s^0$  mixing, which is expected to be small [74], the  $B_s^0$  mass eigenstates are also  $CP$  eigenstates. In the Standard Model assuming no  $CP$  violation in the



Table 8: Measurements of the ratio  $\tau(B^+)/\tau(B^0)$ .

Experiment	Method	Data set	Ratio $\tau(B^+)/\tau(B^0)$	Ref.
ALEPH	$D^{(*)}\ell$	91–95	$1.085 \pm 0.059 \pm 0.018$	[49]
ALEPH	Exclusive	91–94	$1.27^{+0.23+0.03}_{-0.19-0.02}$	[50]
DELPHI	$D^{(*)}\ell$	91–93	$1.00^{+0.17}_{-0.15} \pm 0.10$	[51]
DELPHI	Charge sec. vtx	91–93	$1.06^{+0.13}_{-0.11} \pm 0.10$	[52]
DELPHI	Charge sec. vtx	94–95	$1.060 \pm 0.021 \pm 0.024$	[42]
L3	Charge sec. vtx	94–95	$1.09 \pm 0.07 \pm 0.03$	[54]
OPAL	$D^{(*)}\ell$	91–93	$0.99 \pm 0.14^{+0.05}_{-0.04}$	[55]
OPAL	Charge sec. vtx	93–95	$1.079 \pm 0.064 \pm 0.041$	[56]
SLD	Charge sec. vtx $\ell$	93–95	$1.03^{+0.16}_{-0.14} \pm 0.09$	[58] <sup>a</sup>
SLD	Charge sec. vtx	93–95	$1.01^{+0.09}_{-0.08} \pm 0.05$	[58] <sup>a</sup>
CDF1	$D^{(*)}\ell$	92–95	$1.110 \pm 0.056^{+0.033}_{-0.030}$	[59]
CDF1	Excl. $J/\psi K$	92–95	$1.093 \pm 0.066 \pm 0.028$	[60]
CDF2	Excl. $J/\psi K^{(*)}$	02–06	$1.051 \pm 0.023 \pm 0.004$	[63] <sup>p</sup>
CDF2	Incl. $D\ell$	02–04	$1.123 \pm 0.040^{+0.041}_{-0.039}$	[61] <sup>p</sup>
CDF2	Excl. $D\pi$	02–04	$1.10 \pm 0.02 \pm 0.01$	[62] <sup>p</sup>
DØ	$D^{*+}\mu D^0\mu$ ratio	02–04	$1.080 \pm 0.016 \pm 0.014$	[73]
BABAR	Exclusive	99–00	$1.082 \pm 0.026 \pm 0.012$	[67]
Belle	Exclusive	00–03	$1.066 \pm 0.008 \pm 0.008$	[72]
Average			$1.073 \pm 0.008$	

<sup>a</sup> The combined SLD result quoted in [58] is  $1.01 \pm 0.07 \pm 0.06$ .

<sup>p</sup> Preliminary.

$B_s^0$  system,  $\Gamma_L$  is the width of the  $CP$ -even state and  $\Gamma_H$  the width of the  $CP$ -odd state. Final states can be decomposed into  $CP$ -even and  $CP$ -odd components, each with a different lifetime.

In view of a possibly substantial width difference, and the fact that various decay channels will have different proportions of the  $B_L$  and  $B_H$  eigenstates, the straight average of all available  $B_s^0$  lifetime measurements is rather ill-defined. Therefore, the  $B_s^0$  lifetime measurements are broken down into four categories and averaged separately.

- **Flavor-specific decays**, such as semileptonic  $B_s \rightarrow D_s \ell \nu$  or  $B_s \rightarrow D_s \pi$ , will have equal fractions of  $B_L$  and  $B_H$  at time zero, where  $\tau_L = 1/\Gamma_L$  is expected to be the shorter-lived component and  $\tau_H = 1/\Gamma_H$  expected to be the longer-lived component. A superposition of two exponentials thus results with decay widths  $\Gamma_s \pm \Delta\Gamma_s/2$ . Fitting to a single exponential one obtains a measure of the flavor-specific lifetime [75]:

$$\tau(B_s^0)_{\text{fs}} = \frac{1}{\Gamma_s} \frac{1 + \left(\frac{\Delta\Gamma_s}{2\Gamma_s}\right)^2}{1 - \left(\frac{\Delta\Gamma_s}{2\Gamma_s}\right)^2}. \quad (34)$$

As given in Table 9, the flavor-specific  $B_s^0$  lifetime world average is:

$$\tau(B_s^0)_{\text{fs}} = 1.456 \pm 0.030 \text{ ps}. \quad (35)$$

Table 9: Measurements of the  $B_s^0$  lifetime.

Experiment	Method	Data set	$\tau(B_s^0)$ (ps)	Ref.
ALEPH	$D_s\ell$	91–95	$1.54_{-0.13}^{+0.14} \pm 0.04$	[76]
CDF1	$D_s\ell$	92–96	$1.36 \pm 0.09_{-0.05}^{+0.06}$	[77]
DELPHI	$D_s\ell$	91–95	$1.42_{-0.13}^{+0.14} \pm 0.03$	[78]
OPAL	$D_s\ell$	90–95	$1.50_{-0.15}^{+0.16} \pm 0.04$	[79]
DØ	$D_s\mu$	02–04	$1.398 \pm 0.044_{-0.025}^{+0.028}$	[80]
CDF2	$D_s\pi(X)$	02–06	$1.518 \pm 0.041 \pm 0.025$	[81] <sup>p</sup>
CDF2	$D_s\ell$	02–04	$1.381 \pm 0.055_{-0.046}^{+0.052}$	[82] <sup>p</sup>
Average of flavor-specific measurements			$1.456 \pm 0.030$	
ALEPH	$D_s h$	91–95	$1.47 \pm 0.14 \pm 0.08$	[83]
DELPHI	$D_s h$	91–95	$1.53_{-0.15}^{+0.16} \pm 0.07$	[84]
OPAL	$D_s$ incl.	90–95	$1.72_{-0.19-0.17}^{+0.20+0.18}$	[85]
Average of all above $D_s$ measurements			$1.459 \pm 0.030$	
CDF1	$J/\psi\phi$	92–95	$1.34_{-0.19}^{+0.23} \pm 0.05$	[48]
CDF2	$J/\psi\phi$	02–06	$1.494 \pm 0.054 \pm 0.009$	[63] <sup>p</sup>
DØ	$J/\psi\phi$	02–04	$1.444_{-0.090}^{+0.098} \pm 0.02$	[65]
Average of $J/\psi\phi$ measurements			$1.477 \pm 0.046$	

<sup>p</sup> Preliminary.

This world average will be used later in Sec. 3.3.2 in combination with other measurements to find  $\bar{\tau}(B_s^0) = 1/\Gamma_s$  and  $\Delta\Gamma_s$ .

The following correlated systematic errors were considered: average  $B$  lifetime used in backgrounds,  $B_s^0$  decay multiplicity, and branching ratios used to determine backgrounds (*e.g.*  $\mathcal{B}(B \rightarrow D_s D)$ ). A knowledge of the multiplicity of  $B_s^0$  decays is important for measurements that partially reconstruct the final state such as  $B \rightarrow D_s X$  (where  $X$  is not a lepton). The boost deduced from Monte Carlo simulation depends on the multiplicity used. Since this is not well known, the multiplicity in the simulation is varied and this range of values observed is taken to be a systematic. Similarly not all the branching ratios for the potential background processes are measured. Where they are available, the PDG values are used for the error estimate. Where no measurements are available estimates can usually be made by using measured branching ratios of related processes and using some reasonable extrapolation.

- **$B_s^0 \rightarrow D_s^+ X$  decays.** Included in Table 9 are measurements of lifetimes using samples of  $B_s^0$  decays to  $D_s$  plus hadrons, and hence into a less known mixture of  $CP$ -states. A lifetime weighted this way can still be a useful input for analyses examining such an inclusive sample. These are separated in Table 9 and combined with the semileptonic lifetime to obtain:

$$\tau(B_s^0)_{D_s X} = 1.459 \pm 0.030 \text{ ps}. \quad (36)$$

- **Fully exclusive  $B_s^0 \rightarrow J/\psi\phi$  decays** are expected to be dominated by the  $CP$ -even state and its lifetime. First measurements of the  $CP$  mix for this decay mode are outlined

in Sec. 3.3.2. CDF and DØ measurements from this particular mode  $B_s^0 \rightarrow J/\psi\phi$  are combined into an average given in Table 9. There are no correlations between the measurements for this fully exclusive channel, and the world average for this specific decay is:

$$\tau(B_s^0)_{J/\psi\phi} = 1.477 \pm 0.046 \text{ ps}. \quad (37)$$

A caveat is that different experimental acceptances will likely lead to different admixtures of the  $CP$ -even and  $CP$ -odd states, and fits to a single exponential may result in inherently different measurements of these quantities.

- **Fully exclusive  $B_s^0 \rightarrow K^+K^-$  decays** are expected to be  $CP$  even to within 5%, and hence measures the lifetime of the “light” mass eigenstate  $\tau_L = 1/\Gamma_L$ . The measurement of this lifetime from CDF in Run II [86] is:

$$\tau(B_s^0)_{K^+K^-} = 1.53 \pm 0.18 \pm 0.02 \text{ ps}, \quad (38)$$

and will be used as an input in Sec. 3.3.2 for the average described below.

Finally, as will be shown in Sec. 3.3.2, measurements of  $\Delta\Gamma_s$ , including separation into  $CP$ -even and  $CP$ -odd components, give

$$\bar{\tau}(B_s^0) = 1/\Gamma_s = 1.515_{-0.034}^{+0.034} \text{ ps}, \quad (39)$$

and when combined with the flavor-specific lifetime measurements:

$$\bar{\tau}(B_s^0) = 1/\Gamma_s = 1.478_{-0.022}^{+0.020} \text{ ps}. \quad (40)$$

### 3.2.5 $B_c^+$ lifetime

There are currently three measurements of the lifetime of the  $B_c^+$  meson from CDF [87,88] and DØ [89] using the semileptonic decay mode  $B_c^+ \rightarrow J/\psi\ell$  and fitting simultaneously to the mass and lifetime using the vertex formed with the leptons from the decay of the  $J/\psi$  and the third lepton. Correction factors to estimate the boost due to the missing neutrino are used. In the analysis of the CDF Run I data [87], a mass value of  $6.40 \pm 0.39 \pm 0.13 \text{ GeV}/c^2$  is found by fitting to the tri-lepton invariant mass spectrum. In the CDF and DØ Run II results [88,89], the  $B_c^+$  mass is assumed to be  $6285.7 \pm 5.3 \pm 1.2 \text{ MeV}/c^2$ , taken from a CDF result [90]. These mass measurements are consistent within uncertainties, and also consistent with the most recent precision determination from CDF of  $6275.6 \pm 2.9 \pm 2.5 \text{ MeV}/c^2$  [91]. Correlated systematic errors include the impact of the uncertainty of the  $B_c^+$   $p_T$  spectrum on the correction factors, the level of feed-down from  $\psi(2S)$ , MC modeling of the decay model varying from phase space to the ISGW model, and mass variations. Values of the  $B_c^+$  lifetime are given in Table 10 and the world average is determined to be:

$$\tau(B_c^+) = 0.461 \pm 0.036 \text{ ps}. \quad (41)$$

Table 10: Measurements of the  $B_c^+$  lifetime.

Experiment	Method	Data set	$\tau(B_c^+)$ (ps)	Ref.
CDF1	$J/\psi\ell$	92–95	$0.46_{-0.16}^{+0.18} \pm 0.03$	[87]
CDF2	$J/\psi\ell$	02–06	$0.475_{-0.049}^{+0.053} \pm 0.018$	[88] <sup>p</sup>
DØ	$J/\psi\mu$	02–06	$0.448_{-0.036}^{+0.038} \pm 0.032$	[89]
Average			$0.461 \pm 0.036$	

<sup>p</sup> Preliminary.

### 3.2.6 $\Lambda_b^0$ and $b$ -baryon lifetimes

The most precise measurements of the  $b$ -baryon lifetime originate from two classes of partially reconstructed decays. In the first class, decays with an exclusively reconstructed  $\Lambda_c^+$  baryon and a lepton of opposite charge are used. These products are more likely to occur in the decay of  $\Lambda_b^0$  baryons. In the second class, more inclusive final states with a baryon ( $p$ ,  $\bar{p}$ ,  $\Lambda$ , or  $\bar{\Lambda}$ ) and a lepton have been used, and these final states can generally arise from any  $b$  baryon.

The following sources of correlated systematic uncertainties have been considered: experimental time resolution within a given experiment,  $b$ -quark fragmentation distribution into weakly decaying  $b$  baryons,  $\Lambda_b^0$  polarization, decay model, and evaluation of the  $b$ -baryon purity in the selected event samples. In computing the averages the central values of the masses are scaled to  $M(\Lambda_b^0) = 5620 \pm 2$  MeV/ $c^2$  [92] and  $M(b\text{-baryon}) = 5670 \pm 100$  MeV/ $c^2$ .

For the semi-inclusive lifetime measurements, the meaning of decay model systematic uncertainties and the correlation of these uncertainties between measurements are not always clear. Uncertainties related to the decay model are dominated by assumptions on the fraction of  $n$ -body semileptonic decays. To be conservative it is assumed that these are 100% correlated whenever given as an error. DELPHI varies the fraction of 4-body decays from 0.0 to 0.3. In computing the average, the DELPHI result is corrected to a value of  $0.2 \pm 0.2$  for this fraction.

Furthermore, in computing the average, the semileptonic decay results from LEP are corrected for a polarization of  $-0.45_{-0.17}^{+0.19}$  [2] and a  $\Lambda_b^0$  fragmentation parameter  $\langle X_E \rangle = 0.70 \pm 0.03$  [93].

Inputs to the averages are given in Table 11. Note that the CDF  $\Lambda_b \rightarrow J/\psi\Lambda$  lifetime result [63] is  $4.0\sigma$  larger than the world average computed excluding this result. It is nonetheless combined with the rest without adjustment of input errors. The world average lifetime of  $b$  baryons is then:

$$\langle\tau(b\text{-baryon})\rangle = 1.311 \pm 0.040 \text{ ps.} \quad (42)$$

Keeping only  $\Lambda_c^\pm\ell^\mp$ ,  $\Lambda\ell^-\ell^+$ , and fully exclusive final states, as representative of the  $\Lambda_b^0$  baryon, the following lifetime is obtained:

$$\tau(\Lambda_b^0) = 1.379 \pm 0.051 \text{ ps.} \quad (43)$$

Averaging the measurements based on the  $\Xi^\mp\ell^\mp$  final states [22–24] gives a lifetime value for a sample of events containing  $\Xi_b^0$  and  $\Xi_b^-$  baryons:

$$\langle\tau(\Xi_b)\rangle = 1.42_{-0.24}^{+0.28} \text{ ps.} \quad (44)$$

Table 11: Measurements of the  $b$ -baryon lifetimes.

Experiment	Method	Data set	Lifetime (ps)	Ref.
ALEPH	$\Lambda_c^+ \ell$	91–95	$1.18_{-0.12}^{+0.13} \pm 0.03$	[21] <sup>a</sup>
ALEPH	$\Lambda \ell^- \ell^+$	91–95	$1.30_{-0.21}^{+0.26} \pm 0.04$	[21] <sup>a</sup>
CDF1	$\Lambda_c^+ \ell$	91–95	$1.32 \pm 0.15 \pm 0.07$	[94]
CDF2	$J/\psi \Lambda$	02–06	$1.580 \pm 0.077 \pm 0.012$	[63] <sup>p</sup>
DØ	$J/\psi \Lambda$	02–06	$1.218_{-0.115}^{+0.130} \pm 0.042$	[66] <sup>b</sup>
DØ	$\Lambda_c^+ \mu$	02–06	$1.290_{-0.110-0.091}^{+0.119+0.087}$	[95] <sup>b</sup>
DELPHI	$\Lambda_c^+ \ell$	91–94	$1.11_{-0.18}^{+0.19} \pm 0.05$	[96] <sup>c</sup>
OPAL	$\Lambda_c^+ \ell, \Lambda \ell^- \ell^+$	90–95	$1.29_{-0.22}^{+0.24} \pm 0.06$	[79]
Average of above 8 ( $\Lambda_b^0$ lifetime)			$1.379 \pm 0.051$	
ALEPH	$\Lambda \ell$	91–95	$1.20 \pm 0.08 \pm 0.06$	[21]
DELPHI	$\Lambda \ell \pi$ vtx	91–94	$1.16 \pm 0.20 \pm 0.08$	[96] <sup>c</sup>
DELPHI	$\Lambda \mu$ i.p.	91–94	$1.10_{-0.17}^{+0.19} \pm 0.09$	[97] <sup>c</sup>
DELPHI	$p \ell$	91–94	$1.19 \pm 0.14 \pm 0.07$	[96] <sup>c</sup>
OPAL	$\Lambda \ell$ i.p.	90–94	$1.21_{-0.13}^{+0.15} \pm 0.10$	[98] <sup>d</sup>
OPAL	$\Lambda \ell$ vtx	90–94	$1.15 \pm 0.12 \pm 0.06$	[98] <sup>d</sup>
Average of above 14 ( $b$ -baryon lifetime)			$1.311 \pm 0.040$	
ALEPH	$\Xi \ell$	90–95	$1.35_{-0.28-0.17}^{+0.37+0.15}$	[22]
DELPHI	$\Xi \ell$	91–93	$1.5_{-0.4}^{+0.7} \pm 0.3$	[24] <sup>e</sup>
DELPHI	$\Xi \ell$	92–95	$1.45_{-0.43}^{+0.55} \pm 0.13$	[23] <sup>e</sup>
Average of above 3 ( $\Xi_b$ lifetime)			$1.42_{-0.24}^{+0.28}$	

<sup>a</sup> The combined ALEPH result quoted in [21] is  $1.21 \pm 0.11$  ps.

<sup>b</sup> The combined DØ result quoted in [95] is  $1.251_{-0.096}^{+0.102}$  ps.

<sup>c</sup> The combined DELPHI result quoted in [96] is  $1.14 \pm 0.08 \pm 0.04$  ps.

<sup>d</sup> The combined OPAL result quoted in [98] is  $1.16 \pm 0.11 \pm 0.06$  ps.

<sup>e</sup> The combined DELPHI result quoted in [23] is  $1.48_{-0.31}^{+0.40} \pm 0.12$  ps.

<sup>p</sup> Preliminary.

### 3.2.7 Summary and comparison with theoretical predictions

Averages of lifetimes of specific  $b$ -hadron species are collected in Table 12. As described in Sec. 3.2, Heavy Quark Effective Theory can be employed to explain the hierarchy of  $\tau(B_c^+) \ll \tau(\Lambda_b^0) < \bar{\tau}(B_s^0) \approx \tau(B^0) < \tau(B^+)$ , and used to predict the ratios between lifetimes. Typical predictions are compared to the measured lifetime ratios in Table 13. A recent prediction of the ratio between the  $B^+$  and  $B^0$  lifetimes, is  $1.06 \pm 0.02$  [36], in good agreement with experiment.

The total widths of the  $B_s^0$  and  $B^0$  mesons are expected to be very close and differ by at most 1% [37, 99]. However, the experimental ratio  $\bar{\tau}(B_s^0)/\tau(B^0)$ , where  $\bar{\tau}(B_s^0) = 1/\Gamma_s$  is obtained from  $\Delta\Gamma_s$  and flavour-specific lifetime measurements, appears to be smaller than 1 by  $(3.4 \pm 1.5)\%$ , at deviation with respect to the prediction.

The ratio  $\tau(\Lambda_b^0)/\tau(B^0)$  has particularly been the source of theoretical scrutiny since earlier calculations [33, 100] predicted a value greater than 0.90, almost two sigma higher than the world average at the time. Many predictions cluster around a most likely central value of 0.94 [101]. More recent calculations of this ratio that include higher-order effects predict a lower ratio

Table 12: Summary of lifetimes of different  $b$ -hadron species.

$b$ -hadron species	Measured lifetime
$B^+$	$1.639 \pm 0.009$ ps
$B^0$	$1.530 \pm 0.008$ ps
$B_s^0$ ( $\rightarrow$ flavor specific)	$1.456 \pm 0.030$ ps
$B_s^0$ ( $\rightarrow J/\psi\phi$ )	$1.477 \pm 0.046$ ps
$B_s^0$ ( $1/\Gamma_s$ )	$1.478^{+0.020}_{-0.022}$ ps
$B_c^+$	$0.461 \pm 0.036$ ps
$\Lambda_b^0$	$1.379 \pm 0.051$ ps
$\Xi_b$ mixture	$1.42^{+0.28}_{-0.24}$ ps
$b$ -baryon mixture	$1.311 \pm 0.040$ ps
$b$ -hadron mixture	$1.568 \pm 0.009$ ps

Table 13: Measured ratios of  $b$ -hadron lifetimes relative to the  $B^0$  lifetime and ranges predicted by theory [36, 37].

Lifetime ratio	Measured value	Predicted range
$\tau(B^+)/\tau(B^0)$	$1.073 \pm 0.008$	1.04 – 1.08
$\bar{\tau}(B_s^0)/\tau(B^0)^a$	$0.966 \pm 0.015$	0.99 – 1.01
$\tau(\Lambda_b^0)/\tau(B^0)$	$0.901 \pm 0.034$	0.86 – 0.95
$\tau(b\text{-baryon})/\tau(B^0)$	$0.857 \pm 0.026$	0.86 – 0.95

<sup>a</sup> Using  $\bar{\tau}(B_s^0) = 1/\Gamma_s = 2/(\Gamma_L + \Gamma_H)$ .

between the  $\Lambda_b^0$  and  $B^0$  lifetimes [36, 37] and reduce this difference. References [36, 37] present probability density functions of their predictions with variation of theoretical inputs, and the indicated ranges in Table 13 are the RMS of the distributions from the most probable values. Again, the CDF measurement of the  $\Lambda_b$  lifetime in the exclusive decay mode  $J/\psi\Lambda$  [63] is significantly higher than the world average before inclusion, with a ratio to the  $\tau(B^0)$  world average of  $\tau(\Lambda_b^0)/\tau(B^0) = 1.042 \pm 0.057$ , resulting in continued interest in lifetimes of  $b$  baryons.

### 3.3 Neutral $B$ -meson mixing

The  $B^0 - \bar{B}^0$  and  $B_s^0 - \bar{B}_s^0$  systems both exhibit the phenomenon of particle-antiparticle mixing. For each of them, there are two mass eigenstates which are linear combinations of the two flavour states,  $B$  and  $\bar{B}$ . The heaviest (lightest) of these mass states is denoted  $B_H$  ( $B_L$ ), with mass  $m_H$  ( $m_L$ ) and total decay width  $\Gamma_H$  ( $\Gamma_L$ ). We define

$$\Delta m = m_H - m_L, \quad x = \Delta m/\Gamma, \quad (45)$$

$$\Delta\Gamma = \Gamma_L - \Gamma_H, \quad y = \Delta\Gamma/(2\Gamma), \quad (46)$$

where  $\Gamma = (\Gamma_H + \Gamma_L)/2 = 1/\bar{\tau}(B)$  is the average decay width.  $\Delta m$  is positive by definition, and  $\Delta\Gamma$  is expected to be positive within the Standard Model.<sup>6</sup>

There are four different time-dependent probabilities describing the case of a neutral  $B$  meson produced as a flavour state and decaying to a flavour-specific final state. If  $CPT$  is conserved (which will be assumed throughout), they can be written as

$$\begin{cases} \mathcal{P}(B \rightarrow B) &= \frac{e^{-\Gamma t}}{2} \left[ \cosh\left(\frac{\Delta\Gamma}{2}t\right) + \cos(\Delta m t) \right] \\ \mathcal{P}(B \rightarrow \bar{B}) &= \frac{e^{-\Gamma t}}{2} \left[ \cosh\left(\frac{\Delta\Gamma}{2}t\right) - \cos(\Delta m t) \right] \left| \frac{q}{p} \right|^2 \\ \mathcal{P}(\bar{B} \rightarrow B) &= \frac{e^{-\Gamma t}}{2} \left[ \cosh\left(\frac{\Delta\Gamma}{2}t\right) - \cos(\Delta m t) \right] \left| \frac{p}{q} \right|^2 \\ \mathcal{P}(\bar{B} \rightarrow \bar{B}) &= \frac{e^{-\Gamma t}}{2} \left[ \cosh\left(\frac{\Delta\Gamma}{2}t\right) + \cos(\Delta m t) \right] \end{cases}, \quad (47)$$

where  $t$  is the proper time of the system (*i.e.* the time interval between the production and the decay in the rest frame of the  $B$  meson). At the  $B$  factories, only the proper-time difference  $\Delta t$  between the decays of the two neutral  $B$  mesons from the  $\Upsilon(4S)$  can be determined, but, because the two  $B$  mesons evolve coherently (keeping opposite flavours as long as none of them has decayed), the above formulae remain valid if  $t$  is replaced with  $\Delta t$  and the production flavour is replaced by the flavour at the time of the decay of the accompanying  $B$  meson in a flavour-specific state. As can be seen in the above expressions, the mixing probabilities depend on three mixing observables:  $\Delta m$ ,  $\Delta\Gamma$ , and  $|q/p|^2$  which signals  $CP$  violation in the mixing if  $|q/p|^2 \neq 1$ .

In the next sections we review in turn the experimental knowledge on these three parameters, separately for the  $B^0$  meson ( $\Delta m_d$ ,  $\Delta\Gamma_d$ ,  $|q/p|_d$ ) and the  $B_s^0$  meson ( $\Delta m_s$ ,  $\Delta\Gamma_s$ ,  $|q/p|_s$ ).

### 3.3.1 $B^0$ mixing parameters

#### *CP violation parameter $|q/p|_d$*

Evidence for  $CP$  violation in  $B^0$  mixing has been searched for, both with flavor-specific and inclusive  $B^0$  decays, in samples where the initial flavor state is tagged. In the case of semileptonic (or other flavor-specific) decays, where the final state tag is also available, the following asymmetry

$$\mathcal{A}_{\text{SL}}^d = \frac{N(\bar{B}^0(t) \rightarrow \ell^+ \nu_\ell X) - N(B^0(t) \rightarrow \ell^- \bar{\nu}_\ell X)}{N(\bar{B}^0(t) \rightarrow \ell^+ \nu_\ell X) + N(B^0(t) \rightarrow \ell^- \bar{\nu}_\ell X)} = \frac{|p/q|_d^2 - |q/p|_d^2}{|p/q|_d^2 + |q/p|_d^2} \quad (48)$$

has been measured, either in time-integrated analyses at CLEO [102–104], CDF [105, 106] and DØ [32], or in time-dependent analyses at OPAL [107], ALEPH [108], BABAR [109–112] and Belle [113]. In the inclusive case, also investigated and published at ALEPH [108] and OPAL [114], no final state tag is used, and the asymmetry [115]

$$\frac{N(B^0(t) \rightarrow \text{all}) - N(\bar{B}^0(t) \rightarrow \text{all})}{N(B^0(t) \rightarrow \text{all}) + N(\bar{B}^0(t) \rightarrow \text{all})} \simeq \mathcal{A}_{\text{SL}}^d \left[ \frac{\Delta m_d}{2\Gamma_d} \sin(\Delta m_d t) - \sin^2 \left( \frac{\Delta m_d t}{2} \right) \right] \quad (49)$$

---

<sup>6</sup>For reason of symmetry in Eqs. (45) and (46),  $\Delta\Gamma$  is sometimes defined with the opposite sign. The definition adopted here, *i.e.* Eq. (46), is the one used by most experimentalists and many phenomenologists in  $B$  physics.

must be measured as a function of the proper time to extract information on  $CP$  violation. In all cases asymmetries compatible with zero have been found, with a precision limited by the available statistics.

A simple average of all measurements performed at  $B$  factories [103, 104, 109, 111–113] yields

$$\mathcal{A}_{\text{SL}}^d = -0.0047 \pm 0.0046 \quad (50)$$

or, equivalently through Eq. (48),

$$|q/p|_d = 1.0024 \pm 0.0023. \quad (51)$$

Analyses performed at higher energy, either at LEP or at the Tevatron, can't separate the contributions from the  $B^0$  and  $B_s^0$  mesons. Under the assumption of no  $CP$  violation in  $B_s^0$  mixing, a number of these analyses [32, 107, 108, 114] quote a measurement of  $\mathcal{A}_{\text{SL}}^d$  or  $|q/p|_d$  for the  $B^0$  meson. Combining these results, as well as that of a recent preliminary CDF analysis [106]<sup>7</sup>, with the above  $B$  factory averages leads to

$$\left. \begin{array}{l} \mathcal{A}_{\text{SL}}^d = -0.0058 \pm 0.0034 \\ |q/p|_d = 1.0030 \pm 0.0017 \end{array} \right\} \text{ if } \mathcal{A}_{\text{SL}}^s = 0, |q/p|_s = 1. \quad (52)$$

These results<sup>8</sup>, summarized in Table 14, are compatible with no  $CP$  violation in the  $B^0$  mixing, an assumption we make for the rest of this section.

### ***Mass and decay width differences $\Delta m_d$ and $\Delta\Gamma_d$***

Many time-dependent  $B^0$ – $\overline{B}^0$  oscillation analyses have been performed by the ALEPH, BABAR, Belle, CDF, DØ, DELPHI, L3 and OPAL collaborations. The corresponding measurements of  $\Delta m_d$  are summarized in Table 15, where only the most recent results are listed (*i.e.* measurements superseded by more recent ones have been omitted). Although a variety of different techniques have been used, the individual  $\Delta m_d$  results obtained at high-energy colliders have remarkably similar precision. Their average is compatible with the recent and more precise measurements from the asymmetric  $B$  factories. The systematic uncertainties are not negligible; they are often dominated by sample composition, mistag probability, or  $b$ -hadron lifetime contributions. Before being combined, the measurements are adjusted on the basis of a common set of input values, including the averages of the  $b$ -hadron fractions and lifetimes given in this report (see Secs. 3.1 and 3.2). Some measurements are statistically correlated. Systematic correlations arise both from common physics sources (fractions, lifetimes, branching ratios of  $b$  hadrons), and from purely experimental or algorithmic effects (efficiency, resolution, flavour tagging, background description). Combining all published measurements listed in Table 15 and accounting for all identified correlations as described in [2] yields  $\Delta m_d = 0.508 \pm 0.003 \pm 0.003 \text{ ps}^{-1}$ .

On the other hand, ARGUS and CLEO have published measurements of the time-integrated mixing probability  $\chi_d$  [102, 103, 134], which average to  $\chi_d = 0.182 \pm 0.015$ . Following Ref. [103], the width difference  $\Delta\Gamma_d$  could in principle be extracted from the measured value of  $\Gamma_d =$

<sup>7</sup>A low-statistics analysis published by CDF using the Run I data [105] has not been included.

<sup>8</sup>Early analyses and (perhaps hence) the PDG use the complex parameter  $\epsilon_B = (p - q)/(p + q)$ ; if  $CP$  violation in the mixing is small,  $\mathcal{A}_{\text{SL}}^d \cong 4\text{Re}(\epsilon_B)/(1 + |\epsilon_B|^2)$  and our current averages are  $\text{Re}(\epsilon_B)/(1 + |\epsilon_B|^2) = -0.0012 \pm 0.0011$  ( $B$  factory measurements only) and  $-0.0015 \pm 0.0008$  (all measurements).



Table 14: Measurements of  $CP$  violation in  $B^0$  mixing and their average in terms of both  $\mathcal{A}_{\text{SL}}^d$  and  $|q/p|_d$ . The individual results are listed as quoted in the original publications, or converted<sup>8</sup> to an  $\mathcal{A}_{\text{SL}}^d$  value. When two errors are quoted, the first one is statistical and the second one systematic. The second group of measurements, performed at high-energy colliders, assume no  $CP$  violation in  $B_s^0$  mixing, *i.e.*  $|q/p|_s = 1$ .

Exp. & Ref.	Method	Measured $\mathcal{A}_{\text{SL}}^d$	Measured $ q/p _d$
CLEO [103]	partial hadronic rec.	+0.017 ±0.070 ±0.014	
CLEO [104]	dileptons	+0.013 ±0.050 ±0.005	
CLEO [104]	average of above two	+0.014 ±0.041 ±0.006	
<i>BABAR</i> [109]	full hadronic rec.		1.029 ±0.013 ±0.011
<i>BABAR</i> [111]	dileptons		0.9992 ±0.0027±0.0019
<i>BABAR</i> [112] <sup>p</sup>	part. rec. $D^*\ell\nu$	-0.0130 ±0.0068±0.0040	1.0065 ±0.0034±0.0020
Belle [113]	dileptons	-0.0011 ±0.0079±0.0085	1.0005 ±0.0040±0.0043
Average of 7 above		-0.0047 ± 0.0046 (tot)	1.0024 ± 0.0023 (tot)
OPAL [107]	leptons	+0.008 ±0.028 ±0.012	
OPAL [114]	inclusive (Eq. (49))	+0.005 ±0.055 ±0.013	
ALEPH [108]	leptons	-0.037 ±0.032 ±0.007	
ALEPH [108]	inclusive (Eq. (49))	+0.016 ±0.034 ±0.009	
ALEPH [108]	average of above two	-0.013 ± 0.026 (tot)	
DØ [32]	dimuons	-0.0092 ±0.0044±0.0032	
CDF2 [106] <sup>p</sup>	dimuons	+0.0136 ±0.0151±0.0115	
Average of 14 above		-0.0058 ± 0.0034 (tot)	1.0030 ± 0.0017 (tot)

<sup>p</sup> Preliminary.

$1/\tau(B^0)$  and the above averages for  $\Delta m_d$  and  $\chi_d$  (provided that  $\Delta\Gamma_d$  has a negligible impact on the  $\Delta m_d$   $\tau(B^0)$  analyses that have assumed  $\Delta\Gamma_d = 0$ ), using the relation

$$\chi_d = \frac{x_d^2 + y_d^2}{2(x_d^2 + 1)} \quad \text{with} \quad x_d = \frac{\Delta m_d}{\Gamma_d} \quad \text{and} \quad y_d = \frac{\Delta\Gamma_d}{2\Gamma_d}. \quad (53)$$

However, direct time-dependent studies provide much stronger constraints:  $|\Delta\Gamma_d|/\Gamma_d < 18\%$  at 95% CL from DELPHI [118], and  $-6.8\% < \text{sign}(\text{Re}\lambda_{CP})\Delta\Gamma_d/\Gamma_d < 8.4\%$  at 90% CL from *BABAR* [109], where  $\lambda_{CP} = (q/p)_d(\overline{A}_{CP}/A_{CP})$  is defined for a  $CP$ -even final state (the sensitivity to the overall sign of  $\text{sign}(\text{Re}\lambda_{CP})\Delta\Gamma_d/\Gamma_d$  comes from the use of  $B^0$  decays to  $CP$  final states). Combining these two results after adjustment to  $1/\Gamma_d = \tau(B^0) = 1.530 \pm 0.008$  ps yields

$$\text{sign}(\text{Re}\lambda_{CP})\Delta\Gamma_d/\Gamma_d = 0.009 \pm 0.037. \quad (54)$$

The sign of  $\text{Re}\lambda_{CP}$  is not measured, but expected to be positive from the global fits of the Unitarity Triangle within the Standard Model.

Assuming  $\Delta\Gamma_d = 0$  and using  $1/\Gamma_d = \tau(B^0) = 1.530 \pm 0.008$  ps, the  $\Delta m_d$  and  $\chi_d$  results are combined through Eq. (53) to yield the world average

$$\Delta m_d = 0.507 \pm 0.004 \text{ ps}^{-1}, \quad (55)$$

Table 15: Time-dependent measurements included in the  $\Delta m_d$  average. The results obtained from multi-dimensional fits involving also the  $B^0$  (and  $B^+$ ) lifetimes as free parameter(s) [69, 71, 72] have been converted into one-dimensional measurements of  $\Delta m_d$ . All the measurements have then been adjusted to a common set of physics parameters before being combined. The CDF results from Run II are preliminary.

Experiment and Ref.	Method		$\Delta m_d$ in $\text{ps}^{-1}$	$\Delta m_d$ in $\text{ps}^{-1}$
	rec.	tag	before adjustment	after adjustment
ALEPH [116]	$\ell$	$Q_{\text{jet}}$	$0.404 \pm 0.045 \pm 0.027$	
ALEPH [116]	$\ell$	$\ell$	$0.452 \pm 0.039 \pm 0.044$	
ALEPH [116]	above two combined		$0.422 \pm 0.032 \pm 0.026$	$0.439 \pm 0.032 \begin{smallmatrix} +0.020 \\ -0.019 \end{smallmatrix}$
ALEPH [116]	$D^*$	$\ell, Q_{\text{jet}}$	$0.482 \pm 0.044 \pm 0.024$	$0.482 \pm 0.044 \pm 0.024$
DELPHI [117]	$\ell$	$Q_{\text{jet}}$	$0.493 \pm 0.042 \pm 0.027$	$0.502 \pm 0.042 \pm 0.024$
DELPHI [117]	$\pi^* \ell$	$Q_{\text{jet}}$	$0.499 \pm 0.053 \pm 0.015$	$0.501 \pm 0.053 \pm 0.015$
DELPHI [117]	$\ell$	$\ell$	$0.480 \pm 0.040 \pm 0.051$	$0.498 \pm 0.040 \begin{smallmatrix} +0.042 \\ -0.041 \end{smallmatrix}$
DELPHI [117]	$D^*$	$Q_{\text{jet}}$	$0.523 \pm 0.072 \pm 0.043$	$0.518 \pm 0.072 \pm 0.043$
DELPHI [118]	vtx	comb	$0.531 \pm 0.025 \pm 0.007$	$0.529 \pm 0.025 \pm 0.006$
L3 [119]	$\ell$	$\ell$	$0.458 \pm 0.046 \pm 0.032$	$0.467 \pm 0.046 \pm 0.028$
L3 [119]	$\ell$	$Q_{\text{jet}}$	$0.427 \pm 0.044 \pm 0.044$	$0.437 \pm 0.044 \pm 0.042$
L3 [119]	$\ell$	$\ell(\text{IP})$	$0.462 \pm 0.063 \pm 0.053$	$0.474 \pm 0.063 \begin{smallmatrix} +0.045 \\ -0.044 \end{smallmatrix}$
OPAL [120]	$\ell$	$\ell$	$0.430 \pm 0.043 \begin{smallmatrix} +0.028 \\ -0.030 \end{smallmatrix}$	$0.462 \pm 0.043 \begin{smallmatrix} +0.017 \\ -0.016 \end{smallmatrix}$
OPAL [121]	$\ell$	$Q_{\text{jet}}$	$0.444 \pm 0.029 \begin{smallmatrix} +0.020 \\ -0.017 \end{smallmatrix}$	$0.471 \pm 0.029 \begin{smallmatrix} +0.014 \\ -0.013 \end{smallmatrix}$
OPAL [122]	$D^* \ell$	$Q_{\text{jet}}$	$0.539 \pm 0.060 \pm 0.024$	$0.544 \pm 0.060 \pm 0.023$
OPAL [122]	$D^*$	$\ell$	$0.567 \pm 0.089 \begin{smallmatrix} +0.029 \\ -0.023 \end{smallmatrix}$	$0.570 \pm 0.089 \begin{smallmatrix} +0.028 \\ -0.022 \end{smallmatrix}$
OPAL [123]	$\pi^* \ell$	$Q_{\text{jet}}$	$0.497 \pm 0.024 \pm 0.025$	$0.495 \pm 0.024 \pm 0.025$
CDF1 [124]	$D\ell$	SST	$0.471 \begin{smallmatrix} +0.078 \\ -0.068 \end{smallmatrix} \begin{smallmatrix} +0.033 \\ -0.034 \end{smallmatrix}$	$0.471 \begin{smallmatrix} +0.078 \\ -0.068 \end{smallmatrix} \begin{smallmatrix} +0.033 \\ -0.034 \end{smallmatrix}$
CDF1 [125]	$\mu$	$\mu$	$0.503 \pm 0.064 \pm 0.071$	$0.514 \pm 0.064 \pm 0.070$
CDF1 [126]	$\ell$	$\ell, Q_{\text{jet}}$	$0.500 \pm 0.052 \pm 0.043$	$0.539 \pm 0.052 \pm 0.036$
CDF1 [127]	$D^* \ell$	$\ell$	$0.516 \pm 0.099 \begin{smallmatrix} +0.029 \\ -0.035 \end{smallmatrix}$	$0.522 \pm 0.099 \begin{smallmatrix} +0.028 \\ -0.035 \end{smallmatrix}$
CDF2 [128]	$D^{(*)} \ell$	OST	$0.509 \pm 0.010 \pm 0.016$	$0.509 \pm 0.010 \pm 0.016$
CDF2 [129]	$B^0$	comb	$0.536 \pm 0.028 \pm 0.006$	$0.536 \pm 0.028 \pm 0.006$
DØ [130]	$D^{(*)} \mu$	OST	$0.506 \pm 0.020 \pm 0.016$	$0.506 \pm 0.020 \pm 0.016$
BABAR [131]	$B^0$	$\ell, K, \text{NN}$	$0.516 \pm 0.016 \pm 0.010$	$0.519 \pm 0.016 \pm 0.008$
BABAR [132]	$\ell$	$\ell$	$0.493 \pm 0.012 \pm 0.009$	$0.489 \pm 0.012 \pm 0.006$
BABAR [71]	$D^* \ell \nu(\text{part})$	$\ell$	$0.511 \pm 0.007 \pm 0.007$	$0.513 \pm 0.007 \pm 0.007$
BABAR [69]	$D^* \ell \nu$	$\ell, K, \text{NN}$	$0.492 \pm 0.018 \pm 0.014$	$0.491 \pm 0.018 \pm 0.013$
Belle [133]	$D^* \pi(\text{part})$	$\ell$	$0.509 \pm 0.017 \pm 0.020$	$0.512 \pm 0.017 \pm 0.019$
Belle [8]	$\ell$	$\ell$	$0.503 \pm 0.008 \pm 0.010$	$0.506 \pm 0.008 \pm 0.009$
Belle [72]	$B^0, D^* \ell \nu$	comb	$0.511 \pm 0.005 \pm 0.006$	$0.511 \pm 0.005 \pm 0.006$
World average (all above measurements included):				$0.508 \pm 0.003 \pm 0.003$
– ALEPH, DELPHI, L3, OPAL and CDF1 only:				$0.495 \pm 0.010 \pm 0.009$
– Above measurements of BABAR and Belle only:				$0.508 \pm 0.003 \pm 0.003$

Table 16: Simultaneous measurements of  $\Delta m_d$  and  $\tau(B^0)$ , and their average. The Belle analysis also measures  $\tau(B^+)$  at the same time, but it is converted here into a two-dimensional measurement of  $\Delta m_d$  and  $\tau(B^0)$ , for an assumed value of  $\tau(B^+)$ . The first quoted error on the measurements is statistical and the second one systematic; in the case of adjusted measurements, the latter includes a contribution obtained from the variation of  $\tau(B^+)$  or  $\tau(B^+)/\tau(B^0)$  in the indicated range. Units are  $\text{ps}^{-1}$  for  $\Delta m_d$  and ps for lifetimes. The three different values of  $\rho(\Delta m_d, \tau(B^0))$  correspond to the statistical, systematic and total correlation coefficients between the adjusted measurements of  $\Delta m_d$  and  $\tau(B^0)$ .

Exp. & Ref.	Measured $\Delta m_d$	Measured $\tau(B^0)$	Measured $\tau(B^+)$	Assumed $\tau(B^+)$
<i>BABAR</i> [69]	$0.492 \pm 0.018 \pm 0.013$	$1.523 \pm 0.024 \pm 0.022$	—	$(1.083 \pm 0.017)\tau(B^0)$
<i>BABAR</i> [71]	$0.511 \pm 0.007 \begin{smallmatrix} +0.007 \\ -0.006 \end{smallmatrix}$	$1.504 \pm 0.013 \begin{smallmatrix} +0.018 \\ -0.013 \end{smallmatrix}$	—	$1.671 \pm 0.018$
Belle [72]	$0.511 \pm 0.005 \pm 0.006$	$1.534 \pm 0.008 \pm 0.010$	$1.635 \pm 0.011 \pm 0.011$	—
	Adjusted $\Delta m_d$	Adjusted $\tau(B^0)$	$\rho(\Delta m_d, B^0)$	Assumed $\tau(B^+)$
<i>BABAR</i> [69]	$0.492 \pm 0.018 \pm 0.013$	$1.524 \pm 0.025 \pm 0.022$	$-0.22 \ +0.74 \ +0.16$	$(1.073 \pm 0.008)\tau(B^0)$
<i>BABAR</i> [71]	$0.512 \pm 0.007 \pm 0.007$	$1.506 \pm 0.013 \pm 0.018$	$+0.01 \ -0.85 \ -0.48$	$1.639 \pm 0.009$
Belle [72]	$0.510 \pm 0.007 \pm 0.005$	$1.535 \pm 0.009 \pm 0.009$	$-0.27 \ -0.08 \ -0.19$	$1.639 \pm 0.009$
Average	$0.509 \pm 0.005 \pm 0.003$	$1.527 \pm 0.007 \pm 0.007$	$-0.19 \ -0.29 \ -0.23$	$1.639 \pm 0.009$

or, equivalently,

$$x_d = 0.777 \pm 0.008 \quad \text{and} \quad \chi_d = 0.1881 \pm 0.0023. \quad (56)$$

Figure 4 compares the  $\Delta m_d$  values obtained by the different experiments.

The  $B^0$  mixing averages given in Eqs. (55) and (56) and the  $b$ -hadron fractions of Table 4 have been obtained in a fully consistent way, taking into account the fact that the fractions are computed using the  $\chi_d$  value of Eq. (56) and that many individual measurements of  $\Delta m_d$  at high energy depend on the assumed values for the  $b$ -hadron fractions. Furthermore, this set of averages is consistent with the lifetime averages of Sec. 3.2.

It should be noted that the most recent (and precise) analyses at the asymmetric  $B$  factories measure  $\Delta m_d$  as a result of a multi-dimensional fit. Two *BABAR* analyses [69,71], based on fully and partially reconstructed  $B^0 \rightarrow D^* \ell \nu$  decays respectively, extract simultaneously  $\Delta m_d$  and  $\tau(B^0)$  while the latest Belle analysis [72], based on fully reconstructed hadronic  $B^0$  decays and  $B^0 \rightarrow D^* \ell \nu$  decays, extracts simultaneously  $\Delta m_d$ ,  $\tau(B^0)$  and  $\tau(B^+)$ . The measurements of  $\Delta m_d$  and  $\tau(B^0)$  of these three analyses are displayed in Table 16 and in Fig. 5. Their two-dimensional average, taking into account all statistical and systematic correlations, and expressed at  $\tau(B^+) = 1.639 \pm 0.009$  ps, is

$$\left. \begin{aligned} \Delta m_d &= 0.509 \pm 0.006 \text{ ps}^{-1} \\ \tau(B^0) &= 1.527 \pm 0.010 \text{ ps} \end{aligned} \right\} \text{ with a total correlation of } -0.23. \quad (57)$$

### 3.3.2 $B_s^0$ mixing parameters

*CP violation parameter*  $|q/p|_s$

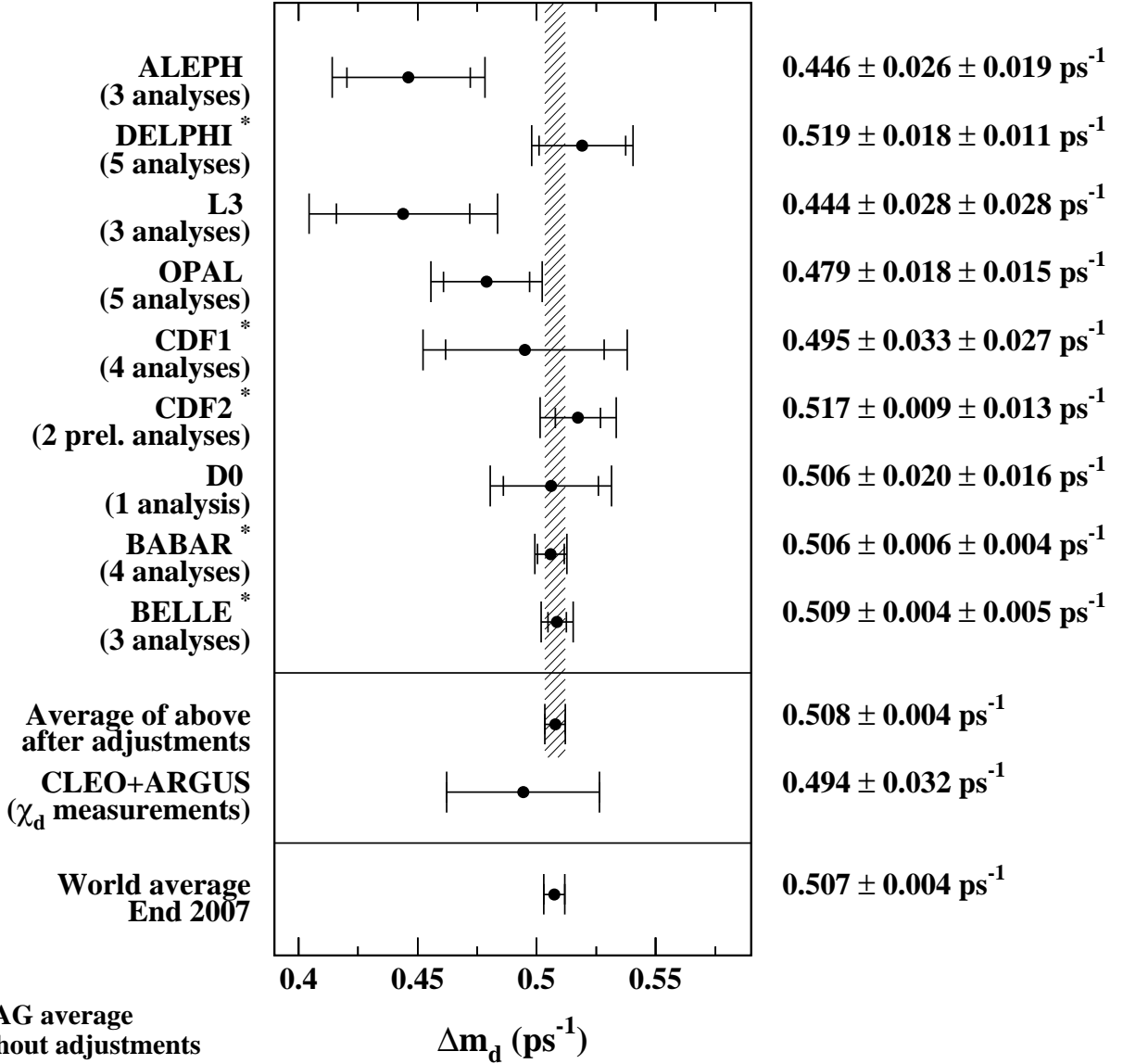


Figure 4: The  $B^0-\bar{B}^0$  oscillation frequency  $\Delta m_d$  as measured by the different experiments. The averages quoted for ALEPH, L3 and OPAL are taken from the original publications, while the ones for DELPHI, CDF, *BABAR*, and Belle have been computed from the individual results listed in Table 15 without performing any adjustments. The time-integrated measurements of  $\chi_d$  from the symmetric  $B$  factory experiments ARGUS and CLEO have been converted to a  $\Delta m_d$  value using  $\tau(B^0) = 1.530 \pm 0.008 \text{ ps}$ . The two global averages have been obtained after adjustments of all the individual  $\Delta m_d$  results of Table 15 (see text).

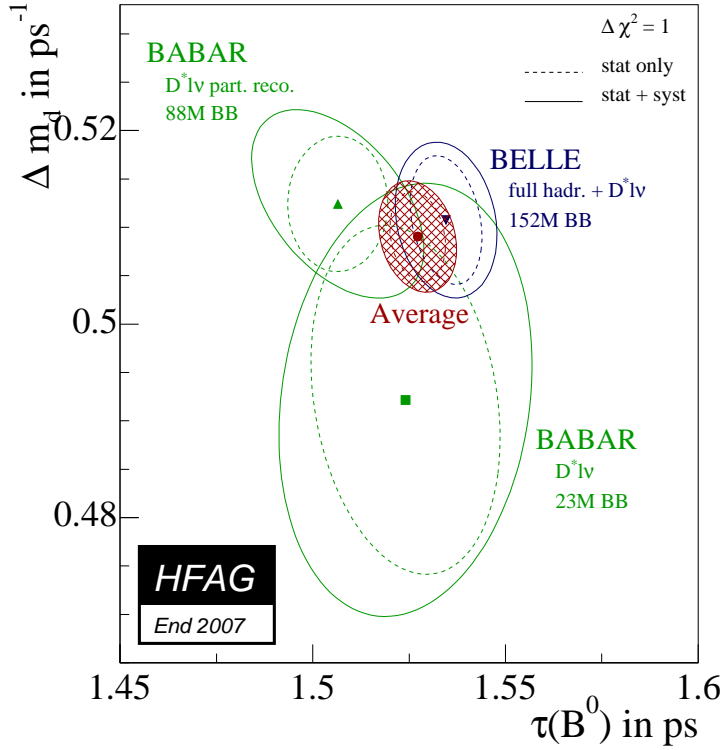


Figure 5: Simultaneous measurements of  $\Delta m_d$  and  $\tau(B^0)$  [69, 71, 72], after adjustment to a common set of parameters (see text). Statistical and total uncertainties are represented as dashed and solid contours respectively. The average of the three measurements is indicated by a hatched ellipse.

Constraints on a combination of  $|q/p|_d$  and  $|q/p|_s$  (or equivalently  $\mathcal{A}_{\text{SL}}^d$  and  $\mathcal{A}_{\text{SL}}^s$ ) have been explicitly quoted by the Tevatron experiments, using inclusive semileptonic decays of  $b$  hadrons:

$$\frac{1}{4} (f'_d \chi_d \mathcal{A}_{\text{SL}}^d + f'_s \chi_s \mathcal{A}_{\text{SL}}^s) = +0.0015 \pm 0.0038(\text{stat}) \pm 0.0020(\text{syst}) \quad \text{CDF1 [105]}, \quad (58)$$

$$\frac{f'_d Z_d \mathcal{A}_{\text{SL}}^d + f'_s Z_s \mathcal{A}_{\text{SL}}^s}{f'_d Z_d + f'_s Z_s} = +0.0080 \pm 0.0090(\text{stat}) \pm 0.0068(\text{syst}) \quad \text{CDF2 [106]}, \quad (59)$$

$$\frac{1}{4} \left( \mathcal{A}_{\text{SL}}^d + \mathcal{A}_{\text{SL}}^s \frac{f'_s \chi_s}{f'_d \chi_d} \right) = -0.0023 \pm 0.0011(\text{stat}) \pm 0.0008(\text{syst}) \quad \text{D}\emptyset [32], \quad (60)$$

where<sup>9</sup>  $Z_q = 1/(1 - y_q^2) - 1/(1 + x_q^2) = 2\chi_q/(1 - y_q^2)$ ,  $q = d, s$ . In addition a first direct determination of  $\mathcal{A}_{\text{SL}}^s$  and hence  $|q/p|_s$  has been obtained by DØ by measuring the charge asymmetry of  $B_s^0 \rightarrow D_s \mu \nu$  decays:

$$\mathcal{A}_{\text{SL}}^s = +0.0245 \pm 0.0193(\text{stat}) \pm 0.0035(\text{syst}) \quad \text{D}\emptyset [136]. \quad (61)$$

Given the average  $\mathcal{A}_{\text{SL}}^d = -0.0047 \pm 0.0046$  of Eq. (50), obtained from results at  $B$  factories, as well as other averages presented in this chapter for the quantities appearing in Eqs. (58),

<sup>9</sup>In Ref. [135], the DØ result [32] was reinterpreted by replacing  $\chi_s/\chi_d$  with  $Z_s/Z_d$ . For simplicity, and since this has anyway a negligible numerical effect on our combined result of Eq. (62), we follow the same interpretation and set  $\chi_q = Z_q/2$  in Eqs. (58) and (60). We also set  $f'_q = f_q$ .

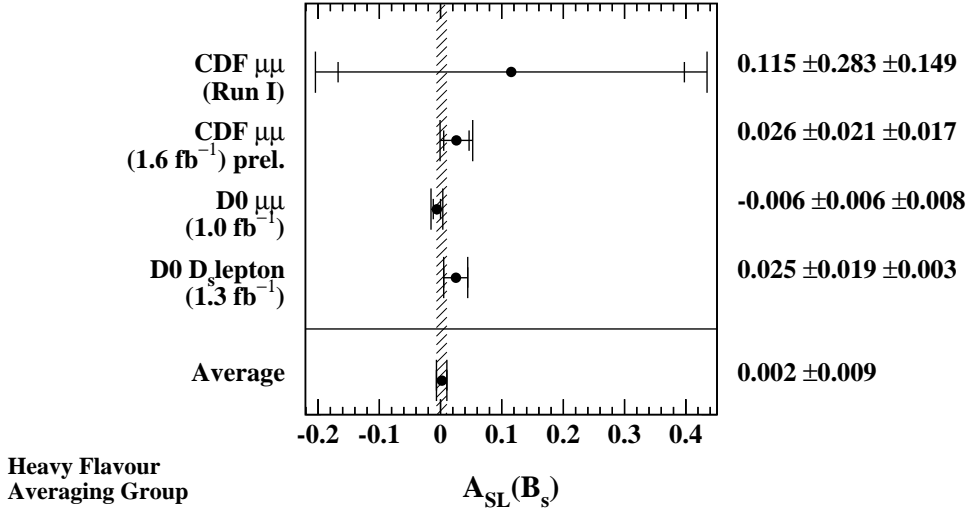


Figure 6: Measurements of  $\mathcal{A}_{\text{SL}}^s$ , derived from CDF [105, 106] and DØ [32, 136] analyses and adjusted to the latest averages of  $\mathcal{A}_{\text{SL}}^d$ ,  $b$ -hadron fractions and mixing parameters. The combined value of  $\mathcal{A}_{\text{SL}}^s$  is also shown.

(59), and (60), these four results are turned into measurements of  $\mathcal{A}_{\text{SL}}^s$  (displayed in Fig. 6) and combined to yield

$$\mathcal{A}_{\text{SL}}^s = +0.0016 \pm 0.0054(\text{stat}) \pm 0.0066(\text{syst}) = +0.0016 \pm 0.0085 \quad (62)$$

or, equivalently through Eq. (48),

$$|q/p|_s = 0.9992 \pm 0.0027(\text{stat}) \pm 0.0033(\text{syst}) = 0.9992 \pm 0.0042. \quad (63)$$

The quoted systematic errors include experimental systematics as well as the correlated dependence on external parameters. These results are compatible with no  $CP$  violation in  $B_s^0$  mixing, an assumption made in almost all of the results described below.

### *Decay width difference $\Delta\Gamma_s$*

Definitions and an introduction to  $\Delta\Gamma_s$  can also be found in Sec. 3.2.4. Neglecting  $CP$  violation, the mass eigenstates are also  $CP$  eigenstates, with the short-lived state being  $CP$ -even and the long-lived one being  $CP$ -odd. Information on  $\Delta\Gamma_s$  can be obtained by studying the proper time distribution of untagged data samples enriched in  $B_s^0$  mesons [75]. In the case of an inclusive  $B_s^0$  selection [54] or a semileptonic  $B_s^0$  decay selection [77, 78, 80], both the short- and long-lived components are present, and the proper time distribution is a superposition of two exponentials with decay constants  $\Gamma_s \pm \Delta\Gamma_s/2$ . In principle, this provides sensitivity to both  $\Gamma_s$  and  $(\Delta\Gamma_s/\Gamma_s)^2$ . Ignoring  $\Delta\Gamma_s$  and fitting for a single exponential leads to an estimate of  $\Gamma_s$  with a relative bias proportional to  $(\Delta\Gamma_s/\Gamma_s)^2$ . An alternative approach, which is directly sensitive to first order in  $\Delta\Gamma_s/\Gamma_s$ , is to determine the lifetime of  $B_s^0$  candidates decaying to  $CP$  eigenstates; measurements exist for  $B_s^0 \rightarrow J/\psi\phi$  [48, 63, 65] and  $B_s^0 \rightarrow D_s^{(*)+} D_s^{(*)-}$ , discussed

Table 17: Experimental constraints on  $\Delta\Gamma_s/\Gamma_s$  from lifetime analyses, assuming no (or very small SM)  $CP$  violation. The upper limits, which have been obtained by the working group, are quoted at the 95% CL.

Experiment	Method	$\Delta\Gamma_s/\Gamma_s$	Ref.
L3	lifetime of inclusive $b$ -sample	$< 0.67$	[54]
DELPHI	$\bar{B}_s \rightarrow D_s^+ \ell^- \bar{\nu}_\ell X$ , lifetime	$< 0.46$	[78]
DELPHI	$\bar{B}_s \rightarrow D_s^+$ hadron, lifetime	$< 0.69$	[84]
CDF1	$B_s^0 \rightarrow J/\psi\phi$ , lifetime	$0.33^{+0.45}_{-0.42}$	[48]
		$\Delta\Gamma_s$	
CDF2	$B_s^0 \rightarrow J/\psi\phi$ , time-dependent angular analysis	$0.076^{+0.059}_{-0.063} \pm 0.006 \text{ ps}^{-1}$	[138]
DØ	$B_s^0 \rightarrow J/\psi\phi$ , time-dependent angular analysis	$0.14 \pm 0.07 \text{ ps}^{-1}$	[140]

later, which are mostly  $CP$ -even states [137]. However, more recent time-dependent angular analyses of  $B_s^0 \rightarrow J/\psi\phi$  allow the simultaneous extraction of  $\Delta\Gamma_s$  and the  $CP$ -even and  $CP$ -odd amplitudes [138–140]. Flavor tagging the  $B_s^0$  (or  $\bar{B}_s^0$ ) that subsequently decays to  $J/\psi\phi$  allows for a more effective extraction of the weak mixing phase as discussed later. The CDF analysis [138] that does not employ flavor tagging under the assumption of no  $CP$  violation provides a better measurement of  $\Delta\Gamma_s$  and is used here, while the CDF analysis [139] that does use flavor tagging is used as an input for determining an average weak mixing phase in the next subsection. The DØ flavor-tagged  $B_s^0 \rightarrow J/\psi\phi$  analysis [140] gives separate results both assuming the very small SM value of mixing-induced  $CP$  violation in the  $B_s^0$  system (effectively zero compared to current experimental resolution), and also allowing for large  $CP$  violation.

Measurements quoting  $\Delta\Gamma_s$  results from lifetime analyses are listed in Table 17 under the hypothesis of no (or very small SM)  $CP$  violation. There is significant correlation between  $\Delta\Gamma_s$  and  $1/\Gamma_s$ . In order to combine these measurements, the two-dimensional log-likelihood for each measurement in the  $(1/\Gamma_s, \Delta\Gamma_s)$  plane is summed and the total normalized with respect to its minimum. The one-sigma contour (corresponding to 0.5 units of log-likelihood greater than the minimum) and 95% contour are found. Inputs as indicated in Table 17 were used in the combination, with the exception of the L3 [54] result since the likelihood in this case was not available.

Results of the combination are shown as the one-sigma contour labeled “Direct” in both plots of Fig. 7. Transformation of variables from  $(1/\Gamma_s, \Delta\Gamma_s)$  space to other pairs of variables such as  $(1/\Gamma_s, \Delta\Gamma_s/\Gamma_s)$  and  $(\tau_L = 1/\Gamma_L, \tau_H = 1/\Gamma_H)$  are also made. The resulting one-sigma contour for the latter is shown in Fig. 7(b).

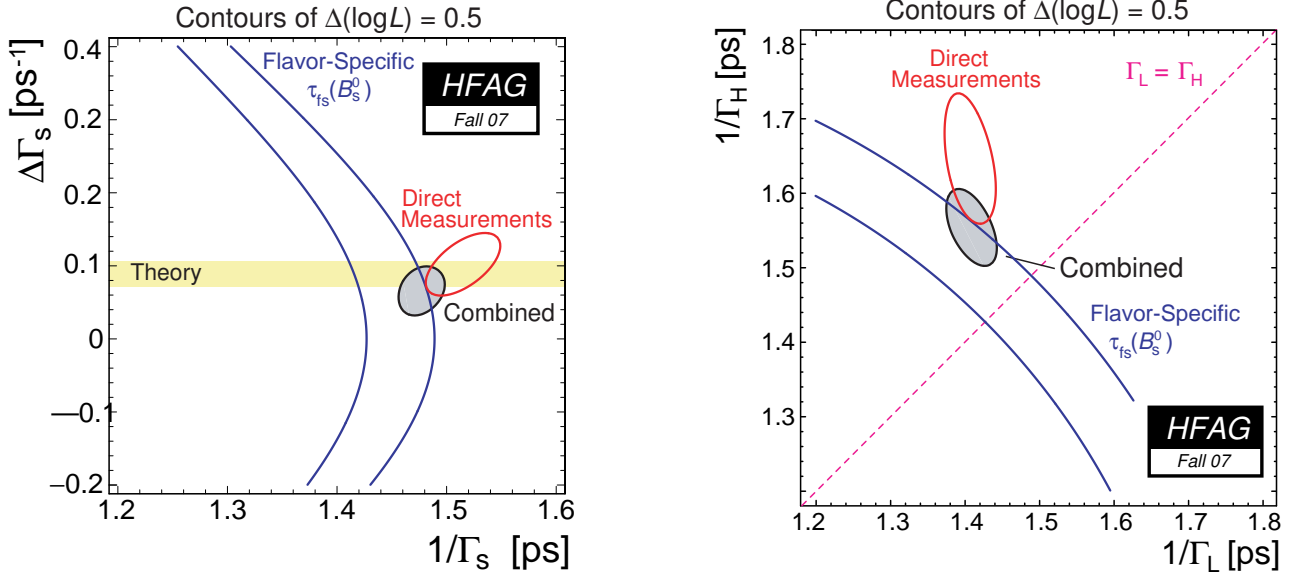


Figure 7:  $\Delta\Gamma_s$  combination results with one-sigma contours ( $\Delta \log \mathcal{L} = 0.5$ ) shown for (a)  $\Delta\Gamma_s$  versus  $\bar{\tau}(B_s^0) = 1/\Gamma_s$  and (b)  $\tau_H = 1/\Gamma_H$  versus  $\tau_L = 1/\Gamma_L$ . The red contours labeled “Direct” are the result of the combination of most measurements of Table 17, the blue bands are the one-sigma contours due to the world average of flavor-specific  $B_s^0$  lifetime measurements, and the shaded region the combination constraints described in the text. In (b), the diagonal dashed line indicates  $\Gamma_L = \Gamma_H$ , *i.e.*, where  $\Delta\Gamma_s = 0$ .

Numerical results of the combination of the described inputs of Table 17 are:

$$\Delta\Gamma_s/\Gamma_s \in [+0.024, +0.290] \text{ at } 95\% \text{ CL}, \quad (64)$$

$$\Delta\Gamma_s/\Gamma_s = +0.154_{-0.065}^{+0.067}, \quad (65)$$

$$\Delta\Gamma_s \in [+0.016, +0.192] \text{ ps}^{-1} \text{ at } 95\% \text{ CL}, \quad (66)$$

$$\Delta\Gamma_s = +0.102_{-0.043}^{+0.043} \text{ ps}^{-1}, \quad (67)$$

$$\bar{\tau}(B_s^0) = 1/\Gamma_s = 1.515_{-0.034}^{+0.034} \text{ ps}, \quad (68)$$

$$1/\Gamma_L = \tau_{\text{short}} = 1.407_{-0.034}^{+0.035} \text{ ps}, \quad (69)$$

$$1/\Gamma_H = \tau_{\text{long}} = 1.642_{+0.083}^{+0.091} \text{ ps}. \quad (70)$$

Flavor-specific lifetime measurements are of an equal mix of  $CP$ -even and  $CP$ -odd states at time zero, and if a single exponential function is used in the likelihood lifetime fit of such a sample [75],

$$\tau(B_s^0)_{\text{fs}} = \frac{1}{\Gamma_s} \frac{1 + \left(\frac{\Delta\Gamma_s}{2\Gamma_s}\right)^2}{1 - \left(\frac{\Delta\Gamma_s}{2\Gamma_s}\right)^2}. \quad (71)$$

Using the world average flavor-specific lifetime<sup>10</sup> of Sec. 3.2.4 the one-sigma blue bands shown in

<sup>10</sup>The world average of all  $B_s^0$  lifetime measurements using flavour-specific final states is  $1.456 \pm 0.030$  ps; however, for the purpose of the  $\Delta\Gamma_s$  extraction, we remove from this average one DELPHI analysis [78] that is already included in the set of “direct measurements” and obtain  $1.458 \pm 0.031$  ps, shown as the blue bands on the two plots of Fig. 7.



Table 18: Measurements of  $\mathcal{B}(B_s^0 \rightarrow D_s^{(*)+} D_s^{(*)-})$ .

Experiment	Method	Value	Ref.
Belle	$B_s^0$ -pair production at $\Upsilon(5S)$	$< 0.257$ at 90% CL	[18] <sup>a</sup>
ALEPH	$\phi$ - $\phi$ correlations	$0.077 \pm 0.034^{+0.038}_{-0.026}$	[142] <sup>b</sup>
DØ	$D_s \rightarrow \phi\pi$ , $D_s \rightarrow \phi\mu\nu$	$0.039^{+0.019+0.016}_{-0.017-0.015}$	[143]
Average		$0.046 \pm 0.022$	

<sup>a</sup> This limit is for  $B_s^0 \rightarrow D_s^{*+} D_s^{*-}$ .

<sup>b</sup> Recalculated using the PDG 2006 value of  $\mathcal{B}(D_s \rightarrow \phi\pi)$ .

Fig. 7 are obtained. Higher-order corrections were checked to be negligible in the combination.

As described earlier,  $B_s^0 \rightarrow K^+ K^-$  decays can be used to measure the lifetime of the “light” mass eigenstate  $\tau_L = 1/\Gamma_L = \tau(B_s^0)_{K^+ K^-} = 1.53 \pm 0.18 \pm 0.02$  ps [86], and this additional constraint is included in the combination shown in Fig. 7.

When the flavor-specific lifetime measurements and  $\tau_L$  measurements are combined with the measurements of Table 17, the shaded regions of Fig. 7 are obtained, with numerical results:

$$\Delta\Gamma_s/\Gamma_s \in [-0.003, +0.191] \text{ at 95\% CL}, \quad (72)$$

$$\Delta\Gamma_s/\Gamma_s = +0.099^{+0.048}_{-0.053}, \quad (73)$$

$$\Delta\Gamma_s \in [-0.002, +0.130] \text{ ps}^{-1} \text{ at 95\% CL}, \quad (74)$$

$$\Delta\Gamma_s = +0.067^{+0.031}_{-0.035} \text{ ps}^{-1}, \quad (75)$$

$$\bar{\tau}(B_s^0) = 1/\Gamma_s = 1.478^{+0.020}_{-0.022} \text{ ps}, \quad (76)$$

$$1/\Gamma_L = \tau_{\text{short}} = 1.408^{+0.035}_{-0.033} \text{ ps}, \quad (77)$$

$$1/\Gamma_H = \tau_{\text{long}} = 1.554^{+0.051}_{+0.053} \text{ ps}. \quad (78)$$

These results can be compared with the theoretical prediction of  $\Delta\Gamma_s = 0.096 \pm 0.039$  ps<sup>-1</sup> (or  $\Delta\Gamma_s = 0.088 \pm 0.017$  ps<sup>-1</sup> if there is no new physics in  $\Delta m_s$ ) [74].

Measurements of  $\mathcal{B}(B_s^0 \rightarrow D_s^{(*)+} D_s^{(*)-})$  can also be sensitive to  $\Delta\Gamma_s$ . The decay  $B_s^0 \rightarrow D_s^+ D_s^-$  is into a final state that is purely  $CP$  even. Under various theoretical assumptions [137], the inclusive decay into this plus the excited states  $B_s^0 \rightarrow D_s^{(*)+} D_s^{(*)-}$  is also  $CP$  even to within 5%, and  $B_s^0 \rightarrow D_s^{(*)+} D_s^{(*)-}$  saturates  $\Gamma_s^{CP \text{ even}}$ . Under these assumptions, for no  $CP$  violation, we have:

$$\Delta\Gamma_s/\Gamma_s \approx \frac{2\mathcal{B}(B_s^0 \rightarrow D_s^{(*)+} D_s^{(*)-})}{1 - \mathcal{B}(B_s^0 \rightarrow D_s^{(*)+} D_s^{(*)-})}. \quad (79)$$

However, there are concerns [141] that the assumptions needed for the above are overly restrictive and that the inclusive branching ratio may be  $CP$  even to only 30%. Due to this uncertainty, extracted values of  $\Delta\Gamma_s/\Gamma_s$  from this branching ratio are not included in the overall combination but are only extracted here to compare with the world average result.

Measurements for the branching fraction for this decay channel are shown in Table 18. Using their average value of  $0.046 \pm 0.022$  with Eq. (79) yields

$$\Delta\Gamma_s/\Gamma_s = +0.096 \pm 0.048, \quad (80)$$

consistent with the value given in Eq. (73), but with the above caveat. CDF has also measured the exclusive branching fraction  $\mathcal{B}(B_s^0 \rightarrow D_s^+ D_s^-) = (9.4_{-4.2}^{+4.4}) \times 10^{-3}$  [144], and they use this to set a lower bound of  $\Delta\Gamma_s^{CP}/\Gamma_s \geq 0.012$  at 95% CL (since on its own it does not saturate the CP-even states).

### **Weak phase in $B_s^0$ mixing**

In general there will be a  $CP$ -violating weak phase difference:

$$\phi_s = \arg[-M_{12}/\Gamma_{12}], \quad (81)$$

where  $M_{12}$  and  $\Gamma_{12}$  are the off-diagonal elements of the mass and decay matrices of the  $B_s^0$ - $\overline{B}_s^0$  system. This is related to the observed  $\Delta\Gamma_s$  through the relation:

$$\Delta\Gamma_s = 2|\Gamma_{12}| \cos \phi_s. \quad (82)$$

The SM prediction for this phase is tiny,  $\phi_s^{\text{SM}} = 0.004$  [145]; however, new physics in  $B_s^0$  mixing could change this observed phase to

$$\phi_s = \phi_s^{\text{SM}} + \phi_s^{\text{NP}}. \quad (83)$$

The relative phase between the  $B_s^0$  mixing amplitude and that of specific  $b \rightarrow c\bar{c}s$  quark transitions such as for  $B_s^0$  or  $\overline{B}_s^0 \rightarrow J/\psi\phi$  in the SM is [145, 146]:

$$2\beta_s^{\text{SM}} = 2 \arg[-(V_{ts}V_{tb}^*) / (V_{cs}V_{cb}^*)] = 0.037 \pm 0.002 \approx 0.04. \quad (84)$$

This angle is analogous to the  $\beta$  angle in the usual CKM unitarity triangle aside from the negative sign (resulting in a positive angle in the SM). The same additional contribution due to new physics would show up in this observed phase [145], i.e.:

$$2\beta_s = 2\beta_s^{\text{SM}} - \phi_s^{\text{NP}}. \quad (85)$$

The current experimental precision does not allow these small  $CP$ -violating phases  $\phi_s^{\text{SM}}$  and  $\beta_s^{\text{SM}}$  to be resolved, and for large new physics effect, we can approximate  $\phi_s \approx -2\beta_s \approx \phi_s^{\text{NP}}$ , i.e., a significantly large observed phase would indicate new physics.

For non-zero  $|\Gamma_{12}|$ , analysis of the time-dependent decay  $B_s^0 \rightarrow J/\psi\phi$  can measure the weak phase. Including information on the  $B_s^0$  flavor at production time via flavor tagging improves precision and also resolves the sign ambiguity on the weak phase angle for a given  $\Delta\Gamma_s$ . Both CDF [139] and DØ [140] have performed such analyses and measure the same observed phase that we denote  $\phi_s^{J/\psi\phi} = -2\beta_s^{J/\psi\phi}$  to reflect the different conventions of the experiments.

Under the assumption of non-zero  $\phi_s^{J/\psi\phi}$ , in addition to the result listed in Table 17, the DØ collaboration [140] has also made simultaneous fits allowing  $\phi_s^{J/\psi\phi}$  to float while weakly constraining the strong phases,  $\delta_i$  to find:

$$\Delta\Gamma_s = +0.19 \pm 0.07_{-0.01}^{+0.02} \text{ ps}^{-1}, \quad (86)$$

$$\overline{\tau}(B_s^0) = 1/\Gamma_s = 1.52 \pm 0.06 \text{ ps}, \quad (87)$$

$$\phi_s^{J/\psi\phi} = -0.57_{-0.30-0.02}^{+0.24+0.07}. \quad (88)$$

If the SM value of  $\phi_s^{J/\psi\phi} = -0.04$  is assumed, a probability of 6.6% to obtain a value of  $\phi_s^{J/\psi\phi}$  lower than  $-0.57$  is found.

The CDF analysis [139] reports confidence regions in the two-dimensional space of  $2\beta_s^{J/\psi\phi}$  and  $\Delta\Gamma_s$ . They present a Feldman-Cousins confidence interval of  $2\beta_s^{J/\psi\phi}$  where  $\Delta\Gamma_s$  is treated as a nuisance parameter:

$$2\beta_s^{J/\psi\phi} = -\phi_s^{J/\psi\phi} \in [0.32, 2.82] \text{ at 95\% CL.} \quad (89)$$

Note that only a confidence range is quoted and a point estimate is not given since biases were observed in the analysis. Assuming the SM predictions for  $2\beta_s$  and  $\Delta\Gamma_s$ , they find that the probability of a deviation as large as the level of the observed data is 15%.

Given the consistency of these two measurements of the weak phase, as well as their deviations from the SM, there is interest in combining the results and using in global fits, e.g., see Ref. [147]. To allow a combination on equal footing, the DØ collaboration has redone their fits [148] allowing strong phase values,  $\delta_i$ , to float as in the CDF analysis. Ensemble studies to test confidence level coverage were performed by both collaborations and used to adjust likelihood values to correspond to the usual Gaussian confidence levels. Two-dimensional likelihoods were combined with the result shown in Fig. 8(a). After the combination, consistency of the best fit values for  $\phi_s^{J/\psi\phi} = -2\beta_s^{J/\psi\phi}$  with SM predictions is at the level of  $2.2\sigma$ , with numerical results for the two solutions given below. Despite possible biases in the CDF input, point estimates are still presented and the confidence level regions are straight projections onto the  $\Delta\Gamma_s$  or phase angle axes.

$$\Delta\Gamma_s = +0.154_{-0.070}^{+0.054} \text{ ps}^{-1} \text{ or } -0.154_{-0.054}^{+0.070} \text{ ps}^{-1}, \quad (90)$$

$$\in [+0.036, +0.264] \cup [-0.264, -0.036] \text{ ps}^{-1} \text{ at 90\% CL}, \quad (91)$$

$$\phi_s^{J/\psi\phi} = -2\beta_s^{J/\psi\phi} = -0.77_{-0.37}^{+0.29} \text{ or } -2.36_{-0.29}^{+0.37}, \quad (92)$$

$$\in [-1.47, -0.29] \cup [-2.85, -1.65] \text{ at 90\% CL}. \quad (93)$$

Further constraints were applied to the above sum of the CDF and DØ likelihoods, i.e., to the flavor-specific  $B_s^0$  lifetime world average of Eq. (35) through Eq. (71) and to the world average  $B_s^0$  semileptonic asymmetry of Eq. (62) through [149]:

$$\mathcal{A}_{\text{SL}}^s = \frac{\Delta\Gamma_s}{\Delta m_s} \tan \phi_s. \quad (94)$$

Confidence level regions following these constraints are shown in Fig. 8(b) including the region delineated by new physics traced by the relation of Eq. (82). Numerical results for the two solutions are:

$$\Delta\Gamma_s = +0.054_{-0.033}^{+0.060} \text{ ps}^{-1} \text{ or } -0.054_{-0.060}^{+0.033} \text{ ps}^{-1}, \quad (95)$$

$$\in [-0.148, +0.148] \text{ ps}^{-1} \text{ at 90\% CL}, \quad (96)$$

$$\phi_s^{J/\psi\phi} = -2\beta_s^{J/\psi\phi} = -0.76_{-0.33}^{+0.37} \text{ or } -2.37_{-0.37}^{+0.33}, \quad (97)$$

$$\in [-1.26, -0.13] \cup [-3.00, -1.88] \text{ at 90\% CL}. \quad (98)$$

with a consistency of the best fit values with SM predictions of  $2\beta_s$  at the level of  $2.4\sigma$ .

### Mass difference $\Delta m_s$

$B_s^0$  oscillations have been observed for the first time in 2006 by the CDF collaboration [150], based on samples of flavour-tagged hadronic and semileptonic  $B_s^0$  decays (in flavour-specific

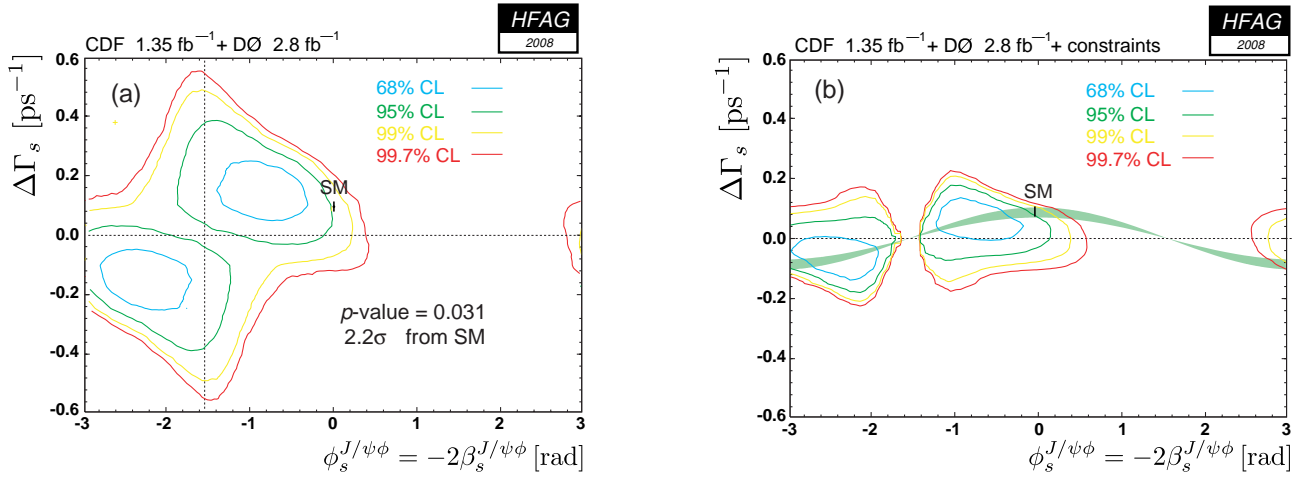


Figure 8: (a) Confidence regions in  $B_s^0$  width difference  $\Delta\Gamma_s$  and weak phase angle  $\phi_s^{J/\psi\phi} = -2\beta_s^{J/\psi\phi}$  from combined CDF and DØ likelihoods determined in flavor-tagged  $B_s^0 \rightarrow J/\psi\phi$  time-dependent angular analyses [139, 148] compared to the SM value of  $-2\beta_s^{SM}$ ; (b) after adding constraints from the world average flavor-specific  $B_s^0$  lifetime and  $B_s^0$  semileptonic asymmetry,  $\mathcal{A}_{SL}^s$ . The region allowed in new physics models given by  $\Delta\Gamma_s = 2|\Gamma_{12}| \cos\phi_s$  is also shown (light green band).

final states), partially or fully reconstructed in  $1 \text{ fb}^{-1}$  of data collected during Tevatron’s Run II. From the proper-time dependence of these  $B_s^0$  candidates, CDF observe  $B_s^0$  oscillations with a significance of at least  $5\sigma$  and measure  $\Delta m_s = 17.77 \pm 0.10 \pm 0.07 \text{ ps}^{-1}$  [150]. More recently, the DØ collaboration has obtained with  $2.4 \text{ fb}^{-1}$  an independent  $\sim 3\sigma$  preliminary evidence for  $B_s^0$  oscillations; combining all their results [151] they obtain  $\Delta m_s = 18.53 \pm 0.93 \pm 0.30 \text{ ps}^{-1}$  [152]. To a good approximation, both the CDF and DØ results have Gaussian errors, and the world average value of  $\Delta m_s$  can be obtained as a simple weighted average:

$$\Delta m_s = 17.78 \pm 0.12 \text{ ps}^{-1}. \quad (99)$$

Multiplying this result with the mean  $B_s^0$  lifetime of Eq. (76),  $1/\Gamma_s = 1.478_{-0.022}^{+0.020} \text{ ps}$ , yields

$$x_s = \frac{\Delta m_s}{\Gamma_s} = 26.3 \pm 0.4. \quad (100)$$

With  $2y_s = \Delta\Gamma_s/\Gamma_s = +0.099_{-0.053}^{+0.048}$  (see Eq. (73)) and under the assumption of no  $CP$  violation in  $B_s^0$  mixing, this corresponds to

$$\chi_s = \frac{x_s^2 + y_s^2}{2(x_s^2 + 1)} = 0.49928 \pm 0.00002. \quad (101)$$

The ratio of the  $B^0$  and  $B_s^0$  oscillation frequencies, obtained from Eqs. (55) and (99),

$$\frac{\Delta m_d}{\Delta m_s} = 0.0285 \pm 0.0003, \quad (102)$$

can be used to extract the following ratio of CKM matrix elements,

$$\left| \frac{V_{td}}{V_{ts}} \right| = \xi \sqrt{\frac{\Delta m_d m(B_s^0)}{\Delta m_s m(B^0)}} = 0.2061 \pm 0.0011_{-0.0060}^{+0.0080}, \quad (103)$$

where the first quoted error is from experimental uncertainties (with the masses  $m(B_s^0)$  and  $m(B^0)$  taken from [3]), and where the second quoted error is from theoretical uncertainties in the estimation of the SU(3) flavor-symmetry breaking factor  $\xi = 1.210_{-0.035}^{+0.047}$  obtained from lattice QCD calculations [153].

$B_s^0$  mesons were known to mix since many years. Indeed the time-integrated measurements of  $\bar{\chi}$  (see Sec. 3.1.3), when compared to our knowledge of  $\chi_d$  and the  $b$ -hadron fractions, indicated that  $B_s^0$  mixing was large, with a value of  $\chi_s$  close to its maximal possible value of 1/2. However, the time dependence of this mixing could not be observed until recently, mainly because of lack of proper-time resolution to resolve the small period of the  $B_s^0$  oscillations.

The statistical significance  $\mathcal{S}$  of a  $B_s^0$  oscillation signal can be approximated as [154]

$$\mathcal{S} \approx \sqrt{\frac{N}{2}} f_{\text{sig}} (1 - 2w) \exp(-(\Delta m_s \sigma_t)^2 / 2), \quad (104)$$

where  $N$  is the number of selected and tagged  $B_s^0$  candidates,  $f_{\text{sig}}$  is the fraction of  $B_s^0$  signal in the selected and tagged sample,  $w$  is the total mistag probability, and  $\sigma_t$  is the resolution on proper time. As can be seen, the quantity  $\mathcal{S}$  decreases very quickly as  $\Delta m_s$  increases: this dependence is controlled by  $\sigma_t$ , which is therefore the most critical parameter for  $\Delta m_s$  analyses. The method widely used for  $B_s^0$  oscillation searches consists of measuring a  $B_s^0$  oscillation amplitude  $\mathcal{A}$  at several different test values of  $\Delta m_s$ , using a maximum likelihood fit based on the functions of Eq. (47) where the cosine terms have been multiplied by  $\mathcal{A}$ . One expects  $\mathcal{A} = 1$  at the true value of  $\Delta m_s$  and  $\mathcal{A} = 0$  at a test value of  $\Delta m_s$  (far) below the true value. To a good approximation, the statistical uncertainty on  $\mathcal{A}$  is Gaussian and equal to  $1/\mathcal{S}$  [154]. In any analysis, a particular value of  $\Delta m_s$  can be excluded at 95% CL if  $\mathcal{A} + 1.645 \sigma_{\mathcal{A}} < 1$ , where  $\sigma_{\mathcal{A}}$  is the total uncertainty on  $\mathcal{A}$ . Because of the proper time resolution, the quantity  $\sigma_{\mathcal{A}}(\Delta m_s)$  is an increasing function of  $\Delta m_s$  (see Eq. (104) which merely models  $1/\sigma_{\mathcal{A}}(\Delta m_s)$  in an analysis limited by the available statistics). Therefore, if the true value of  $\Delta m_s$  were infinitely large, one expects to be able to exclude all values of  $\Delta m_s$  up to  $\Delta m_s^{\text{sens}}$ , where  $\Delta m_s^{\text{sens}}$ , called here the sensitivity of the analysis, is defined by  $1.645 \sigma_{\mathcal{A}}(\Delta m_s^{\text{sens}}) = 1$ .

Figure 9 shows the measured  $B_s^0$  amplitude as a function of  $\Delta m_s$ , as obtained by CDF (top) and DØ (middle) using Run II data. The recent DØ evidence of a  $B_s^0$  oscillation signal is consistent with the 2006 observation by CDF. A large number of  $B_s^0$  oscillation searches, already based on the amplitude method, had been performed previously by ALEPH [155], CDF (Run I) [156], DELPHI [78, 84, 118, 157], OPAL [158, 159] and SLD [160–162] (we omit references to searches that have been superseded by more recent ones). All the results published by these experiments (between 1997 and 2004) have been combined by averaging the measured amplitudes  $\mathcal{A}$  at each test value of  $\Delta m_s$ . The individual results have been adjusted to common physics inputs, and all known correlations have been accounted for; in the case of the inclusive (lepton) analyses, performed at LEP and SLC, the sensitivities (*i.e.* the statistical uncertainties on  $\mathcal{A}$ ), which depend directly through Eq. (104) on the assumed fraction  $f_{\text{sig}} \sim f_s$  of  $B_s^0$  mesons in an unbiased sample of weakly-decaying  $b$  hadrons, have also been rescaled to the LEP average  $f_s = 0.101 \pm 0.009$ . The resulting average amplitude spectrum, completely dominated by the  $e^+e^- \rightarrow Z$  experiments, is displayed as the bottom plot of Fig. 9. Although no significant signal is seen, it is interesting to note the hint in the region 15–20 ps<sup>-1</sup>, consistent with the recent results from the Tevatron.

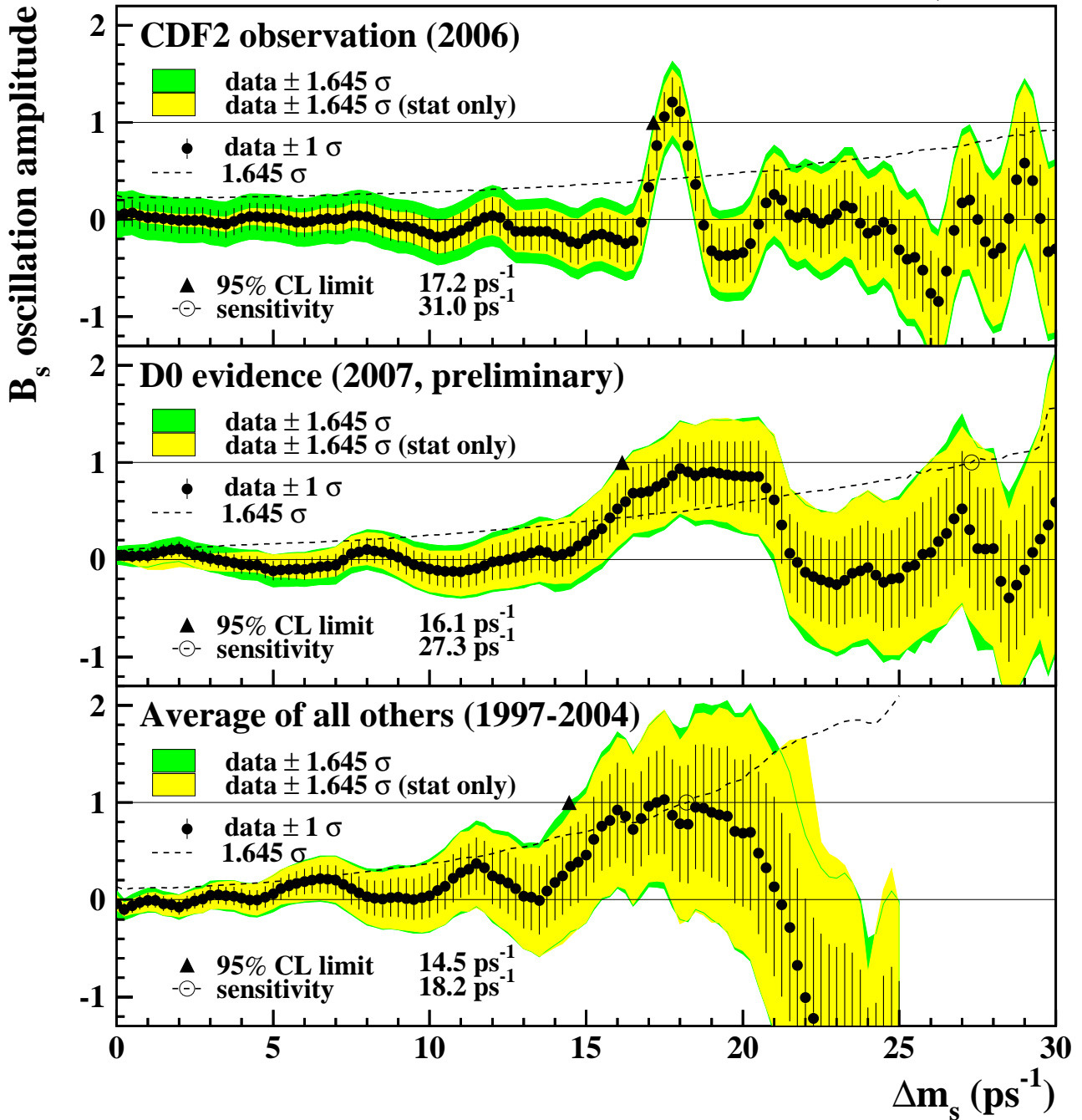


Figure 9:  $B_s^0$  oscillation amplitude as a function of  $\Delta m_s$ . Top: CDF result based on Run II data, published in 2006 [150]. Middle: Average of all preliminary  $D\bar{0}$  results available at the end of 2007 [151]. Bottom: Average of all ALEPH [155], DELPHI [78, 84, 118, 157], OPAL [158, 159], SLD [160, 161], and CDF Run I [156] results published between 1997 and 2004. Statistical uncertainties dominate. Neighboring points are statistically correlated.

## 4 Measurements related to Unitarity Triangle angles

The charge of the “ $CP(t)$  and Unitarity Triangle angles” group is to provide averages of measurements from time-dependent asymmetry analyses, and other quantities that are related to the angles of the Unitarity Triangle (UT). In cases where considerable theoretical input is required to extract the fundamental quantities, no attempt is made to do so at this stage. However, straightforward interpretations of the averages are given, where possible.

In Sec. 4.1 a brief introduction to the relevant phenomenology is given. In Sec. 4.2 an attempt is made to clarify the various different notations in use. In Sec. 4.3 the common inputs to which experimental results are rescaled in the averaging procedure are listed. We also briefly introduce the treatment of experimental errors. In the remainder of this section, the experimental results and their averages are given, divided into subsections based on the underlying quark-level decays.

### 4.1 Introduction

The Standard Model Cabibbo-Kobayashi-Maskawa (CKM) quark mixing matrix  $V$  must be unitary. A  $3 \times 3$  unitary matrix has four free parameters,<sup>11</sup> and these are conventionally written by the product of three (complex) rotation matrices [253], where the rotations are characterized by the Euler angles  $\theta_{12}$ ,  $\theta_{13}$  and  $\theta_{23}$ , which are the mixing angles between the generations, and one overall phase  $\delta$ ,

$$V = \begin{pmatrix} V_{ud} & V_{us} & V_{ub} \\ V_{cd} & V_{cs} & V_{cb} \\ V_{td} & V_{ts} & V_{tb} \end{pmatrix} = \begin{pmatrix} c_{12}c_{13} & s_{12}c_{13} & s_{13}e^{-i\delta} \\ -s_{12}c_{23} - c_{12}s_{23}s_{13}e^{i\delta} & c_{12}c_{23} - s_{12}s_{23}s_{13}e^{i\delta} & s_{23}c_{13} \\ s_{12}s_{23} - c_{12}c_{23}s_{13}e^{i\delta} & -c_{12}s_{23} - s_{12}c_{23}s_{13}e^{i\delta} & c_{23}c_{13} \end{pmatrix} \quad (105)$$

where  $c_{ij} = \cos \theta_{ij}$ ,  $s_{ij} = \sin \theta_{ij}$  for  $i < j = 1, 2, 3$ .

Following the observation of a hierarchy between the different matrix elements, the Wolfenstein parameterization [254] is an expansion of  $V$  in terms of the four real parameters  $\lambda$  (the expansion parameter),  $A$ ,  $\rho$  and  $\eta$ . Defining to all orders in  $\lambda$  [255]

$$\begin{aligned} s_{12} &\equiv \lambda, \\ s_{23} &\equiv A\lambda^2, \\ s_{13}e^{-i\delta} &\equiv A\lambda^3(\rho - i\eta), \end{aligned} \quad (106)$$

and inserting these into the representation of Eq. (105), unitarity of the CKM matrix is achieved to all orders. A Taylor expansion of  $V$  leads to the familiar approximation

$$V = \begin{pmatrix} 1 - \lambda^2/2 & \lambda & A\lambda^3(\rho - i\eta) \\ -\lambda & 1 - \lambda^2/2 & A\lambda^2 \\ A\lambda^3(1 - \rho - i\eta) & -A\lambda^2 & 1 \end{pmatrix} + \mathcal{O}(\lambda^4). \quad (107)$$

At order  $\lambda^5$ , the obtained CKM matrix in this extended Wolfenstein parametrization is:

$$V = \begin{pmatrix} 1 - \frac{1}{2}\lambda^2 - \frac{1}{8}\lambda^4 & \lambda & A\lambda^3(\rho - i\eta) \\ -\lambda + \frac{1}{2}A^2\lambda^5[1 - 2(\rho + i\eta)] & 1 - \frac{1}{2}\lambda^2 - \frac{1}{8}\lambda^4(1 + 4A^2) & A\lambda^2 \\ A\lambda^3[1 - (1 - \frac{1}{2}\lambda^2)(\rho + i\eta)] & -A\lambda^2 + \frac{1}{2}A\lambda^4[1 - 2(\rho + i\eta)] & 1 - \frac{1}{2}A^2\lambda^4 \end{pmatrix} + \mathcal{O}(\lambda^6). \quad (108)$$

---

<sup>11</sup> In the general case there are nine free parameters, but five of these are absorbed into unobservable quark phases.

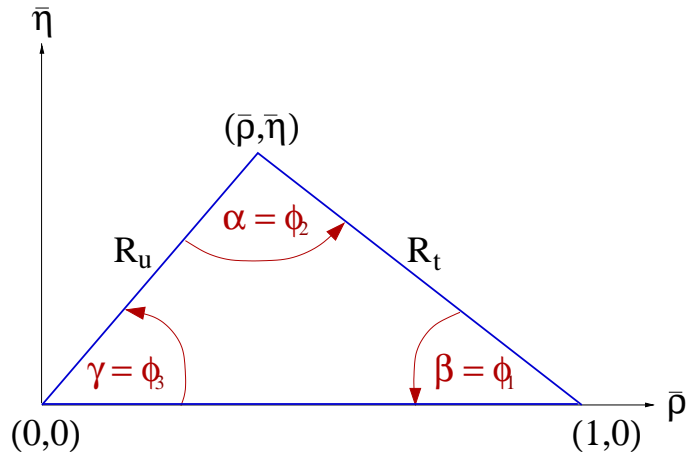


Figure 10: The Unitarity Triangle.

The non-zero imaginary part of the CKM matrix, which is the origin of  $CP$  violation in the Standard Model, is encapsulated in a non-zero value of  $\eta$ .

The unitarity relation  $V^\dagger V = 1$  results in a total of nine expressions, that can be written as  $\sum_{i=u,c,t} V_{ij}^* V_{ik} = \delta_{jk}$ , where  $\delta_{jk}$  is the Kronecker symbol. Of the off-diagonal expressions ( $j \neq k$ ), three can be transformed into the other three leaving six relations, in which three complex numbers sum to zero, which therefore can be expressed as triangles in the complex plane. More details about unitarity triangles can be found in [256–258].

One of these relations,

$$V_{ud}V_{ub}^* + V_{cd}V_{cb}^* + V_{td}V_{tb}^* = 0, \quad (109)$$

is of particular importance to the  $B$  system, being specifically related to flavour changing neutral current  $b \rightarrow d$  transitions. The three terms in Eq. (109) are of the same order ( $\mathcal{O}(\lambda^3)$ ), and this relation is commonly known as the Unitarity Triangle. For presentational purposes, it is convenient to rescale the triangle by  $(V_{cd}V_{cb}^*)^{-1}$ , as shown in Fig. 10.

Two popular naming conventions for the UT angles exist in the literature:

$$\alpha \equiv \phi_2 = \arg \left[ -\frac{V_{td}V_{tb}^*}{V_{ud}V_{ub}^*} \right], \quad \beta \equiv \phi_1 = \arg \left[ -\frac{V_{cd}V_{cb}^*}{V_{td}V_{tb}^*} \right], \quad \gamma \equiv \phi_3 = \arg \left[ -\frac{V_{ud}V_{ub}^*}{V_{cd}V_{cb}^*} \right]. \quad (110)$$

In this document the  $(\alpha, \beta, \gamma)$  set is used.<sup>12</sup> The sides  $R_u$  and  $R_t$  of the Unitarity Triangle (the third side being normalized to unity) are given by

$$R_u = \left| \frac{V_{ud}V_{ub}^*}{V_{cd}V_{cb}^*} \right| = \sqrt{\bar{\rho}^2 + \bar{\eta}^2}, \quad R_t = \left| \frac{V_{td}V_{tb}^*}{V_{cd}V_{cb}^*} \right| = \sqrt{(1 - \bar{\rho})^2 + \bar{\eta}^2}. \quad (111)$$

where  $\bar{\rho}$  and  $\bar{\eta}$  define the apex of the Unitarity Triangle [255]

$$\bar{\rho} + i\bar{\eta} \equiv -\frac{V_{ud}V_{ub}^*}{V_{cd}V_{cb}^*} \equiv 1 + \frac{V_{td}V_{tb}^*}{V_{cd}V_{cb}^*} = \frac{\sqrt{1 - \lambda^2}(\rho + i\eta)}{\sqrt{1 - A^2\lambda^4} + \sqrt{1 - \lambda^2}A^2\lambda^4(\rho + i\eta)} \quad (112)$$

<sup>12</sup> The relevant unitarity triangle for the  $B_s^0$  system is obtained by replacing  $d \leftrightarrow s$  in Eq. 109. Definitions of the set of angles  $(\alpha_s, \beta_s, \gamma_s)$  can be obtained using equivalent relations to those of Eq. 110, for example  $\beta_s = \arg[-(V_{cs}V_{cb}^*)/(V_{ts}V_{tb}^*)]$ . This definition gives a value of  $\beta_s$  that is negative in the Standard Model, so that the sign is often flipped in the literature.



The exact relation between  $(\rho, \eta)$  and  $(\bar{\rho}, \bar{\eta})$  is

$$\rho + i\eta = \frac{\sqrt{1 - A^2\lambda^4}(\bar{\rho} + i\bar{\eta})}{\sqrt{1 - \lambda^2}[1 - A^2\lambda^4(\bar{\rho} + i\bar{\eta})]}. \quad (113)$$

By expanding in powers of  $\lambda$ , several useful approximate expressions can be obtained, including

$$\bar{\rho} = \rho(1 - \frac{1}{2}\lambda^2) + \mathcal{O}(\lambda^4), \quad \bar{\eta} = \eta(1 - \frac{1}{2}\lambda^2) + \mathcal{O}(\lambda^4), \quad V_{td} = A\lambda^3(1 - \bar{\rho} - i\bar{\eta}) + \mathcal{O}(\lambda^6). \quad (114)$$

## 4.2 Notations

Several different notations for  $CP$  violation parameters are commonly used. This section reviews those found in the experimental literature, in the hope of reducing the potential for confusion, and to define the frame that is used for the averages.

In some cases, when  $B$  mesons decay into multibody final states via broad resonances ( $\rho$ ,  $K^*$ , *etc.*), the experimental analyses ignore the effects of interference between the overlapping structures. This is referred to as the quasi-two-body (Q2B) approximation in the following.

### 4.2.1 $CP$ asymmetries

The  $CP$  asymmetry is defined as the difference between the rate involving a  $b$  quark and that involving a  $\bar{b}$  quark, divided by the sum. For example, the partial rate (or charge) asymmetry for a charged  $B$  decay would be given as

$$\mathcal{A}_f \equiv \frac{\Gamma(B^- \rightarrow f) - \Gamma(B^+ \rightarrow \bar{f})}{\Gamma(B^- \rightarrow f) + \Gamma(B^+ \rightarrow \bar{f})}. \quad (115)$$

### 4.2.2 Time-dependent $CP$ asymmetries in decays to $CP$ eigenstates

If the amplitudes for  $B^0$  and  $\bar{B}^0$  to decay to a final state  $f$ , which is a  $CP$  eigenstate with eigenvalue  $\eta_f$ , are given by  $A_f$  and  $\bar{A}_f$ , respectively, then the decay distributions for neutral  $B$  mesons, with known flavour at time  $\Delta t = 0$ , are given by

$$\Gamma_{\bar{B}^0 \rightarrow f}(\Delta t) = \frac{e^{-|\Delta t|/\tau(B^0)}}{4\tau(B^0)} \left[ 1 + \frac{2 \operatorname{Im}(\lambda_f)}{1 + |\lambda_f|^2} \sin(\Delta m \Delta t) - \frac{1 - |\lambda_f|^2}{1 + |\lambda_f|^2} \cos(\Delta m \Delta t) \right], \quad (116)$$

$$\Gamma_{B^0 \rightarrow f}(\Delta t) = \frac{e^{-|\Delta t|/\tau(B^0)}}{4\tau(B^0)} \left[ 1 - \frac{2 \operatorname{Im}(\lambda_f)}{1 + |\lambda_f|^2} \sin(\Delta m \Delta t) + \frac{1 - |\lambda_f|^2}{1 + |\lambda_f|^2} \cos(\Delta m \Delta t) \right]. \quad (117)$$

Here  $\lambda_f = \frac{q \bar{A}_f}{p A_f}$  contains terms related to  $B^0$ - $\bar{B}^0$  mixing and to the decay amplitude (the eigenstates of the effective Hamiltonian in the  $B^0\bar{B}^0$  system are  $|B_{\pm}\rangle = p|B^0\rangle \pm q|\bar{B}^0\rangle$ ). This formulation assumes  $CPT$  invariance, and neglects possible lifetime differences (between the eigenstates of the effective Hamiltonian; see Section 3.3 where the mass difference  $\Delta m$  is also defined) in the neutral  $B$  meson system. The case where non-zero lifetime differences are taken into account is discussed in Section 4.2.6. The time-dependent  $CP$  asymmetry, again defined as

the difference between the rate involving a  $b$  quark and that involving a  $\bar{b}$  quark, is then given by

$$\mathcal{A}_f(\Delta t) \equiv \frac{\Gamma_{\bar{B}^0 \rightarrow f}(\Delta t) - \Gamma_{B^0 \rightarrow f}(\Delta t)}{\Gamma_{\bar{B}^0 \rightarrow f}(\Delta t) + \Gamma_{B^0 \rightarrow f}(\Delta t)} = \frac{2 \operatorname{Im}(\lambda_f)}{1 + |\lambda_f|^2} \sin(\Delta m \Delta t) - \frac{1 - |\lambda_f|^2}{1 + |\lambda_f|^2} \cos(\Delta m \Delta t). \quad (118)$$

While the coefficient of the  $\sin(\Delta m \Delta t)$  term in Eq. (118) is everywhere<sup>13</sup> denoted  $S_f$ :

$$S_f \equiv \frac{2 \operatorname{Im}(\lambda_f)}{1 + |\lambda_f|^2}, \quad (119)$$

different notations are in use for the coefficient of the  $\cos(\Delta m \Delta t)$  term:

$$C_f \equiv -A_f \equiv \frac{1 - |\lambda_f|^2}{1 + |\lambda_f|^2}. \quad (120)$$

The  $C$  notation is used by the *BABAR* collaboration (see *e.g.* [261]), and also in this document. The  $A$  notation is used by the Belle collaboration (see *e.g.* [262]).

Neglecting effects due to  $CP$  violation in mixing (by taking  $|q/p| = 1$ ), if the decay amplitude contains terms with a single weak (*i.e.*,  $CP$  violating) phase then  $|\lambda_f| = 1$  and one finds  $S_f = -\eta_f \sin(\phi_{\text{mix}} + \phi_{\text{dec}})$ ,  $C_f = 0$ , where  $\phi_{\text{mix}} = \arg(q/p)$  and  $\phi_{\text{dec}} = \arg(\bar{A}_f/A_f)$ . Note that the  $B^0$ - $\bar{B}^0$  mixing phase  $\phi_{\text{mix}} \approx 2\beta$  in the Standard Model (in the usual phase convention) [259,260].

If amplitudes with different weak phases contribute to the decay, no clean interpretation of  $S_f$  is possible. If the decay amplitudes have in addition different  $CP$  conserving strong phases, then  $|\lambda_f| \neq 1$  and no clean interpretation is possible. The coefficient of the cosine term becomes non-zero, indicating direct  $CP$  violation. The sign of  $A_f$  as defined above is consistent with that of  $\mathcal{A}_f$  in Eq. (115).

Frequently, we are interested in combining measurements governed by similar or identical short-distance physics, but with different final states (*e.g.*,  $B^0 \rightarrow J/\psi K_S^0$  and  $B^0 \rightarrow J/\psi K_L^0$ ). In this case, we remove the dependence on the  $CP$  eigenvalue of the final state by quoting  $-\eta S_f$ . In cases where the final state is not a  $CP$  eigenstate but has an effective  $CP$  content (see below), the reported  $-\eta S$  is corrected by the effective  $CP$ .

### 4.2.3 Time-dependent $CP$ asymmetries in decays to vector-vector final states

Consider  $B$  decays to states consisting of two spin-1 particles, such as  $J/\psi K^{*0} (\rightarrow K_S^0 \pi^0)$ ,  $D^{*+} D^{*-}$  and  $\rho^+ \rho^-$ , which are eigenstates of charge conjugation but not of parity.<sup>14</sup> In fact, for such a system, there are three possible final states; in the helicity basis these can be written  $h_{-1}, h_0, h_{+1}$ . The  $h_0$  state is an eigenstate of parity, and hence of  $CP$ ; however,  $CP$  transforms  $h_{+1} \leftrightarrow h_{-1}$  (up to an unobservable phase). In the transversity basis, these states are transformed into  $h_{\parallel} = (h_{+1} + h_{-1})/2$  and  $h_{\perp} = (h_{+1} - h_{-1})/2$ . In this basis all three states are  $CP$  eigenstates, and  $h_{\perp}$  has the opposite  $CP$  to the others.

The amplitudes to these states are usually given by  $A_{0,\perp,\parallel}$  (here we use a normalization such that  $|A_0|^2 + |A_{\perp}|^2 + |A_{\parallel}|^2 = 1$ ). Then the effective  $CP$  of the vector-vector state is known

<sup>13</sup> Occasionally one also finds Eq. (118) written as  $\mathcal{A}_f(\Delta t) = \mathcal{A}_f^{\text{mix}} \sin(\Delta m \Delta t) + \mathcal{A}_f^{\text{dir}} \cos(\Delta m \Delta t)$ , or similar.

<sup>14</sup> This is not true of all vector-vector final states, *e.g.*,  $D^{*\pm} \rho^{\mp}$  is clearly not an eigenstate of charge conjugation.

if  $|A_{\perp}|^2$  is measured. An alternative strategy is to measure just the longitudinally polarized component,  $|A_0|^2$  (sometimes denoted by  $f_{\text{long}}$ ), which allows a limit to be set on the effective  $CP$  since  $|A_{\perp}|^2 \leq |A_{\perp}|^2 + |A_{\parallel}|^2 = 1 - |A_0|^2$ . The most complete treatment for neutral  $B$  decays to vector-vector final states is time-dependent angular analysis (also known as time-dependent transversity analysis). In such an analysis, the interference between the  $CP$ -even and  $CP$ -odd states provides additional sensitivity to the weak and strong phases involved.

In most analyses of time-dependent  $CP$  asymmetries in decays to vector-vector final states carried out to date, an assumption has been made that each helicity (or transversity) amplitude has the same weak phase. This is a good approximation for decays that are dominated by amplitudes with a single weak phase, such as  $B^0 \rightarrow J/\psi K^{*0}$ , and is a reasonable approximation in any mode for which only very limited statistics are available. However, for modes that have contributions from amplitudes with different weak phases, the relative size of these contributions can be different for each helicity (or transversity) amplitude, and therefore the time-dependent  $CP$  asymmetry parameters can also differ. The most generic analysis, suitable for modes with sufficient statistics, would allow for this effect; an intermediate analysis can allow different parameters for the  $CP$ -even and  $CP$ -odd components. Such an analysis has been carried out by *BABAR* for the decay  $B^0 \rightarrow D^{*+}D^{*-}$  [329].

#### 4.2.4 Time-dependent asymmetries: self-conjugate multiparticle final states

Amplitudes for neutral  $B$  decays into self-conjugate multiparticle final states such as  $\pi^+\pi^-\pi^0$ ,  $K^+K^-K_s^0$ ,  $J/\psi\pi^+\pi^-$  or  $D\pi^0$  with  $D \rightarrow K_s^0\pi^+\pi^-$  may be written in terms of  $CP$ -even and  $CP$ -odd amplitudes. As above, the interference between these terms provides additional sensitivity to the weak and strong phases involved in the decay, and the time-dependence depends on both the sine and cosine of the weak phase difference. In order to perform unbinned maximum likelihood fits, and thereby extract as much information as possible from the distributions, it is necessary to select a model for the multiparticle decay, and therefore the results acquire some model dependence (binned, model independent methods are also possible, though are not as statistically powerful). The number of observables depends on the final state (and on the model used); the key feature is that as long as there are regions where both  $CP$ -even and  $CP$ -odd amplitudes contribute, the interference terms will be sensitive to the cosine of the weak phase difference. Therefore, these measurements allow distinction between multiple solutions for, *e.g.*, the four values of  $\beta$  from the measurement of  $\sin(2\beta)$ .

We now consider the various notations which have been used in experimental studies of time-dependent asymmetries in decays to self-conjugate multiparticle final states.

$$B^0 \rightarrow D^{(*)}h^0 \text{ with } D \rightarrow K_s^0\pi^+\pi^-$$

The states  $D\pi^0$ ,  $D^*\pi^0$ ,  $D\eta$ ,  $D^*\eta$ ,  $D\omega$  are collectively denoted  $D^{(*)}h^0$ . When the  $D$  decay model is fixed, fits to the time-dependent decay distributions can be performed to extract the weak phase difference. However, it is experimentally advantageous to use the sine and cosine of this phase as fit parameters, since these behave as essentially independent parameters, with low correlations and (potentially) rather different uncertainties. A parameter representing direct  $CP$  violation in the  $B$  decay can also be floated. For consistency with other analyses, this could be chosen to be  $C_f$ , but could equally well be  $|\lambda_f|$ , or other possibilities.

*Belle* performed an analysis of these channels with  $\sin(2\phi_1)$  and  $\cos(2\phi_1)$  as free parameters [291]. *BABAR* have performed an analysis floating also  $|\lambda_f|$  [292] (and, of course, replacing

$\phi_1 \Leftrightarrow \beta$ ).

### $B^0 \rightarrow D^{*+} D^{*-} K_S^0$

The hadronic structure of the  $B^0 \rightarrow D^{*+} D^{*-} K_S^0$  decay is not sufficiently well understood to perform a full time-dependent Dalitz plot analysis. Instead, following Browder *et al.* [277], BABAR [278] divide the Dalitz plane in two:  $m(D^{*+} K_S^0)^2 > m(D^{*-} K_S^0)^2$  ( $\eta_y = +1$ ) and  $m(D^{*+} K_S^0)^2 < m(D^{*-} K_S^0)^2$  ( $\eta_y = -1$ ); and then fit to a decay time distribution with asymmetry given by

$$\mathcal{A}_f(\Delta t) = \eta_y \frac{J_c}{J_0} \cos(\Delta m \Delta t) - \left[ \frac{2J_{s1}}{J_0} \sin(2\beta) + \eta_y \frac{2J_{s2}}{J_0} \cos(2\beta) \right] \sin(\Delta m \Delta t). \quad (121)$$

A similar analysis has also been carried out by Belle [279]. The measured values are  $\frac{J_c}{J_0}$ ,  $\frac{2J_{s1}}{J_0} \sin(2\beta)$  and  $\frac{2J_{s2}}{J_0} \cos(2\beta)$ , where the parameters  $J_0$ ,  $J_c$ ,  $J_{s1}$  and  $J_{s2}$  are the integrals over the half Dalitz plane  $m(D^{*+} K_S^0)^2 < m(D^{*-} K_S^0)^2$  of the functions  $|a|^2 + |\bar{a}|^2$ ,  $|a|^2 - |\bar{a}|^2$ ,  $\text{Re}(\bar{a}a^*)$  and  $\text{Im}(\bar{a}a^*)$  respectively, where  $a$  and  $\bar{a}$  are the decay amplitudes of  $B^0 \rightarrow D^{*+} D^{*-} K_S^0$  and  $\bar{B}^0 \rightarrow D^{*+} D^{*-} K_S^0$  respectively. The parameter  $J_{s2}$  (and hence  $J_{s2}/J_0$ ) is predicted to be positive; with this assumption is it possible to determine the sign of  $\cos(2\beta)$ .

### $B^0 \rightarrow K^+ K^- K^0$

Studies of  $B^0 \rightarrow K^+ K^- K^0$  [311] and of the related decay  $B^+ \rightarrow K^+ K^- K^+$  [321,322], show that the decay is dominated by components from the intermediate  $K^+ K^-$  resonances  $\phi(1020)$ ,  $f_0(980)$ , a poorly understood scalar structure that peaks near  $m(K^+ K^-) \sim 1550 \text{ MeV}/c^2$  and is denoted  $X_0(1550)$ , as well as a large nonresonant contribution. There is also a contribution from  $\chi_{c0}$ .

The full time-dependent Dalitz plot analysis allows the complex amplitudes of each contributing term to be determined from data, including  $CP$  violation effects (*i.e.* allowing the complex amplitude for the  $B^0$  decay to be independent from that for  $\bar{B}^0$  decay), although one amplitude must be fixed to give a reference point. There are several choices for parametrization of the complex amplitudes (*e.g.* real and imaginary part, or magnitude and phase). Similarly, there are various approaches to include  $CP$  violation effects. Note that positive definite parameters such as magnitudes are disfavoured in certain circumstances (they inevitably lead to biases for small values). In order to compare results between analyses, it is useful for each experiment to present results in terms of the parameters that can be measured in a Q2B analysis (such as  $\mathcal{A}_f$ ,  $S_f$ ,  $C_f$ ,  $\sin(2\beta^{\text{eff}})$ ,  $\cos(2\beta^{\text{eff}})$ , *etc.*)

In the BABAR analysis of  $B^0 \rightarrow K^+ K^- K^0$  [311], the complex amplitude for each resonant contribution is written as

$$\mathcal{A}_f = c_f(1 + b_f)e^{i(\phi_f + \delta_f)}, \quad \bar{\mathcal{A}}_f = c_f(1 - b_f)e^{i(\phi_f - \delta_f)}, \quad (122)$$

where  $b_f$  and  $\delta_f$  introduce  $CP$  violation in the magnitude and phase respectively. [The weak phase in  $B^0$ - $\bar{B}^0$  mixing ( $2\beta$ ) also appears in the full formula for the time-dependent decay distribution.] The Q2B direct  $CP$  violation parameter is directly related to  $b_f$

$$\mathcal{A}_f = \frac{-2b_f}{1 + b_f^2}. \quad (123)$$

*BABAR* present results for  $c_f$ ,  $\phi_f$ ,  $\mathcal{A}_f$  and  $\beta^{\text{eff}}$  for each resonant contribution, as well as averaged values of  $\mathcal{A}_f$  and  $\beta^{\text{eff}}$  for the entire  $K^+K^-K^0$  Dalitz plot.

### $B^0 \rightarrow \pi^+\pi^-K_s^0$

Studies of  $B^0 \rightarrow \pi^+\pi^-K_s^0$  [316,323] and of the related decay  $B^+ \rightarrow \pi^+\pi^-K^+$  [321,324] show that the decay is dominated by components from intermediate resonances in the  $K\pi$  ( $K^*(892)$ ,  $K_0^*(1430)$ ) and  $\pi\pi$  ( $\rho(770)$ ,  $f_0(980)$ ,  $f_2(1270)$ ) spectra, together with a poorly understood scalar structure that peaks near  $m(\pi\pi) \sim 1300$  MeV/ $c^2$  and is denoted  $f_X(1300)$  (that could be identified as either the  $f_0(1370)$  or  $f_0(1500)$ ), and a large nonresonant component. There is also a contribution from  $\chi_{c0}$ .

The full time-dependent Dalitz plot analysis allows the complex amplitudes of each contributing term to be determined from data, including  $CP$  violation effects. In the *BABAR* analysis [316], the magnitude and phase of each component (for both  $B^0$  and  $\bar{B}^0$  decays) are measured relative to  $B^0 \rightarrow f_0(980)K_s^0$ . These results are translated into quasi-two-body parameters such as  $2\beta_f^{\text{eff}}$ ,  $S_f$ ,  $C_f$  for each  $CP$  eigenstate  $f$ , and direct  $CP$  asymmetries for each flavour-specific state. Relative phase differences between resonant terms are also extracted.

### $B^0 \rightarrow \pi^+\pi^-\pi^0$

The  $B^0 \rightarrow \pi^+\pi^-\pi^0$  decay is dominated by intermediate  $\rho$  resonances. Though it is possible, as above, to determine directly the complex amplitudes for each component, an alternative approach, suggested by Quinn and Silva [345], has been used by both *BABAR* [354] and Belle [355, 356]. The amplitudes for  $B^0$  and  $\bar{B}^0$  to  $\pi^+\pi^-\pi^0$  are written

$$A_{3\pi} = f_+A_+ + f_-A_- + f_0A_0, \quad \bar{A}_{3\pi} = f_+\bar{A}_+ + f_-\bar{A}_- + f_0\bar{A}_0 \quad (124)$$

respectively.  $A_+$ ,  $A_-$  and  $A_0$  represent the complex decay amplitudes for  $B^0 \rightarrow \rho^+\pi^-$ ,  $B^0 \rightarrow \rho^-\pi^+$  and  $B^0 \rightarrow \rho^0\pi^0$  while  $\bar{A}_+$ ,  $\bar{A}_-$  and  $\bar{A}_0$  represent those for  $\bar{B}^0 \rightarrow \rho^+\pi^-$ ,  $\bar{B}^0 \rightarrow \rho^-\pi^+$  and  $\bar{B}^0 \rightarrow \rho^0\pi^0$  respectively.  $f_+$ ,  $f_-$  and  $f_0$  incorporate kinematical and dynamical factors and depend on the Dalitz plot coordinates. The full time-dependent decay distribution can then be written in terms of 27 free parameters, one for each coefficient of the form factor bilinears, as listed in Table 19. These parameters are often referred to as “the  $U$ s and  $I$ s”, and can be expressed in terms of  $A_+$ ,  $A_-$ ,  $A_0$ ,  $\bar{A}_+$ ,  $\bar{A}_-$  and  $\bar{A}_0$ . If the full set of parameters is determined, together with their correlations, other parameters, such as weak and strong phases, direct  $CP$  violation parameters, *etc.*, can be subsequently extracted. Note that one of the parameters (typically  $U_+^+$ ) is often fixed to unity to provide a reference point; this does not affect the analysis.

#### 4.2.5 Time-dependent $CP$ asymmetries in decays to non- $CP$ eigenstates

Consider a non- $CP$  eigenstate  $f$ , and its conjugate  $\bar{f}$ . For neutral  $B$  decays to these final states, there are four amplitudes to consider: those for  $B^0$  to decay to  $f$  and  $\bar{f}$  ( $A_f$  and  $A_{\bar{f}}$ , respectively), and the equivalents for  $\bar{B}^0$  ( $\bar{A}_f$  and  $\bar{A}_{\bar{f}}$ ). If  $CP$  is conserved in the decay, then  $A_f = \bar{A}_{\bar{f}}$  and  $A_{\bar{f}} = \bar{A}_f$ .

The time-dependent decay distributions can be written in many different ways. Here, we follow Sec. 4.2.2 and define  $\lambda_f = \frac{q}{p} \frac{\bar{A}_f}{A_f}$  and  $\lambda_{\bar{f}} = \frac{q}{p} \frac{\bar{A}_{\bar{f}}}{A_{\bar{f}}}$ . The time-dependent  $CP$  asymmetries

Parameter	Description
$U_+^+$	Coefficient of $ f_+ ^2$
$U_0^+$	Coefficient of $ f_0 ^2$
$U_-^+$	Coefficient of $ f_- ^2$
$U_0^-$	Coefficient of $ f_0 ^2 \cos(\Delta m \Delta t)$
$U_-^-$	Coefficient of $ f_- ^2 \cos(\Delta m \Delta t)$
$U_+^-$	Coefficient of $ f_+ ^2 \cos(\Delta m \Delta t)$
$I_0$	Coefficient of $ f_0 ^2 \sin(\Delta m \Delta t)$
$I_-$	Coefficient of $ f_- ^2 \sin(\Delta m \Delta t)$
$I_+$	Coefficient of $ f_+ ^2 \sin(\Delta m \Delta t)$
$U_{+-}^{+,Im}$	Coefficient of $\text{Im}[f_+ f_-^*]$
$U_{+-}^{+,Re}$	Coefficient of $\text{Re}[f_+ f_-^*]$
$U_{+-}^{-,Im}$	Coefficient of $\text{Im}[f_+ f_-^*] \cos(\Delta m \Delta t)$
$U_{+-}^{-,Re}$	Coefficient of $\text{Re}[f_+ f_-^*] \cos(\Delta m \Delta t)$
$I_{+-}^{Im}$	Coefficient of $\text{Im}[f_+ f_-^*] \sin(\Delta m \Delta t)$
$I_{+-}^{Re}$	Coefficient of $\text{Re}[f_+ f_-^*] \sin(\Delta m \Delta t)$
$U_{+0}^{+,Im}$	Coefficient of $\text{Im}[f_+ f_0^*]$
$U_{+0}^{+,Re}$	Coefficient of $\text{Re}[f_+ f_0^*]$
$U_{+0}^{-,Im}$	Coefficient of $\text{Im}[f_+ f_0^*] \cos(\Delta m \Delta t)$
$U_{+0}^{-,Re}$	Coefficient of $\text{Re}[f_+ f_0^*] \cos(\Delta m \Delta t)$
$I_{+0}^{Im}$	Coefficient of $\text{Im}[f_+ f_0^*] \sin(\Delta m \Delta t)$
$I_{+0}^{Re}$	Coefficient of $\text{Re}[f_+ f_0^*] \sin(\Delta m \Delta t)$
$U_{-0}^{+,Im}$	Coefficient of $\text{Im}[f_- f_0^*]$
$U_{-0}^{+,Re}$	Coefficient of $\text{Re}[f_- f_0^*]$
$U_{-0}^{-,Im}$	Coefficient of $\text{Im}[f_- f_0^*] \cos(\Delta m \Delta t)$
$U_{-0}^{-,Re}$	Coefficient of $\text{Re}[f_- f_0^*] \cos(\Delta m \Delta t)$
$I_{-0}^{Im}$	Coefficient of $\text{Im}[f_- f_0^*] \sin(\Delta m \Delta t)$
$I_{-0}^{Re}$	Coefficient of $\text{Re}[f_- f_0^*] \sin(\Delta m \Delta t)$

Table 19: Definitions of the  $U$  and  $I$  coefficients. Modified from [354].

then follow Eq. (118):

$$\mathcal{A}_f(\Delta t) \equiv \frac{\Gamma_{\bar{B}^0 \rightarrow f}(\Delta t) - \Gamma_{B^0 \rightarrow f}(\Delta t)}{\Gamma_{\bar{B}^0 \rightarrow f}(\Delta t) + \Gamma_{B^0 \rightarrow f}(\Delta t)} = S_f \sin(\Delta m \Delta t) - C_f \cos(\Delta m \Delta t), \quad (125)$$

$$\mathcal{A}_{\bar{f}}(\Delta t) \equiv \frac{\Gamma_{\bar{B}^0 \rightarrow \bar{f}}(\Delta t) - \Gamma_{B^0 \rightarrow \bar{f}}(\Delta t)}{\Gamma_{\bar{B}^0 \rightarrow \bar{f}}(\Delta t) + \Gamma_{B^0 \rightarrow \bar{f}}(\Delta t)} = S_{\bar{f}} \sin(\Delta m \Delta t) - C_{\bar{f}} \cos(\Delta m \Delta t), \quad (126)$$

with the definitions of the parameters  $C_f$ ,  $S_f$ ,  $C_{\bar{f}}$  and  $S_{\bar{f}}$ , following Eqs. (119) and (120).

The time-dependent decay rates are given by

$$\Gamma_{\bar{B}^0 \rightarrow f}(\Delta t) = \frac{e^{-|\Delta t|/\tau(B^0)}}{8\tau(B^0)}(1 + \langle \mathcal{A}_{f\bar{f}} \rangle) \{1 + S_f \sin(\Delta m \Delta t) - C_f \cos(\Delta m \Delta t)\}, \quad (127)$$

$$\Gamma_{B^0 \rightarrow f}(\Delta t) = \frac{e^{-|\Delta t|/\tau(B^0)}}{8\tau(B^0)}(1 + \langle \mathcal{A}_{f\bar{f}} \rangle) \{1 - S_f \sin(\Delta m \Delta t) + C_f \cos(\Delta m \Delta t)\}, \quad (128)$$

$$\Gamma_{\bar{B}^0 \rightarrow \bar{f}}(\Delta t) = \frac{e^{-|\Delta t|/\tau(B^0)}}{8\tau(B^0)}(1 - \langle \mathcal{A}_{f\bar{f}} \rangle) \{1 + S_{\bar{f}} \sin(\Delta m \Delta t) - C_{\bar{f}} \cos(\Delta m \Delta t)\}, \quad (129)$$

$$\Gamma_{B^0 \rightarrow \bar{f}}(\Delta t) = \frac{e^{-|\Delta t|/\tau(B^0)}}{8\tau(B^0)}(1 - \langle \mathcal{A}_{f\bar{f}} \rangle) \{1 - S_{\bar{f}} \sin(\Delta m \Delta t) + C_{\bar{f}} \cos(\Delta m \Delta t)\}, \quad (130)$$

where the time-independent parameter  $\langle \mathcal{A}_{f\bar{f}} \rangle$  represents an overall asymmetry in the production of the  $f$  and  $\bar{f}$  final states,<sup>15</sup>

$$\langle \mathcal{A}_{f\bar{f}} \rangle = \frac{\left(|A_f|^2 + |\bar{A}_f|^2\right) - \left(|A_{\bar{f}}|^2 + |\bar{\bar{A}}_f|^2\right)}{\left(|A_f|^2 + |\bar{A}_f|^2\right) + \left(|A_{\bar{f}}|^2 + |\bar{\bar{A}}_f|^2\right)}. \quad (131)$$

Assuming  $|q/p| = 1$ , the parameters  $C_f$  and  $C_{\bar{f}}$  can also be written in terms of the decay amplitudes as follows:

$$C_f = \frac{|A_f|^2 - |\bar{A}_f|^2}{|A_f|^2 + |\bar{A}_f|^2} \quad \text{and} \quad C_{\bar{f}} = \frac{|A_{\bar{f}}|^2 - |\bar{\bar{A}}_f|^2}{|A_{\bar{f}}|^2 + |\bar{\bar{A}}_f|^2}, \quad (132)$$

giving asymmetries in the decay amplitudes of  $B^0$  and  $\bar{B}^0$  to the final states  $f$  and  $\bar{f}$  respectively. In this notation, the direct  $CP$  invariance conditions are  $\langle \mathcal{A}_{f\bar{f}} \rangle = 0$  and  $C_f = -C_{\bar{f}}$ . Note that  $C_f$  and  $C_{\bar{f}}$  are typically non-zero; *e.g.*, for a flavour-specific final state,  $\bar{A}_f = A_{\bar{f}} = 0$  ( $A_f = \bar{\bar{A}}_f = 0$ ), they take the values  $C_f = -C_{\bar{f}} = 1$  ( $C_f = -C_{\bar{f}} = -1$ ).

The coefficients of the sine terms contain information about the weak phase. In the case that each decay amplitude contains only a single weak phase (*i.e.*, no direct  $CP$  violation), these terms can be written

$$S_f = \frac{-2|A_f||\bar{A}_f|\sin(\phi_{\text{mix}} + \phi_{\text{dec}} - \delta_f)}{|A_f|^2 + |\bar{A}_f|^2} \quad \text{and} \quad S_{\bar{f}} = \frac{-2|A_{\bar{f}}||\bar{\bar{A}}_f|\sin(\phi_{\text{mix}} + \phi_{\text{dec}} + \delta_f)}{|A_{\bar{f}}|^2 + |\bar{\bar{A}}_f|^2}, \quad (133)$$

where  $\delta_f$  is the strong phase difference between the decay amplitudes. If there is no  $CP$  violation, the condition  $S_f = -S_{\bar{f}}$  holds. If decay amplitudes with different weak and strong phases contribute, no clean interpretation of  $S_f$  and  $S_{\bar{f}}$  is possible.

Since two of the  $CP$  invariance conditions are  $C_f = -C_{\bar{f}}$  and  $S_f = -S_{\bar{f}}$ , there is motivation for a rotation of the parameters:

$$S_{f\bar{f}} = \frac{S_f + S_{\bar{f}}}{2}, \quad \Delta S_{f\bar{f}} = \frac{S_f - S_{\bar{f}}}{2}, \quad C_{f\bar{f}} = \frac{C_f + C_{\bar{f}}}{2}, \quad \Delta C_{f\bar{f}} = \frac{C_f - C_{\bar{f}}}{2}. \quad (134)$$

---

<sup>15</sup> This parameter is often denoted  $\mathcal{A}_f$  (or  $\mathcal{A}_{CP}$ ), but here we avoid this notation to prevent confusion with the time-dependent  $CP$  asymmetry.

With these parameters, the  $CP$  invariance conditions become  $S_{f\bar{f}} = 0$  and  $C_{f\bar{f}} = 0$ . The parameter  $\Delta C_{f\bar{f}}$  gives a measure of the ‘‘flavour-specificity’’ of the decay:  $\Delta C_{f\bar{f}} = \pm 1$  corresponds to a completely flavour-specific decay, in which no interference between decays with and without mixing can occur, while  $\Delta C_{f\bar{f}} = 0$  results in maximum sensitivity to mixing-induced  $CP$  violation. The parameter  $\Delta S_{f\bar{f}}$  is related to the strong phase difference between the decay amplitudes of  $B^0$  to  $f$  and to  $\bar{f}$ . We note that the observables of Eq. (134) exhibit experimental correlations (typically of  $\sim 20\%$ , depending on the tagging purity, and other effects) between  $S_{f\bar{f}}$  and  $\Delta S_{f\bar{f}}$ , and between  $C_{f\bar{f}}$  and  $\Delta C_{f\bar{f}}$ . On the other hand, the final state specific observables of Eq. (125) tend to have low correlations.

Alternatively, if we recall that the  $CP$  invariance conditions at the decay amplitude level are  $A_f = \bar{A}_{\bar{f}}$  and  $A_{\bar{f}} = \bar{A}_f$ , we are led to consider the parameters [271]

$$\mathcal{A}_{f\bar{f}} = \frac{|\bar{A}_{\bar{f}}|^2 - |A_f|^2}{|\bar{A}_{\bar{f}}|^2 + |A_f|^2} \quad \text{and} \quad \mathcal{A}_{\bar{f}f} = \frac{|\bar{A}_f|^2 - |A_{\bar{f}}|^2}{|\bar{A}_f|^2 + |A_{\bar{f}}|^2}. \quad (135)$$

These are sometimes considered more physically intuitive parameters since they characterize direct  $CP$  violation in decays with particular topologies. For example, in the case of  $B^0 \rightarrow \rho^\pm \pi^\mp$  (choosing  $f = \rho^+ \pi^-$  and  $\bar{f} = \rho^- \pi^+$ ),  $\mathcal{A}_{f\bar{f}}$  (also denoted  $\mathcal{A}_{\rho\pi^-}$ ) parameterizes direct  $CP$  violation in decays in which the produced  $\rho$  meson does not contain the spectator quark, while  $\mathcal{A}_{\bar{f}f}$  (also denoted  $\mathcal{A}_{\rho\pi^+}$ ) parameterizes direct  $CP$  violation in decays in which it does. Note that we have again followed the sign convention that the asymmetry is the difference between the rate involving a  $b$  quark and that involving a  $\bar{b}$  quark, *cf.* Eq. (115). Of course, these parameters are not independent of the other sets of parameters given above, and can be written

$$\mathcal{A}_{f\bar{f}} = -\frac{\langle \mathcal{A}_{f\bar{f}} \rangle + C_{f\bar{f}} + \langle \mathcal{A}_{f\bar{f}} \rangle \Delta C_{f\bar{f}}}{1 + \Delta C_{f\bar{f}} + \langle \mathcal{A}_{f\bar{f}} \rangle C_{f\bar{f}}} \quad \text{and} \quad \mathcal{A}_{\bar{f}f} = \frac{-\langle \mathcal{A}_{f\bar{f}} \rangle + C_{f\bar{f}} + \langle \mathcal{A}_{f\bar{f}} \rangle \Delta C_{f\bar{f}}}{-1 + \Delta C_{f\bar{f}} + \langle \mathcal{A}_{f\bar{f}} \rangle C_{f\bar{f}}}. \quad (136)$$

They usually exhibit strong correlations.

We now consider the various notations which have been used in experimental studies of time-dependent  $CP$  asymmetries in decays to non- $CP$  eigenstates.

### $B^0 \rightarrow D^{*\pm} D^\mp$

The above set of parameters ( $\langle \mathcal{A}_{f\bar{f}} \rangle, C_f, S_f, C_{\bar{f}}, S_{\bar{f}}$ ), has been used by both *BABAR* [327] and *Belle* [331] in the  $D^{*\pm} D^\mp$  system ( $f = D^{*+} D^-$ ,  $\bar{f} = D^{*-} D^+$ ). However, slightly different names for the parameters are used: *BABAR* uses ( $\mathcal{A}, C_{+-}, S_{+-}, C_{-+}, S_{-+}$ ); *Belle* uses ( $\mathcal{A}, C_+, S_+, C_-, S_-$ ). In this document, we follow the notation used by *BABAR*.

### $B^0 \rightarrow \rho^\pm \pi^\mp$

In the  $\rho^\pm \pi^\mp$  system, the ( $\langle \mathcal{A}_{f\bar{f}} \rangle, C_{f\bar{f}}, S_{f\bar{f}}, \Delta C_{f\bar{f}}, \Delta S_{f\bar{f}}$ ) set of parameters has been used originally by *BABAR* [352] and *Belle* [353], in the Q2B approximation; the exact names<sup>16</sup> used in this case are ( $\mathcal{A}_{CP}^{\rho\pi}, C_{\rho\pi}, S_{\rho\pi}, \Delta C_{\rho\pi}, \Delta S_{\rho\pi}$ ), and these names are also used in this document.

Since  $\rho^\pm \pi^\mp$  is reconstructed in the final state  $\pi^+ \pi^- \pi^0$ , the interference between the  $\rho$  resonances can provide additional information about the phases (see Sec. 4.2.4). Both *BABAR* [354] and *Belle* [355, 356] have performed time-dependent Dalitz plot analyses, from which the weak

<sup>16</sup> *BABAR* has used the notations  $A_{CP}^{\rho\pi}$  [352] and  $\mathcal{A}_{\rho\pi}$  [354] in place of  $\mathcal{A}_{CP}^{\rho\pi}$ .



phase  $\alpha$  is directly extracted. In such an analysis, the measured Q2B parameters are also naturally corrected for interference effects. See Sec. 4.2.4.

$$B^0 \rightarrow D^\pm \pi^\mp, D^{*\pm} \pi^\mp, D^\pm \rho^\mp$$

Time-dependent  $CP$  analyses have also been performed for the final states  $D^\pm \pi^\mp$ ,  $D^{*\pm} \pi^\mp$  and  $D^\pm \rho^\mp$ . In these theoretically clean cases, no penguin contributions are possible, so there is no direct  $CP$  violation. Furthermore, due to the smallness of the ratio of the magnitudes of the suppressed ( $b \rightarrow u$ ) and favoured ( $b \rightarrow c$ ) amplitudes (denoted  $R_f$ ), to a very good approximation,  $C_f = -C_{\bar{f}} = 1$  (using  $f = D^{(*)-} h^+$ ,  $\bar{f} = D^{(*)+} h^-$   $h = \pi, \rho$ ), and the coefficients of the sine terms are given by

$$S_f = -2R_f \sin(\phi_{\text{mix}} + \phi_{\text{dec}} - \delta_f) \quad \text{and} \quad S_{\bar{f}} = -2R_f \sin(\phi_{\text{mix}} + \phi_{\text{dec}} + \delta_f). \quad (137)$$

Thus weak phase information can be cleanly obtained from measurements of  $S_f$  and  $S_{\bar{f}}$ , although external information on at least one of  $R_f$  or  $\delta_f$  is necessary. (Note that  $\phi_{\text{mix}} + \phi_{\text{dec}} = 2\beta + \gamma$  for all the decay modes in question, while  $R_f$  and  $\delta_f$  depend on the decay mode.)

Again, different notations have been used in the literature. *BABAR* [361, 363] defines the time-dependent probability function by

$$f^\pm(\eta, \Delta t) = \frac{e^{-|\Delta t|/\tau}}{4\tau} [1 \mp S_\zeta \sin(\Delta m \Delta t) \mp \eta C_\zeta \cos(\Delta m \Delta t)], \quad (138)$$

where the upper (lower) sign corresponds to the tagging meson being a  $B^0$  ( $\bar{B}^0$ ). [Note here that a tagging  $B^0$  ( $\bar{B}^0$ ) corresponds to  $-S_\zeta$  ( $+S_\zeta$ ).] The parameters  $\eta$  and  $\zeta$  take the values  $+1$  and  $-1$  ( $-1$  and  $-1$ ) when the final state is, *e.g.*,  $D^- \pi^+$  ( $D^+ \pi^-$ ). However, in the fit, the substitutions  $C_\zeta = 1$  and  $S_\zeta = a \mp \eta b_i - \eta c_i$  are made.<sup>17</sup> [Note that, neglecting  $b$  terms,  $S_+ = a - c$  and  $S_- = a + c$ , so that  $a = (S_+ + S_-)/2$ ,  $c = (S_- - S_+)/2$ , in analogy to the parameters of Eq. (134).] The subscript  $i$  denotes the tagging category. These are motivated by the possibility of  $CP$  violation on the tag side [366], which is absent for semileptonic  $B$  decays (mostly lepton tags). The parameter  $a$  is not affected by tag side  $CP$  violation. The parameter  $b$  only depends on tag side  $CP$  violation parameters and is not directly useful for determining UT angles. A clean interpretation of the  $c$  parameter is only possible for lepton-tagged events, so the *BABAR* measurements report  $c$  measured with those events only.

The parameters used by Belle in the analysis using partially reconstructed  $B$  decays [364], are similar to the  $S_\zeta$  parameters defined above. However, in the Belle convention, a tagging  $B^0$  corresponds to a  $+$  sign in front of the sine coefficient; furthermore the correspondence between the super/subscript and the final state is opposite, so that  $S_\pm$  (*BABAR*) =  $-S^\mp$  (Belle). In this analysis, only lepton tags are used, so there is no effect from tag side  $CP$  violation. In the Belle analysis using fully reconstructed  $B$  decays [365], this effect is measured and taken into account using  $D^* l \nu$  decays; in neither Belle analysis are the  $a$ ,  $b$  and  $c$  parameters used. In the latter case, the measured parameters are  $2R_{D^{(*)}\pi} \sin(2\phi_1 + \phi_3 \pm \delta_{D^{(*)}\pi})$ ; the definition is such that  $S^\pm$  (Belle) =  $-2R_{D^*\pi} \sin(2\phi_1 + \phi_3 \pm \delta_{D^*\pi})$ . However, the definition includes an angular momentum factor  $(-1)^L$  [367], and so for the results in the  $D\pi$  system, there is an additional factor of  $-1$  in the conversion.

Explicitly, the conversion then reads as given in Table 20, where we have neglected the  $b_i$  terms used by *BABAR* (which are zero in the absence of tag side  $CP$  violation). For the averages

<sup>17</sup> The subscript  $i$  denotes tagging category.

Table 20: Conversion between the various notations used for  $CP$  violation parameters in the  $D^\pm\pi^\mp$ ,  $D^{*\pm}\pi^\mp$  and  $D^\pm\rho^\mp$  systems. The  $b_i$  terms used by *BABAR* have been neglected. Recall that  $(\alpha, \beta, \gamma) = (\phi_2, \phi_1, \phi_3)$ .

	<i>BABAR</i>	Belle partial rec.	Belle full rec.
$S_{D^+\pi^-}$	$-S_- = -(a + c_i)$	N/A	$2R_{D\pi} \sin(2\phi_1 + \phi_3 + \delta_{D\pi})$
$S_{D^-\pi^+}$	$-S_+ = -(a - c_i)$	N/A	$2R_{D\pi} \sin(2\phi_1 + \phi_3 - \delta_{D\pi})$
$S_{D^{*+}\pi^-}$	$-S_- = -(a + c_i)$	$S^+$	$-2R_{D^*\pi} \sin(2\phi_1 + \phi_3 + \delta_{D^*\pi})$
$S_{D^{*-}\pi^+}$	$-S_+ = -(a - c_i)$	$S^-$	$-2R_{D^*\pi} \sin(2\phi_1 + \phi_3 - \delta_{D^*\pi})$
$S_{D^+\rho^-}$	$-S_- = -(a + c_i)$	N/A	N/A
$S_{D^-\rho^+}$	$-S_+ = -(a - c_i)$	N/A	N/A

Table 21: Translations used to convert the parameters measured by Belle to the parameters used for averaging in this document. The angular momentum factor  $L$  is  $-1$  for  $D^*\pi$  and  $+1$  for  $D\pi$ . Recall that  $(\alpha, \beta, \gamma) = (\phi_2, \phi_1, \phi_3)$ .

	$D^*\pi$ partial rec.	$D^{(*)}\pi$ full rec.
$a$	$-(S^+ + S^-)$	$\frac{1}{2}(-1)^{L+1} (2R_{D^{(*)}\pi} \sin(2\phi_1 + \phi_3 + \delta_{D^{(*)}\pi}) + 2R_{D^{(*)}\pi} \sin(2\phi_1 + \phi_3 - \delta_{D^{(*)}\pi}))$
$c$	$-(S^+ - S^-)$	$\frac{1}{2}(-1)^{L+1} (2R_{D^{(*)}\pi} \sin(2\phi_1 + \phi_3 + \delta_{D^{(*)}\pi}) - 2R_{D^{(*)}\pi} \sin(2\phi_1 + \phi_3 - \delta_{D^{(*)}\pi}))$

in this document, we use the  $a$  and  $c$  parameters, and give the explicit translations used in Table 21. It is to be fervently hoped that the experiments will converge on a common notation in future.

### *Time-dependent asymmetries in radiative $B$ decays*

As a special case of decays to non- $CP$  eigenstates, let us consider radiative  $B$  decays. Here, the emitted photon has a distinct helicity, which is in principle observable, but in practice is not usually measured. Thus the measured time-dependent decay rates are given by [334, 335]

$$\begin{aligned} \Gamma_{\overline{B}^0 \rightarrow X\gamma}(\Delta t) &= \Gamma_{\overline{B}^0 \rightarrow X\gamma_L}(\Delta t) + \Gamma_{\overline{B}^0 \rightarrow X\gamma_R}(\Delta t) \\ &= \frac{e^{-|\Delta t|/\tau(B^0)}}{4\tau(B^0)} \{1 + (S_L + S_R) \sin(\Delta m\Delta t) - (C_L + C_R) \cos(\Delta m\Delta t)\}, \end{aligned} \quad (139)$$

$$\begin{aligned} \Gamma_{B^0 \rightarrow X\gamma}(\Delta t) &= \Gamma_{B^0 \rightarrow X\gamma_L}(\Delta t) + \Gamma_{B^0 \rightarrow X\gamma_R}(\Delta t) \\ &= \frac{e^{-|\Delta t|/\tau(B^0)}}{4\tau(B^0)} \{1 - (S_L + S_R) \sin(\Delta m\Delta t) + (C_L + C_R) \cos(\Delta m\Delta t)\}, \end{aligned} \quad (140)$$

where in place of the subscripts  $f$  and  $\overline{f}$  we have used  $L$  and  $R$  to indicate the photon helicity. In order for interference between decays with and without  $B^0$ - $\overline{B}^0$  mixing to occur, the  $X$  system must not be flavour-specific, *e.g.*, in case of  $B^0 \rightarrow K^{*0}\gamma$ , the final state must be  $K_s^0\pi^0\gamma$ . The sign of the sine term depends on the  $C$  eigenvalue of the  $X$  system. At leading order, the photons from  $b \rightarrow q\gamma$  ( $\overline{b} \rightarrow \overline{q}\gamma$ ) are predominantly left (right) polarized, with corrections of order of  $m_q/m_b$ , thus interference effects are suppressed. Higher order effects can lead to corrections of order  $\Lambda_{\text{QCD}}/m_b$  [336, 337], though explicit calculations indicate such corrections are small for

exclusive final states [338, 339]. The predicted smallness of the  $S$  terms in the Standard Model results in sensitivity to new physics contributions.

#### 4.2.6 Time-dependent $CP$ asymmetries in the $B_s$ System

A complete analysis of the time-dependent decay rates of neutral  $B$  mesons must also take into account the lifetime difference between the eigenstates of the effective Hamiltonian, denoted by  $\Delta\Gamma$ . This is particularly important in the  $B_s$  system, since non-negligible values of  $\Delta\Gamma_s$  are expected (see Section 3.3 for the latest experimental constraints). Neglecting  $CP$  violation in mixing, the relevant replacements for Eqs. 116 & 117 are [280]

$$\Gamma_{\bar{B}_s \rightarrow f}(\Delta t) = \mathcal{N} \frac{e^{-|\Delta t|/\tau(B_s^0)}}{4\tau(B_s^0)} \left[ \cosh\left(\frac{\Delta\Gamma\Delta t}{2}\right) + \frac{2\text{Im}(\lambda_f)}{1+|\lambda_f|^2} \sin(\Delta m\Delta t) - \frac{1-|\lambda_f|^2}{1+|\lambda_f|^2} \cos(\Delta m\Delta t) - \frac{2\text{Re}(\lambda_f)}{1+|\lambda_f|^2} \sinh\left(\frac{\Delta\Gamma\Delta t}{2}\right) \right], \quad (141)$$

and

$$\Gamma_{B_s^0 \rightarrow f}(\Delta t) = \mathcal{N} \frac{e^{-|\Delta t|/\tau(B_s^0)}}{4\tau(B_s^0)} \left[ \cosh\left(\frac{\Delta\Gamma\Delta t}{2}\right) - \frac{2\text{Im}(\lambda_f)}{1+|\lambda_f|^2} \sin(\Delta m\Delta t) + \frac{1-|\lambda_f|^2}{1+|\lambda_f|^2} \cos(\Delta m\Delta t) - \frac{2\text{Re}(\lambda_f)}{1+|\lambda_f|^2} \sinh\left(\frac{\Delta\Gamma\Delta t}{2}\right) \right]. \quad (142)$$

To be consistent with our earlier notation,<sup>18</sup> we write here the coefficient of the sinh term as

$$A_f^{\Delta\Gamma} = -\frac{2\text{Re}(\lambda_f)}{1+|\lambda_f|^2}. \quad (143)$$

A complete, tagged, time-dependent analysis of  $CP$  asymmetries in  $B_s$  decays to a  $CP$  eigenstate  $f$  can thus obtain the parameters  $S_f$ ,  $C_f$  and  $A_f^{\Delta\Gamma}$ . Note that

$$(S_f)^2 + (C_f)^2 + (A_f^{\Delta\Gamma})^2 = 1. \quad (144)$$

Since these parameters have sensitivity to both  $\text{Im}(\lambda_f)$  and  $\text{Re}(\lambda_f)$ , alternative choices of parametrization, including those directly involving  $CP$  violating phases (such as  $\beta_s$ ), are possible. These can also be adopted for vector-vector final states.

The *untagged* time-dependent decay rate is given by

$$\Gamma_{\bar{B}_s \rightarrow f}(\Delta t) + \Gamma_{B_s^0 \rightarrow f}(\Delta t) = \mathcal{N} \frac{e^{-|\Delta t|/\tau(B_s^0)}}{2\tau(B_s^0)} \left[ \cosh\left(\frac{\Delta\Gamma\Delta t}{2}\right) - \frac{2\text{Re}(\lambda_f)}{1+|\lambda_f|^2} \sinh\left(\frac{\Delta\Gamma\Delta t}{2}\right) \right]. \quad (145)$$

With the requirement  $\int_{-\infty}^{+\infty} \Gamma_{\bar{B}_s \rightarrow f}(\Delta t) + \Gamma_{B_s^0 \rightarrow f}(\Delta t) d(\Delta t) = 1$ , the normalization factor  $\mathcal{N}$  is fixed to  $1 - (\frac{\Delta\Gamma}{2\Gamma})^2$ . Note that an untagged time-dependent analysis can probe  $\lambda_f$ , through  $\text{Re}(\lambda_f)$ , when  $\Delta\Gamma \neq 0$ . The tagged analysis is, of course, more sensitive.

Other expressions can be similarly modified to take into account non-zero lifetime differences. Note that when the final state contains a mixture of  $CP$ -even and  $CP$ -odd states (as, for example, for vector-vector or multibody self-conjugate states), that  $\text{Re}(\lambda_f)$  contains terms proportional to both the sine and cosine of the weak phase difference, albeit with rather different sensitivities.

---

<sup>18</sup> As ever, alternative and conflicting notations appear in the literature. One popular alternative notation for this parameter is  $\mathcal{A}_{\Delta\Gamma}$ . Particular care must be taken over the signs.

### 4.2.7 Asymmetries in $B \rightarrow D^{(*)}K^{(*)}$ decays

$CP$  asymmetries in  $B \rightarrow D^{(*)}K^{(*)}$  decays are sensitive to  $\gamma$ . The neutral  $D^{(*)}$  meson produced is an admixture of  $D^{(*)0}$  (produced by a  $b \rightarrow c$  transition) and  $\bar{D}^{(*)0}$  (produced by a colour-suppressed  $b \rightarrow u$  transition) states. If the final state is chosen so that both  $D^{(*)0}$  and  $\bar{D}^{(*)0}$  can contribute, the two amplitudes interfere, and the resulting observables are sensitive to  $\gamma$ , the relative weak phase between the two  $B$  decay amplitudes [368]. Various methods have been proposed to exploit this interference, including those where the neutral  $D$  meson is reconstructed as a  $CP$  eigenstate (GLW) [369, 370], in a suppressed final state (ADS) [371, 372], or in a self-conjugate three-body final state, such as  $K_S^0\pi^+\pi^-$  (Dalitz) [373, 374]. It should be emphasised that while each method differs in the choice of  $D$  decay, they are all sensitive to the same parameters of the  $B$  decay, and can be considered as variations of the same technique.

Consider the case of  $B^\mp \rightarrow DK^\mp$ , with  $D$  decaying to a final state  $f$ , which is accessible to both  $D^0$  and  $\bar{D}^0$ . We can write the decay rates for  $B^-$  and  $B^+$  ( $\Gamma_\mp$ ), the charge averaged rate ( $\Gamma = (\Gamma_- + \Gamma_+)/2$ ) and the charge asymmetry ( $\mathcal{A} = (\Gamma_- - \Gamma_+)/(\Gamma_- + \Gamma_+)$ , see Eq. (115)) as

$$\Gamma_\mp \propto r_B^2 + r_D^2 + 2r_B r_D \cos(\delta_B + \delta_D \mp \gamma), \quad (146)$$

$$\Gamma \propto r_B^2 + r_D^2 + 2r_B r_D \cos(\delta_B + \delta_D) \cos(\gamma), \quad (147)$$

$$\mathcal{A} = \frac{2r_B r_D \sin(\delta_B + \delta_D) \sin(\gamma)}{r_B^2 + r_D^2 + 2r_B r_D \cos(\delta_B + \delta_D) \cos(\gamma)}, \quad (148)$$

where the ratio of  $B$  decay amplitudes<sup>19</sup> is usually defined to be less than one,

$$r_B = \frac{|A(B^- \rightarrow \bar{D}^0 K^-)|}{|A(B^- \rightarrow D^0 K^-)|}, \quad (149)$$

and the ratio of  $D$  decay amplitudes is correspondingly defined by

$$r_D = \frac{|A(D^0 \rightarrow f)|}{|A(\bar{D}^0 \rightarrow f)|}. \quad (150)$$

The strong phase differences between the  $B$  and  $D$  decay amplitudes are given by  $\delta_B$  and  $\delta_D$ , respectively. The values of  $r_D$  and  $\delta_D$  depend on the final state  $f$ : for the GLW analysis,  $r_D = 1$  and  $\delta_D$  is trivial (either zero or  $\pi$ ), in the Dalitz plot analysis  $r_D$  and  $\delta_D$  vary across the Dalitz plot, and depend on the  $D$  decay model used, for the ADS analysis, the values of  $r_D$  and  $\delta_D$  are not trivial.

Note that, for given values of  $r_B$  and  $r_D$ , the maximum size of  $\mathcal{A}$  (at  $\sin(\delta_B + \delta_D) = 1$ ) is  $2r_B r_D \sin(\gamma) / (r_B^2 + r_D^2)$ . Thus even for  $D$  decay modes with small  $r_D$ , large asymmetries, and hence sensitivity to  $\gamma$ , may occur for  $B$  decay modes with similar values of  $r_B$ . For this reason, the ADS analysis of the decay  $B^\mp \rightarrow D\pi^\mp$  is also of interest.

In the GLW analysis, the measured quantities are the partial rate asymmetry, and the charge averaged rate, which are measured both for  $CP$ -even and  $CP$ -odd  $D$  decays. For the latter, it is experimentally convenient to measure a double ratio,

$$R_{CP} = \frac{\Gamma(B^- \rightarrow D_{CP} K^-) / \Gamma(B^- \rightarrow D^0 K^-)}{\Gamma(B^- \rightarrow D_{CP} \pi^-) / \Gamma(B^- \rightarrow D^0 \pi^-)} \quad (151)$$

<sup>19</sup> Note that here we use the notation  $r_B$  to denote the ratio of  $B$  decay amplitudes, whereas in Sec. 4.2.5 we used, *e.g.*,  $R_{D\pi}$ , for a rather similar quantity. The reason is that here we need to be concerned also with  $D$  decay amplitudes, and so it is convenient to use the subscript to denote the decaying particle. Hopefully, using  $r$  in place of  $R$  will help reduce potential confusion.

that is normalized both to the rate for the favoured  $D^0 \rightarrow K^- \pi^+$  decay, and to the equivalent quantities for  $B^- \rightarrow D \pi^-$  decays (charge conjugate modes are implicitly included in Eq. (151)). In this way the constant of proportionality drops out of Eq. (147).

For the ADS analysis, using a suppressed  $D \rightarrow f$  decay, the measured quantities are again the partial rate asymmetry, and the charge averaged rate. In this case it is sufficient to measure the rate in a single ratio (normalized to the favoured  $D \rightarrow \bar{f}$  decay) since detection systematics cancel naturally; the observed quantity is then

$$R_{\text{ADS}} = \frac{\Gamma(B^- \rightarrow [f]_D K^-)}{\Gamma(B^- \rightarrow [\bar{f}]_D K^-)}. \quad (152)$$

In the ADS analysis, there are an additional two unknowns ( $r_D$  and  $\delta_D$ ) compared to the GLW case. However, the value of  $r_D$  can be measured using decays of  $D$  mesons of known flavour.

In the Dalitz plot analysis, once a model is assumed for the  $D$  decay, which gives the values of  $r_D$  and  $\delta_D$  across the Dalitz plot, it is possible to perform a simultaneous fit to the  $B^+$  and  $B^-$  samples and directly extract  $\gamma$ ,  $r_B$  and  $\delta_B$ . However, the uncertainties on the phases depend approximately inversely on  $r_B$ . Furthermore,  $r_B$  is positive definite (and small), and therefore tends to be overestimated, which can lead to an underestimation of the uncertainty. Some statistical treatment is necessary to correct for this bias. An alternative approach is to extract from the data the ‘‘Cartesian’’ variables

$$(x_{\pm}, y_{\pm}) = (\text{Re}(r_B e^{i(\delta_B \pm \gamma)}), \text{Im}(r_B e^{i(\delta_B \pm \gamma)})) = (r_B \cos(\delta_B \pm \gamma), r_B \sin(\delta_B \pm \gamma)). \quad (153)$$

These are (a) approximately statistically uncorrelated and (b) almost Gaussian. The pairs of variables  $(x_{\pm}, y_{\pm})$  can be extracted from independent fits of the  $B^{\pm}$  data samples. Use of these variables makes the combination of results much simpler.

However, if the Dalitz plot is effectively dominated by one  $CP$  state, there will be additional sensitivity to  $\gamma$  in the numbers of events in the  $B^{\pm}$  data samples. This can be taken into account in various ways. One possibility is to extract GLW-like variables in addition to the  $(x_{\pm}, y_{\pm})$  parameters. An alternative proceeds by defining  $z_{\pm} = x_{\pm} + iy_{\pm}$  and  $x_0 = -\int \text{Re}[f(s_1, s_2) f^*(s_2, s_1)] ds_1 ds_2$ , where  $s_1, s_2$  are the coordinates of invariant mass squared that define the Dalitz plot and  $f$  is the complex amplitude for  $D$  decay as a function of the Dalitz plot coordinates.<sup>20</sup> The fitted parameters  $(\rho^{\pm}, \theta^{\pm})$  are then defined by

$$\rho^{\pm} e^{i\theta^{\pm}} = z_{\pm} - x_0. \quad (154)$$

Note that the yields of  $B^{\pm}$  decays are proportional to  $1 + (\rho^{\pm})^2 - (x_0)^2$ . This choice of variables has been used by *BABAR* in the analysis of  $B^{\mp} \rightarrow DK^{\mp}$  with  $D \rightarrow \pi^+ \pi^- \pi^0$  [391]; for this  $D$  decay,  $x_0 = 0.850$ .

The relations between the measured quantities and the underlying parameters are summarized in Table 22. Note carefully that the hadronic factors  $r_B$  and  $\delta_B$  are different, in general, for each  $B$  decay mode.

### 4.3 Common inputs and error treatment

The common inputs used for rescaling are listed in Table 23. The  $B^0$  lifetime ( $\tau(B^0)$ ) and mixing parameter ( $\Delta m_d$ ) averages are provided by the HFAG Lifetimes and Oscillations subgroup

<sup>20</sup> The  $x_0$  parameter is closely related to the  $c_i$  parameters of the model dependent Dalitz plot analysis [373, 375, 376], and the coherence factor of inclusive ADS-type analyses [377], integrated over the entire Dalitz plot.

Table 22: Summary of relations between measured and physical parameters in GLW, ADS and Dalitz analyses of  $B \rightarrow D^{(*)}K^{(*)}$ .

GLW analysis	
$R_{CP\pm}$	$1 + r_B^2 \pm 2r_B \cos(\delta_B) \cos(\gamma)$
$A_{CP\pm}$	$\pm 2r_B \sin(\delta_B) \sin(\gamma) / R_{CP\pm}$
ADS analysis	
$R_{\text{ADS}}$	$r_B^2 + r_D^2 + 2r_B r_D \cos(\delta_B + \delta_D) \cos(\gamma)$
$A_{\text{ADS}}$	$2r_B r_D \sin(\delta_B + \delta_D) \sin(\gamma) / R_{\text{ADS}}$
Dalitz analysis ( $D \rightarrow K_s^0 \pi^+ \pi^-$ )	
$x_{\pm}$	$r_B \cos(\delta_B \pm \gamma)$
$y_{\pm}$	$r_B \sin(\delta_B \pm \gamma)$
Dalitz analysis ( $D \rightarrow \pi^+ \pi^- \pi^0$ )	
$\rho^{\pm}$	$ z_{\pm} - x_0 $
$\theta^{\pm}$	$\tan^{-1}(\text{Im}(z_{\pm}) / (\text{Re}(z_{\pm}) - x_0))$

(Sec. 3). The fraction of the perpendicularly polarized component ( $|A_{\perp}|^2$ ) in  $B \rightarrow J/\psi K^*$  (892) decays, which determines the  $CP$  composition, is averaged from results by *BABAR* [263] and *Belle* [264]. See also HFAG  $B$  to Charm Decay Parameters subgroup (Sec. 6).

At present, we only rescale to a common set of input parameters for modes with reasonably small statistical errors ( $b \rightarrow c\bar{c}s$  transitions). Correlated systematic errors are taken into account in these modes as well. For all other modes, the effect of such a procedure is currently negligible.

Table 23: Common inputs used in calculating the averages.

$\tau(B^0)$ (ps)	$1.527 \pm 0.008$
$\Delta m_d$ ( $\text{ps}^{-1}$ )	$0.508 \pm 0.004$
$ A_{\perp} ^2$ ( $J/\psi K^*$ )	$0.219 \pm 0.009$

As explained in Sec. 1, we do not apply a rescaling factor on the error of an average that has  $\chi^2/\text{dof} > 1$  (unlike the procedure currently used by the PDG [3]). We provide a confidence level of the fit so that one can know the consistency of the measurements included in the average, and attach comments in case some care needs to be taken in the interpretation. Note that, in general, results obtained from data samples with low statistics will exhibit some non-Gaussian behaviour. We average measurements with asymmetric errors using the PDG [3] prescription. In cases where several measurements are correlated (*e.g.*  $S_f$  and  $C_f$  in measurements of time-dependent  $CP$  violation in  $B$  decays to a particular  $CP$  eigenstate) we take these into account in the averaging procedure if the uncertainties are sufficiently Gaussian. For measurements where one error is given, it represents the total error, where statistical and systematic uncertainties have been added in quadrature. If two errors are given, the first is statistical and the second systematic. If more than two errors are given, the origin of the additional uncertainty will be explained in the text.

## 4.4 Time-dependent asymmetries in $b \rightarrow c\bar{c}s$ transitions

### 4.4.1 Time-dependent $CP$ asymmetries in $b \rightarrow c\bar{c}s$ decays to $CP$ eigenstates

In the Standard Model, the time-dependent parameters for  $b \rightarrow c\bar{c}s$  transitions are predicted to be:  $S_{b \rightarrow c\bar{c}s} = -\eta \sin(2\beta)$ ,  $C_{b \rightarrow c\bar{c}s} = 0$  to very good accuracy. The averages for  $-\eta S_{b \rightarrow c\bar{c}s}$  and  $C_{b \rightarrow c\bar{c}s}$  are provided in Table 24. The averages for  $-\eta S_{b \rightarrow c\bar{c}s}$  are shown in Fig. 11.

Both *BABAR* and Belle have used the  $\eta = -1$  modes  $J/\psi K_S^0$ ,  $\psi(2S)K_S^0$ ,  $\chi_{c1}K_S^0$  and  $\eta_c K_S^0$ , as well as  $J/\psi K_L^0$ , which has  $\eta = +1$  and  $J/\psi K^{*0}(892)$ , which is found to have  $\eta$  close to  $+1$  based on the measurement of  $|A_\perp|$  (see Sec. 4.3). ALEPH, OPAL and CDF used only the  $J/\psi K_S^0$  final state. In the latest result from Belle [266], only  $J/\psi K_S^0$  and  $J/\psi K_L^0$  are used, while results from  $\psi(2S)K_S^0$  have been presented separately [267]. A breakdown of results in each charmonium-kaon final state is given in Table 25.

Table 24:  $S_{b \rightarrow c\bar{c}s}$  and  $C_{b \rightarrow c\bar{c}s}$ .

Experiment	$N(B\bar{B})$	$-\eta S_{b \rightarrow c\bar{c}s}$	$C_{b \rightarrow c\bar{c}s}$
<i>BABAR</i> [265]	384M	$0.714 \pm 0.032 \pm 0.018$	$0.049 \pm 0.022 \pm 0.017$
Belle $J/\psi K^0$ [266]	535M	$0.642 \pm 0.031 \pm 0.017$	$-0.018 \pm 0.021 \pm 0.014$
Belle $\psi(2S)K_S^0$ [267]	657M	$0.718 \pm 0.090 \pm 0.033$	$-0.039 \pm 0.069 \pm 0.049$
<b>B factory average</b>		$0.680 \pm 0.025$	$0.012 \pm 0.020$
Confidence level		<b>0.33</b>	<b>0.10</b>
ALEPH [268]	–	$0.84^{+0.82}_{-1.04} \pm 0.16$	–
OPAL [269]	–	$3.2^{+1.8}_{-2.0} \pm 0.5$	–
CDF [270]	–	$0.79^{+0.41}_{-0.44}$	–
<b>Average</b>		$0.681 \pm 0.025$	$0.012 \pm 0.020$

It should be noted that, while the uncertainty in the average for  $-\eta S_{b \rightarrow c\bar{c}s}$  is still limited by statistics, that for  $C_{b \rightarrow c\bar{c}s}$  is close to being dominated by systematics. This occurs due to the possible effect of tag side interference on the  $C_{b \rightarrow c\bar{c}s}$  measurement, an effect which is correlated between the different experiments. Understanding of this effect may continue to improve in future, allowing the uncertainty to reduce.

From the average for  $-\eta S_{b \rightarrow c\bar{c}s}$  above, we obtain the following solutions for  $\beta$  (in  $[0, \pi]$ ):

$$\beta = (21.5 \pm 1.0)^\circ \quad \text{or} \quad \beta = (68.5 \pm 1.0)^\circ \quad (155)$$

In radians, these values are  $\beta = (0.38 \pm 0.02)$ ,  $\beta = (1.20 \pm 0.02)$ .

This result gives a precise constraint on the  $(\bar{\rho}, \bar{\eta})$  plane, as shown in Fig. 11. The measurement is in remarkable agreement with other constraints from  $CP$  conserving quantities, and with  $CP$  violation in the kaon system, in the form of the parameter  $\epsilon_K$ . Such comparisons have been performed by various phenomenological groups, such as CKMfitter [271] and UTFit [272].

### 4.4.2 Time-dependent transversity analysis of $B^0 \rightarrow J/\psi K^{*0}$

$B$  meson decays to the vector-vector final state  $J/\psi K^{*0}$  are also mediated by the  $b \rightarrow c\bar{c}s$  transition. When a final state which is not flavour-specific ( $K^{*0} \rightarrow K_S^0 \pi^0$ ) is used, a time-dependent transversity analysis can be performed allowing sensitivity to both  $\sin(2\beta)$  and

Table 25: Breakdown of  $B$  factory results on  $S_{b \rightarrow c\bar{c}s}$  and  $C_{b \rightarrow c\bar{c}s}$ .

Mode		$N(B\bar{B})$	$-\eta S_{b \rightarrow c\bar{c}s}$	$C_{b \rightarrow c\bar{c}s}$
<i>BABAR</i>				
$J/\psi K_S^0$	[265]	384M	$0.686 \pm 0.039 \pm 0.015$	$0.051 \pm 0.027 \pm 0.015$
$J/\psi K_L^0$	[265]	384M	$0.735 \pm 0.074 \pm 0.067$	$-0.063 \pm 0.062 \pm 0.030$
$\mathbf{J/\psi K^0}$	[265]	384M	$0.697 \pm 0.035 \pm 0.016$	$0.035 \pm 0.025 \pm 0.018$
$\psi(2S)K_S^0$	[265]	384M	$0.947 \pm 0.112 \pm 0.062$	$0.142 \pm 0.079 \pm 0.047$
$\chi_{c1}K_S^0$	[265]	384M	$0.759 \pm 0.170 \pm 0.037$	$0.339 \pm 0.102 \pm 0.104$
$\eta_c K_S^0$	[265]	384M	$0.778 \pm 0.195 \pm 0.093$	$0.053 \pm 0.141 \pm 0.037$
$J/\psi K^{*0}(892)$	[265]	384M	$0.477 \pm 0.271 \pm 0.155$	$0.047 \pm 0.083 \pm 0.026$
<b>All</b>	[265]	384M	$0.714 \pm 0.032 \pm 0.018$	$0.049 \pm 0.022 \pm 0.017$
<i>Belle</i>				
$J/\psi K_S^0$	[266]	535M	$0.643 \pm 0.038_{\text{stat}}$	$0.001 \pm 0.028_{\text{stat}}$
$J/\psi K_L^0$	[266]	535M	$0.641 \pm 0.057_{\text{stat}}$	$-0.045 \pm 0.033_{\text{stat}}$
$\mathbf{J/\psi K^0}$	[266]	535M	$0.642 \pm 0.031 \pm 0.017$	$-0.018 \pm 0.021 \pm 0.014$
$\psi(2S)K_S^0$	[267]	657M	$0.718 \pm 0.090 \pm 0.033$	$-0.039 \pm 0.069 \pm 0.049$
<b>All</b>	[267]	–	$0.650 \pm 0.029 \pm 0.015$	–
$\mathbf{J/\psi K^0}$ average			$0.668 \pm 0.026$	$0.002 \pm 0.021$
$\mathbf{\psi(2S)K^0}$ average			$0.802 \pm 0.077$	$0.032 \pm 0.068$

$\cos(2\beta)$  [273]. Such analyses have been performed by both  $B$  factory experiments. In principle, the strong phases between the transversity amplitudes are not uniquely determined by such an analysis, leading to a discrete ambiguity in the sign of  $\cos(2\beta)$ . The *BABAR* collaboration resolves this ambiguity using the known variation [274] of the P-wave phase (fast) relative to the S-wave phase (slow) with the invariant mass of the  $K\pi$  system in the vicinity of the  $K^*(892)$  resonance. The result is in agreement with the prediction from  $s$  quark helicity conservation, and corresponds to Solution II defined by Suzuki [275]. We use this phase convention for the averages given in Table 26.

 Table 26: Averages from  $B^0 \rightarrow J/\psi K^{*0}$  transversity analyses.

Experiment		$N(B\bar{B})$	$\sin 2\beta$	$\cos 2\beta$	Correlation
<i>BABAR</i>	[276]	88M	$-0.10 \pm 0.57 \pm 0.14$	$3.32_{-0.96}^{+0.76} \pm 0.27$	$-0.37$
<i>Belle</i>	[264]	275M	$0.24 \pm 0.31 \pm 0.05$	$0.56 \pm 0.79 \pm 0.11$	$0.22$
<b>Average</b>			$0.16 \pm 0.28$	$1.64 \pm 0.62$	uncorrelated averages
Confidence level			$0.61$ (0.5 $\sigma$ )	$0.03$ (2.2 $\sigma$ )	

At present the results are dominated by large and non-Gaussian statistical errors, and exhibit significant correlations. We perform uncorrelated averages, the interpretation of which has to be done with the greatest care. Nonetheless, it is clear that  $\cos(2\beta) > 0$  is preferred by the experimental data in  $J/\psi K^*$ . [*BABAR* [276] find a confidence level for  $\cos(2\beta) > 0$  of 89%.]



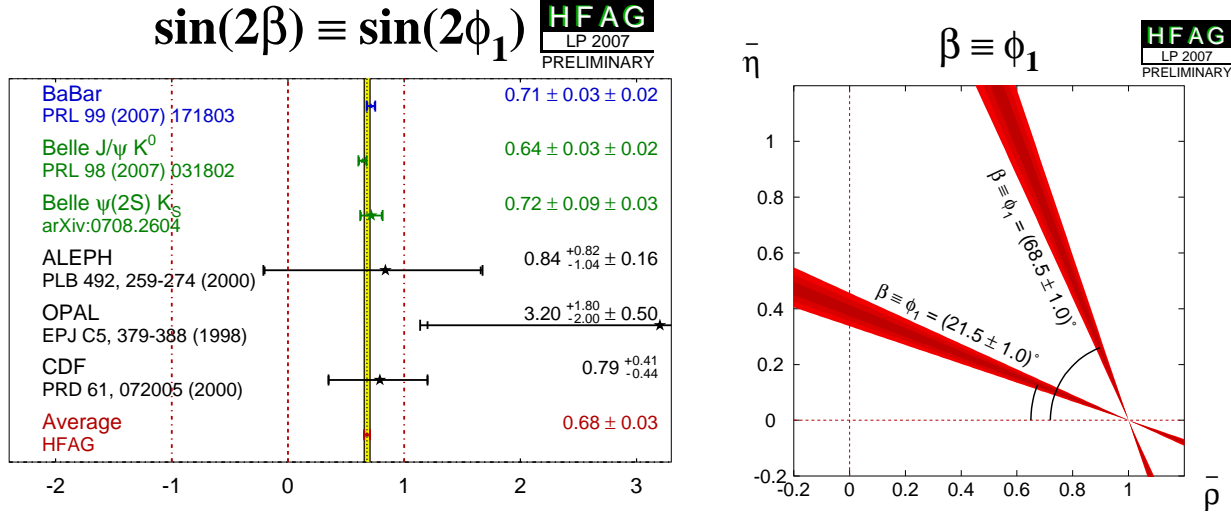


Figure 11: (Left) Average of measurements of  $S_{b \rightarrow c \bar{c} s}$ . (Right) Constraints on the  $(\bar{\rho}, \bar{\eta})$  plane, obtained from the average of  $-\eta S_{b \rightarrow c \bar{c} s}$  and Eq. 155.

#### 4.4.3 Time-dependent $CP$ asymmetries in $B^0 \rightarrow D^{*+} D^{*-} K_S^0$ decays

Both *BABAR* [278] and Belle [279] have performed time-dependent analyses of the  $B^0 \rightarrow D^{*+} D^{*-} K_S^0$  decay, to obtain information on the sign of  $\cos(2\beta)$ . More information can be found in Sec. 4.2.4. The results are shown in Table 27, and Fig. 12.

Table 27: Results from time-dependent analysis of  $B^0 \rightarrow D^{*+} D^{*-} K_S^0$ .

Experiment	$N(B\bar{B})$	$\frac{J_c}{J_0}$	$\frac{2J_{s1}}{J_0} \sin(2\beta)$	$\frac{2J_{s2}}{J_0} \cos(2\beta)$
<i>BABAR</i> [278]	230M	$0.76 \pm 0.18 \pm 0.07$	$0.10 \pm 0.24 \pm 0.06$	$0.38 \pm 0.24 \pm 0.05$
Belle [279]	449M	$0.60^{+0.25}_{-0.28} \pm 0.08$	$-0.17 \pm 0.42 \pm 0.09$	$-0.23^{+0.43}_{-0.41} \pm 0.13$
<b>Average</b>		$0.71 \pm 0.16$	$0.03 \pm 0.21$	$0.24 \pm 0.22$
Confidence level		$0.63 (0.5\sigma)$	$0.59 (0.5\sigma)$	$0.23 (1.2\sigma)$

From the above result and the assumption that  $J_{s2} > 0$ , *BABAR* infer that  $\cos(2\beta) > 0$  at the 94% confidence level.

#### 4.4.4 Time-dependent analysis of $B_s^0 \rightarrow J/\psi \phi$

As described in Sec. 4.2.6, time-dependent analysis of  $B_s^0 \rightarrow J/\psi \phi$  probes the  $CP$  violating phase of  $B_s^0 - \bar{B}_s^0$  oscillations,  $\phi_s$ . Within the Standard Model, this parameter is predicted to be small.<sup>21</sup>

<sup>21</sup> We make the approximation  $\phi_s = 2\beta_s$ , where  $\phi_s \equiv \arg[-M_{12}/\Gamma_{12}]$  and  $2\beta_s \equiv 2 \arg[-(V_{ts} V_{tb}^*) / (V_{cs} V_{cb}^*)]$  (see Section 4.1). This is a reasonable approximation since, although the equality does not hold in the Standard Model [281], both are much smaller than the current experimental resolution, whereas new physics contributions add a phase  $\phi_{NP}$  to  $\phi_s$  and subtract the same phase from  $2\beta_s$ , so that the approximation remains valid.

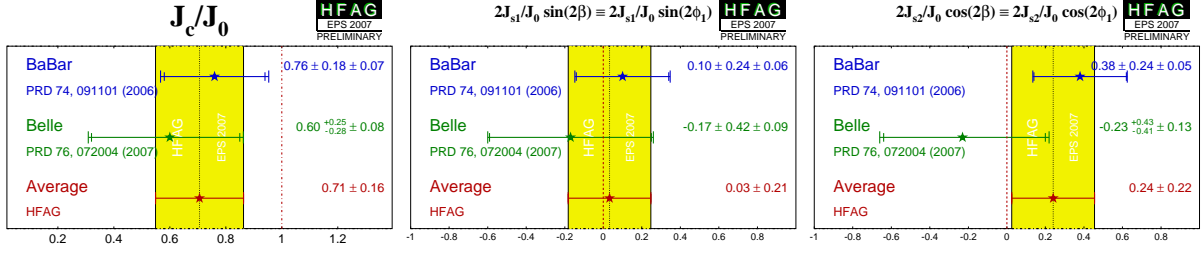


Figure 12: Averages of (left)  $(J_c/J_0)$ , (middle)  $(2J_{s1}/J_0) \sin(2\beta)$  and (right)  $(2J_{s2}/J_0) \cos(2\beta)$  from time-dependent analyses of  $B^0 \rightarrow D^{*+} D^{*-} K_S^0$  decays.

Both CDF [282] and DØ [283] have performed full tagged, time-dependent angular analyses of  $B_s^0 \rightarrow J/\psi\phi$  decays, superceding their previous untagged results [284, 285].

Both experiments perform analyses that take into account the correlations between the average  $B_s^0$  lifetime  $\tau(B_s^0)$ ,  $\Delta\Gamma_s$ ,  $\phi_s$ , the magnitude of the perpendicularly polarized component  $A_\perp$ , the difference in the fractions of the two  $CP$ -even components  $|A_0|^2 - |A_\parallel|^2$ , and the strong phases associated with the two  $CP$ -even components  $\delta_0$  and  $\delta_\parallel$ . The CDF analysis [282] uses  $1.35 \text{ fb}^1$  of data. The likelihood function is found to have a highly non-Gaussian shape, so that central values and uncertainties are not presented. The DØ analysis [283] uses  $2.8 \text{ fb}^1$  of data, and constrains the strong phase differences to take equivalent values to those measured in  $B^0 \rightarrow J/\psi K^*$  [263], up to an uncertainty of  $\pi/5$  that allows for SU(3) breaking effects.

The results are given in Table 28 below. See also HFAG Lifetimes and Oscillations, Sec. 3.

Table 28: Results from time-dependent analysis of  $B_s^0 \rightarrow J/\psi\phi$ .

Experiment	$\tau(B_s^0)$	$\Delta\Gamma$	$\phi_s$	$A_\perp$	$ A_0 ^2 -  A_\parallel ^2$
DØ [283]	$1.52 \pm 0.06 \pm 0.01$	$0.19 \pm 0.07^{+0.02}_{-0.01}$	$-0.57^{+0.24+0.07}_{-0.30-0.02}$	$0.41 \pm 0.04^{+0.01}_{-0.02}$	$0.34 \pm 0.05 \pm 0.03$

Note the implicit convention above is that  $|A_\perp|^2 + |A_0|^2 + |A_\parallel|^2 = 1$ , and the strong phases are measured relative to that of the  $A_\perp$  component (which is set to zero). The polarization components are defined at time  $t = 0$ , *i.e.* at the production (primary) vertex of the  $B_s^0$ . Note also that there is an ambiguity in the result for  $\phi_s$ .

### Constraints on $\phi_s$

- CDF [282] present a confidence region in the  $\phi_s$ - $\Delta\Gamma_s$  plane, from which they obtain  $\phi_s \in [-2.82, -0.32]$  at the 68% confidence level. The consistency with the Standard Model expectation for  $(\phi_s, \Delta\Gamma_s)$  is 15%.
- DØ [283] obtain a 90% CL allowed interval  $\phi_s \in [-1.20, +0.06]$ .
- The UTFit group have performed a preliminary average of the above two results.

For more details, see the HFAG Lifetimes and Oscillations group, Sec. 3.

## 4.5 Time-dependent $CP$ asymmetries in colour-suppressed $b \rightarrow c\bar{u}d$ transitions

Decays of  $B$  mesons to final states such as  $D\pi^0$  are governed by  $b \rightarrow c\bar{u}d$  transitions. If the final state is a  $CP$  eigenstate, *e.g.*  $D_{CP}\pi^0$ , the usual time-dependence formulae are recovered, with the sine coefficient sensitive to  $\sin(2\beta)$ . Since there is no penguin contribution to these decays, there is even less associated theoretical uncertainty than for  $b \rightarrow c\bar{c}s$  decays like  $B \rightarrow J/\psi K_s^0$ . Such measurements therefore allow to test the Standard Model prediction that the  $CP$  violation parameters in  $b \rightarrow c\bar{u}d$  transitions are the same as those in  $b \rightarrow c\bar{c}s$  [286].

Note that there is an additional contribution from CKM suppressed  $b \rightarrow u\bar{c}d$  decays. The effect of this contribution is small, and can be taken into account in the analysis [287, 288].

Results of such an analysis are available from *BABAR* [289]. The decays  $B^0 \rightarrow D\pi^0$ ,  $B^0 \rightarrow D\eta$ ,  $B^0 \rightarrow D\omega$ ,  $B^0 \rightarrow D^*\pi^0$  and  $B^0 \rightarrow D^*\eta$  are used. The daughter decay  $D^* \rightarrow D\pi^0$  is used. The  $CP$ -even  $D$  decay to  $K^+K^-$  is used for all decay modes, with the  $CP$ -odd  $D$  decay to  $K_s^0\omega$  also used in  $B^0 \rightarrow D^{(*)}\pi^0$  and the additional  $CP$ -odd  $D$  decay to  $K_s^0\pi^0$  also used in  $B^0 \rightarrow D\omega$ . Results are presented separately for  $CP$ -even and  $CP$ -odd  $D^{(*)}$  decays (denoted  $D_+^{(*)}h^0$  and  $D_-^{(*)}h^0$  respectively), and for both combined, with the different  $CP$  factors accounted for (denoted  $D_{CP}^{(*)}h^0$ ). The results are summarized in Table 29.

Table 29: Results from analyses of  $B^0 \rightarrow D^{(*)}h^0$ ,  $D \rightarrow CP$  eigenstates decays.

Experiment	$N(B\bar{B})$	$S_{CP}$	$C_{CP}$	Correlation	
		$D_+^{(*)}h^0$			
<i>BABAR</i>	[289]	383M	$-0.65 \pm 0.26 \pm 0.06$	$-0.33 \pm 0.19 \pm 0.04$	0.04
		$D_-^{(*)}h^0$			
<i>BABAR</i>	[289]	383M	$-0.46 \pm 0.46 \pm 0.13$	$-0.03 \pm 0.28 \pm 0.07$	-0.14
		$D_{CP}^{(*)}h^0$			
<i>BABAR</i>	[289]	383M	$-0.56 \pm 0.23 \pm 0.05$	$-0.23 \pm 0.16 \pm 0.04$	-0.02

When multibody  $D$  decays, such as  $D \rightarrow K_s^0\pi^+\pi^-$  are used, a time-dependent analysis of the Dalitz plot of the neutral  $D$  decay allows a direct determination of the weak phase:  $2\beta$ . (Equivalently, both  $\sin(2\beta)$  and  $\cos(2\beta)$  can be measured.) This information allows to resolve the ambiguity in the measurement of  $2\beta$  from  $\sin(2\beta)$  [290].

Results of such analyses are available from both Belle [291] and *BABAR* [292]. The decays  $B \rightarrow D\pi^0$ ,  $B \rightarrow D\eta$ ,  $B \rightarrow D\omega$ ,  $B \rightarrow D^*\pi^0$  and  $B \rightarrow D^*\eta$  are used. [This collection of states is denoted by  $D^{(*)}h^0$ .] The daughter decays are  $D^* \rightarrow D\pi^0$  and  $D \rightarrow K_s^0\pi^+\pi^-$ . The results are shown in Table 30, and Fig. 13. Note that *BABAR* quote uncertainties due to the  $D$  decay model separately from other systematic errors, while Belle do not.

Again, it is clear that the data prefer  $\cos(2\beta) > 0$ . Indeed, Belle [291] determine the sign of  $\cos(2\phi_1)$  to be positive at 98.3% confidence level, while *BABAR* [292] favour the solution of  $\beta$  with  $\cos(2\beta) > 0$  at 87% confidence level. Note, however, that the Belle measurement has strongly non-Gaussian behaviour. Therefore, we perform uncorrelated averages, from which any interpretation has to be done with the greatest care.

Table 30: Averages from  $B^0 \rightarrow D^{(*)}h^0$ ,  $D \rightarrow K_S\pi^+\pi^-$  analyses.

Experiment	$N(B\bar{B})$	$\sin 2\beta$	$\cos 2\beta$	$ \lambda $
BABAR [292]	383M	$0.29 \pm 0.34 \pm 0.03 \pm 0.05$	$0.42 \pm 0.49 \pm 0.09 \pm 0.13$	$1.01 \pm 0.08 \pm 0.02$
Belle [291]	386M	$0.78 \pm 0.44 \pm 0.22$	$1.87^{+0.40+0.22}_{-0.53-0.32}$	–
<b>Average</b>		$0.45 \pm 0.28$	$1.01 \pm 0.40$	$1.01 \pm 0.08$
Confidence level		0.59 (0.5 $\sigma$ )	0.12 (1.6 $\sigma$ )	–

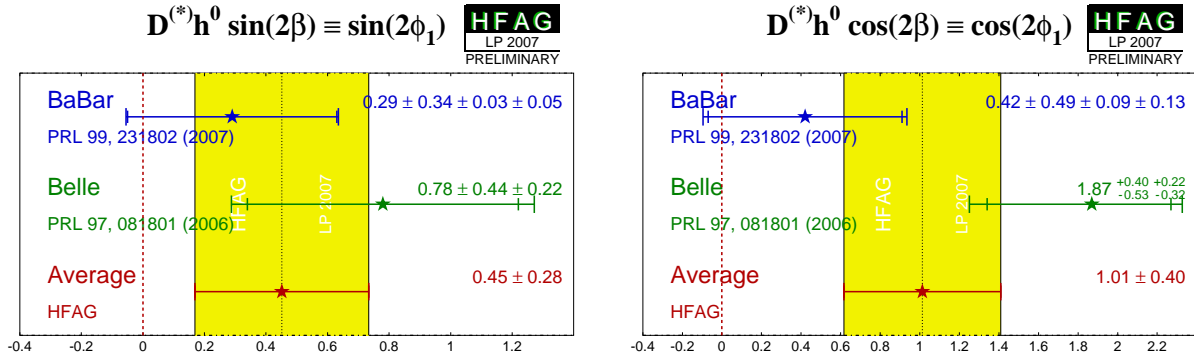


Figure 13: Averages of (left)  $\sin(2\beta)$  and (right)  $\cos(2\beta)$  measured in colour-suppressed  $b \rightarrow c\bar{u}d$  transitions.

## 4.6 Time-dependent $CP$ asymmetries in charmless $b \rightarrow q\bar{q}s$ transitions

The flavour changing neutral current  $b \rightarrow s$  penguin can be mediated by any up-type quark in the loop, and hence the amplitude can be written as

$$\begin{aligned} A_{b \rightarrow s} &= F_u V_{ub} V_{us}^* + F_c V_{cb} V_{cs}^* + F_t V_{tb} V_{ts}^* \\ &= (F_u - F_c) V_{ub} V_{us}^* + (F_t - F_c) V_{tb} V_{ts}^* \\ &= \mathcal{O}(\lambda^4) + \mathcal{O}(\lambda^2) \end{aligned} \quad (156)$$

using the unitarity of the CKM matrix. Therefore, in the Standard Model, this amplitude is dominated by  $V_{tb} V_{ts}^*$ , and to within a few degrees ( $\delta\beta \lesssim 2^\circ$  for  $\beta \approx 20^\circ$ ) the time-dependent parameters can be written<sup>22</sup>  $S_{b \rightarrow q\bar{q}s} \approx -\eta \sin(2\beta)$ ,  $C_{b \rightarrow q\bar{q}s} \approx 0$ , assuming  $b \rightarrow s$  penguin contributions only ( $q = u, d, s$ ).

Due to the large virtual mass scales occurring in the penguin loops, additional diagrams from physics beyond the Standard Model, with heavy particles in the loops, may contribute. In general, these contributions will affect the values of  $S_{b \rightarrow q\bar{q}s}$  and  $C_{b \rightarrow q\bar{q}s}$ . A discrepancy between the values of  $S_{b \rightarrow c\bar{c}s}$  and  $S_{b \rightarrow q\bar{q}s}$  can therefore provide a clean indication of new physics [286, 293–295].

However, there is an additional consideration to take into account. The above argument assumes only the  $b \rightarrow s$  penguin contributes to the  $b \rightarrow q\bar{q}s$  transition. For  $q = s$  this is a good assumption, which neglects only rescattering effects. However, for  $q = u$  there is a colour-suppressed  $b \rightarrow u$  tree diagram (of order  $\mathcal{O}(\lambda^4)$ ), which has a different weak (and possibly strong) phase. In the case  $q = d$ , any light neutral meson that is formed from  $d\bar{d}$  also has a  $u\bar{u}$  component, and so again there is “tree pollution”. The  $B^0$  decays to  $\pi^0 K_S^0$ ,  $\rho^0 K_S^0$  and  $\omega K_S^0$  belong to this category. The mesons  $f_0$  and  $\eta'$  are expected to have predominant  $s\bar{s}$  parts, which reduces the relative size of the possible tree pollution. If the inclusive decay  $B^0 \rightarrow K^+ K^- K^0$  (excluding  $\phi K^0$ ) is dominated by a nonresonant three-body transition, an OZI-rule suppressed tree-level diagram can occur through insertion of an  $s\bar{s}$  pair. The corresponding penguin-type transition proceeds via insertion of a  $u\bar{u}$  pair, which is expected to be favored over the  $s\bar{s}$  insertion by fragmentation models. Neglecting rescattering, the final state  $K^0 \bar{K}^0 K^0$  (reconstructed as  $K_S^0 K_S^0 K_S^0$ ) has no tree pollution [296]. Various estimates, using different theoretical approaches, of the values of  $\Delta S = S_{b \rightarrow q\bar{q}s} - S_{b \rightarrow c\bar{c}s}$  exist in the literature [297–310]. In general, there is agreement that the modes  $\phi K^0$ ,  $\eta' K^0$  and  $K^0 \bar{K}^0 K^0$  are the cleanest, with values of  $|\Delta S|$  at or below the few percent level ( $\Delta S$  is usually positive).

### 4.6.1 Time-dependent $CP$ asymmetries: $b \rightarrow q\bar{q}s$ decays to $CP$ eigenstates

The averages for  $-\eta S_{b \rightarrow q\bar{q}s}$  and  $C_{b \rightarrow q\bar{q}s}$  can be found in Table 31, and are shown in Figs. 14, 15 and 16. Results from both *BABAR* and *Belle* are averaged for the modes  $\phi K^0$ ,  $\eta' K^0$ ,  $f_0 K^0$  and  $K^+ K^- K^0$  ( $K^0$  indicates that both  $K_S^0$  and  $K_L^0$  are used, although *Belle* use neither  $f_0 K_L^0$  nor  $K^+ K^- K^0$ ),  $K_S^0 K_S^0 K_S^0$ ,  $\pi^0 K_S^0$ ,  $\omega K_S^0$  and  $\pi^0 \pi^0 K_S^0$ . *BABAR* also has results for the mode  $\rho^0 K_S^0$ . Of these,  $\phi K_S^0$ ,  $\eta' K_S^0$ ,  $\pi^0 K_S^0$ ,  $\omega K_S^0$  and  $\rho^0 K_S^0$  have  $CP$  eigenvalue  $\eta = -1$ , while  $\phi K_L^0$ ,  $\eta' K_L^0$ ,  $f_0 K_S^0$ ,  $\pi^0 \pi^0 K_S^0$  and  $K_S^0 K_S^0 K_S^0$  have  $\eta = +1$ .

<sup>22</sup> The presence of a small ( $\mathcal{O}(\lambda^2)$ ) weak phase in the dominant amplitude of the  $s$  penguin decays introduces a phase shift given by  $S_{b \rightarrow q\bar{q}s} = -\eta \sin(2\beta) \cdot (1 + \Delta)$ . Using the CKMfitter results for the Wolfenstein parameters [271], one finds:  $\Delta \simeq 0.033$ , which corresponds to a shift of  $2\beta$  of  $+2.1$  degrees. Nonperturbative contributions can alter this result.

The final state  $K^+K^-K^0$  (contributions from  $\phi K^0$  are implicitly excluded) is not a  $CP$  eigenstate. However, it can be treated as a quasi-two-body decay, with the  $CP$  composition determined using either an isospin argument (used by Belle to determine a  $CP$ -even fraction of  $0.93 \pm 0.09 \pm 0.05$  [315]) or a moments analysis (previously used by *BABAR* to find a  $CP$ -even fractions of  $0.89 \pm 0.08 \pm 0.06$  in  $K^+K^-K_s^0$  [320]). Note that uncertainty in the  $CP$  composition of the final state leads to a third source of uncertainty on the Belle results for  $-\eta S_{K^+K^-K^0}$ .

*BABAR* have performed time-dependent Dalitz plot analyses of  $B^0 \rightarrow K^+K^-K^0$  and  $B^0 \rightarrow \pi^+\pi^-K_s^0$  (see subsection 4.6.2). Their results for  $\phi K^0$  and  $K^+K^-K^0$  are determined from the  $B^0 \rightarrow K^+K^-K^0$  analysis, the latter taken from the inclusive ‘‘high-mass’’ ( $m_{K^+K^-} > 1.1 \text{ GeV}/c^2$ ) region (this approach automatically corrects for the  $CP$  composition of the final state). *BABAR* results for  $\rho^0 K_s^0$  are taken from the  $B^0 \rightarrow \pi^+\pi^-K_s^0$  analysis, and their results for  $f_0 K^0$  are a combination of results from the both time-dependent Dalitz plot analyses ( $-\eta S_{b \rightarrow q\bar{q}s} = 0.25 \pm 0.26 \pm 0.10$ ,  $C_{b \rightarrow q\bar{q}s} = -0.41 \pm 0.23 \pm 0.07$  from  $B^0 \rightarrow f_0 K^0$  with  $f_0 \rightarrow K^+K^-$  [311];  $-\eta S_{b \rightarrow q\bar{q}s} = 0.94^{+0.02}_{-0.07} {}^{+0.03}_{-0.05} \pm 0.02$ ,  $C_{b \rightarrow q\bar{q}s} = 0.35 \pm 0.27 \pm 0.07 \pm 0.04$  from  $B^0 \rightarrow f_0 K^0$  with  $f_0 \rightarrow \pi^+\pi^-$  [316]).

It must be noted that Q2B parameters extracted from Dalitz plot analyses are constrained to lie within the physical boundary ( $S_{CP}^2 + C_{CP}^2 < 1$ ) and consequently the obtained errors are highly non-Gaussian when the central value is close to the boundary. This is particularly evident in the *BABAR* results for  $B^0 \rightarrow f_0 K^0$  with  $f_0 \rightarrow \pi^+\pi^-$  [316]. These results must be treated with extreme caution.

As explained above, each of the modes listed in Table 31 has different uncertainties within the Standard Model, and so each may have a different value of  $-\eta S_{b \rightarrow q\bar{q}s}$ . Therefore, there is no strong motivation to make a combined average over the different modes. We refer to such an average as a ‘‘naïve  $s$ -penguin average.’’ It is naïve not only because of the neglect of the theoretical uncertainty, but also since possible correlations of systematic effects between different modes are neglected. In spite of these caveats, there remains substantial interest in the value of this quantity, and therefore it is given here:  $\langle -\eta S_{b \rightarrow q\bar{q}s} \rangle = 0.64 \pm 0.04$ , with confidence level 0.008 ( $2.7\sigma$ ). This value is in very good agreement with the average  $-\eta S_{b \rightarrow c\bar{c}s}$  given in Sec. 4.4.1. However, this result is strongly effected by the highly non-Gaussian errors of the *BABAR* result for  $B^0 \rightarrow f_0 K^0$  with  $f_0 \rightarrow \pi^+\pi^-$  [316], which is only marginally consistent with *BABAR* result for  $B^0 \rightarrow f_0 K^0$  with  $f_0 \rightarrow K^+K^-$  [311] and the Belle result for  $B^0 \rightarrow f_0 K^0$  with  $f_0 \rightarrow \pi^+\pi^-$  (treated as a Q2B decay) [315]. If the naïve  $s$ -penguin average is recalculated without this result, we find  $\langle -\eta S_{b \rightarrow q\bar{q}s} \rangle = 0.56 \pm 0.05$ , with confidence level 0.25 ( $1.1\sigma$ ). Again treating the uncertainties as Gaussian and neglecting correlations, this value is found to be  $2.2\sigma$  below the average  $-\eta S_{b \rightarrow c\bar{c}s}$  given in Sec. 4.4.1.

(The average for  $C_{b \rightarrow q\bar{q}s}$  is  $\langle C_{b \rightarrow q\bar{q}s} \rangle = -0.01 \pm 0.04$  with confidence level 0.54 ( $0.6\sigma$ ). This result is not strongly effected by the inclusion of the *BABAR* result for  $B^0 \rightarrow f_0 K^0$  with  $f_0 \rightarrow \pi^+\pi^-$ .)

We emphasise again that we do not advocate the use of these averages, and that the values should be treated with *extreme caution*, if at all.

From Table 31 it may be noted that the average for  $-\eta S_{b \rightarrow q\bar{q}s}$  in  $\eta' K^0$  ( $0.61 \pm 0.07$ ), is now more than  $5\sigma$  away from zero, so that  $CP$  violation in this mode is well established. Amongst other modes,  $CP$  violation effects in both  $f_0 K^0$  and  $K^+K^-K^0$  appear to be established – *BABAR* have claimed  $5.1\sigma$  observation of  $CP$  violation in  $B^0 \rightarrow K^+K^-K^0$  [311] and  $4.3\sigma$  evidence of  $CP$  violation in  $B^0 \rightarrow f_0 K_s^0$  with  $f_0 \rightarrow \pi^+\pi^-$  [316]. Due to possible non-Gaussian errors in these results it may be prudent to defer any strong conclusions on the numerical significance

of the averages. There is no evidence (above  $2\sigma$ ) for direct  $CP$  violation in any  $b \rightarrow q\bar{q}s$  mode.

#### 4.6.2 Time-dependent Dalitz plot analyses: $B^0 \rightarrow K^+K^-K^0$ and $B^0 \rightarrow \pi^+\pi^-K_s^0$

As mentioned in Sec. 4.2.4 and above, *BABAR* have performed time-dependent Dalitz plot analysis of  $B^0 \rightarrow K^+K^-K^0$  [311] and  $B^0 \rightarrow \pi^+\pi^-K_s^0$  [314] decays. The results are summarized in Tabs. 32 and 33. For  $B^0 \rightarrow K^+K^-K^0$ , results are presented in terms of the effective weak phase (from mixing and decay) difference  $\beta^{\text{eff}}$  and the direct  $CP$  violation parameter  $\mathcal{A}$  ( $\mathcal{A} = -C$ ) for each of the resonant contributions  $\phi K^0$  and  $f_0 K^0$ , together with averaged values of those parameters (taking  $CP$  properties into account) over the entire high-mass ( $m_{K^+K^-} > 1.1 \text{ GeV}/c^2$ ) region of the Dalitz plot. For  $B^0 \rightarrow \pi^+\pi^-K_s^0$ , results for  $2\beta^{\text{eff}}$  are presented in Tab. 33. Results on flavour specific amplitudes that contribute to the Dalitz plot (such as  $K^{*+}\pi^-$ ) are averaged by the HFAG Rare Decays subgroup (Sec. 7).

From the results in Tab. 33, *BABAR* infer that the trigonometric reflection at  $\pi/2 - \beta^{\text{eff}}$  in  $B^0 \rightarrow K^+K^-K^0$ , which is inconsistent with the Standard Model expectation, is disfavoured at  $4.6\sigma$ .

Table 31: Averages of  $-\eta S_{b \rightarrow q\bar{q}s}$  and  $C_{b \rightarrow q\bar{q}s}$ .

Experiment	$N(B\bar{B})$	$-\eta S_{b \rightarrow q\bar{q}s}$	$C_{b \rightarrow q\bar{q}s}$	Correlation	
$\phi K^0$					
BABAR	[311]	383M	$0.21 \pm 0.26 \pm 0.11$	$0.08 \pm 0.18 \pm 0.04$	–
Belle	[266]	535M	$0.50 \pm 0.21 \pm 0.06$	$-0.07 \pm 0.15 \pm 0.05$	0.05
<b>Average</b>			$0.39 \pm 0.17$	$-0.01 \pm 0.12$	0.03
Confidence level			0.59 (0.5 $\sigma$ )		
$\eta' K^0$					
BABAR	[312]	384M	$0.58 \pm 0.10 \pm 0.03$	$-0.16 \pm 0.07 \pm 0.03$	0.03
Belle	[266]	535M	$0.64 \pm 0.10 \pm 0.04$	$0.01 \pm 0.07 \pm 0.05$	0.09
<b>Average</b>			$0.61 \pm 0.07$	$-0.09 \pm 0.06$	0.04
Confidence level			0.32 (1.0 $\sigma$ )		
$K_s^0 K_s^0 K_s^0$					
BABAR	[313]	384M	$0.71 \pm 0.24 \pm 0.04$	$0.02 \pm 0.21 \pm 0.05$	-0.14
Belle	[266]	535M	$0.30 \pm 0.32 \pm 0.08$	$-0.31 \pm 0.20 \pm 0.07$	–
<b>Average</b>			$0.58 \pm 0.20$	$-0.14 \pm 0.15$	-0.08
Confidence level			0.31 (1.0 $\sigma$ )		
$\pi^0 K_s^0$					
BABAR	[314]	383M	$0.40 \pm 0.23 \pm 0.03$	$0.24 \pm 0.15 \pm 0.03$	-0.07
Belle	[315]	535M	$0.33 \pm 0.35 \pm 0.08$	$0.05 \pm 0.14 \pm 0.05$	-0.08
<b>Average</b>			$0.38 \pm 0.19$	$0.14 \pm 0.11$	-0.07
Confidence level			0.66 (0.5 $\sigma$ )		
$\rho^0 K_s^0$					
BABAR	[316]	383M	$0.61^{+0.22}_{-0.24} \pm 0.09 \pm 0.08$	$0.02 \pm 0.27 \pm 0.08 \pm 0.06$	–
<b>Average</b>			$0.61^{+0.25}_{-0.27}$	$0.02 \pm 0.29$	–
$\omega K_s^0$					
BABAR	[317]	347M	$0.62^{+0.25}_{-0.30} \pm 0.02$	$-0.43^{+0.25}_{-0.23} \pm 0.03$	–
Belle	[315]	535M	$0.11 \pm 0.46 \pm 0.07$	$0.09 \pm 0.29 \pm 0.06$	–
<b>Average</b>			$0.48 \pm 0.24$	$-0.21 \pm 0.19$	–
Confidence level			0.35 (0.9 $\sigma$ )	0.18 (1.3 $\sigma$ )	
$f_0 K^0$					
BABAR	[311, 316]	–	$0.90 \pm 0.07$	$-0.01 \pm 0.18$	–
Belle	[315]	535M	$0.18 \pm 0.23 \pm 0.11$	$0.15 \pm 0.15 \pm 0.07$	-0.01
<b>Average</b>			$0.85 \pm 0.07$	$0.08 \pm 0.12$	-0.00
Confidence level			0.02 (2.3 $\sigma$ )		
$\pi^0 \pi^0 K_s^0$					
BABAR	[318]	227M	$-0.72 \pm 0.71 \pm 0.08$	$0.23 \pm 0.52 \pm 0.13$	-0.02
Belle	[319]	657M	$-0.43 \pm 0.49 \pm 0.09$	$0.17 \pm 0.24 \pm 0.06$	0.09
<b>Average</b>			$-0.52 \pm 0.41$	$0.18 \pm 0.22$	0.06
Confidence level			0.94 (0.1 $\sigma$ )		
$K^+ K^- K^0$					
BABAR	[311]	383M	$0.76 \pm 0.11^{+0.07}_{-0.04}$	$0.05 \pm 0.10 \pm 0.06$	–
Belle	[315]	535M	$0.68 \pm 0.15 \pm 0.03^{+0.21}_{-0.13}$	$0.09 \pm 0.10 \pm 0.05$	–
<b>Average</b>			$0.73 \pm 0.10$	$0.07 \pm 0.08$	–
Confidence level			0.67 (0.4 $\sigma$ )	0.82 (0.2 $\sigma$ )	



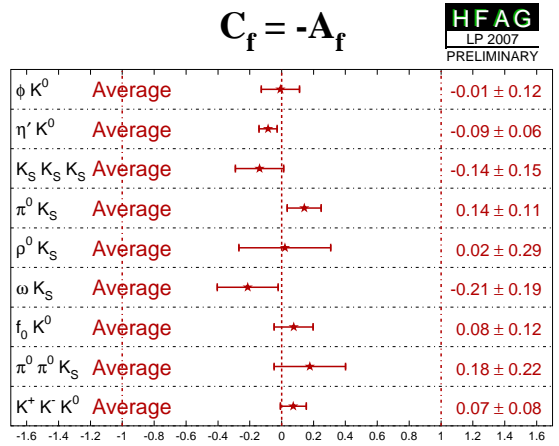
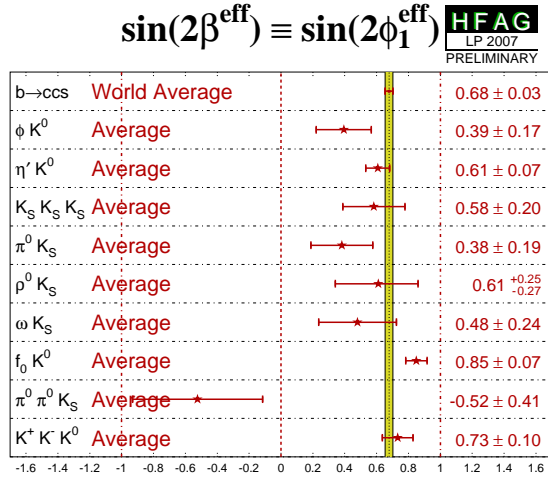
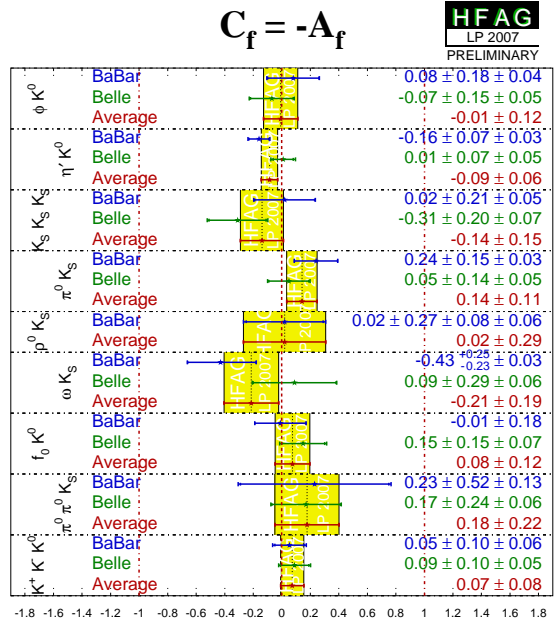
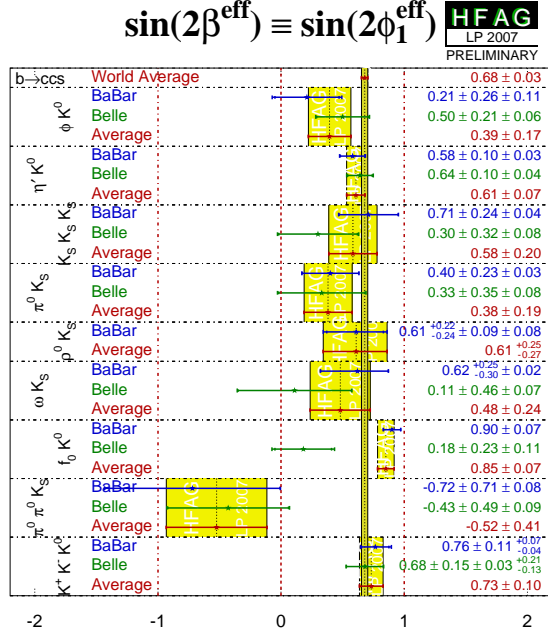


Figure 14: (Top) Averages of (left)  $-\eta S_{b \rightarrow q\bar{q}s}$  and (right)  $C_{b \rightarrow q\bar{q}s}$ . The  $-\eta S_{b \rightarrow q\bar{q}s}$  figure compares the results to the world average for  $-\eta S_{b \rightarrow c\bar{c}s}$  (see Section 4.4.1). (Bottom) Same, but only averages for each mode are shown. More figures are available from the HFAG web pages.

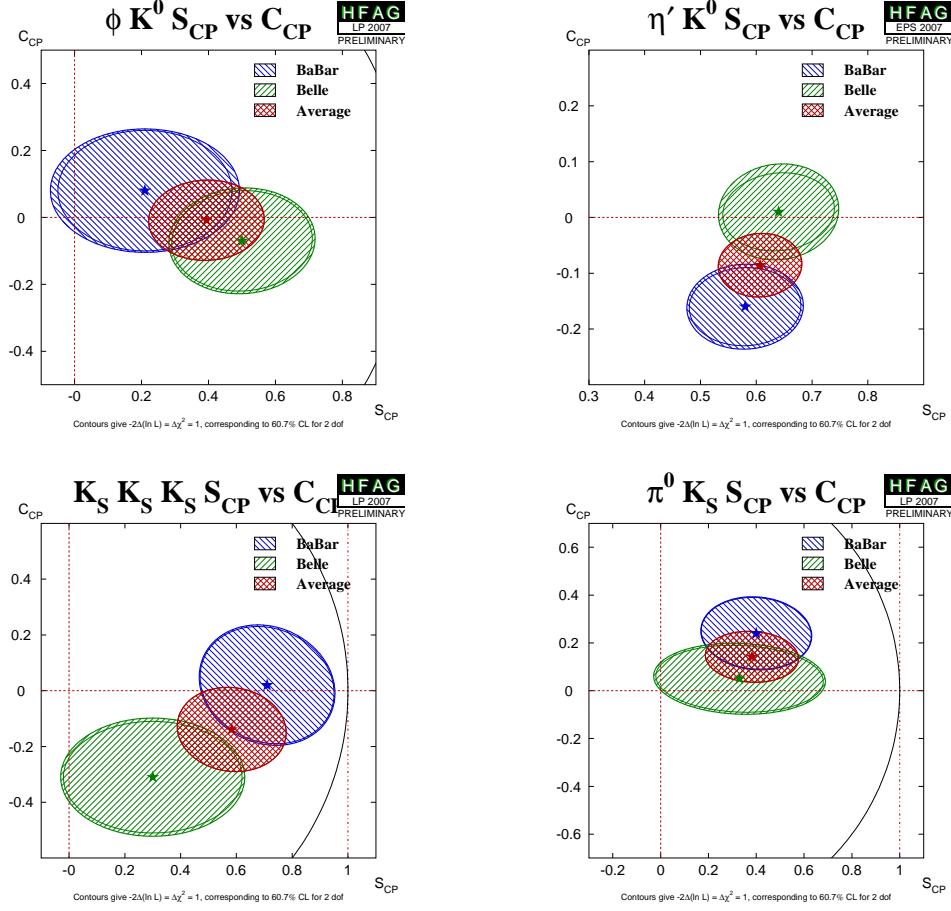


Figure 15: Averages of four  $b \rightarrow q\bar{q}s$  dominated channels, for which correlated averages are performed, in the  $S_{CP}$  vs.  $C_{CP}$  plane, where  $S_{CP}$  has been corrected by the  $CP$  eigenvalue to give  $\sin(2\beta^{\text{eff}})$ . (Top left)  $B^0 \rightarrow \phi K^0$ , (top right)  $B^0 \rightarrow \eta' K^0$ , (bottom left)  $B^0 \rightarrow K_S^0 K_S^0 K_S^0$ , (bottom right)  $B^0 \rightarrow \pi^0 K_S^0$ . More figures are available from the HFAG web pages.

Table 32: Results from time-dependent Dalitz plot analysis of the  $B^0 \rightarrow K^+ K^- K^0$  decay.

Experiment	$N(B\bar{B})$	$\phi K^0$		$f_0 K^0$	
		$\beta^{\text{eff}}$	$\mathcal{A}$	$\beta^{\text{eff}}$	$\mathcal{A}$
BABAR [311]	383M	$0.11 \pm 0.14 \pm 0.06$	$-0.08 \pm 0.18 \pm 0.14$	$0.14 \pm 0.15 \pm 0.05$	$0.41 \pm 0.23 \pm 0.07$

Experiment	$N(B\bar{B})$	$K^+ K^- K^0$	
		$\beta^{\text{eff}}$	$\mathcal{A}$
BABAR [311]	383M	$0.436 \pm 0.087^{+0.055}_{-0.031}$	$-0.054 \pm 0.102 \pm 0.060$

Table 33: Results from time-dependent Dalitz plot analysis of the  $B^0 \rightarrow \pi^+ \pi^- K^0$  decay.

Experiment	$N(B\bar{B})$	$2\beta^{\text{eff}} (f_0 K_S^0)$	$2\beta^{\text{eff}} (\rho^0 K_S^0)$
		BABAR [314]	383M

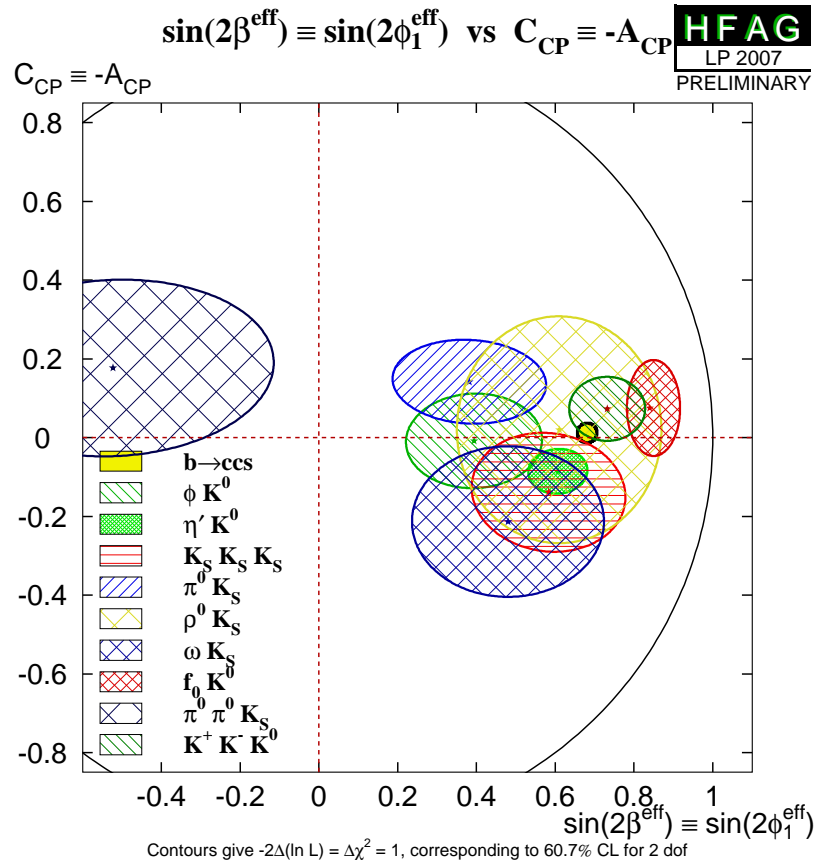


Figure 16: Compilation of constraints in the  $-\eta S_{b \rightarrow q\bar{q}s}$  vs.  $C_{b \rightarrow q\bar{q}s}$  plane.

## 4.7 Time-dependent $CP$ asymmetries in $b \rightarrow c\bar{c}d$ transitions

The transition  $b \rightarrow c\bar{c}d$  can occur via either a  $b \rightarrow c$  tree or a  $b \rightarrow d$  penguin amplitude. Similarly to Eq. (156), the amplitude for the  $b \rightarrow d$  penguin can be written

$$\begin{aligned} A_{b \rightarrow d} &= F_u V_{ub} V_{ud}^* + F_c V_{cb} V_{cd}^* + F_t V_{tb} V_{td}^* \\ &= (F_u - F_c) V_{ub} V_{ud}^* + (F_t - F_c) V_{tb} V_{td}^* \\ &= \mathcal{O}(\lambda^3) + \mathcal{O}(\lambda^3). \end{aligned} \quad (157)$$

From this it can be seen that the  $b \rightarrow d$  penguin amplitude contains terms with different weak phases at the same order of CKM suppression.

In the above, we have followed Eq. (156) by eliminating the  $F_c$  term using unitarity. However, we could equally well write

$$\begin{aligned} A_{b \rightarrow d} &= (F_u - F_t) V_{ub} V_{ud}^* + (F_c - F_t) V_{cb} V_{cd}^*, \\ &= (F_c - F_u) V_{cb} V_{cd}^* + (F_t - F_u) V_{tb} V_{td}^*. \end{aligned} \quad (158)$$

Since the  $b \rightarrow c\bar{c}d$  tree amplitude has the weak phase of  $V_{cb} V_{cd}^*$ , either of the above expressions allow the penguin to be decomposed into parts with weak phases the same and different to the tree amplitude (the relative weak phase can be chosen to be either  $\beta$  or  $\gamma$ ). However, if the tree amplitude dominates, there is little sensitivity to any phase other than that from  $B^0$ - $\bar{B}^0$  mixing.

The  $b \rightarrow c\bar{c}d$  transitions can be investigated with studies of various different final states. Results are available from both *BABAR* and *Belle* using the final states  $J/\psi \pi^0$ ,  $D^+ D^-$ ,  $D^{*+} D^{*-}$  and  $D^{*\pm} D^\mp$ , the averages of these results are given in Table 34. The results using the  $CP$  eigenstate ( $\eta = +1$ ) modes  $J/\psi \pi^0$  and  $D^+ D^-$  are shown in Fig. 17 and Fig. 18 respectively, with two-dimensional constraints shown in Fig. 19.

The vector-vector mode  $D^{*+} D^{*-}$  is found to be dominated by the  $CP$ -even longitudinally polarized component; *BABAR* measures a  $CP$ -odd fraction of  $0.143 \pm 0.034 \pm 0.008$  [329] while *Belle* measures a  $CP$ -odd fraction of  $0.19 \pm 0.08 \pm 0.01$  [330] (here we do not average these fractions and rescale the inputs, however the average is almost independent of the treatment). *BABAR* allows the  $CP$ -odd fraction (actually, the transversely polarized fraction,  $R_\perp$ , which is equivalent) to float in the fit, so that its uncertainty is automatically incorporated into the statistical error. *Belle* quotes a third uncertainty due to the polarization. *BABAR* have also performed an additional fit in which the  $CP$ -even and  $CP$ -odd components are allowed to have different  $CP$  violation parameters  $S$  and  $C$ . These results are included in Table 34. Results using  $D^{*+} D^{*-}$  are shown in Fig. 20.

For the non- $CP$  eigenstate mode  $D^{*\pm} D^\mp$  *BABAR* uses fully reconstructed events while *Belle* combines both fully and partially reconstructed samples. At present we perform uncorrelated averages of the parameters in the  $D^{*\pm} D^\mp$  system.

In the absence of the penguin contribution (tree dominance), the time-dependent parameters would be given by  $S_{b \rightarrow c\bar{c}d} = -\eta \sin(2\beta)$ ,  $C_{b \rightarrow c\bar{c}d} = 0$ ,  $S_{+-} = \sin(2\beta + \delta)$ ,  $S_{-+} = \sin(2\beta - \delta)$ ,  $C_{+-} = -C_{-+}$  and  $\mathcal{A} = 0$ , where  $\delta$  is the strong phase difference between the  $D^{*+} D^-$  and  $D^{*-} D^+$  decay amplitudes. In the presence of the penguin contribution, there is no clean interpretation in terms of CKM parameters, however direct  $CP$  violation may be observed as any of  $C_{b \rightarrow c\bar{c}d} \neq 0$ ,  $C_{+-} \neq -C_{-+}$  or  $A_{+-} \neq 0$ .

The averages for the  $b \rightarrow c\bar{c}d$  modes are shown in Figs. 21 and 22. Results are consistent with tree dominance, and with the Standard Model, though the *Belle* results in  $B^0 \rightarrow D^+ D^-$  [328]

Table 34: Averages for the  $b \rightarrow c\bar{c}d$  modes,  $B^0 \rightarrow J/\psi\pi^0$ ,  $D^+D^-$ ,  $D^{*+}D^{*-}$  and  $D^{*\pm}D^\mp$ .

Experiment	$N(B\bar{B})$	$S_{CP}$	$C_{CP}$	Correlation		
$J/\psi\pi^0$						
BABAR [325]	232M	$-0.68 \pm 0.30 \pm 0.04$	$-0.21 \pm 0.26 \pm 0.06$	0.08		
Belle [326]	535M	$-0.65 \pm 0.21 \pm 0.05$	$-0.08 \pm 0.16 \pm 0.05$	-0.10		
<b>Average</b>		$-0.65 \pm 0.18$	$-0.12 \pm 0.14$	-0.04		
Confidence level		0.92 (0.1 $\sigma$ )				
$D^+D^-$						
BABAR [327]	364M	$-0.54 \pm 0.34 \pm 0.06$	$0.11 \pm 0.22 \pm 0.07$	-0.17		
Belle [328]	535M	$-1.13 \pm 0.37 \pm 0.09$	$-0.91 \pm 0.23 \pm 0.06$	-0.04		
<b>Average</b>		$-0.75 \pm 0.26$	$-0.37 \pm 0.17$	-0.10		
Confidence level		0.003 (3.0 $\sigma$ )				
$D^{*+}D^{*-}$						
BABAR [329]	383M	$-0.66 \pm 0.19 \pm 0.04$	$-0.02 \pm 0.11 \pm 0.02$	-0.04		
Belle [330]	152M	$-0.75 \pm 0.56 \pm 0.10 \pm 0.06$	$0.26 \pm 0.26 \pm 0.05 \pm 0.01$	-		
<b>Average</b>		$-0.67 \pm 0.18$	$0.02 \pm 0.10$	-0.03		
Confidence level		0.62 (0.5 $\sigma$ )				
Experiment	$N(B\bar{B})$	$S_{CP+}$	$C_{CP+}$	$S_{CP-}$	$C_{CP-}$	
$D^{*+}D^{*-}$						
BABAR [329]	383M	$-0.72 \pm 0.19 \pm 0.05$	$-0.05 \pm 0.14 \pm 0.02$	$-1.83 \pm 1.04 \pm 0.23$	$0.23 \pm 0.67 \pm 0.10$	
Experiment	$N(B\bar{B})$	$S_{+-}$	$C_{+-}$	$S_{-+}$	$C_{-+}$	$\mathcal{A}$
$D^{*\pm}D^\mp$						
BABAR [327]	364M	$-0.79 \pm 0.21 \pm 0.06$	$0.18 \pm 0.15 \pm 0.04$	$-0.44 \pm 0.22 \pm 0.06$	$0.23 \pm 0.15 \pm 0.04$	$0.12 \pm 0.06 \pm 0.02$
Belle [331]	152M	$-0.55 \pm 0.39 \pm 0.12$	$-0.37 \pm 0.22 \pm 0.06$	$-0.96 \pm 0.43 \pm 0.12$	$0.23 \pm 0.25 \pm 0.06$	$0.07 \pm 0.08 \pm 0.04$
<b>Average</b>		$-0.74 \pm 0.19$	$0.01 \pm 0.13$	$-0.55 \pm 0.20$	$0.23 \pm 0.13$	$0.10 \pm 0.05$
Confidence level		0.60 (0.5 $\sigma$ )	0.05 (2.0 $\sigma$ )	0.30 (1.0 $\sigma$ )	1.00 (0.0 $\sigma$ )	0.65 (0.5 $\sigma$ )

show an indication of direct  $CP$  violation, and hence a non-zero penguin contribution. The average of  $S_{b \rightarrow c\bar{c}d}$  in both  $J/\psi\pi^0$  and  $D^{*+}D^{*-}$  final states are about  $3\sigma$  from zero; however, due to the large uncertainty and possible non-Gaussian effects, any strong conclusion should be deferred.

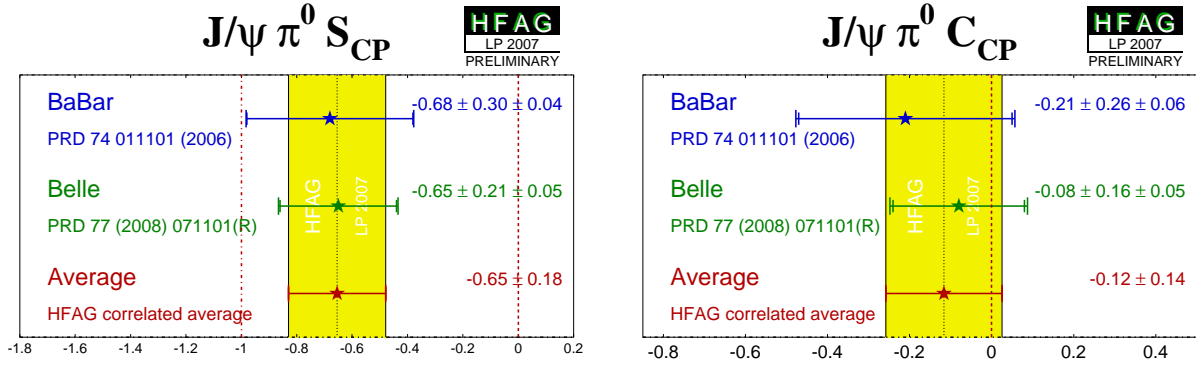


Figure 17: Averages of (left)  $S_{b \rightarrow c\bar{c}d}$  and (right)  $C_{b \rightarrow c\bar{c}d}$  for the mode  $B^0 \rightarrow J/\psi\pi^0$ .

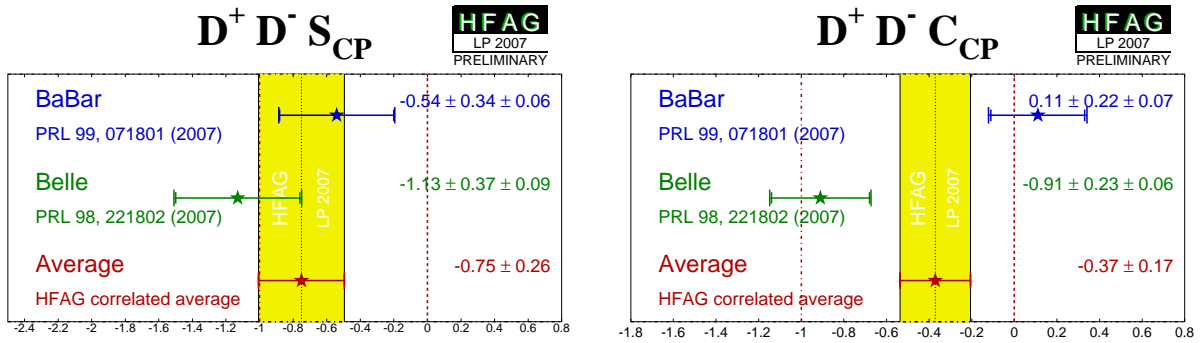


Figure 18: Averages of (left)  $S_{b \rightarrow c\bar{c}d}$  and (right)  $C_{b \rightarrow c\bar{c}d}$  for the mode  $B^0 \rightarrow D^+D^-$ .

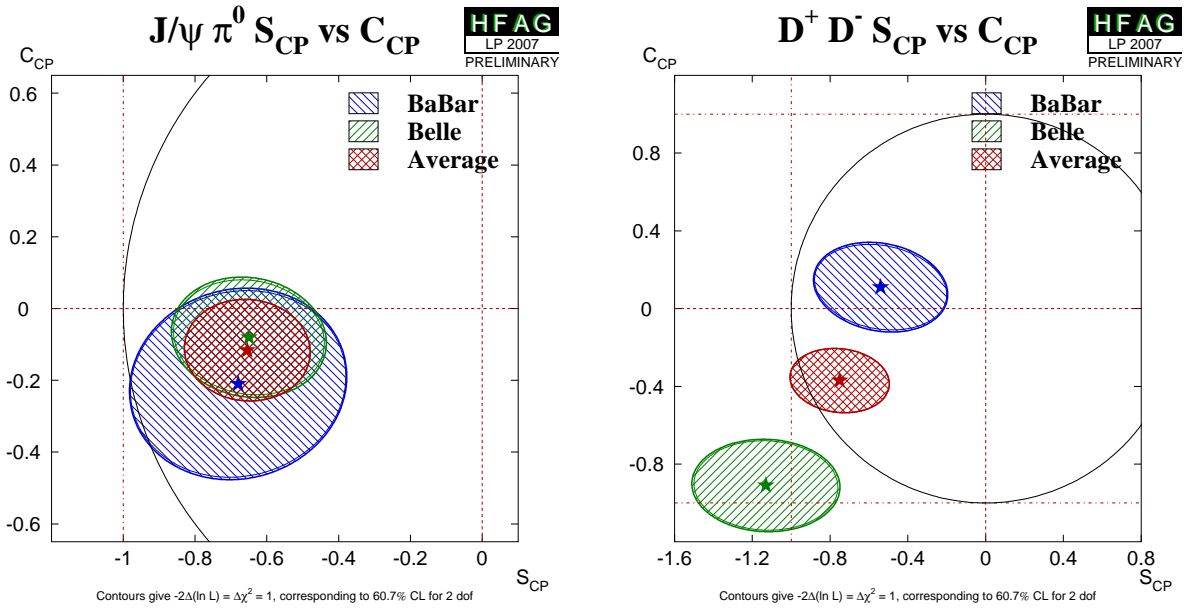


Figure 19: Averages of two  $b \rightarrow c\bar{c}d$  dominated channels, for which correlated averages are performed, in the  $S_{CP}$  vs.  $C_{CP}$  plane. (Left)  $B^0 \rightarrow J/\psi\pi^0$  and (right)  $B^0 \rightarrow D^+D^-$ .

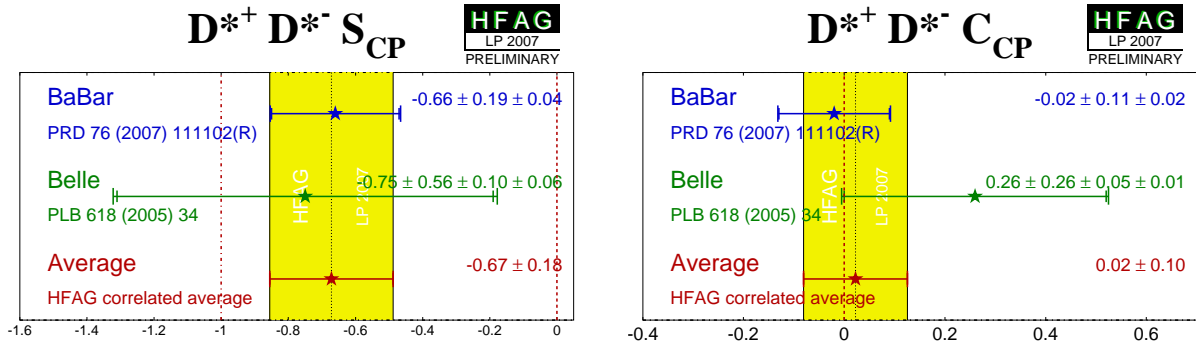


Figure 20: Averages of (left)  $S_{b \rightarrow c\bar{c}d}$  and (right)  $C_{b \rightarrow c\bar{c}d}$  for the mode  $B^0 \rightarrow D^{*+} D^{*-}$ .

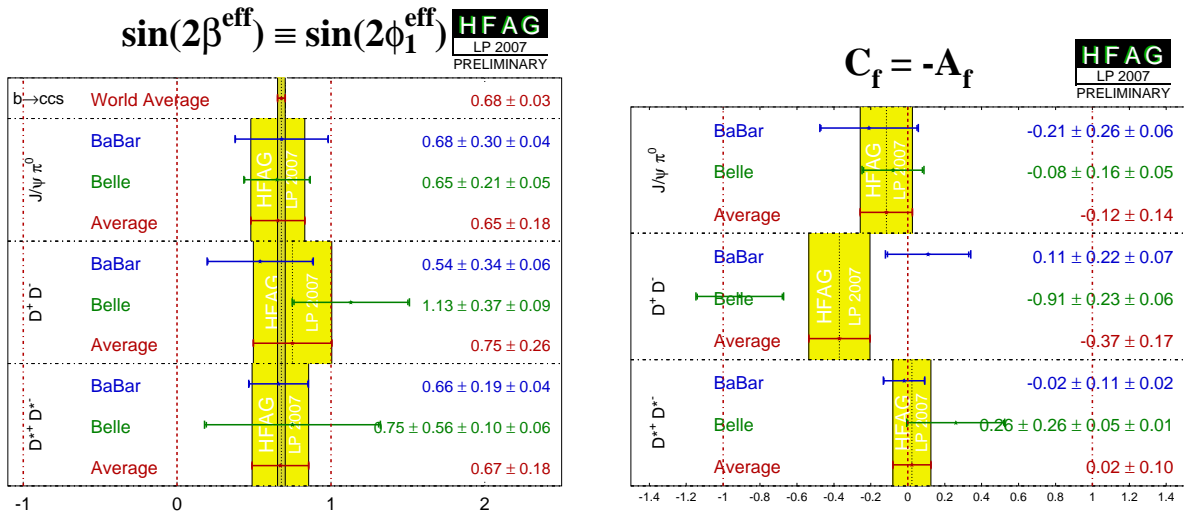


Figure 21: Averages of (left)  $-\eta S_{b \rightarrow c\bar{c}d}$  and (right)  $C_{b \rightarrow c\bar{c}d}$ . The  $-\eta S_{b \rightarrow q\bar{q}s}$  figure compares the results to the world average for  $-\eta S_{b \rightarrow c\bar{c}s}$  (see Section 4.4.1).

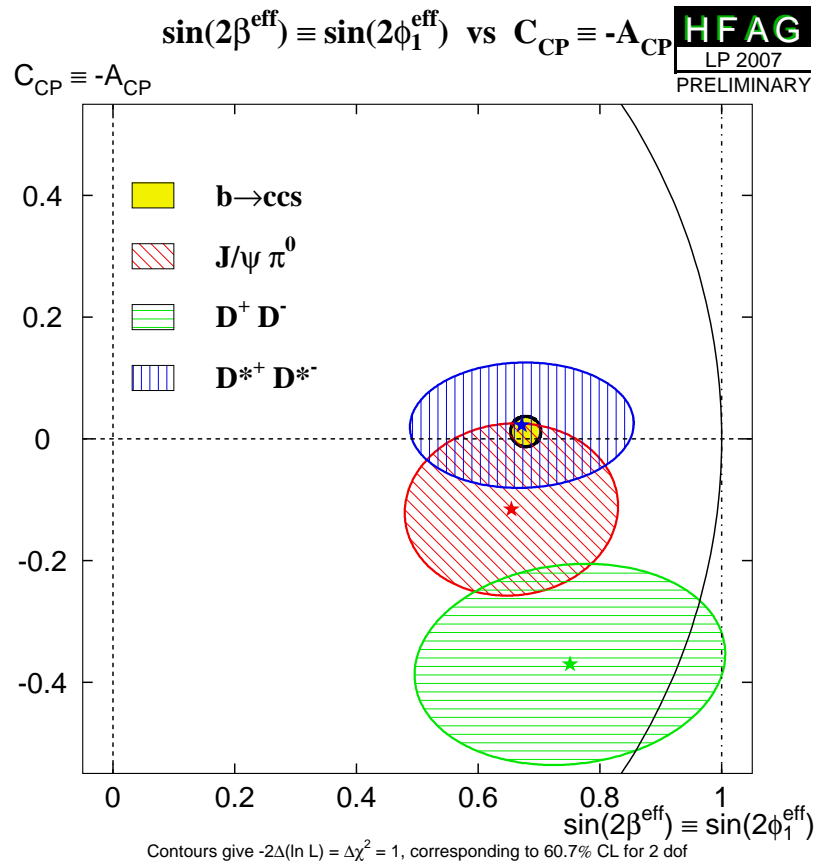


Figure 22: Compilation of constraints in the  $-\eta S_{b \rightarrow c\bar{c}d}$  vs.  $C_{b \rightarrow c\bar{c}d}$  plane.



## 4.8 Time-dependent $CP$ asymmetries in $b \rightarrow q\bar{q}d$ transitions

Decays such as  $B^0 \rightarrow K_s^0 K_s^0$  are pure  $b \rightarrow q\bar{q}d$  penguin transitions. As shown in Eq. 157, this diagram has different contributing weak phases, and therefore the observables are sensitive to the difference (which can be chosen to be either  $\beta$  or  $\gamma$ ). Note that if the contribution with the top quark in the loop dominates, the weak phase from the decay amplitudes should cancel that from mixing, so that no  $CP$  violation (neither mixing-induced nor direct) occurs. Non-zero contributions from loops with intermediate up and charm quarks can result in both types of effect (as usual, a strong phase difference is required for direct  $CP$  violation to occur).

Both *BABAR* [332] and Belle [333] have performed time-dependent analyses of  $B^0 \rightarrow K_s^0 K_s^0$ . The results are shown in Table 35 and Fig. 23.

Table 35: Results for  $B^0 \rightarrow K_s^0 K_s^0$ .

Experiment	$N(B\bar{B})$	$S_{CP}$	$C_{CP}$	Correlation
<i>BABAR</i> [332]	350M	$-1.28^{+0.80+0.11}_{-0.73-0.16}$	$-0.40 \pm 0.41 \pm 0.06$	-0.32
Belle [333]	657M	$-0.38^{+0.69}_{-0.77} \pm 0.09$	$0.38 \pm 0.38 \pm 0.05$	0.48
<b>Average</b>		$-1.08 \pm 0.49$	$-0.06 \pm 0.26$	0.14
Confidence level		0.29 (1.1 $\sigma$ )		

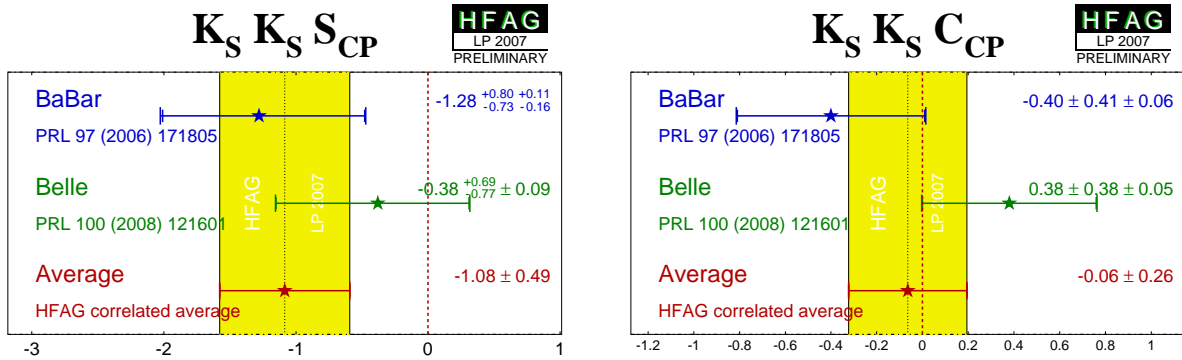


Figure 23: Averages of (left)  $S_{b \rightarrow q\bar{q}d}$  and (right)  $C_{b \rightarrow q\bar{q}d}$  for the mode  $B^0 \rightarrow K_s^0 K_s^0$ .

## 4.9 Time-dependent asymmetries in $b \rightarrow s\gamma$ transitions

The radiative decays  $b \rightarrow s\gamma$  produce photons which are highly polarized in the Standard Model. The decays  $B^0 \rightarrow F\gamma$  and  $\bar{B}^0 \rightarrow F\gamma$  produce photons with opposite helicities, and since the polarization is, in principle, observable, these final states cannot interfere. The finite mass of the  $s$  quark introduces small corrections to the limit of maximum polarization, but any large mixing induced  $CP$  violation would be a signal for new physics. Since a single weak phase dominates the  $b \rightarrow s\gamma$  transition in the Standard Model, the cosine term is also expected to be small.

Atwood *et al.* [335] have shown that an inclusive analysis with respect to  $K_s^0\pi^0\gamma$  can be performed, since the properties of the decay amplitudes are independent of the angular momentum of the  $K_s^0\pi^0$  system. However, if non-dipole operators contribute significantly to the amplitudes, then the Standard Model mixing-induced  $CP$  violation could be larger than the naïve expectation  $S \simeq -2(m_s/m_b) \sin(2\beta)$  [336,337]. In this case, the  $CP$  parameters may vary over the  $K_s^0\pi^0\gamma$  Dalitz plot, for example as a function of the  $K_s^0\pi^0$  invariant mass. Explicit calculations indicate such corrections are small for exclusive final states [338,339].

With the above in mind, we quote two averages: one for  $K^*(892)$  candidates only, and the other one for the inclusive  $K_s^0\pi^0\gamma$  decay (including the  $K^*(892)$ ). If the Standard Model dipole operator is dominant, both should give the same quantities (the latter naturally with smaller statistical error). If not, care needs to be taken in interpretation of the inclusive parameters, while the results on the  $K^*(892)$  resonance remain relatively clean. Results from *BABAR* and *Belle* are used for both averages; both experiments use the invariant mass range  $0.60 \text{ GeV}/c^2 < M_{K_s^0\pi^0} < 1.80 \text{ GeV}/c^2$  in the inclusive analysis. Note that these averages include an update from *BABAR* [340] on the  $K^*\gamma$  parameters but not on the  $K_s^0\pi^0\gamma$  parameters, so that the former are measured more precisely than the latter.

Table 36: Averages for  $b \rightarrow s\gamma$  modes.

Experiment	$N(B\bar{B})$	$S_{CP}(b \rightarrow s\gamma)$	$C_{CP}(b \rightarrow s\gamma)$	Correlation
$K^*(892)\gamma$				
<i>BABAR</i> [340]	431M	$-0.08 \pm 0.31 \pm 0.05$	$-0.15 \pm 0.17 \pm 0.03$	0.05
<i>Belle</i> [341]	535M	$-0.32^{+0.36}_{-0.33} \pm 0.05$	$0.20 \pm 0.24 \pm 0.05$	0.08
<b>Average</b>		$-0.19 \pm 0.23$	$-0.03 \pm 0.14$	0.06
Confidence level		0.43 (0.8 $\sigma$ )		
$K_s^0\pi^0\gamma$ (including $K^*(892)\gamma$ )				
<i>BABAR</i> [342]	232M	$-0.06 \pm 0.37$	$-0.48 \pm 0.22$	0.05
<i>Belle</i> [341]	535M	$-0.10 \pm 0.31 \pm 0.07$	$0.20 \pm 0.20 \pm 0.06$	0.08
<b>Average</b>		$-0.09 \pm 0.24$	$-0.12 \pm 0.15$	0.06
Confidence level		0.08 (1.8 $\sigma$ )		

The results are shown in Table 36, and in Figs. 24 and 25. No significant  $CP$  violation results are seen; the results are consistent with the Standard Model and with other measurements in the  $b \rightarrow s\gamma$  system (see Sec. 7).

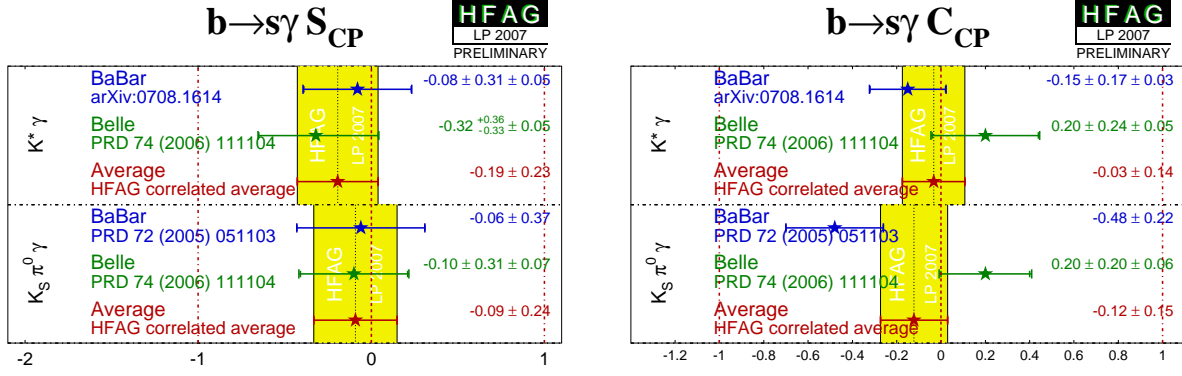


Figure 24: Averages of (left)  $S_{b \rightarrow s \gamma}$  and (right)  $C_{b \rightarrow s \gamma}$ . Recall that the data for  $K^* \gamma$  is a subset of that for  $K_S^0 \pi^0 \gamma$ .

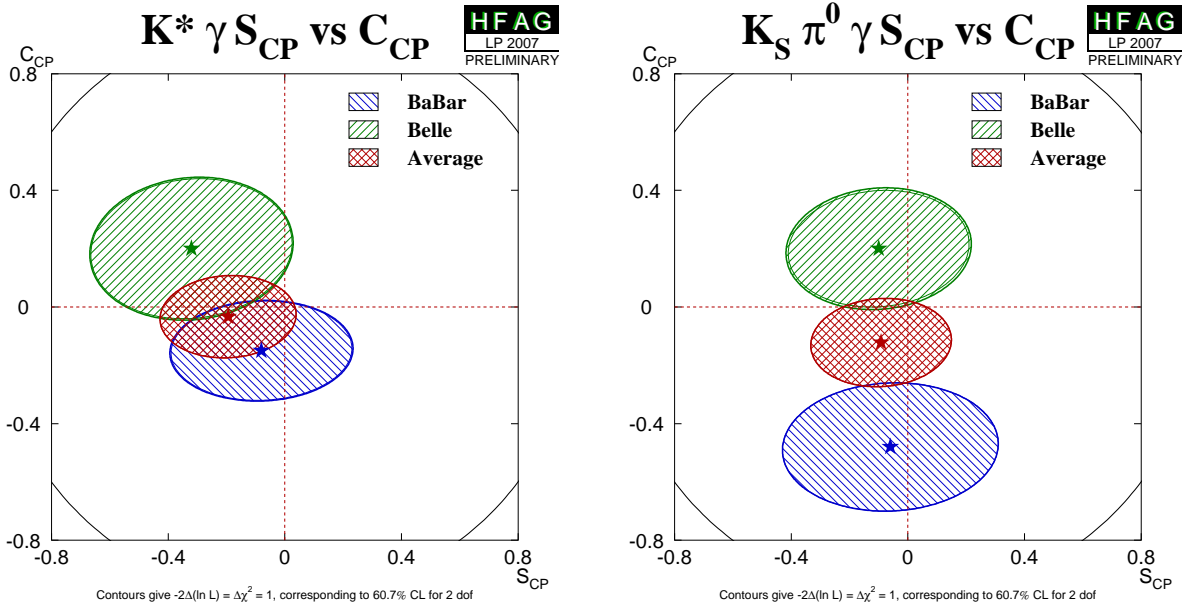


Figure 25: Averages of  $b \rightarrow s \gamma$  dominated channels, for which correlated averages are performed, in the  $S_{CP}$  vs.  $C_{CP}$  plane. (Left)  $B^0 \rightarrow K^* \gamma$  and (right)  $B^0 \rightarrow K_S^0 \pi^0 \gamma$  (including  $K^* \gamma$ ).

#### 4.10 Time-dependent asymmetries in $b \rightarrow d \gamma$ transitions

The formalism for the radiative decays  $b \rightarrow d \gamma$  is much the same as that for  $b \rightarrow s \gamma$  discussed above. Assuming dominance of the top quark in the loop, the weak phase in decay should cancel with that from mixing, so that the mixing-induced  $CP$  violation parameter  $S_{CP}$  should be very small. Corrections due to the finite light quark mass are smaller compared to  $b \rightarrow s \gamma$ , since  $m_d < m_s$ , and although QCD corrections may still play a role, they cannot significantly affect the prediction  $S_{b \rightarrow d \gamma} \simeq 0$ . Large direction  $CP$  violation effects could, however, be seen through a non-zero value of  $C_{b \rightarrow d \gamma}$ , since the top loop is not the only contribution.

Results using the mode  $B^0 \rightarrow \rho^0 \gamma$  are available from Belle and are shown in Table 37.

Table 37: Averages for  $B^0 \rightarrow \rho^0 \gamma$ .

Experiment	$N(B\bar{B})$	$S_{CP}$	$C_{CP}$	Correlation
Belle [343]	657M	$-0.83 \pm 0.65 \pm 0.18$	$0.44 \pm 0.49 \pm 0.14$	-0.08

## 4.11 Time-dependent $CP$ asymmetries in $b \rightarrow u\bar{u}d$ transitions

The  $b \rightarrow u\bar{u}d$  transition can be mediated by either a  $b \rightarrow u$  tree amplitude or a  $b \rightarrow d$  penguin amplitude. These transitions can be investigated using the time dependence of  $B^0$  decays to final states containing light mesons. Results are available from both *BABAR* and Belle for the  $CP$  eigenstate ( $\eta = +1$ )  $\pi^+\pi^-$  final state and for the vector-vector final state  $\rho^+\rho^-$ , which is found to be dominated by the  $CP$ -even longitudinally polarized component (*BABAR* measure  $f_{\text{long}} = 0.992 \pm 0.024^{+0.026}_{-0.013}$  [348] while Belle measure  $f_{\text{long}} = 0.941^{+0.034}_{-0.040} \pm 0.030$  [349]). *BABAR* have also performed a time-dependent analysis of the vector-vector final state  $\rho^0\rho^0$  [351], in which they measure  $f_{\text{long}} = 0.70 \pm 0.14 \pm 0.05$ , and furthermore have also performed a time-dependent analysis of the  $B^0 \rightarrow a_1^\pm\pi^\mp$  decay [357]. These results, and averages, are listed in Table 38. The averages for  $\pi^+\pi^-$  are shown in Fig. 26, and those for  $\rho^+\rho^-$  are shown in Fig. 27, with the averages in the  $S_{CP}$  vs.  $C_{CP}$  plane shown in Fig. 28.

Table 38: Averages for  $b \rightarrow u\bar{u}d$  modes.

Experiment	$N(B\bar{B})$	$S_{CP}$	$C_{CP}$	Correlation		
$\pi^+\pi^-$						
<i>BABAR</i> [346]	383M	$-0.60 \pm 0.11 \pm 0.03$	$-0.21 \pm 0.09 \pm 0.02$	$-0.07$		
Belle [347]	535M	$-0.61 \pm 0.10 \pm 0.04$	$-0.55 \pm 0.08 \pm 0.05$	$-0.15$		
<b>Average</b>		$-0.61 \pm 0.08$	$-0.38 \pm 0.07$	$-0.09$		
Confidence level		0.034 ( $2.1\sigma$ )				
$\rho^+\rho^-$						
<i>BABAR</i> [348]	387M	$-0.17 \pm 0.20^{+0.05}_{-0.06}$	$0.01 \pm 0.15 \pm 0.06$	$-0.04$		
Belle [350]	535M	$0.19 \pm 0.30 \pm 0.07$	$-0.16 \pm 0.21 \pm 0.07$	$0.10$		
<b>Average</b>		$-0.05 \pm 0.17$	$-0.06 \pm 0.13$	$0.01$		
Confidence level		0.50 ( $0.7\sigma$ )				
$\rho^0\rho^0$						
<i>BABAR</i> [351]	427M	$0.5 \pm 0.9 \pm 0.2$	$0.4 \pm 0.9 \pm 0.2$	–		
$a_1^\pm\pi^\mp$						
Experiment	$N(B\bar{B})$	$A_{CP}$	$C$	$S$	$\Delta C$	$\Delta S$
<i>BABAR</i> [357]	384M	$-0.07 \pm 0.07 \pm 0.02$	$-0.10 \pm 0.15 \pm 0.09$	$0.37 \pm 0.21 \pm 0.07$	$0.26 \pm 0.15 \pm 0.07$	$-0.14 \pm 0.21 \pm 0.06$

If the penguin contribution is negligible, the time-dependent parameters for  $B^0 \rightarrow \pi^+\pi^-$  and  $B^0 \rightarrow \rho^+\rho^-$  are given by  $S_{b \rightarrow u\bar{u}d} = \eta \sin(2\alpha)$  and  $C_{b \rightarrow u\bar{u}d} = 0$ . In the presence of the penguin contribution, direct  $CP$  violation may arise, and there is no straightforward interpretation of  $S_{b \rightarrow u\bar{u}d}$  and  $C_{b \rightarrow u\bar{u}d}$ . An isospin analysis [358] can be used to disentangle the contributions and extract  $\alpha$ .

For the non- $CP$  eigenstate  $\rho^\pm\pi^\mp$ , both *BABAR* [354] and Belle [355, 356] have performed time-dependent Dalitz plot (DP) analyses of the  $\pi^+\pi^-\pi^0$  final state [344]; such analyses allow direct measurements of the phases. Both experiments have measured the  $U$  and  $I$  parameters discussed in Sec. 4.2.4 and defined in Table 19. We have performed a full correlated average of these parameters, the results of which are summarized in Fig. 29.

Both experiments have also extracted the Q2B parameters. We have performed a full correlated average of these parameters, which is equivalent to determining the values from the

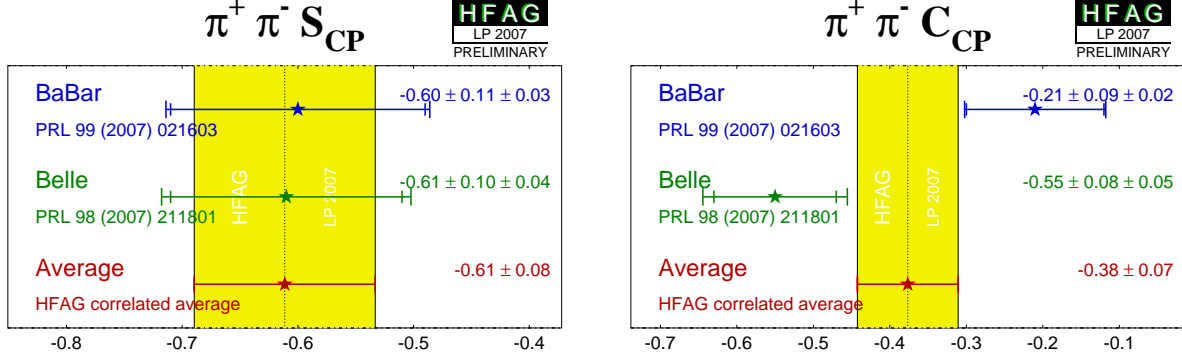


Figure 26: Averages of (left)  $S_{b \to u\bar{u}d}$  and (right)  $C_{b \to u\bar{u}d}$  for the mode  $B^0 \to \pi^+ \pi^-$ .

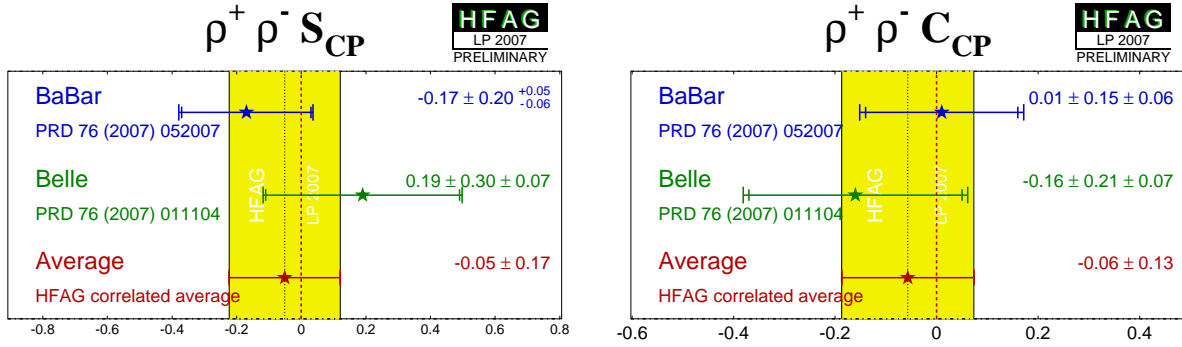


Figure 27: Averages of (left)  $S_{b \to u\bar{u}d}$  and (right)  $C_{b \to u\bar{u}d}$  for the mode  $B^0 \to \rho^+ \rho^-$ .

averaged  $U$  and  $I$  parameters. The results are shown in Table. 39. Averages of the  $B^0 \to \rho^0 \pi^0$  Q2B parameters are shown in Figs. 30 and 31.

With the notation described in Sec. 4.2 (Eq. (134)), the time-dependent parameters for the Q2B  $B^0 \to \rho^\pm \pi^\mp$  analysis are, neglecting penguin contributions, given by

$$S_{\rho\pi} = \sqrt{1 - \left(\frac{\Delta C}{2}\right)^2} \sin(2\alpha) \cos(\delta), \quad \Delta S_{\rho\pi} = \sqrt{1 - \left(\frac{\Delta C}{2}\right)^2} \cos(2\alpha) \sin(\delta) \quad (159)$$

and  $C_{\rho\pi} = \mathcal{A}_{CP}^{\rho\pi} = 0$ , where  $\delta = \arg(A_{-+} A_{+-}^*)$  is the strong phase difference between the  $\rho^- \pi^+$  and  $\rho^+ \pi^-$  decay amplitudes. In the presence of the penguin contribution, there is no straightforward interpretation of the Q2B observables in the  $B^0 \to \rho^\pm \pi^\mp$  system in terms of CKM parameters. However direct  $CP$  violation may arise, resulting in either or both of  $C_{\rho\pi} \neq 0$  and  $\mathcal{A}_{CP}^{\rho\pi} \neq 0$ . Equivalently, direct  $CP$  violation may be seen by either of the decay-type-specific observables  $\mathcal{A}_{\rho\pi}^{+-}$  and  $\mathcal{A}_{\rho\pi}^{-+}$ , defined in Eq. (135), deviating from zero. Results and averages for these parameters are also given in Table 39. Averages of the direct  $CP$  violation effect in  $B^0 \to \rho^\pm \pi^\mp$  are shown in Fig. 32, both in  $\mathcal{A}_{CP}^{\rho\pi}$  vs.  $C_{\rho\pi}$  space and in  $\mathcal{A}_{\rho\pi}^{-+}$  vs.  $\mathcal{A}_{\rho\pi}^{+-}$  space.

Some difference is seen between the *BABAR* and Belle measurements in the  $\pi^+ \pi^-$  system. The confidence level of the average is 0.034, which corresponds to a  $2.1\sigma$  discrepancy. Since there is no evidence of systematic problems in either analysis, we do not rescale the errors of

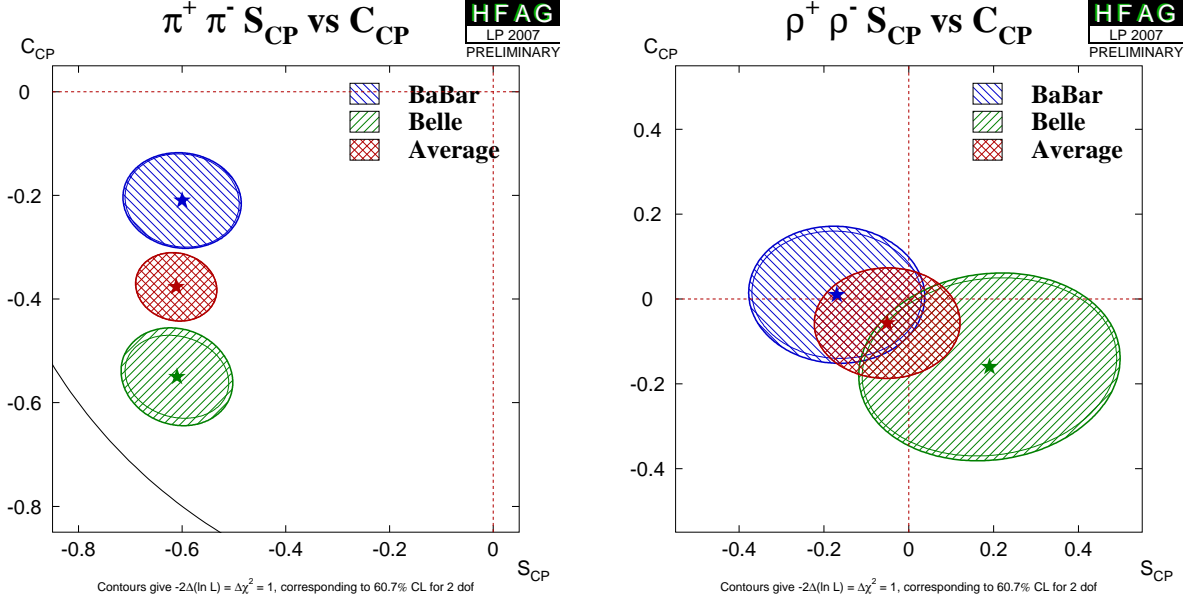


Figure 28: Averages of  $b \rightarrow u\bar{u}d$  dominated channels, for which correlated averages are performed, in the  $S_{CP}$  vs.  $C_{CP}$  plane. (Left)  $B^0 \rightarrow \pi^+\pi^-$  and (right)  $B^0 \rightarrow \rho^+\rho^-$ .

the averages. The averages for  $S_{b \rightarrow u\bar{u}d}$  and  $C_{b \rightarrow u\bar{u}d}$  in  $B^0 \rightarrow \pi^+\pi^-$  are both more than  $5\sigma$  away from zero, suggesting that both mixing-induced and direct  $CP$  violation are well-established in this channel. Nonetheless, due to the possible discrepancy mentioned above, a slightly cautious interpretation should be made with regard to the significance of direct  $CP$  violation.

In  $B^0 \rightarrow \rho^\pm\pi^\mp$ , however, both experiments see an indication of direct  $CP$  violation in the  $\mathcal{A}_{CP}^{\rho\pi}$  parameter (as seen in Fig. 32). The average is more than  $3\sigma$  from zero, providing evidence of direct  $CP$  violation in this channel.

### Constraints on $\alpha$

The precision of the measured  $CP$  violation parameters in  $b \rightarrow u\bar{u}d$  transitions allows constraints to be set on the UT angle  $\alpha$ . Constraints have been obtained with various methods:

- Both *BABAR* [360] and Belle [347] have performed isospin analyses in the  $\pi\pi$  system. Belle exclude  $9^\circ < \phi_2 < 81^\circ$  at the 95.4% C.L. while *BABAR* give a confidence level interpretation for  $\alpha$ , exclude the range  $25^\circ < \alpha < 66^\circ$  at the 90% C.L., and find the solution consistent with the Standard Model to be  $\alpha = (96_{-6}^{+10})^\circ$ . In both cases, only solutions in  $0^\circ$ – $180^\circ$  are considered.
- Both experiments have also performed isospin analyses in the  $\rho\rho$  system. *BABAR* [348] find  $\alpha \in [73.1, 117.0]^\circ$  at 68% C.L. while Belle [350] obtain  $54^\circ < \phi_2 < 113^\circ$  at 90% confidence level. The largest contribution to the uncertainty is due to the possible penguin contribution, limited by the knowledge of the  $B^0 \rightarrow \rho^0\rho^0$  branching fraction and is correlated between the measurements. In the *BABAR* [351] study of  $B^0 \rightarrow \rho^0\rho^0$ , a constraint of  $|\alpha - \alpha^{\text{eff}}| < 14.5^\circ$  ( $16.5^\circ$ ) is obtained at 68% (90%) CL. The solution at  $\alpha - \alpha^{\text{eff}} = +11.3^\circ$  is preferred.
- The time-dependent Dalitz plot analysis of the  $B^0 \rightarrow \pi^+\pi^-\pi^0$  decay allows a determi-

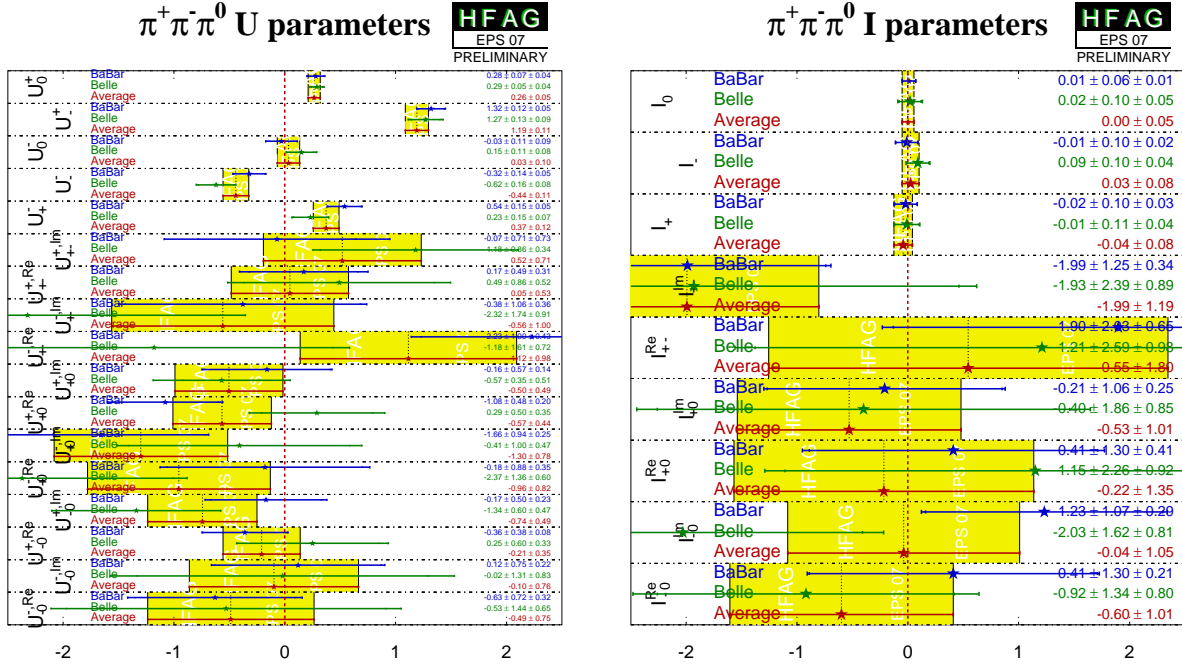


Figure 29: Summary of the  $U$  and  $I$  parameters measured in the time-dependent  $B^0 \rightarrow \pi^+ \pi^- \pi^0$  Dalitz plot analysis.

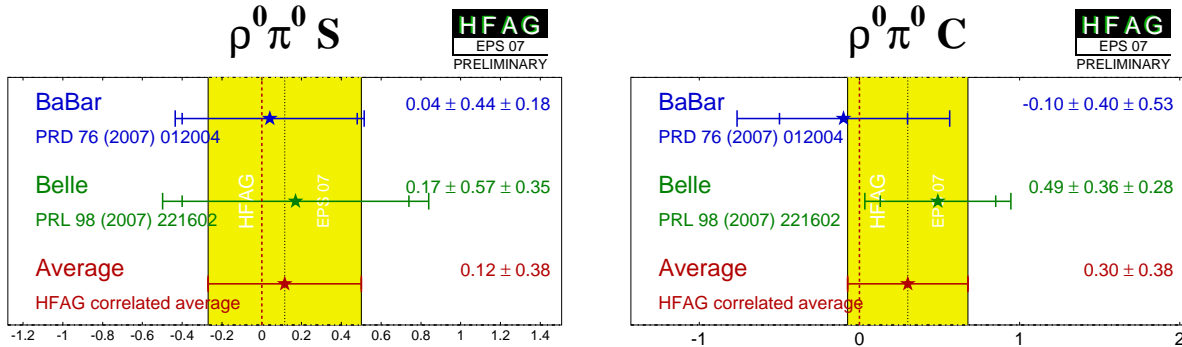


Figure 30: Averages of (left)  $S_{b \rightarrow u \bar{d}}$  and (right)  $C_{b \rightarrow u \bar{d}}$  for the mode  $B^0 \rightarrow \rho^0 \pi^0$ .

nation of  $\alpha$  without input from any other channels. *BABAR* [354] obtain the constraint  $75^\circ < \alpha < 152^\circ$  at 68% C.L. Belle [355, 356] have performed a similar analysis, and in addition have included information from the SU(2) partners of  $B \rightarrow \rho \pi$ , which can be used to constrain  $\alpha$  via an isospin pentagon relation [359]. With this analysis, Belle obtain the tighter constraint  $\phi_2 = (83_{-23}^{+12})^\circ$  (where the errors correspond to  $1\sigma$ , *i.e.* 68.3% confidence level).

- Each experiment has obtained a value of  $\alpha$  from combining its results in the different  $b \rightarrow u \bar{d}$  modes (with some input also from HFAG). These values have appeared in talks, but not in publications, and are not listed here.



Table 39: Averages of quasi-two-body parameters extracted from time-dependent Dalitz plot analysis of  $B^0 \rightarrow \pi^+\pi^-\pi^0$ .

Experiment	$N(B\bar{B})$	$\mathcal{A}_{CP}^{\rho\pi}$	$C_{\rho\pi}$	$S_{\rho\pi}$	$\Delta C_{\rho\pi}$	$\Delta S_{\rho\pi}$	
<i>BABAR</i>	[354]	375M	$-0.14 \pm 0.05 \pm 0.02$	$0.15 \pm 0.09 \pm 0.05$	$-0.03 \pm 0.11 \pm 0.04$	$0.39 \pm 0.09 \pm 0.09$	$-0.01 \pm 0.14 \pm 0.06$
<i>Belle</i>	[355, 356]	449M	$-0.12 \pm 0.05 \pm 0.04$	$-0.13 \pm 0.09 \pm 0.05$	$0.06 \pm 0.13 \pm 0.05$	$0.36 \pm 0.10 \pm 0.05$	$-0.08 \pm 0.13 \pm 0.05$
<b>Average</b>			$-0.13 \pm 0.04$	$0.01 \pm 0.07$	$0.01 \pm 0.09$	$0.37 \pm 0.08$	$-0.04 \pm 0.10$
Confidence level					$0.52 (0.6\sigma)$		

Experiment	$N(B\bar{B})$	$\mathcal{A}_{\rho\pi}^{-+}$	$\mathcal{A}_{\rho\pi}^{+-}$	Correlation	
<i>BABAR</i>	[354]	375M	$-0.37^{+0.16}_{-0.10} \pm 0.09$	$0.03 \pm 0.07 \pm 0.04$	0.62
<i>Belle</i>	[355, 356]	449M	$0.08 \pm 0.16 \pm 0.11$	$0.21 \pm 0.08 \pm 0.04$	0.47
<b>Average</b>			$-0.18 \pm 0.12$	$0.11 \pm 0.06$	0.40
Confidence level					$0.14 (1.5\sigma)$

Experiment	$N(B\bar{B})$	$C_{\rho^0\pi^0}$	$S_{\rho^0\pi^0}$	Correlation	
<i>BABAR</i>	[354]	375M	$-0.10 \pm 0.40 \pm 0.53$	$0.04 \pm 0.44 \pm 0.18$	0.35
<i>Belle</i>	[355, 356]	449M	$0.49 \pm 0.36 \pm 0.28$	$0.17 \pm 0.57 \pm 0.35$	0.08
<b>Average</b>			$0.30 \pm 0.38$	$0.12 \pm 0.38$	0.12
Confidence level					$0.76 (0.3\sigma)$

- The CKMfitter [271] and UTFit [272] groups use the measurements from Belle and *BABAR* given above with other branching fractions and  $CP$  asymmetries in  $B \rightarrow \pi\pi$ ,  $\rho\pi$  and  $\rho\rho$  modes, to perform isospin analyses for each system, and to make combined constraints on  $\alpha$ .

Note that methods based on isospin symmetry make extensive use of measurements of branching fractions and direct  $CP$  asymmetries, as averaged by the HFAG Rare Decays subgroup (Sec. 7). Note also that each method suffers from discrete ambiguities in the solutions. The model assumption in the  $B^0 \rightarrow \pi^+\pi^-\pi^0$  analysis allows to resolve some of the multiple solutions, and results in a single preferred value for  $\alpha$  in  $[0, \pi]$ . All the above measurements correspond to the choice that is in agreement with the global CKM fit.

At present we make no attempt to provide an HFAG average for  $\alpha$ . More details on procedures to calculate a best fit value for  $\alpha$  can be found in Refs. [271, 272].

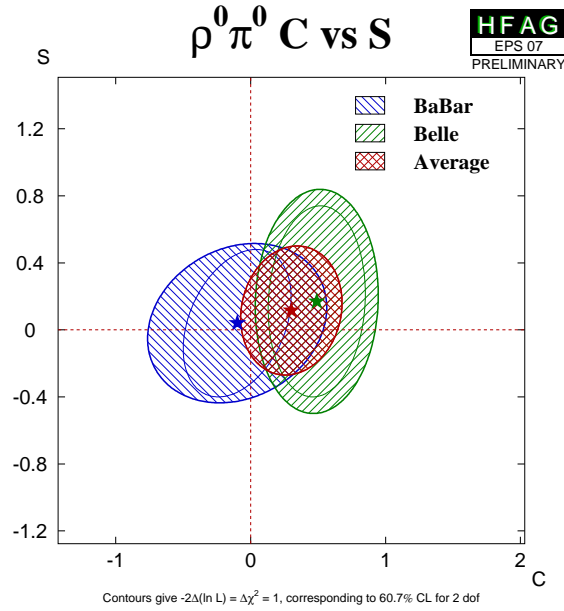


Figure 31: Averages of  $b \rightarrow u\bar{u}d$  dominated channels, for the mode  $B^0 \rightarrow \rho^0\pi^0$  in the  $S_{CP}$  vs.  $C_{CP}$  plane.

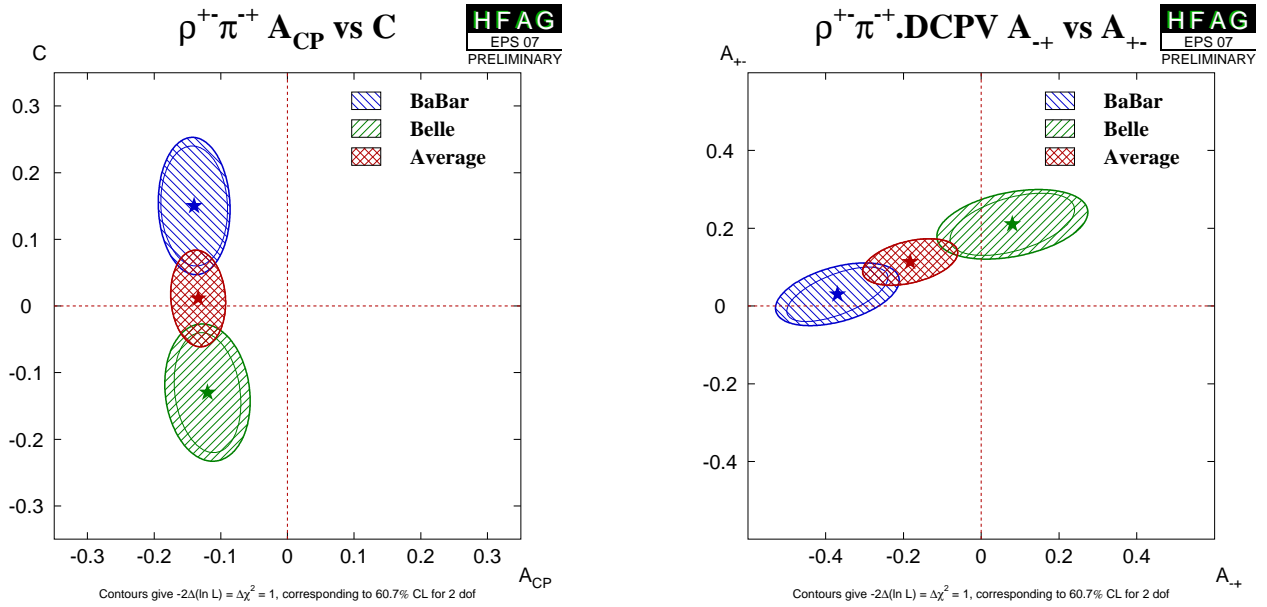


Figure 32: Direct  $CP$  violation in  $B^0 \rightarrow \rho^\pm\pi^\mp$ . (Left)  $\mathcal{A}_{CP}^{\rho\pi}$  vs.  $C_{\rho\pi}$  space, (right)  $\mathcal{A}_{\rho\pi}^{-+}$  vs.  $\mathcal{A}_{\rho\pi}^{+-}$  space.

## 4.12 Time-dependent $CP$ asymmetries in $b \rightarrow c\bar{u}d/u\bar{c}d$ transitions

Non- $CP$  eigenstates such as  $D^\pm\pi^\mp$ ,  $D^{*\pm}\pi^\mp$  and  $D^\pm\rho^\mp$  can be produced in decays of  $B^0$  mesons either via Cabibbo favoured ( $b \rightarrow c$ ) or doubly Cabibbo suppressed ( $b \rightarrow u$ ) tree amplitudes. Since no penguin contribution is possible, these modes are theoretically clean. The ratio of the magnitudes of the suppressed and favoured amplitudes,  $R$ , is sufficiently small (predicted to be about 0.02), that terms of  $\mathcal{O}(R^2)$  can be neglected, and the sine terms give sensitivity to the combination of UT angles  $2\beta + \gamma$ .

As described in Sec. 4.2.5, the averages are given in terms of parameters  $a$  and  $c$ .  $CP$  violation would appear as  $a \neq 0$ . Results are available from both *BABAR* and Belle in the modes  $D^\pm\pi^\mp$  and  $D^{*\pm}\pi^\mp$ ; for the latter mode both experiments have used both full and partial reconstruction techniques. (*BABAR* have provided separate results with each technique, while Belle have in addition provided a combined result.) Results are also available from *BABAR* using  $D^\pm\rho^\mp$ . These results, and their averages, are listed in Table 40, and are shown in Fig. 33. The constraints in  $c$  vs.  $a$  space for the  $D\pi$  and  $D^*\pi$  modes are shown in Fig. 34. It is notable that the average value of  $a$  from  $D^*\pi$  is more than  $3\sigma$  from zero, providing evidence of  $CP$  violation in this channel.

Table 40: Averages for  $b \rightarrow c\bar{u}d/u\bar{c}d$  modes. Note that the ‘‘Belle (combined)’’ result for  $D^{*\pm}\pi^\mp$  is a combination of the ‘‘Belle (full rec.)’’ and ‘‘Belle (partial rec.)’’ results.

Experiment		$N(B\bar{B})$	$a$	$c$
$D^\pm\pi^\mp$				
<i>BABAR</i> (full rec.)	[361]	232M	$-0.010 \pm 0.023 \pm 0.007$	$-0.033 \pm 0.042 \pm 0.012$
Belle (full rec.)	[362]	386M	$-0.050 \pm 0.021 \pm 0.012$	$-0.019 \pm 0.021 \pm 0.012$
<b>Average</b>			$-0.030 \pm 0.017$	$-0.022 \pm 0.021$
Confidence level			0.24 (1.2 $\sigma$ )	0.78 (0.3 $\sigma$ )
$D^{*\pm}\pi^\mp$				
<i>BABAR</i> (full rec.)	[361]	232M	$-0.040 \pm 0.023 \pm 0.010$	$0.049 \pm 0.042 \pm 0.015$
<i>BABAR</i> (partial rec.)	[363]	232M	$-0.034 \pm 0.014 \pm 0.009$	$-0.019 \pm 0.022 \pm 0.013$
Belle (full rec.)	[362]	386M	$-0.039 \pm 0.020 \pm 0.013$	$-0.011 \pm 0.020 \pm 0.013$
Belle (partial rec.)	[362]	386M	$-0.041 \pm 0.019 \pm 0.017$	$-0.007 \pm 0.019 \pm 0.017$
Belle (combined)	[362]	386M	$-0.040 \pm 0.014 \pm 0.011$	$-0.009 \pm 0.014 \pm 0.011$
<b>Average</b>			$-0.037 \pm 0.011$	$-0.006 \pm 0.014$
Confidence level			0.96 (0.0 $\sigma$ )	0.41 (0.8 $\sigma$ )
$D^\pm\rho^\mp$				
<i>BABAR</i> (full rec.)	[361]	232M	$-0.024 \pm 0.031 \pm 0.009$	$-0.098 \pm 0.055 \pm 0.018$

For each of  $D\pi$ ,  $D^*\pi$  and  $D\rho$ , there are two measurements ( $a$  and  $c$ , or  $S^+$  and  $S^-$ ) which depend on three unknowns ( $R$ ,  $\delta$  and  $2\beta + \gamma$ ), of which two are different for each decay mode. Therefore, there is not enough information to solve directly for  $2\beta + \gamma$ . However, for each choice of  $R$  and  $2\beta + \gamma$ , one can find the value of  $\delta$  that allows  $a$  and  $c$  to be closest to their measured values, and calculate the distance in terms of numbers of standard deviations. (We currently neglect experimental correlations in this analysis.) These values of  $N(\sigma)_{\min}$  can then be plotted as a function of  $R$  and  $2\beta + \gamma$  (and can trivially be converted to confidence levels).

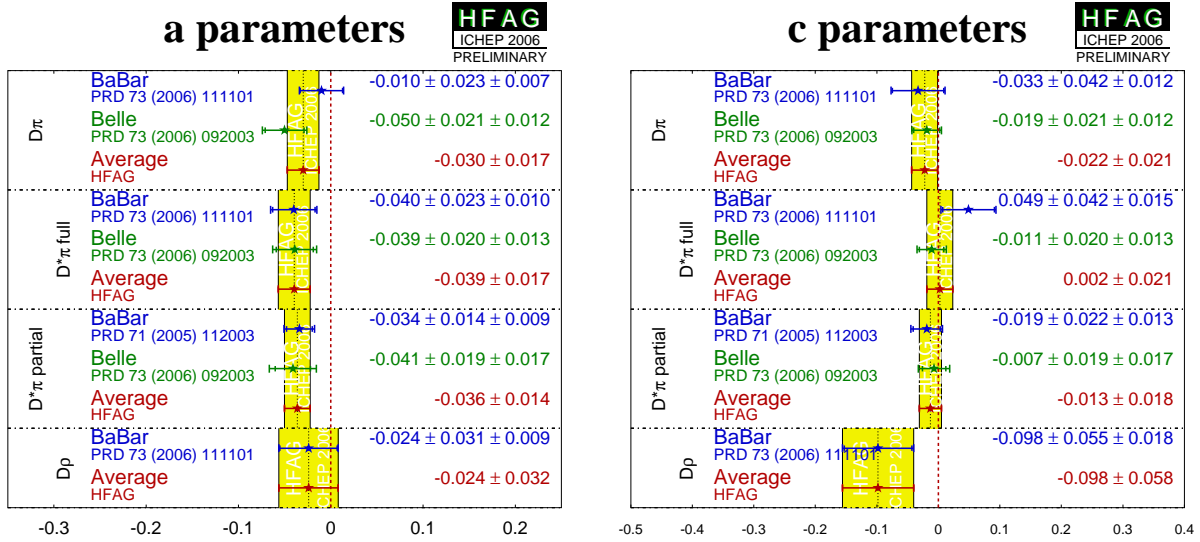


Figure 33: Averages for  $b \rightarrow c\bar{u}d/u\bar{c}d$  modes.

These plots are given for the  $D\pi$  and  $D^*\pi$  modes in Figure 34; the uncertainties in the  $D\rho$  mode are currently too large to give any meaningful constraint.

The constraints can be tightened if one is willing to use theoretical input on the values of  $R$  and/or  $\delta$ . One popular choice is the use of SU(3) symmetry to obtain  $R$  by relating the suppressed decay mode to  $B$  decays involving  $D_s$  mesons. More details can be found in Refs. [271, 272].

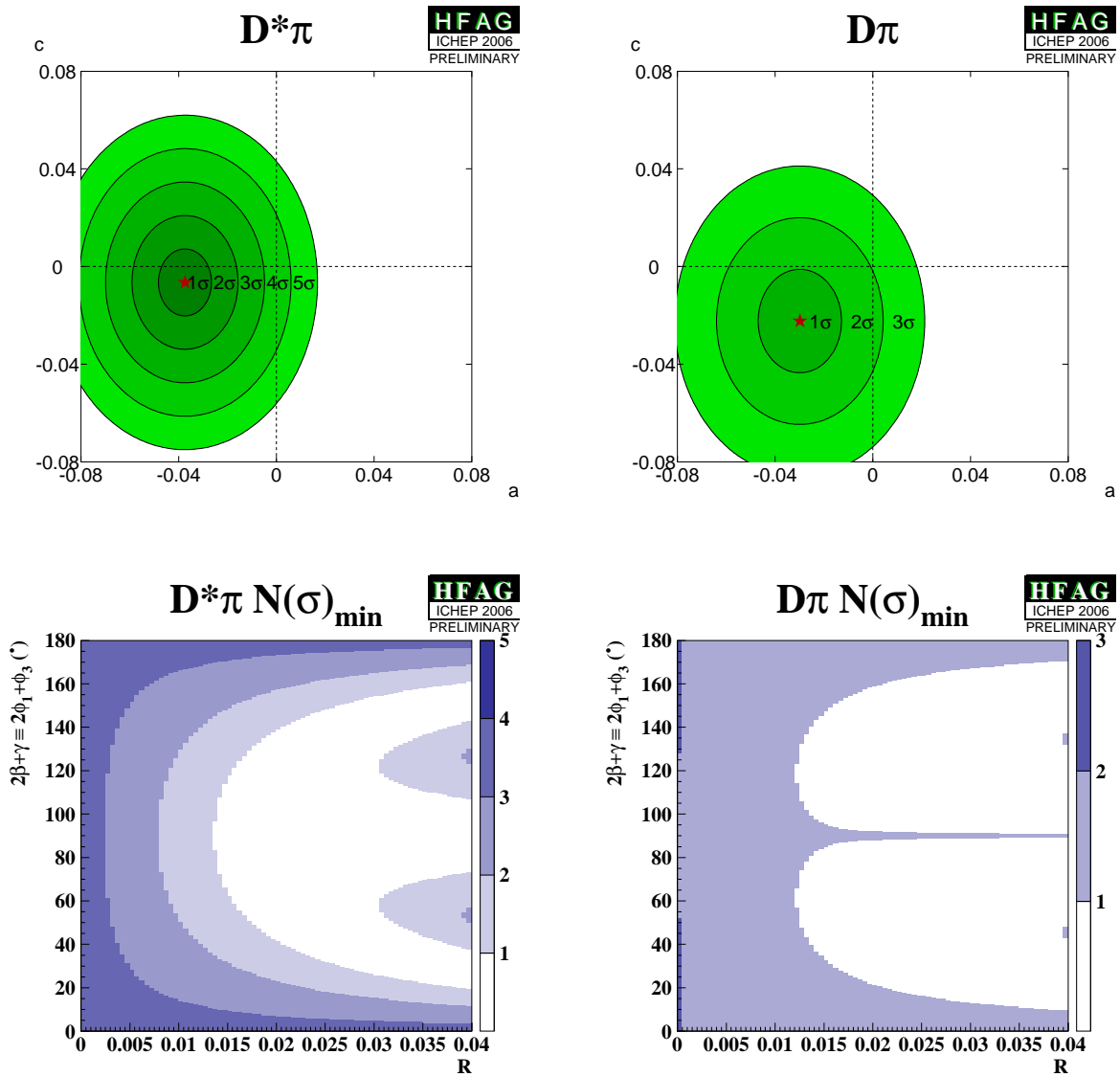


Figure 34: Results from  $b \rightarrow c\bar{u}d/u\bar{c}d$  modes. (Top) Constraints in  $c$  vs.  $a$  space. (Bottom) Constraints in  $2\beta + \gamma$  vs.  $R$  space. (Left)  $D^*\pi$  and (right)  $D\pi$  modes.

### 4.13 Rates and asymmetries in $B^\mp \rightarrow D^{(*)}K^{(*)\mp}$ decays

As explained in Sec. 4.2.7, rates and asymmetries in  $B^\mp \rightarrow D^{(*)}K^{(*)\mp}$  decays are sensitive to  $\gamma$ . Various methods using different  $D^{(*)}$  final states exist.

#### 4.13.1 $D$ decays to $CP$ eigenstates

Results are available from both *BABAR* and Belle on GLW analyses in the decay modes  $B^\mp \rightarrow DK^\mp$ ,  $B^\mp \rightarrow D^*K^\mp$  and  $B^\mp \rightarrow DK^{*\mp}$ . Both experiments use the  $CP$ -even  $D$  decay final states  $K^+K^-$  and  $\pi^+\pi^-$  in all three modes; both experiments also use only the  $D^* \rightarrow D\pi^0$  decay, which gives  $CP(D^*) = CP(D)$ . For  $CP$ -odd  $D$  decay final states, Belle uses  $K_s^0\pi^0$ ,  $K_s^0\eta$  and  $K_s^0\phi$  in all three analyses, and also use  $K_s^0\omega$  in  $DK^\mp$  and  $D^*K^\mp$  analyses. *BABAR* uses  $K_s^0\pi^0$  only for  $DK^\mp$  analysis; for  $DK^{*\mp}$  analysis they also use  $K_s^0\phi$  and  $K_s^0\omega$  (and assign an asymmetric systematic error due to  $CP$ -even pollution in these  $CP$ -odd channels [381]). The results and averages are given in Table 41 and shown in Fig. 35.

Table 41: Averages from GLW analyses of  $b \rightarrow \bar{c}us/u\bar{c}s$  modes.

Experiment	$N(B\bar{B})$	$A_{CP+}$	$A_{CP-}$	$R_{CP+}$	$R_{CP-}$
$D_{CP}K^-$					
<i>BABAR</i> [379]	382M	$0.35 \pm 0.09 \pm 0.05$	$-0.19 \pm 0.12 \pm 0.02$	$1.07 \pm 0.10 \pm 0.04$	$0.81 \pm 0.10 \pm 0.05$
Belle [380]	275M	$0.06 \pm 0.14 \pm 0.05$	$-0.12 \pm 0.14 \pm 0.05$	$1.13 \pm 0.16 \pm 0.08$	$1.17 \pm 0.14 \pm 0.14$
<b>Average</b>		$0.26 \pm 0.08$	$-0.16 \pm 0.09$	$1.09 \pm 0.09$	$0.90 \pm 0.10$
Confidence level		0.11 (1.6 $\sigma$ )	0.72 (0.4 $\sigma$ )	0.77 (0.3 $\sigma$ )	0.11 (1.6 $\sigma$ )
$D_{CP}^*K^-$					
<i>BABAR</i> [381]	123M	$-0.10 \pm 0.23^{+0.03}_{-0.04}$	–	$1.06 \pm 0.26^{+0.10}_{-0.09}$	–
Belle [380]	275M	$-0.20 \pm 0.22 \pm 0.04$	$0.13 \pm 0.30 \pm 0.08$	$1.41 \pm 0.25 \pm 0.06$	$1.15 \pm 0.31 \pm 0.12$
<b>Average</b>		$-0.15 \pm 0.16$	$0.13 \pm 0.31$	$1.25 \pm 0.19$	$1.15 \pm 0.33$
Confidence level		0.76 (0.3 $\sigma$ )	–	0.36 (0.9 $\sigma$ )	–
$\mathcal{D}_{CP}K^{*-}$					
<i>BABAR</i> [382]	232M	$-0.08 \pm 0.19 \pm 0.08$	$-0.26 \pm 0.40 \pm 0.12$	$1.96 \pm 0.40 \pm 0.11$	$0.65 \pm 0.26 \pm 0.08$

#### 4.13.2 $D$ decays to suppressed final states

For ADS analysis, both *BABAR* and Belle have studied the mode  $B^\mp \rightarrow DK^\mp$ ; Belle has also studied  $B^\mp \rightarrow D\pi^\mp$  and *BABAR* has also analyzed the  $B^\mp \rightarrow D^*K^\mp$  and  $B^\mp \rightarrow DK^{*\mp}$  modes ( $D^* \rightarrow D\pi^0$  and  $D^* \rightarrow D\gamma$  are studied separately;  $K^{*\mp}$  is reconstructed as  $K_s^0\pi^\mp$ ). In all cases the suppressed decay  $D \rightarrow K^+\pi^-$  has been used. *BABAR* also has results using  $B^\mp \rightarrow DK^\mp$  with  $D \rightarrow K^+\pi^-\pi^0$ . The results and averages are given in Table 42 and shown in Fig. 36. Note that although no clear signals for these modes have yet been seen, the central values are given. In  $B^- \rightarrow D^*K^-$  decays there is an effective shift of  $\pi$  in the strong phase difference between the cases that the  $D^*$  is reconstructed as  $D\pi^0$  and  $D\gamma$  [378]. As a consequence, the different  $D^*$  decay modes are treated separately.

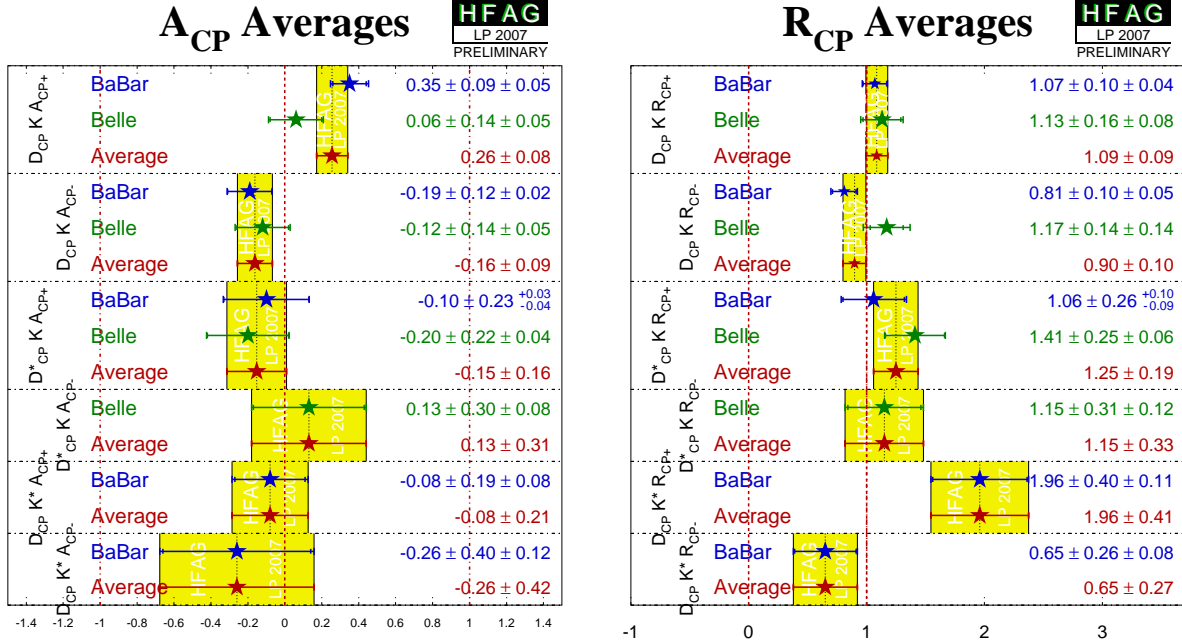


Figure 35: Averages of  $A_{CP}$  and  $R_{CP}$  from GLW analyses.

#### 4.13.3 $D$ decays to multiparticle self-conjugate final states

For the Dalitz plot analysis, both *BABAR* [388] and Belle [389] have studied the modes  $B^\mp \rightarrow DK^\mp$ ,  $B^\mp \rightarrow D^*K^\mp$  and  $B^\mp \rightarrow DK^{*\mp}$ . For  $B^\mp \rightarrow D^*K^\mp$ , Belle has used only  $D^* \rightarrow D\pi^0$ , while *BABAR* has used both  $D^*$  decay modes and taken the effective shift in the strong phase difference into account. In all cases the decay  $D \rightarrow K_S^0\pi^+\pi^-$  has been used. *BABAR* has also performed an analysis of  $B^\mp \rightarrow DK^\mp$  with  $D \rightarrow \pi^+\pi^-\pi^0$  [391]. Results and averages are given in Table 43. The third error on each measurement is due to  $D$  decay model uncertainty.

The parameters measured in the analyses are explained in Sec. 4.2.7. Both *BABAR* and Belle have measured the ‘‘Cartesian’’  $(x_\pm, y_\pm)$  variables, and perform frequentist statistical procedures, to convert these into measurements of  $\gamma$ ,  $r_B$  and  $\delta_B$ . In the  $B^\mp \rightarrow DK^\mp$  with  $D \rightarrow \pi^+\pi^-\pi^0$  analysis, the parameters  $(\rho^\pm, \theta^\pm)$  are used instead.

Both experiments reconstruct  $K^{*\mp}$  as  $K_S^0\pi^\mp$ , but the treatment of possible nonresonant  $K_S^0\pi^\mp$  differs: Belle assign an additional model uncertainty, while *BABAR* use a reparametrization suggested by Gronau [387]. The parameters  $r_B$  and  $\delta_B$  are replaced with effective parameters  $\kappa r_s$  and  $\delta_s$ ; no attempt is made to extract the true hadronic parameters of the  $B^\mp \rightarrow DK^{*\mp}$  decay.

We perform averages using the following procedure, which is based on a set of reasonable, though imperfect, assumptions.

- It is assumed that effects due to the different  $D$  decay models used by the two experiments are negligible. Therefore, we do not rescale the results to a common model.
- It is further assumed that the model uncertainty is 100% correlated between experiments, and therefore this source of error is not used in the averaging procedure.

Table 42: Averages from ADS analyses of  $b \rightarrow c\bar{u}s/u\bar{c}s$  and  $b \rightarrow c\bar{u}d/u\bar{c}d$  modes.

Experiment		$N(B\bar{B})$	$A_{\text{ADS}}$	$R_{\text{ADS}}$
$DK^-, D \rightarrow K^+\pi^-$				
BABAR	[383]	232M	–	$0.013^{+0.011}_{-0.009}$
Belle	[384]	386M	–	$0.000 \pm 0.008 \pm 0.001$
<b>Average</b>			–	$0.006 \pm 0.006$
Confidence level			–	$0.29 (1.1\sigma)$
$D^*K^-, D^* \rightarrow D\pi^0, D \rightarrow K^+\pi^-$				
BABAR	[383]	232M	–	$-0.002^{+0.010}_{-0.006}$
$D^*K^-, D^* \rightarrow D\gamma, D \rightarrow K^+\pi^-$				
BABAR	[383]	232M	–	$0.011^{+0.018}_{-0.013}$
$DK^{*-}, D \rightarrow K^+\pi^-, K^{*-} \rightarrow K_s^0\pi^-$				
BABAR	[385]	232M	$-0.22 \pm 0.61 \pm 0.17$	$0.046 \pm 0.031 \pm 0.008$
$DK^-, D \rightarrow K^+\pi^-\pi^0$				
BABAR	[386]	226M	–	$0.012 \pm 0.012 \pm 0.009$
$D\pi^-, D \rightarrow K^+\pi^-$				
Belle	[384]	386M	$0.10 \pm 0.22 \pm 0.06$	$0.0035^{+0.0008}_{-0.0007} \pm 0.0003$

- We include in the average the effect of correlations within each experiments set of measurements.
- At present it is unclear how to assign an average model uncertainty. We have not attempted to do so. Our average includes only statistical and systematic error. An unknown amount of model uncertainty should be added to the final error.
- We follow the suggestion of Gronau [387] in making the  $DK^*$  averages. Explicitly, we assume that the selection of  $K^{*\pm} \rightarrow K_s^0\pi^\pm$  is the same in both experiments (so that  $\kappa$ ,  $r_s$  and  $\delta_s$  are the same), and drop the additional source of model uncertainty assigned by Belle due to possible nonresonant decays.
- We do not consider common systematic errors, other than the  $D$  decay model.

### Constraints on $\gamma$

The measurements of  $(x_\pm, y_\pm)$  can be used to obtain constraints on  $\gamma$ , as well as the hadronic parameters  $r_B$  and  $\delta_B$ . Both BABAR [388] and Belle [389] have done so using a frequentist procedure (there are some differences in the details of the techniques used).

- BABAR obtain  $\gamma = (92 \pm 41 \pm 11 \pm 12)^\circ$  from  $DK^\pm$  and  $D^*K^\pm$
- Belle obtain  $\phi_3 = (53^{+15}_{-18} \pm 3 \pm 9)^\circ$  from  $DK^\pm$ ,  $D^*K^\pm$  and  $DK^{*\pm}$
- The experiments also obtain values for the hadronic parameters.  
In  $DK^\pm$   
BABAR obtain  $r_B(DK^\pm) < 0.140(1\sigma)$  and  $\delta_B(DK^\pm) = (118 \pm 63 \pm 19 \pm 36)^\circ$   
Belle obtain  $r_B(DK^\pm) = 0.16 \pm 0.05 \pm 0.01 \pm 0.05$  and  $\delta_B(DK^\pm) = (146^{+19}_{-20} \pm 3 \pm 23)^\circ$ .



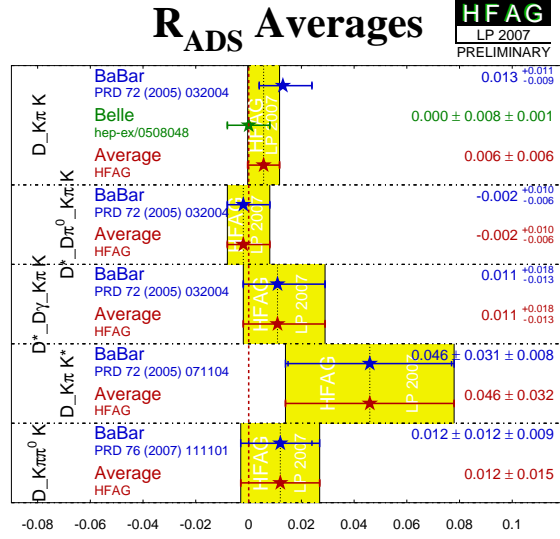


Figure 36: Averages of  $R_{ADS}$ .

Table 43: Averages from Dalitz plot analyses of  $b \rightarrow c\bar{u}s/u\bar{c}s$  modes. Note that the uncertainties assigned to the averages do not include model errors.

Experiment	$N(B\bar{B})$	$x_+$	$y_+$	$x_-$	$y_-$
$DK^-, D \rightarrow K_s^0 \pi^+ \pi^-$					
BABAR [388]	347M	$-0.072 \pm 0.056 \pm 0.014 \pm 0.029$	$-0.033 \pm 0.066 \pm 0.007 \pm 0.018$	$0.041 \pm 0.059 \pm 0.018 \pm 0.011$	$0.056 \pm 0.071 \pm 0.007 \pm 0.023$
Belle [389]	386M	$-0.135^{+0.069}_{-0.070} \pm 0.017 \pm 0.051$	$-0.085^{+0.090}_{-0.086} \pm 0.009 \pm 0.066$	$0.025^{+0.072}_{-0.080} \pm 0.013 \pm 0.068$	$0.170^{+0.093}_{-0.117} \pm 0.016 \pm 0.049$
<b>Average</b>		$-0.097 \pm 0.045$	$-0.051 \pm 0.053$	$0.045 \pm 0.047$	$0.093 \pm 0.058$
Confidence level					
0.83 (0.2 $\sigma$ )					
$D^*K^-, D^* \rightarrow D\pi^0$ or $D\gamma, D \rightarrow K_s^0 \pi^+ \pi^-$					
BABAR [388]	347M	$0.084 \pm 0.088 \pm 0.015 \pm 0.018$	$0.096 \pm 0.111 \pm 0.032 \pm 0.017$	$-0.106 \pm 0.091 \pm 0.020 \pm 0.009$	$-0.019 \pm 0.096 \pm 0.022 \pm 0.016$
Belle [389]	386M	$0.032^{+0.120}_{-0.116} \pm 0.004 \pm 0.049$	$0.008^{+0.137}_{-0.136} \pm 0.011 \pm 0.074$	$-0.128^{+0.167}_{-0.146} \pm 0.023 \pm 0.071$	$-0.339^{+0.172}_{-0.158} \pm 0.027 \pm 0.053$
<b>Average</b>		$0.067 \pm 0.071$	$0.061 \pm 0.088$	$-0.110 \pm 0.080$	$-0.101 \pm 0.085$
Confidence level					
0.52 (0.6 $\sigma$ )					
$DK^{*\pm}, D \rightarrow K_s^0 \pi^+ \pi^-$					
BABAR [390]	227M	$-0.070 \pm 0.230 \pm 0.130 \pm 0.030$	$-0.010 \pm 0.320 \pm 0.180 \pm 0.050$	$-0.200 \pm 0.200 \pm 0.110 \pm 0.030$	$0.260 \pm 0.300 \pm 0.160 \pm 0.030$
Belle [389]	386M	$-0.105^{+0.177}_{-0.167} \pm 0.006 \pm 0.088$	$-0.004^{+0.164}_{-0.156} \pm 0.013 \pm 0.095$	$-0.784^{+0.249}_{-0.295} \pm 0.029 \pm 0.097$	$-0.281^{+0.440}_{-0.335} \pm 0.046 \pm 0.086$
<b>Average</b>		$-0.094 \pm 0.144$	$-0.007 \pm 0.146$	$-0.480 \pm 0.173$	$-0.056 \pm 0.253$
Confidence level					
0.33 (1.0 $\sigma$ )					
Experiment	$N(B\bar{B})$	$\rho^+$	$\theta^+$	$\rho^-$	$\theta^-$
$DK^-, D \rightarrow \pi^+ \pi^- \pi^0$					
BABAR [391]	324M	$0.75 \pm 0.11 \pm 0.04$	$147 \pm 23 \pm 1$	$0.72 \pm 0.11 \pm 0.04$	$173 \pm 42 \pm 2$

In  $D^*K^\pm$

BABAR obtain  $0.017 < r_B(D^*K^\pm) < 0.203$  and  $\delta_B(D^*K^\pm) = (298 \pm 59 \pm 18 \pm 10)^\circ$

Belle obtain  $r_B(D^*K^\pm) = 0.18^{+0.11}_{-0.10} \pm 0.01 \pm 0.05$  and  $\delta_B(D^*K^\pm) = (302^{+34}_{-35} \pm 6 \pm 23)^\circ$ .

In  $DK^{*\pm}$

Belle obtain  $r_B(DK^{*\pm}) = 0.56^{+0.22}_{-0.16} \pm 0.04 \pm 0.08$  and  $\delta_B(DK^{*\pm}) = (243^{+20}_{-23} \pm 3 \pm 50)^\circ$ .

BABAR do not obtain a constraint on the hadronic parameters in  $DK^{*\pm}$  due to the reparametrization described above.

- Improved constraints can be achieved combining the information from  $B^\pm \rightarrow DK^\pm$  analysis with different  $D$  decay modes. The experiments have not yet published such results,

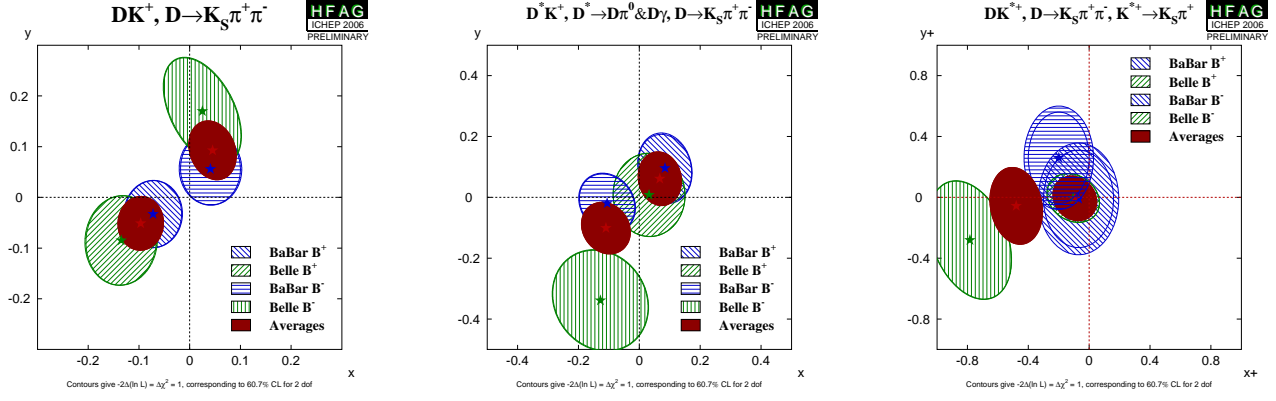


Figure 37: Contours in the  $(x_{\pm}, y_{\pm})$  from  $B^{\mp} \rightarrow D^{(*)}K^{(*)\pm}$ . (Left)  $B^{\mp} \rightarrow DK^{\mp}$ , (middle)  $B^{\mp} \rightarrow D^*K^{\mp}$ , (right)  $B^{\mp} \rightarrow DK^{*\mp}$ . Note that the uncertainties assigned to the averages given in these plots do not include model errors.

and none are listed here.

- The CKMfitter [271] and UTFit [272] groups use the measurements from Belle and *BABAR* given above to make combined constraints on  $\gamma$ .
- In the *BABAR* analysis of  $B^{\mp} \rightarrow DK^{\mp}$  with  $D \rightarrow \pi^+ \pi^- \pi^0$  [391], a constraint of  $-30^{\circ} < \gamma < 76^{\circ}$  is obtained at the 68% confidence level.

At present we make no attempt to provide an HFAG average for  $\gamma$ . More details on procedures to calculate a best fit value for  $\gamma$  can be found in Refs. [271, 272].




Figure 38: Averages of  $(x_{\pm}, y_{\pm})$  from  $B^{\mp} \rightarrow D^{(*)} K^{(*)\pm}$ . (Top left)  $x_+$ , (top right)  $y_+$ , (bottom left)  $x_-$ , (bottom right)  $y_-$ . Note that the uncertainties assigned to the averages given in these plots do not include model errors.

## 5 Semileptonic $B$ decays

Measurements of semileptonic  $B$ -meson decays are an important tool to study the magnitude of the CKM matrix elements  $|V_{cb}|$  and  $|V_{ub}|$ , the Heavy Quark parameters (e.g.  $b$  and  $c$ -quark masses), QCD form factors, QCD dynamics, new physics, etc.

In the following, we provide averages of exclusive and inclusive branching fractions, the product of  $|V_{cb}|$  and the form factor normalisation  $F(1)$  and  $G(1)$  for  $B^0 \rightarrow D^{*-}\ell^+\nu$  and  $B^0 \rightarrow D^-\ell^+\nu$  decays, respectively, and  $|V_{ub}|$  as determined from inclusive and exclusive measurements of  $B \rightarrow X_u\ell^+\nu_\ell$  decays. We will compute Heavy Quark parameters and extract QCD form factors for  $B^0 \rightarrow D^{*-}\ell^+\nu$  decays. Throughout this section, charge conjugate states are implicitly included, unless otherwise indicated.

Brief descriptions of all parameters and analyses (published or preliminary) relevant for the determination of the combined results are given. The descriptions are based on the information available on the web page at

<http://www.slac.stanford.edu/xorg/hfag/semi/EndOfYear07>

A description of the technique employed for calculating averages was presented in the previous update [4]. Asymmetric errors have been introduced in the current averages for  $B \rightarrow X_u\ell^+\nu_\ell$  decays to take into account theoretical asymmetric errors.

We thank U. Aglietti, I. Bigi, G. Ferrera, P. Gambino, E. Gardi, P. Giordano, Z. Ligeti, M. Neubert, G. Ricciardi, and N. Uraltsev for useful discussions and for providing the theory codes.

### 5.1 Common set of input parameters

In the combination of the published results, the central values and errors are rescaled to a common set of input parameters, summarized in Table 44 and provided in the file `common.param` (accessible from the web-page). All measurements with a dependence on any of these parameters are rescaled to the central values given in Table 44, and their errors are recalculated based on the errors provided in the column “Excursion”. The detailed dependence for each measurement is contained in files (provided by the experiments) accessible from the web-page. In the following tables, both the published and rescaled results are presented. Some of the (older) measurements are subject to considerable adjustments due to the rescaling.

### 5.2 Exclusive CKM-favored decays

Averages are provided for the branching fractions  $\mathcal{B}(B \rightarrow \overline{D}\ell^+\nu_\ell)$  and  $\mathcal{B}(B \rightarrow \overline{D}^*\ell^+\nu_\ell)$ . For the  $\overline{D}^{(*)}\pi$  excited states, averages are computed for the inclusive branching fractions  $\mathcal{B}(B \rightarrow \overline{D}^{(*)}\pi\ell^+\nu_\ell)$ , and for the product  $\mathcal{B}(B^+ \rightarrow \overline{D}_1^0(D^{*-}\pi^+)\ell^+\nu_\ell) \times \mathcal{B}(\overline{D}_1^0 \rightarrow D^{*-}\pi^+)$  and  $\mathcal{B}(B^+ \rightarrow \overline{D}_2^0(D^{*-}\pi^+)\ell^+\nu_\ell) \times \mathcal{B}(\overline{D}_2^0 \rightarrow D^{*-}\pi^+)$ . In addition, averages are provided for  $F(1)|V_{cb}|$  vs  $\rho^2$ , where  $F(1)$  and  $\rho^2$  are the normalization and slope of the form factor at zero recoil in  $B^0 \rightarrow D^{*-}\ell^+\nu$  decays, and for the corresponding quantities  $G(1)|V_{cb}|$  vs  $\rho^2$  in  $B^0 \rightarrow D^-\ell^+\nu$  decays.

#### 5.2.1 $B \rightarrow \overline{D}\ell^+\nu_\ell$

The average branching fraction  $\mathcal{B}(B \rightarrow \overline{D}\ell^+\nu_\ell)$  is determined by the combination of the results provided in Table 45 and 46, for  $B^0 \rightarrow D^-\ell^+\nu_\ell$  and  $B^+ \rightarrow \overline{D}^0\ell^+\nu_\ell$ , respectively. The branching

Table 44: Common input parameters for the combination of semileptonic  $B$  decays. Most of the parameters are taken from Ref. [3]. This table is encoded in the file `common.param`. The units are picoseconds for lifetimes and percentage for branching fractions.

Parameter	Assumed Value	Excursion	Description
rb	21.629	$\pm 0.066$	$R_b$
bdst	1.27	$\pm 0.021$	$\mathcal{B}(B \rightarrow \bar{D}^* \tau \nu)$
bdsd	1.62	$\pm 0.040$	$\mathcal{B}(B \rightarrow \bar{D}^* D)$
bdst2	0.65	$\pm 0.013$	$\mathcal{B}(b \rightarrow \bar{D}^* \tau)$ (OPAL incl)
bdsd2	4.2	$\pm 1.5$	$\mathcal{B}(b \rightarrow \bar{D}^* D)$ (OPAL incl)
bdsd3	0.87	$^{+0.23}_{-0.19}$	$\mathcal{B}(b \rightarrow \bar{D}^* D)$ (DELPHI incl)
xe	0.702	$\pm 0.008$	$B$ fragmentation: $\langle E_B \rangle / E_{\text{beam}}$
bdsi	17.3	$\pm 2.0$	$\mathcal{B}(b \rightarrow D^{*+} \text{ incl})$
cdsi	22.6	$\pm 1.4$	$\mathcal{B}(c \rightarrow D^{*+} \text{ incl})$
bpi0gg	98.798	$\pm 0.032$	$\mathcal{B}(\pi^0 \rightarrow \gamma \gamma)$
tb0	1.530	$\pm 0.008$	$\tau(B^0)$
tbplus	1.639	$\pm 0.009$	$\tau(B^+)$
tbps	1.456	$\pm 0.030$	$\tau(B_s^0)$
fbd	40.3	$\pm 0.9$	$B^0$ fraction at $\sqrt{s} = m_{Z^0}$
fbs	10.1	$\pm 0.9$	$B_s^0$ fraction at $\sqrt{s} = m_{Z^0}$
fbar	9.2	$\pm 1.5$	Baryon fraction at $\sqrt{s} = m_{Z^0}$
dst	67.7	$\pm 0.5$	$\mathcal{B}(D^{*+} \rightarrow D^0 \pi^+)$
dkpp	9.22	$\pm 0.21$	$\mathcal{B}(D^+ \rightarrow K^- \pi^+ \pi^+)$
dkp	3.84	$\pm 0.06$	$\mathcal{B}(D^0 \rightarrow K^- \pi^+)$
dkpzp	13.7	$\pm 0.6$	$\mathcal{B}(D^0 \rightarrow K^- \pi^+ \pi^0)$
dkppp	8.00	$^{+0.25}_{-0.22}$	$\mathcal{B}(D^0 \rightarrow K^- \pi^+ \pi^+ \pi^-)$
dkzpp	2.89	$\pm 0.20$	$\mathcal{B}(D^0 \rightarrow K^0 \pi^+ \pi^-)$
dkln	6.83	$\pm 0.15$	$\mathcal{B}(D^0 \rightarrow K^- \ell^+ \nu)$
dkk	0.388	$\pm 0.009$	$\mathcal{B}(D^0 \rightarrow K^- K^+)$
dkx	1.100	$\pm 0.025$	$K^- \pi^+ X$ rates
dkox	0.47	$\pm 0.04$	$\mathcal{B}(D^0 \rightarrow K^0 X)$
dnlx	6.53	$\pm 0.17$	$\mathcal{B}(D^0 \rightarrow X \ell \nu)$
dkpcl	61.9	$\pm 2.9$	$\mathcal{B}(\bar{D}^{*0} \rightarrow D^0 \pi^0)$
dssR	0.64	$\pm 0.11$	$\mathcal{B}(b \rightarrow D^{**} \ell \bar{\nu}) \times \mathcal{B}(D^{**} \rightarrow D^{*+} X)$
fb0	48.5	$\pm 0.6$	$f^{00} = \mathcal{B}(\Upsilon(4S) \rightarrow B^0 \bar{B}^0)$
fpp00	1.062	$\pm 0.025$	$f^{++}/f^{00}$ ratio $\mathcal{B}(\Upsilon(4S) \rightarrow B^+ B^-)$ over $\mathcal{B}(\Upsilon(4S) \rightarrow B^0 \bar{B}^0)$
chid	0.1881	$\pm 0.0023$	$\chi_d$ , time-integrated probability for $B^0$ mixing
chi	0.0912	$\pm 0.0016$	$\chi = \chi_d \times (f^{00}/100)$

fractions are obtained from the integral over the measured differential decay rates, apart for the *BABAR* results, for which the semileptonic  $B$  signal yields are extracted from a fit to the missing mass squared in a sample of fully reconstructed  $B\bar{B}$  events.

Figure 39 shows the measurements and the resulting average.

Table 45: Average of the branching fraction  $\mathcal{B}(B^0 \rightarrow D^- \ell^+ \nu)$  and individual results.

Experiment	$\mathcal{B}(B^0 \rightarrow D^- \ell^+ \nu)$ [%] (rescaled)	$\mathcal{B}(B^0 \rightarrow D^- \ell^+ \nu)$ [%] (published)
ALEPH [165]	$2.25 \pm 0.18_{\text{stat}} \pm 0.36_{\text{syst}}$	$2.35 \pm 0.18_{\text{stat}} \pm 0.44_{\text{syst}}$
CLEO [166]	$2.10 \pm 0.13_{\text{stat}} \pm 0.15_{\text{syst}}$	$2.20 \pm 0.13_{\text{stat}} \pm 0.18_{\text{syst}}$
Belle [167]	$2.09 \pm 0.12_{\text{stat}} \pm 0.39_{\text{syst}}$	$2.13 \pm 0.12_{\text{stat}} \pm 0.41_{\text{syst}}$
BABAR [168]	$2.21 \pm 0.11_{\text{stat}} \pm 0.12_{\text{syst}}$	$2.22 \pm 0.11_{\text{stat}} \pm 0.12_{\text{syst}}$
<b>Average</b>	<b><math>2.17 \pm 0.12</math></b>	<b><math>\chi^2/\text{dof} = 0.3/3</math> (CL=96%)</b>

Table 46: Average of the branching fraction  $\mathcal{B}(B^+ \rightarrow \bar{D}^0 \ell^+ \nu_\ell)$  and individual results.

Experiment	$\mathcal{B}(B^+ \rightarrow \bar{D}^0 \ell^+ \nu_\ell)$ [%] (rescaled)	$\mathcal{B}(B^+ \rightarrow \bar{D}^0 \ell^+ \nu_\ell)$ [%] (published)
CLEO [166]	$2.23 \pm 0.13_{\text{stat}} \pm 0.17_{\text{syst}}$	$2.21 \pm 0.13_{\text{stat}} \pm 0.19_{\text{syst}}$
CLEO [169]	$1.68 \pm 0.6_{\text{stat}} \pm 0.21_{\text{syst}}$	$1.6 \pm 0.6_{\text{stat}} \pm 0.3_{\text{syst}}$
BABAR [168]	$2.32 \pm 0.09_{\text{stat}} \pm 0.09_{\text{syst}}$	$2.33 \pm 0.09_{\text{stat}} \pm 0.09_{\text{syst}}$
<b>Average</b>	<b><math>2.28 \pm 0.11</math></b>	<b><math>\chi^2/\text{dof} = 0.97/2</math> (CL=60%)</b>

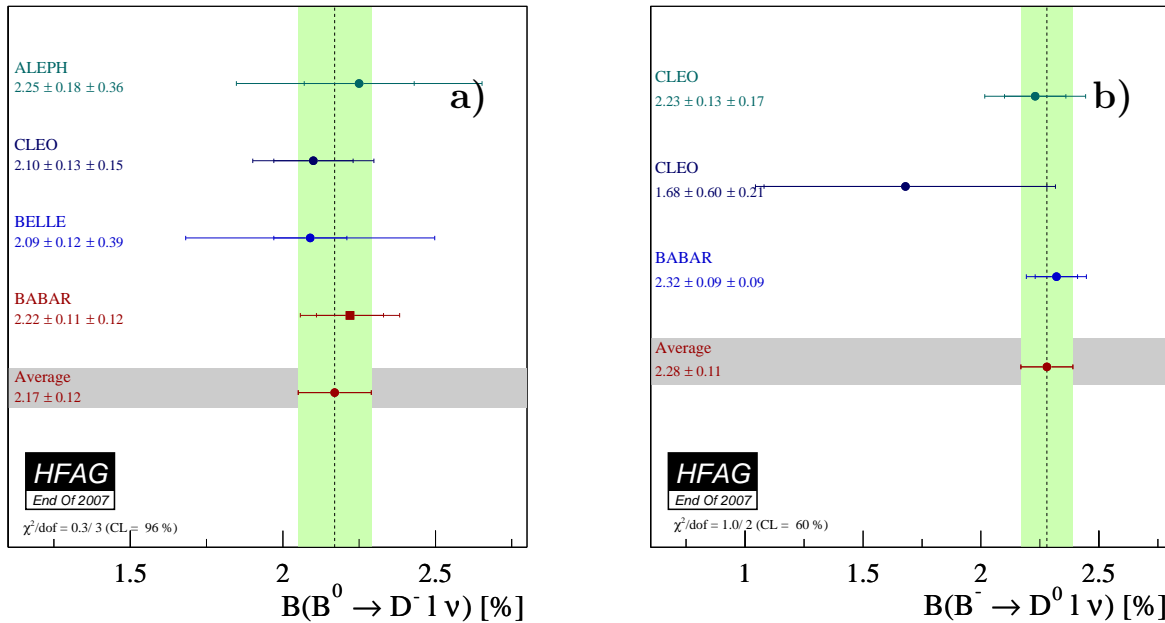


Figure 39: Average branching fraction of exclusive semileptonic  $B$  decays (a)  $B^0 \rightarrow D^- \ell^+ \nu_\ell$  and (b)  $B^+ \rightarrow \bar{D}^0 \ell^+ \nu_\ell$  and individual results.

The average for  $G(1)|V_{cb}|$  is determined by the two-dimensional combination of the results provided in Table 47. Figure 40 (a) provides a one-dimensional projection for illustrative purposes, and figure 40 (b) shows the average  $G(1)|V_{cb}|$  and the measurements included in the average.

Table 47: Average of  $G(1)|V_{cb}|$  determined in the decay  $B^0 \rightarrow D^- \ell^+ \nu$  and individual results. The fit for the average has  $\chi^2/\text{dof} = 0.3/4$ . The total correlation between the average  $G(1)|V_{cb}|$  and  $\rho^2$  is 0.93.

Experiment	$G(1) V_{cb} [10^{-3}]$ (rescaled) $G(1) V_{cb} [10^{-3}]$ (published)	$\rho^2$ (rescaled) $\rho^2$ (published)
ALEPH [165]	$38.8 \pm 11.8_{\text{stat}} \pm 6.2_{\text{syst}}$ $31.1 \pm 9.9_{\text{stat}} \pm 8.6_{\text{syst}}$	$0.95 \pm 0.98_{\text{stat}} \pm 0.36_{\text{syst}}$ $0.70 \pm 0.98_{\text{stat}} \pm 0.50_{\text{syst}}$
CLEO [166]	$44.8 \pm 5.9_{\text{stat}} \pm 3.45_{\text{syst}}$ $44.8 \pm 6.1_{\text{stat}} \pm 3.7_{\text{syst}}$	$1.27 \pm 0.25_{\text{stat}} \pm 0.14_{\text{syst}}$ $1.30 \pm 0.27_{\text{stat}} \pm 0.14_{\text{syst}}$
Belle [167]	$40.07 \pm 4.4_{\text{stat}} \pm 5.14_{\text{syst}}$ $41.1 \pm 4.4_{\text{stat}} \pm 5.1_{\text{syst}}$	$1.12 \pm 0.22_{\text{stat}} \pm 0.14_{\text{syst}}$ $1.12 \pm 0.22_{\text{stat}} \pm 0.14_{\text{syst}}$
<b>Average</b>	<b><math>42.3 \pm 4.5</math></b>	<b><math>1.17 \pm 0.18</math></b>

For a determination of  $|V_{cb}|$ , the form factor at zero recoil  $G(1)$  needs to be computed. A possible choice is  $G(1) = 1.074 \pm 0.018_{\text{stat}} \pm 0.016_{\text{syst}}$  [177], resulting, once corrected by a factor 1.007 for QED effect, in

$$|V_{cb}| = (39.1 \pm 4.2_{\text{exp}} \pm 0.9_{\text{theo}}) \times 10^{-3},$$

where the errors are from experiment and theory, respectively.

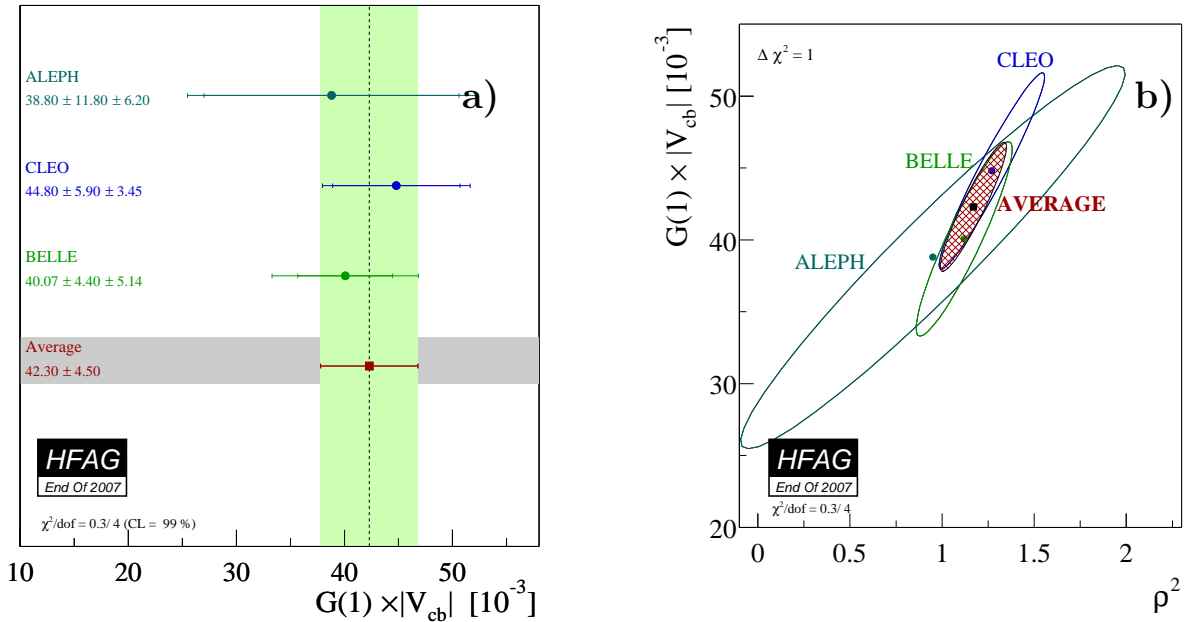


Figure 40: (a)  $G(1)|V_{cb}|$  average and rescaled measurements of exclusive  $B^0 \rightarrow D^- \ell^+ \nu$  decays determined in a two-dimensional fit. (b)  $G(1)|V_{cb}|$  vs.  $\rho^2$  error ellipses corresponding to  $\Delta\chi^2 = 1$ .

### 5.2.2 $B \rightarrow \bar{D}^* \ell^+ \nu_\ell$

The average branching fraction  $\mathcal{B}(B \rightarrow \bar{D}^* \ell^+ \nu_\ell)$  is determined by the combination of the results provided in Table 48 and 49, for  $B^0 \rightarrow \bar{D}^{*0} \ell^+ \nu_\ell$  and  $B^+ \rightarrow \bar{D}^{*+} \ell^+ \nu_\ell$ , respectively. Advances have also been made in the determination of  $|V_{cb}|$  from exclusive  $B \rightarrow \bar{D}^* \ell^+ \nu_\ell$  decays with substantially improved measurements of the form factor ratios  $R_1$  and  $R_2$ .

Table 48: Average branching fraction  $B^0 \rightarrow \bar{D}^{*+} \ell^+ \nu_\ell$  and individual results, where “excl” and “partial reco” refer to full and partial reconstruction of the  $B^0 \rightarrow \bar{D}^{*+} \ell^+ \nu_\ell$  decay, respectively.

Experiment	$B^0 \rightarrow \bar{D}^{*+} \ell^+ \nu_\ell$ [%] (rescaled)	$B^0 \rightarrow \bar{D}^{*+} \ell^+ \nu_\ell$ [%] (published)
ALEPH (excl) [165]	$5.60 \pm 0.26_{\text{stat}} \pm 0.21_{\text{syst}}$	$5.53 \pm 0.26_{\text{stat}} \pm 0.52_{\text{syst}}$
OPAL (excl) [170]	$5.22 \pm 0.20_{\text{stat}} \pm 0.40_{\text{syst}}$	$5.11 \pm 0.20_{\text{stat}} \pm 0.49_{\text{syst}}$
OPAL (partial reco) [170]	$5.63 \pm 0.27_{\text{stat}} \pm 0.43_{\text{syst}}$	$5.92 \pm 0.28_{\text{stat}} \pm 0.68_{\text{syst}}$
DELPHI (partial reco) [171]	$5.01 \pm 0.15_{\text{stat}} \pm 0.18_{\text{syst}}$	$4.70 \pm 0.14_{\text{stat}} \begin{smallmatrix} +0.36 \\ -0.31 \end{smallmatrix}_{\text{syst}}$
Belle (excl) [172]	$4.80 \pm 0.25_{\text{stat}} \pm 0.19_{\text{syst}}$	$4.60 \pm 0.24_{\text{stat}} \pm 0.42_{\text{syst}}$
CLEO (excl) [173]	$6.10 \pm 0.19_{\text{stat}} \pm 0.20_{\text{syst}}$	$6.09 \pm 0.19_{\text{stat}} \pm 0.40_{\text{syst}}$
DELPHI (excl) [174]	$5.60 \pm 0.19_{\text{stat}} \pm 0.34_{\text{syst}}$	$5.90 \pm 0.20_{\text{stat}} \pm 0.50_{\text{syst}}$
BABAR (excl) [175]	$4.62 \pm 0.04_{\text{stat}} \pm 0.13_{\text{syst}}$	$4.69 \pm 0.04_{\text{stat}} \pm 0.34_{\text{syst}}$
BABAR (tagged) [168]	$5.44 \pm 0.16_{\text{stat}} \pm 0.10_{\text{syst}}$	$5.49 \pm 0.16_{\text{stat}} \pm 0.25_{\text{syst}}$
<b>Average</b>	<b><math>5.16 \pm 0.11</math></b>	<b><math>\chi^2/\text{dof} = 34.1/9</math> (CL=8<sup>-5</sup>)</b>

Table 49: Average of the branching fraction  $B^0 \rightarrow \bar{D}^{*+} \ell^+ \nu_\ell$  and individual results.

Experiment	$B^0 \rightarrow \bar{D}^{*+} \ell^+ \nu_\ell$ [%] (rescaled)	$B^0 \rightarrow \bar{D}^{*+} \ell^+ \nu_\ell$ [%] (published)
ARGUS [176]	$6.53 \pm 1.60_{\text{stat}} \pm 0.56_{\text{syst}}$	$6.6 \pm 1.6_{\text{stat}} \pm 1.5_{\text{syst}}$
CLEO [173]	$6.64 \pm 0.2_{\text{stat}} \pm 0.40_{\text{syst}}$	$6.50 \pm 0.20_{\text{stat}} \pm 0.43_{\text{syst}}$
BABAR [168]	$5.78 \pm 0.15_{\text{stat}} \pm 0.30_{\text{syst}}$	$5.83 \pm 0.15_{\text{stat}} \pm 0.30_{\text{syst}}$
<b>Average</b>	<b><math>6.09 \pm 0.29</math></b>	<b><math>\chi^2/\text{dof} = 3.7/2</math> (CL=17%)</b>

For the  $\mathcal{B}(B^+ \rightarrow \bar{D}^{*0} \ell^+ \nu_\ell)$ , the average is performed as for the  $B \rightarrow \bar{D} \ell^+ \nu_\ell$  modes, by scaling the different measurements to a common set of input parameters. For the  $\mathcal{B}(B^0 \rightarrow \bar{D}^{*+} \ell^+ \nu_\ell)$ , the average is performed using a global  $\chi^2$  fit built incorporating all the experimental determinations of  $F(1)|V_{cb}|$ , the slope parameter  $\rho^2$  and the other form-factor parameters  $R_1$  and  $R_2$ . Statistical correlations between measurements from the same experiment are taken into account. The form-factor parametrization derived by Caprini, Lellouch and Neubert [178] is used.

The  $\chi^2$  minimization gives values for the form-factor parameters equal to  $R_1 = 1.356 \pm 0.066$  and  $R_2 = 0.851 \pm 0.039$ . The errors contain both the common and the experiment dependent systematic uncertainties. With respect to the original measurements by CLEO [179],  $R_1 = 1.18 \pm 0.30 \pm 0.12$  and  $R_2 = 0.71 \pm 0.22 \pm 0.07$ , the accuracy on the form-factor parameters  $R_1$  and  $R_2$  given by the global  $\chi^2$  minimization has been considerably improved due to a



recent measurement by *BABAR* [175], with results that are consistent with the earlier ones, but considerably more precise.

The values extracted from the fit for  $F(1)|V_{cb}|$  and the form-factor parameters are used to obtain the  $\mathcal{B}(B^0 \rightarrow D^{*-}\ell^+\nu_\ell)$  branching fractions by computing the integral over the measured differential decay rates. The  $\mathcal{B}(B^0 \rightarrow D^{*-}\ell^+\nu_\ell)$  average is computed from these inputs, apart from the *BABAR* result [168], for which the semileptonic  $B$  signal yields are extracted from a fit to the missing mass squared in a sample of fully reconstructed  $B\bar{B}$  events. This measurement is rescaled to the common set of input parameters, and then averaged with the other ones, neglecting at this stage remaining correlations. Figure 41 shows the measurements and the resulting average for the  $\mathcal{B}(B \rightarrow \bar{D}^*\ell^+\nu_\ell)$ .

The average for  $F(1)|V_{cb}|$  is determined by the two-dimensional combination of the results provided by the global  $\chi^2$  minimization described above: the corresponding values are reported in Table 50. This allows the correlation between  $F(1)|V_{cb}|$  and  $\rho^2$  to be maintained. Figure 42(a) provides a one-dimensional projection for illustrative purposes. Figure 42(b) shows the average  $F(1)|V_{cb}|$  and the measurements included in the average. The largest systematic errors correlated between measurements are due to uncertainties on: the ratio of production cross-sections  $\sigma_{b\bar{b}}/\sigma_{\text{had}}$ , the branching fractions  $\mathcal{B}(D^0 \rightarrow K^-\pi^+)$  and  $\mathcal{B}(D^0 \rightarrow K^-\pi^+\pi^0)$ , the correlated background from  $D^{**}$ , and the  $D^*$  form factor ratios  $R_1$  and  $R_2$ . Moreover, contributions from  $R_b$  and the  $B^0$  fraction at  $\sqrt{s} = m_{Z^0}$  are taken into account for the measurements from the LEP experiments. Together these uncertainties account for about two thirds of the systematic error. In all the measurements the total systematic errors are reduced with respect to the published values because the values and uncertainties for parameters on which these measurements depend, for example  $R_1$  and  $R_2$ , have since been better determined.

For a determination of  $|V_{cb}|$ , the form factor at zero recoil  $F(1)$  needs to be computed. A possible choice is  $F(1) = 0.924 \pm 0.012_{\text{stat}} \pm 0.019_{\text{sys}}$  [180], which takes into account the QED correction (+0.7%), resulting in

$$|V_{cb}| = (38.8 \pm 0.6_{\text{exp}} \pm 0.9_{\text{theo}}) \times 10^{-3},$$

where the errors are from experiment and theory, respectively.

### 5.2.3 $B \rightarrow \bar{D}^{(*)}\pi\ell^+\nu_\ell$

The average inclusive branching fractions for  $B \rightarrow \bar{D}^*\pi\ell^+\nu_\ell$  decays, where no constrain is applied to the hadronic  $D^{(*)}\pi$  system, are determined by the combination of the results provided in Tables 51 - 54 for  $B^0 \rightarrow \bar{D}^0\pi^-\ell^+\nu_\ell$ ,  $B^0 \rightarrow \bar{D}^{*0}\pi^-\ell^+\nu_\ell$ ,  $B^+ \rightarrow D^-\pi^+\ell^+\nu_\ell$ , and  $B^+ \rightarrow D^{*-}\pi^+\ell^+\nu_\ell$ , respectively. The measurements included in the average are scaled to a consistent set of input parameters and their errors, see Section 5.1.

For both the *BABAR* and Belle results, the  $B$  semileptonic signal yields are extracted from a fit to the missing mass squared in a sample of fully reconstructed  $B\bar{B}$  events.

Figure 43 illustrates the measurements and the resulting average.

### 5.2.4 $B \rightarrow \bar{D}^{**}\ell^+\nu_\ell$

Averages are performed also for  $B$  semileptonic decays into narrow orbitally-excited  $D$  states, namely the  $D_1(2420)$  and  $D_2^*(2460)$  [3]. Due to the unknown  $D_{1,2}$  branching fractions, the

Table 50: Average of  $F(1)|V_{cb}|$  determined in the decay  $\bar{B}^0 \rightarrow D^{*+}\ell^-\bar{\nu}$  and individual results, where “excl” and “partial reco” refer to full and partial reconstruction of the  $\bar{B}^0 \rightarrow D^{*+}\ell^-\bar{\nu}$  decay, respectively. The fit for the average has  $\chi^2/\text{dof} = 33.9/17$  (CL=1%). The total correlation between the average  $F(1)|V_{cb}|$  and  $\rho^2$  is 0.24.

Experiment	$F(1) V_{cb} [10^{-3}]$ (rescaled) $F(1) V_{cb} [10^{-3}]$ (published)	$\rho^2$ (rescaled) $\rho^2$ (published)
ALEPH (excl) [165]	$32.0 \pm 1.8_{\text{stat}} \pm 1.3_{\text{syst}}$ $31.9 \pm 1.8_{\text{stat}} \pm 1.9_{\text{syst}}$	$0.49 \pm 0.20_{\text{stat}} \pm 0.09_{\text{syst}}$ $0.37 \pm 0.26_{\text{stat}} \pm 0.14_{\text{syst}}$
OPAL (excl) [170]	$37.2 \pm 1.6_{\text{stat}} \pm 1.5_{\text{syst}}$ $36.8 \pm 1.6_{\text{stat}} \pm 2.0_{\text{syst}}$	$1.24 \pm 0.20_{\text{stat}} \pm 0.14_{\text{syst}}$ $1.31 \pm 0.21_{\text{stat}} \pm 0.16_{\text{syst}}$
OPAL (partial reco) [170]	$37.6 \pm 1.2_{\text{stat}} \pm 2.4_{\text{syst}}$ $37.5 \pm 1.2_{\text{stat}} \pm 2.5_{\text{syst}}$	$1.13 \pm 0.13_{\text{stat}} \pm 0.27_{\text{syst}}$ $1.12 \pm 0.14_{\text{stat}} \pm 0.29_{\text{syst}}$
DELPHI (partial reco) [171]	$35.9 \pm 1.4_{\text{stat}} \pm 2.3_{\text{syst}}$ $35.5 \pm 1.4_{\text{stat}} \pm 2.4_{\text{syst}}$	$1.18 \pm 0.13_{\text{stat}} \pm 0.25_{\text{syst}}$ $1.34 \pm 0.14_{\text{stat}} \pm 0.24_{\text{syst}}$
Belle (excl) [172]	$34.9 \pm 2.0_{\text{stat}} \pm 1.8_{\text{syst}}$ $35.8 \pm 1.9_{\text{stat}} \pm 1.9_{\text{syst}}$	$1.15 \pm 0.15_{\text{stat}} \pm 0.10_{\text{syst}}$ $1.45 \pm 0.16_{\text{stat}} \pm 0.20_{\text{syst}}$
CLEO (excl) [173]	$41.6 \pm 1.3_{\text{stat}} \pm 1.8_{\text{syst}}$ $43.1 \pm 1.3_{\text{stat}} \pm 1.8_{\text{syst}}$	$1.37 \pm 0.09_{\text{stat}} \pm 0.20_{\text{syst}}$ $1.61 \pm 0.09_{\text{stat}} \pm 0.21_{\text{syst}}$
DELPHI (excl) [174]	$36.6 \pm 1.8_{\text{stat}} \pm 1.9_{\text{syst}}$ $39.2 \pm 1.8_{\text{stat}} \pm 2.3_{\text{syst}}$	$1.04 \pm 0.14_{\text{stat}} \pm 0.15_{\text{syst}}$ $1.32 \pm 0.15_{\text{stat}} \pm 0.33_{\text{syst}}$
BABAR (excl) [175]	$34.2 \pm 0.3_{\text{stat}} \pm 1.1_{\text{syst}}$ $34.7 \pm 0.3_{\text{stat}} \pm 1.1_{\text{syst}}$	$1.18 \pm 0.05_{\text{stat}} \pm 0.03_{\text{syst}}$ $1.18 \pm 0.05_{\text{stat}} \pm 0.03_{\text{syst}}$
<b>Average</b>	<b><math>36.14 \pm 0.55</math></b>	<b><math>1.17 \pm 0.05</math></b>

Table 51: Average of the branching fraction  $B^0 \rightarrow \bar{D}^0 \pi^- \ell^+ \nu_\ell$  and individual results.

Experiment	$\mathcal{B}(B^0 \rightarrow \bar{D}^0 \pi^- \ell^+ \bar{\nu}_\ell)[\%]$ (rescaled)	$\mathcal{B}(B^0 \rightarrow \bar{D}^0 \pi^- \ell^+ \nu_\ell)[\%]$ (published)
Belle [181]	$0.43 \pm 0.07_{\text{stat}} \pm 0.05_{\text{syst}}$	$0.42 \pm 0.07_{\text{stat}} \pm 0.06_{\text{syst}}$
BABAR [168]	$0.43 \pm 0.08_{\text{stat}} \pm 0.03_{\text{syst}}$	$0.43 \pm 0.08_{\text{stat}} \pm 0.03_{\text{syst}}$
<b>Average</b>	<b><math>0.43 \pm 0.06</math></b>	<b><math>\chi^2/\text{dof} = 0.001</math> (CL=99%)</b>

Table 52: Average of the branching fraction  $B^0 \rightarrow \bar{D}^{*0} \pi^- \ell^+ \nu_\ell$  and individual results.

Experiment	$\mathcal{B}(B^0 \rightarrow \bar{D}^{*0} \pi^- \ell^+ \nu_\ell)[\%]$ (rescaled)	$\mathcal{B}(B^0 \rightarrow \bar{D}^{*0} \pi^- \ell^+ \nu_\ell)[\%]$ (published)
Belle [181]	$0.57 \pm 0.21_{\text{stat}} \pm 0.07_{\text{syst}}$	$0.56 \pm 0.21_{\text{stat}} \pm 0.08_{\text{syst}}$
BABAR [168]	$0.48 \pm 0.08_{\text{stat}} \pm 0.04_{\text{syst}}$	$0.48 \pm 0.08_{\text{stat}} \pm 0.04_{\text{syst}}$
<b>Average</b>	<b><math>0.49 \pm 0.08</math></b>	<b><math>\chi^2/\text{dof} = 0.15</math> (CL=70%)</b>

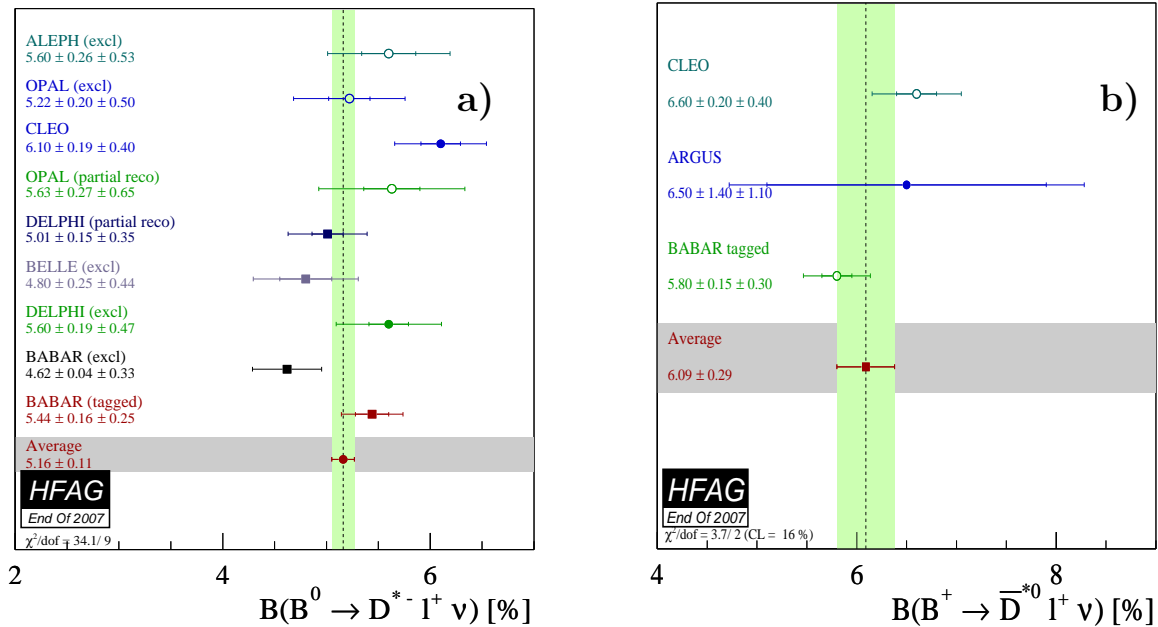


Figure 41: Average branching fraction of exclusive semileptonic  $B$  decays (a)  $B^0 \rightarrow D^{*-} \ell^+ \nu_\ell$  and (b)  $B^+ \rightarrow \bar{D}^{*0} \ell^+ \nu_\ell$  and individual results. For Aleph and Delphi, the measurements of  $B^0 \rightarrow D^{*-} \ell^+ \nu$  decays have been done both with inclusive (“partial reco”) and exclusive (“excl”) analyses based on a partial and full reconstruction of the  $B^0 \rightarrow D^{*-} \ell^+ \nu$  decay, respectively.

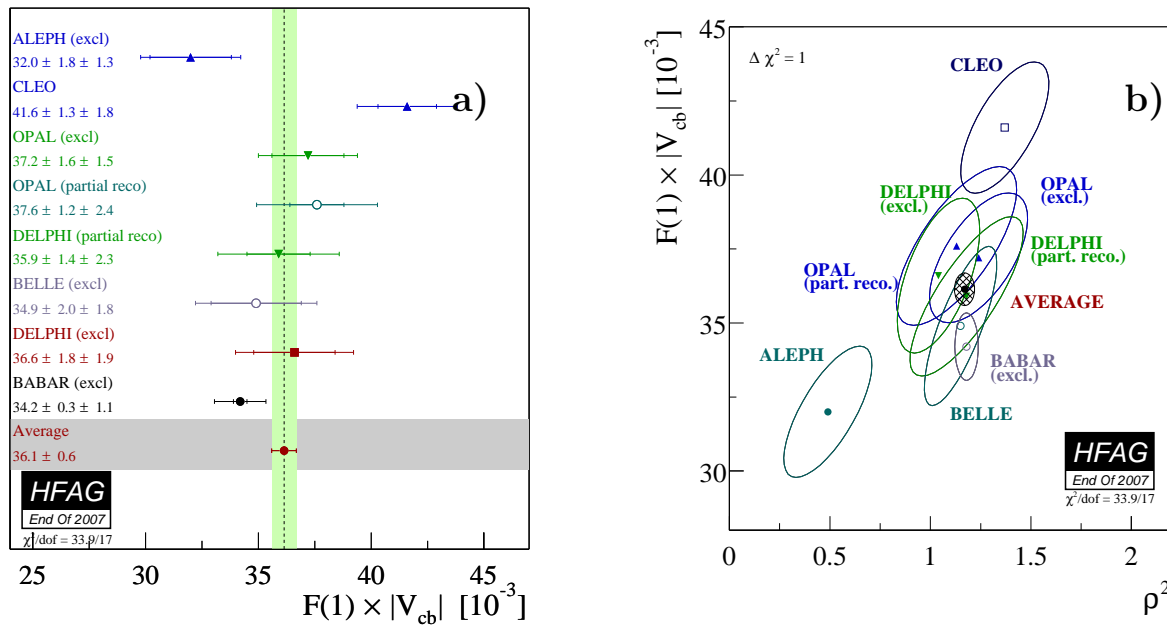


Figure 42: (a)  $F(1)|V_{cb}|$  average and rescaled measurements of the exclusive  $B^0 \rightarrow D^{*-} \ell^+ \nu$  decays determined in a two-dimensional fit, where “excl” and “partial reco” refer to full and partial reconstruction. (b)  $F(1)|V_{cb}|$  vs.  $\rho^2$  error ellipse for  $\Delta \chi^2 = 1$  (CL=39%).

averages have been computed for the product of branching fractions. The average are de-

Table 53: Average of the branching fraction  $B^+ \rightarrow D^- \pi^+ \ell^+ \nu_\ell$  and individual results.

Experiment	$\mathcal{B}(B^+ \rightarrow D^- \pi^+ \ell^+ \nu_\ell)[\%]$ (rescaled)	$\mathcal{B}(B^+ \rightarrow D^- \pi^+ \ell^+ \bar{\nu}_\ell)[\%]$ (published)
Belle [181]	$0.42 \pm 0.04_{\text{stat}} \pm 0.05_{\text{syst}}$	$0.40 \pm 0.04_{\text{stat}} \pm 0.06_{\text{syst}}$
BABAR [168]	$0.42 \pm 0.06_{\text{stat}} \pm 0.03_{\text{syst}}$	$0.42 \pm 0.06_{\text{stat}} \pm 0.03_{\text{syst}}$
<b>Average</b>	<b><math>0.42 \pm 0.05</math></b>	<b><math>\chi^2/\text{dof} = 0.001</math> (CL=98%)</b>

Table 54: Average of the branching fraction  $B^+ \rightarrow D^{*-} \pi^+ \ell^+ \nu_\ell$  and individual results.

Experiment	$\mathcal{B}(B^+ \rightarrow D^{*-} \pi^+ \ell^+ \nu_\ell)[\%]$ (rescaled)	$\mathcal{B}(B^+ \rightarrow D^{*-} \pi^+ \ell^+ \nu_\ell)[\%]$ (published)
Belle [181]	$0.68 \pm 0.08_{\text{stat}} \pm 0.07_{\text{syst}}$	$0.64 \pm 0.08_{\text{stat}} \pm 0.09_{\text{syst}}$
BABAR [168]	$0.59 \pm 0.05_{\text{stat}} \pm 0.04_{\text{syst}}$	$0.59 \pm 0.05_{\text{stat}} \pm 0.04_{\text{syst}}$
<b>Average</b>	<b><math>0.61 \pm 0.05</math></b>	<b><math>\chi^2/\text{dof} = 0.5</math> (CL=49%)</b>

terminated from the combination of the results provided in Tables 55 and 56 for  $\mathcal{B}(B^+ \rightarrow \bar{D}_1^0(D^{*-} \pi^+) \ell^+ \nu_\ell) \times \mathcal{B}(\bar{D}_1^0 \rightarrow D^{*-} \pi^+)$  and  $\mathcal{B}(B^+ \rightarrow \bar{D}_2^0(D^{*-} \pi^+) \ell^+ \nu_\ell) \times \mathcal{B}(\bar{D}_2^0 \rightarrow D^{*-} \pi^+)$ , respectively. The measurements included in the average are scaled to a consistent set of input parameters and their errors, see Section 5.1.

For both the B-factory and the LEP and Tevatron results, the  $B$  semileptonic signal yields are extracted from a fit to the invariant mass distribution of the  $D^{*-} \pi^+$  system. Except CLEO and Belle results, the measurements are for the final state  $B \rightarrow \bar{D}_2^0(D^{*-} \pi^+) X \ell^+ \nu_\ell$ . Figure 43 shows the measurements and the resulting average.

Table 55: Average of the branching fraction  $\mathcal{B}(B^+ \rightarrow \bar{D}_1^0(D^{*-} \pi^+) \ell^+ \nu_\ell) \times \mathcal{B}(\bar{D}_1^0 \rightarrow D^{*-} \pi^+)$  and individual results.

Experiment	$\mathcal{B}(B^+ \rightarrow \bar{D}_1^0(D^{*-} \pi^+) \ell^+ \nu_\ell)[\%]$ (rescaled)	$\mathcal{B}(B^+ \rightarrow \bar{D}_1^0(D^{*-} \pi^+) \ell^+ \nu_\ell)[\%]$ (published)
ALEPH [182]	$0.45 \pm 0.10_{\text{stat}} \pm 0.07_{\text{syst}}$	$0.47 \pm 0.098_{\text{stat}} \pm 0.074_{\text{syst}}$
OPAL [183]	$0.60 \pm 0.21_{\text{stat}} \pm 0.10_{\text{syst}}$	$0.698 \pm 0.21_{\text{stat}} \pm 0.10_{\text{syst}}$
CLEO [184]	$0.35 \pm 0.08_{\text{stat}} \pm 0.06_{\text{syst}}$	$0.373 \pm 0.085_{\text{stat}} \pm 0.057_{\text{syst}}$
D0 [185]	$0.22 \pm 0.02_{\text{stat}} \pm 0.04_{\text{syst}}$	$0.219 \pm 0.018_{\text{stat}} \pm 0.035_{\text{syst}}$
Belle [181]	$0.44 \pm 0.07_{\text{stat}} \pm 0.06_{\text{syst}}$	$0.42 \pm 0.07_{\text{stat}} \pm 0.07_{\text{syst}}$
<b>Average</b>	<b><math>0.24 \pm 0.04</math></b>	<b><math>\chi^2/\text{dof} = 12/4</math> (CL=2%)</b>

## 5.3 Inclusive CKM-favored decays

### 5.3.1 Inclusive Semileptonic Branching Fraction for $B \rightarrow X \ell^+ \nu_\ell$

The branching fraction for inclusive decays  $B \rightarrow X \ell^+ \nu_\ell$  is presented, where  $B$  corresponds to both  $B^0$  and  $B^+$ . We use measurements that require the momentum of the prompt charged

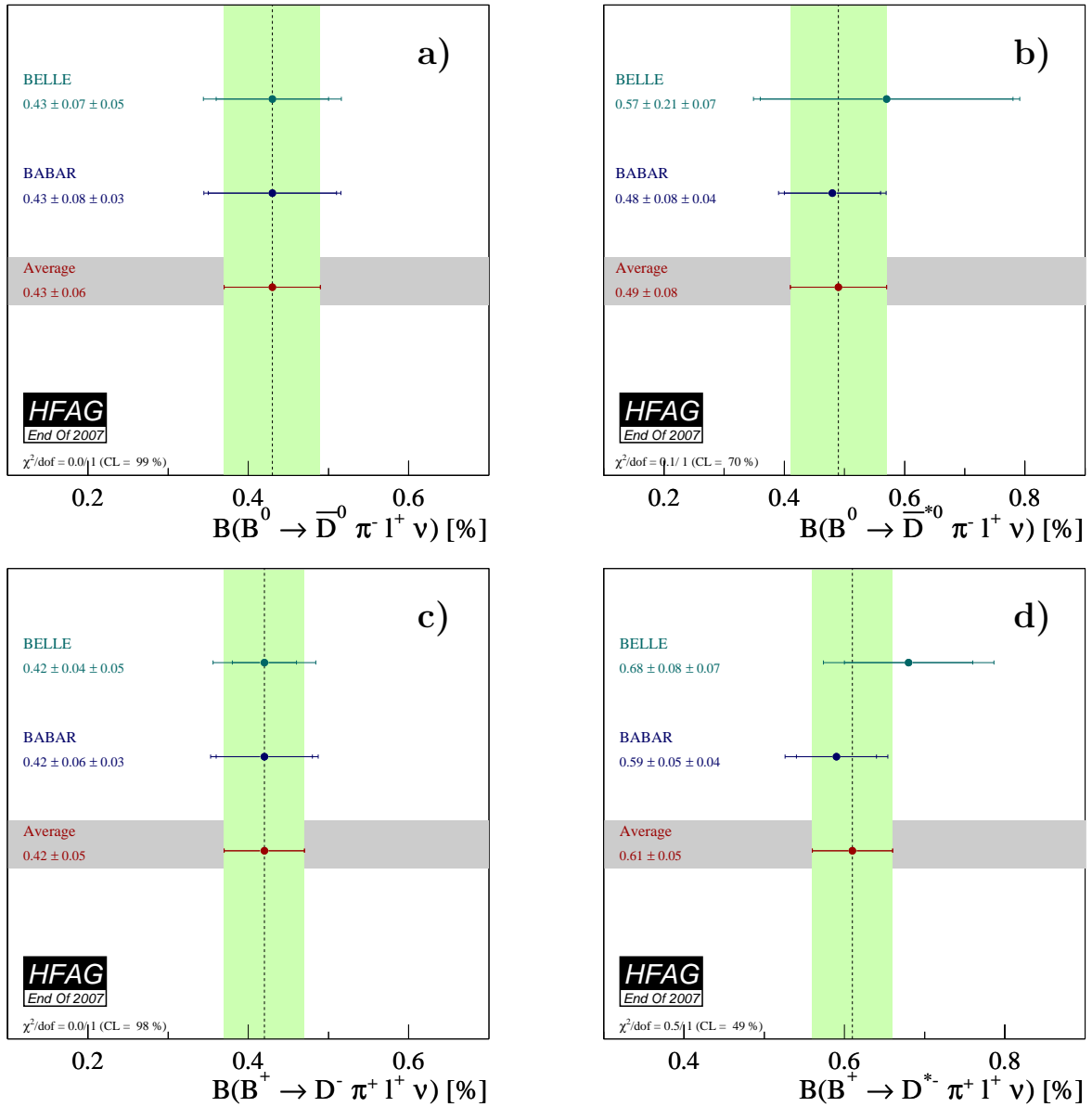


Figure 43: Average branching fraction of exclusive semileptonic  $B$  decays (a)  $B^0 \rightarrow \bar{D}^0 \pi^- \ell^+ \nu_\ell$ , (b)  $B^0 \rightarrow \bar{D}^{*0} \pi^- \ell^+ \nu_\ell$ , (c)  $B^+ \rightarrow D^- \pi^+ \ell^+ \nu_\ell$ , and (d)  $B^+ \rightarrow D^{*-} \pi^+ \ell^+ \nu_\ell$ . The corresponding individual results are also shown.

lepton ( $p_{\text{cms}}$ ) to be greater than 0.6 GeV/ $c$ , as measured in the rest frame of either the  $B$ -meson or  $\Upsilon(4S)$ <sup>23</sup>. The measurements and average are given in Table 57 and plotted in Figure 45. We determine the branching fraction over the full lepton spectrum using an extrapolation factor derived from a global fit [192] employed to extract HQET parameters in the kinetic scheme [193–195] from measured moments of inclusive distributions (see section 5.3.5). The global fit minimizes the dependence on the measurements used in this average. The extrapolation factor is  $1.0495 \pm 0.0005 \pm 0.0010$ , where the first error represent the experimental and

<sup>23</sup>The difference in reference frames has a negligible impact.

Table 56: Average of the branching fraction  $\mathcal{B}(B^+ \rightarrow \bar{D}_2^0(D^{*-}\pi^+)\ell^+\nu_\ell) \times \mathcal{B}(\bar{D}_2^0 \rightarrow D^{*-}\pi^+)$  and individual results.

Experiment	$\mathcal{B}(B^- \rightarrow D_2^0(D^{*+}\pi^-)\ell^-\bar{\nu}_\ell)$ [%] (rescaled)	$\mathcal{B}(B^- \rightarrow D_2^0(D^{*+}\pi^-)\ell^-\bar{\nu}_\ell)$ [%] (published)
CLEO [184]	$0.06 \pm 0.07_{\text{stat}} \pm 0.01_{\text{syst}}$	$0.059 \pm 0.066_{\text{stat}} \pm 0.011_{\text{syst}}$
D0 [185]	$0.09 \pm 0.02_{\text{stat}} \pm 0.02_{\text{syst}}$	$0.088 \pm 0.018_{\text{stat}} \pm 0.020_{\text{syst}}$
Belle [181]	$0.19 \pm 0.06_{\text{stat}} \pm 0.03_{\text{syst}}$	$0.18 \pm 0.06_{\text{stat}} \pm 0.03_{\text{syst}}$
<b>Average</b>	<b><math>0.09 \pm 0.025</math></b>	<b><math>\chi^2/\text{dof} = 2.8/2</math> (CL=25%)</b>

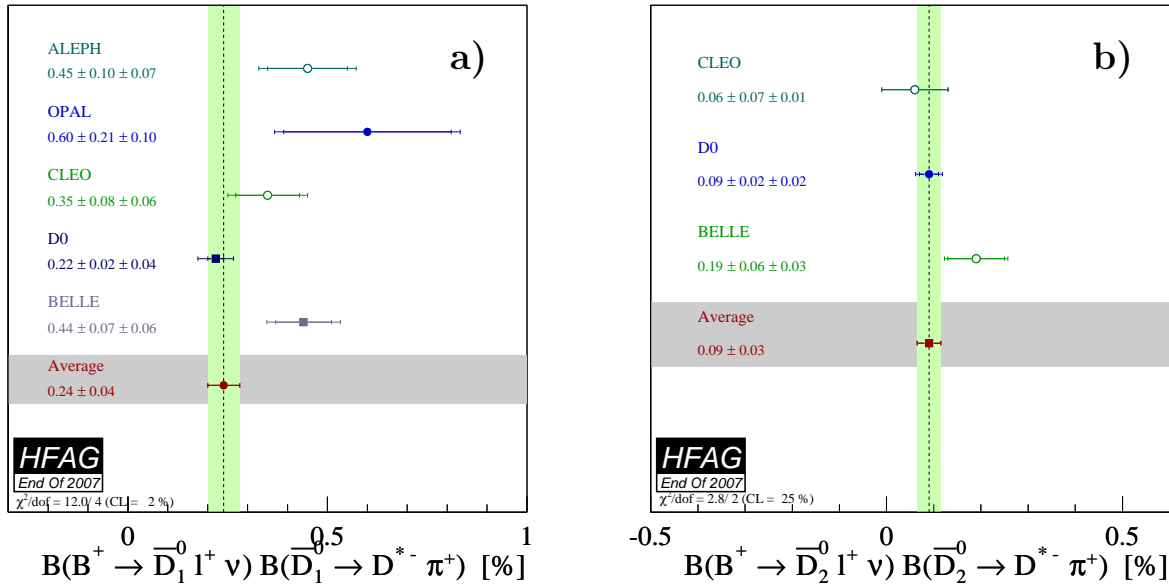


Figure 44: Average of the product of branching fraction (a)  $\mathcal{B}(B^+ \rightarrow \bar{D}_1^0(D^{*-}\pi^+)\ell^+\nu_\ell) \times \mathcal{B}(\bar{D}_1^0 \rightarrow D^{*-}\pi^+)$  and (b)  $\mathcal{B}(B^+ \rightarrow \bar{D}_2^0(D^{*-}\pi^+)\ell^+\nu_\ell) \times \mathcal{B}(\bar{D}_2^0 \rightarrow D^{*-}\pi^+)$  The corresponding individual results are also shown.

theoretical uncertainties obtained from the global fit. The second error refers to an additional theoretical uncertainty on the ratio  $\Gamma_{\text{sl}}(0.6)/\Gamma_{\text{sl}}(0.0)$  of 0.1%, on the recommendation of the authors of the fit. The resultant full branching fraction is  $\mathcal{B}(B \rightarrow X\ell^+\nu_\ell) = (10.74 \pm 0.16)\%$ .

### 5.3.2 Ratio of $\mathcal{B}(B^+ \rightarrow X\ell^+\nu_\ell)$ to $\mathcal{B}(B^0 \rightarrow X\ell^+\nu_\ell)$

The total width of semileptonic  $B$ -meson decays is expected to be the same for both neutral and charged  $B$  mesons. Therefore the ratio of the branching fractions,  $R_{+0}$ , should be equivalent to the ratio of the  $B$ -meson lifetimes  $\tau_{B^+}/\tau_{B^0}$ , where

$$R_{+0} = \frac{\mathcal{B}(B^+ \rightarrow X\ell^+\nu_\ell)}{\mathcal{B}(B^0 \rightarrow X\ell^+\nu_\ell)}.$$

Table 57: Average of the partial semileptonic branching fractions  $\mathcal{B}(B \rightarrow X\ell^+\nu_\ell)(p_{\text{cms}} > 0.6 \text{ GeV}/c)$  and the full branching fraction extrapolated from the average. In parentheses we identify the type of tag used to identify  $B\bar{B}$  events:  $e$ -tag and  $\ell$ -tag refer to measurements with events tagged by an electron and either an electron or muon, respectively,  $B_{\text{reco}}$ -tag refers to analyses with events tagged by a fully reconstructed hadronic  $B$  decay.

Experiment	$\mathcal{B}(B \rightarrow X\ell^+\nu_\ell)[\%]$ (rescaled) ( $p_{\text{cms}} > 0.6 \text{ GeV}/c$ )	$\mathcal{B}(B \rightarrow X\ell^+\nu_\ell)[\%]$ (published) ( $p_{\text{cms}} > 0.6 \text{ GeV}/c$ )
ARGUS ( $e$ -tag) [186]	$9.15 \pm 0.50 \pm 0.33$	$9.10 \pm 0.50 \pm 0.40$
Belle ( $\ell$ -tag) [187]	$10.30 \pm 0.11 \pm 0.46$	$10.24 \pm 0.11 \pm 0.46$
CLEO ( $e$ -tag) [188]	$10.23 \pm 0.08 \pm 0.22$	$10.21 \pm 0.08 \pm 0.22$
BABAR ( $e$ -tag) [189]	$10.37 \pm 0.06 \pm 0.23$	$10.36 \pm 0.06 \pm 0.23$
BABAR ( $B_{\text{reco}}$ -tag) [190]	$10.03 \pm 0.19 \pm 0.33$	$10.03 \pm 0.19 \pm 0.33$
Belle ( $B_{\text{reco}}$ -tag) [191]	$10.28 \pm 0.18 \pm 0.24$	$10.28 \pm 0.18 \pm 0.24$
<b>Average at (<math>p_{\text{cms}} &gt; 0.6 \text{ GeV}/c</math>)</b>	<b><math>10.23 \pm 0.15</math></b>	<b><math>\chi^2/\text{dof} = 4.2/5</math> (CL=52%)</b>
$\mathcal{B}_{\text{tot}}(B^0/B^+ \rightarrow X\ell\nu_\ell)$ (%)	<b><math>10.74 \pm 0.16</math></b>	

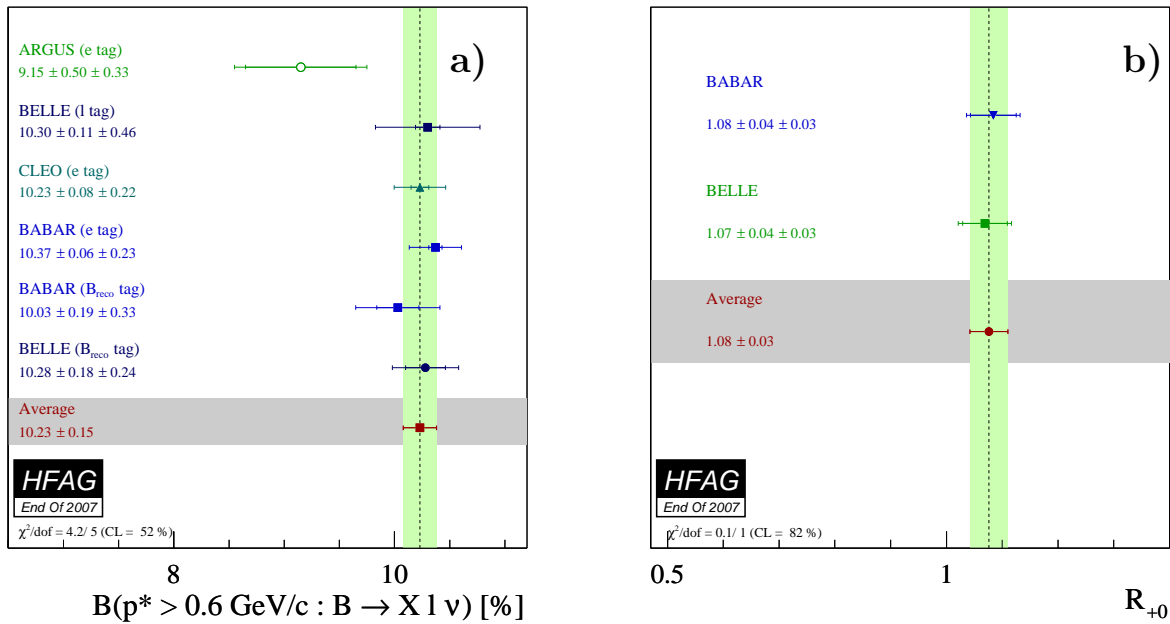


Figure 45: (a) Measurements of  $\mathcal{B}(B \rightarrow X\ell^+\nu_\ell)$  and their average. (b) Measurements of the ratio of the branching fractions  $R_{+0}$  and their average.

Recently, both *BABAR* and Belle reported precise measurements of  $R_{+0}$ , using a “ $B_{\text{reco}}$ ”-tagged sample. The measurements and average are listed in Table 58 and plotted in Figure 45. The average,  $1.076 \pm 0.034$ , is in agreement with the ratio of lifetimes,  $1.073 \pm 0.008$  (this preprint).

Table 58: Individual measurements and average of the ratio of the branching fractions  $R_{+0}$ .

Experiment	$R_{+0}$
<i>BABAR</i> [190]	$1.084 \pm 0.041 \pm 0.025$
Belle [191]	$1.069 \pm 0.040 \pm 0.026$
<b>Average</b>	<b><math>1.076 \pm 0.034</math></b> $\chi^2/\text{dof} = 0.05/1$ CL=82%

### 5.3.3 Branching Fractions for $B^+ \rightarrow X\ell^+\nu_\ell$

We provide averages of the branching fractions of  $B^+ \rightarrow X\ell^+\nu_\ell$  and  $B^0 \rightarrow X^-\ell^+\nu_\ell$  separately, using the available measurements at the  $\Upsilon(4S)$ . We include the measurements from CLEO [196, 197] and ARGUS [198], as well as the latest measurements made by Belle and *BABAR* that utilise the full reconstruction  $B$ -meson tag [190, 191]. In those cases, we extrapolate from the partial to full branching fraction using a factor derived from a global fit [192], as in section 5.3.1. In contrast to the  $B$  admixture average, averages are made of the full branching fraction since CLEO and ARGUS do not present partial branching fractions. The measurements and averages are given in Tables 59 and 60 and plotted in Figure 46 for  $B^+ \rightarrow X^0\ell^+\nu_\ell$  and  $B^0 \rightarrow X^-\ell^+\nu_\ell$ , respectively.

Table 59: Individual measurements and average of the total semileptonic branching fraction  $\mathcal{B}(B^+ \rightarrow X^0\ell^+\nu_\ell)$ . “ $\ell$ -tag” and “ $B_{reco}$ -tag” indicate analysis experimental technique. No rescaling is applied.

Experiment	$\mathcal{B}_{tot}(B^+ \rightarrow X^0\ell^+\nu_\ell)[\%]$
CLEO ( $\ell$ -tag) [196]	$10.25 \pm 0.57 \pm 0.66$
<i>BABAR</i> ( $B_{reco}$ -tag) [190]	$10.90 \pm 0.27 \pm 0.39$
Belle ( $B_{reco}$ -tag) [191]	$11.17 \pm 0.25 \pm 0.28$
<b>Average</b>	<b><math>10.99 \pm 0.28</math></b> $\chi^2/\text{dof} = 1.0/2$ CL=61%

### 5.3.4 $|V_{cb}|$ Determined from $B \rightarrow X\ell^+\nu_\ell$

The magnitude of the CKM matrix  $|V_{cb}|$  can be determined from the branching fraction of inclusive charmed semileptonic  $B$ -meson decays  $B \rightarrow X\ell^+\nu_\ell$  and with parameters that describe the motion of the  $b$ -quark in the  $B$ -meson. These parameters, within the framework of the Heavy Quark Expansion (HQE), include the  $b$ -quark mass,  $m_b$ . Phenomenology of these decays is reviewed in many papers [199]. In practice  $|V_{cb}|$ ,  $m_b$ , and other parameters are determined simultaneously from a *global* fit to measured moments of inclusive leptons spectrum, the hadron mass spectrum in semileptonic decays, and the inclusive photon spectrum in radiative  $B$ -meson penguin decays. The moments are measured as a function of a minimum lepton or photon



Table 60: Individual measurements and average of the total semileptonic branching fraction  $\mathcal{B}(B^0 \rightarrow X^{-}\ell^+\nu)$ . “partial-tag” and “ $B_{reco}$ -tag” indicate analysis experimental technique. No rescaling is applied.

Experiment	$\mathcal{B}_{tot}(B^0 \rightarrow X^{-}\ell^+\nu)[\%]$
CLEO (partial-tag) [197]	$9.9 \pm 3.0 \pm 0.9$
ARGUS (partial-tag) [198]	$9.3 \pm 1.1 \pm 1.5$
CLEO (partial-tag) [196]	$10.78 \pm 0.60 \pm 0.69$
BABAR ( $B_{reco}$ -tag) [190]	$10.14 \pm 0.28 \pm 0.33$
Belle ( $B_{reco}$ -tag) [191]	$10.46 \pm 0.30 \pm 0.23$
<b>Average</b>	<b><math>10.33 \pm 0.28</math></b> <b><math>\chi^2/\text{dof} = 0.9/4</math></b> <b>CL= 92%</b>

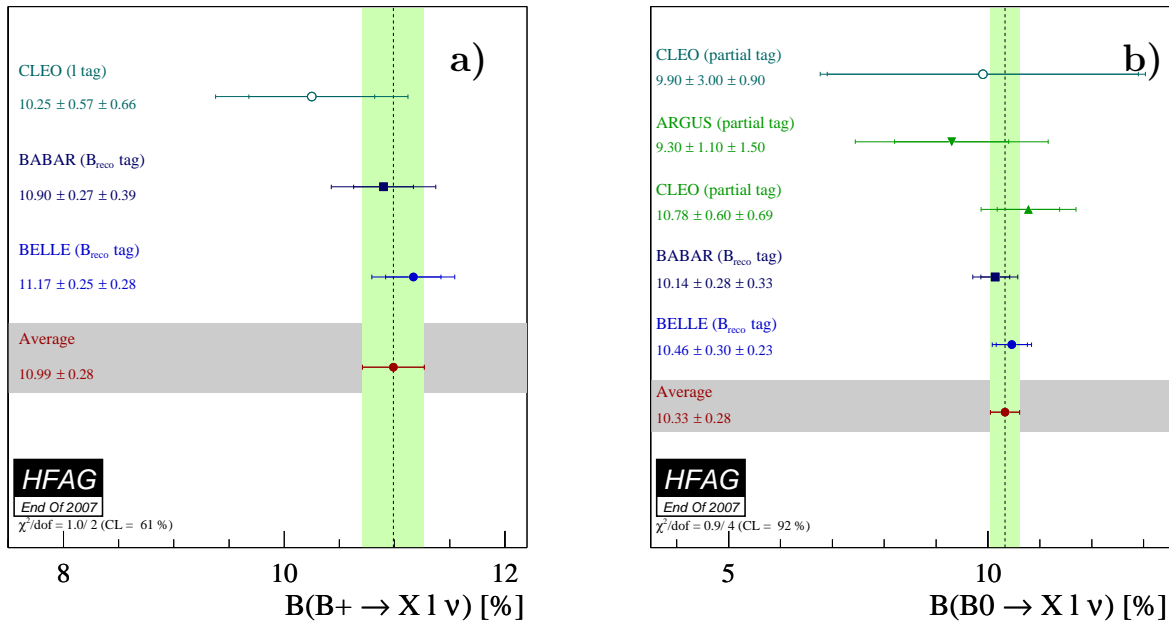


Figure 46: (a) Measurements of the total semileptonic branching fraction  $\mathcal{B}(B^+ \rightarrow X l^+ \nu_\ell)$  and their average. (b) Individual measurements and average of the total semileptonic branching fraction  $\mathcal{B}(B^0 \rightarrow X^{-}\ell^+\nu)$ . “ $l$ -tag”, “partial-tag” and “ $B_{reco}$ -tag” indicate the event tag used in different analyses.

energy. To date three types of global fits have been performed; they differ in the choice of scheme, either *pole*, “1S” or *kinetic*, which are characterized by different definitions of the  $b$ -quark mass  $m_b$ . However, fits in the *pole* scheme are disfavoured due to the poor convergence of series expansions in that scheme. In the following, we present the most up-to-date fits, which are performed in the *kinetic* and “1S” schemes. They are based on a common set of measurements.

### 5.3.5 HQE fit in the kinetic scheme

This fit to the moment measurements relies on HQE calculations in the kinetic scheme presented in Refs. [193–195], including lower energy dependent perturbative corrections to the hadron moments [200–202]. The inclusive spectral moments of  $B \rightarrow X_c \ell^+ \nu_\ell$  decays have been calculated in the kinetic scheme up to  $\mathcal{O}(1/m_b^3)$  and  $\mathcal{O}(1/\alpha_s^2)$ . The theoretical expressions for the truncated moments are given in terms of HQE parameters, and coefficients determined by theory, which are functions of the lower energy cut. As  $\mu_G^2$  and  $\rho_{LS}^3$  can be estimated from the  $B^* - B$  mass splitting and heavy-quark sum rules, respectively, we impose Gaussian error constraints of  $\mu_G^2 = 0.35 \pm 0.07 \text{GeV}^2$  and  $\rho_{LS}^3 = -0.15 \pm 0.10 \text{GeV}^3$  on these parameters as advocated in Ref. [193]. The total of free parameters is then eight. The result of the combined fit of the HQEs to all moment measurements from *BABAR* [189, 203–205], *Belle* [206–208], CDF [209], CLEO [210, 211] and DELPHI [212] is shown in Table 61. To assess the consistency of the calculations and the measurements for the two different decay processes,  $B \rightarrow X_c \ell^+ \nu_\ell$  and  $B \rightarrow X_s \gamma$ , we have carried out separate fits to  $B \rightarrow X_c \ell^+ \nu_\ell$  moments and to photon moments only.

The fit to  $B \rightarrow X_c \ell^+ \nu_\ell$  moments only results in:

$$\begin{aligned} |V_{cb}| &= 41.68 \pm 0.39_{\text{fit}} \pm 0.58_{\Gamma_{SL}} \times 10^{-3}, \\ m_b &= 4.677 \pm 0.053_{\text{fit}} \text{GeV}, \\ m_c &= 1.285 \pm 0.078_{\text{fit}} \text{GeV}, \\ \mu_\pi^2 &= 0.387 \pm 0.039_{\text{fit}} \text{GeV}^2. \end{aligned}$$

From the fit to  $B \rightarrow X_s \gamma$  moments only we obtain:

$$\begin{aligned} m_b &= 4.56_{-0.14}^{+0.08} \text{GeV}, \\ \mu_\pi^2 &= 0.44_{-0.17}^{+0.30} \text{GeV}^2. \end{aligned}$$

A comparison of results from the combined fit with those obtained from fits to  $B \rightarrow X_c \ell^+ \nu_\ell$  and  $B \rightarrow X_s \gamma$  moments separately can be found in Figure 47 where the  $\Delta\chi^2 = 1$  contours for the fit results are shown in the  $(m_b, |V_{cb}|)$  and  $(m_b, \mu_\pi^2)$  planes. However, as they are not sensitive to all the heavy quark parameters, all but  $m_b$  and  $\mu_\pi^2$  are fixed to the result obtained from the combined fit. It can be seen that the inclusion of the photon energy moments adds additional sensitivity to the  $b$ -quark mass  $m_b$ . The values for the  $b$ -quark mass  $m_b$  and  $\mu_\pi^2$  from the two fits agree within  $1.3\sigma$  and  $0.3\sigma$ , respectively.

It is of interest to compare the extracted  $b$ -quark mass in the kinetic scheme with other determinations in the commonly used  $\overline{\text{MS}}$  scheme. The translation between the kinetic and  $\overline{\text{MS}}$  masses to two loop accuracy and including the BLM part of the  $\alpha_s^3$  corrections [195] leads to

$$\overline{m}_b(\overline{m}_b) = 4.22 \pm 0.04 \text{GeV}.$$

### 5.3.6 Global Fits in the $1S$ scheme

An independent fit in the  $1S$  scheme is performed with the same set of measured lepton energy, hadron mass and photon energy moments as in section 5.3.5.

Table 61: Results for the combined fit to all moments with experimental and theoretical uncertainties. For  $|V_{cb}|$  we add an additional theoretical error stemming from the uncertainty in the expansion for  $\Gamma_{\text{SL}}$  of 1.4%. Below the fit results the correlation matrix is shown.

	OPE FIT RESULT: $\chi^2/N_{dof} = 39.1/62$							
$B \rightarrow X_c \ell^+ \nu_\ell$ $+ B \rightarrow X_s \gamma$	$ V_{cb} $ ( $\times 10^{-3}$ )	$m_b$ (GeV)	$m_c$ (GeV)	$\mu_\pi^2$ (GeV <sup>2</sup> )	$\rho_D^3$ (GeV <sup>3</sup> )	$\mu_G^2$ (GeV <sup>2</sup> )	$\rho_{LS}^3$ (GeV <sup>3</sup> )	$BR_{c\ell^+\nu_\ell}$ (%)
RESULT	41.91	4.613	1.187	0.408	0.191	0.261	-0.195	10.64
$\Delta$ exp	0.19	0.022	0.033	0.017	0.008	0.019	0.052	0.09
$\Delta$ HQE	0.28	0.027	0.040	0.031	0.019	0.035	0.068	0.07
$\Delta \Gamma_{\text{SL}}$	0.59							
$ V_{cb} $	1.000	-0.450	-0.315	0.495	0.311	-0.275	0.070	0.674
$m_b$		1.000	0.962	-0.525	-0.225	-0.226	-0.211	0.121
$m_c$			1.000	-0.536	-0.310	-0.448	-0.100	0.152
$\mu_\pi^2$				1.000	0.750	0.230	0.071	0.126
$\rho_D^3$					1.000	0.185	-0.507	0.123
$\mu_G^2$						1.000	-0.034	-0.160
$\rho_{LS}^3$							1.000	-0.070
$BR_{c\ell^+\nu_\ell}$								1.000

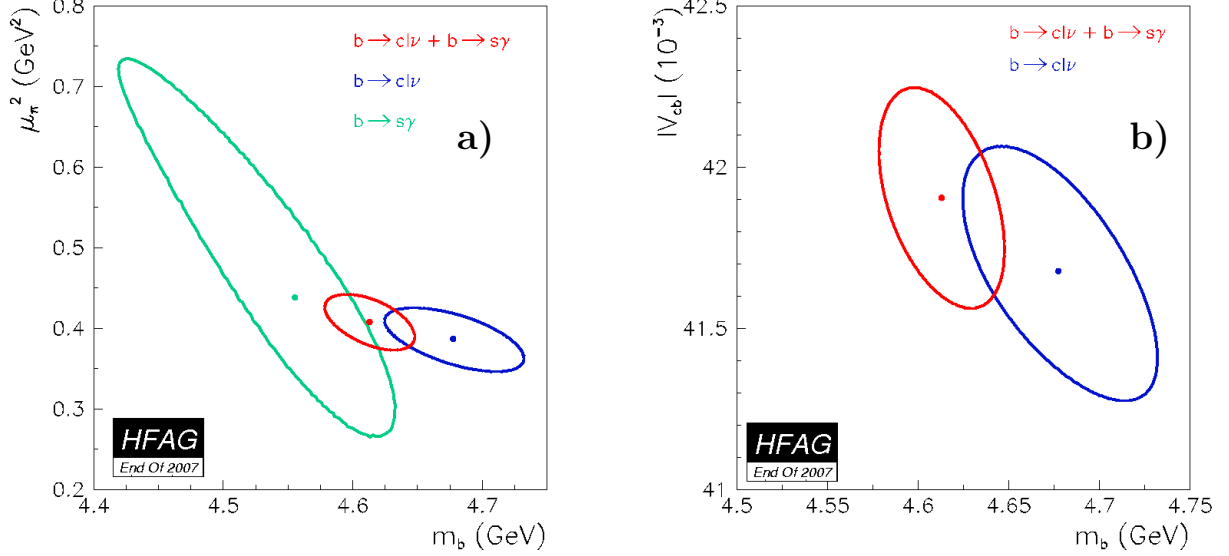


Figure 47: Comparison of scenarios from fits in the kinetic mass scheme. Figure (a) shows the  $\Delta\chi^2 = 1$  contour in the  $(m_b, \mu_\pi^2)$  plane for the combined fit to all moments (red), the fit to hadron and lepton moments only (blue) and the fit to photon moments only (green). Figure (b) shows the results for the combined fit (red) and the fit to hadron and lepton moments only (blue) in the  $(m_b, |V_{cb}|)$  plane.

The inclusive spectral moments of  $B \rightarrow X_c \ell \nu$  decays are derived up to  $\mathcal{O}(1/m_b^3)$  in Ref. [214]. The theoretical expressions for the truncated moments are given in terms of HQE parameters, and coefficients determined by theory, which are functions of the lower lepton energy threshold  $E_{\min}$ . The non-perturbative corrections are parametrized by the parameters,  $\bar{A}^{1S}$  ( $\mathcal{O}(m_b)$ ),  $\lambda_1$  and  $\lambda_2$  ( $\mathcal{O}(1/m_b^2)$ ), and  $\tau_1, \tau_2, \tau_3, \tau_4, \rho_1$  and  $\rho_2$  ( $\mathcal{O}(1/m_b^3)$ ). One of the higher order parameters,  $\tau_4$  is set to zero, and from available constraints, *e.g.*  $B^* - B$  mass splitting,  $\lambda_2 = 0.1227 - 0.0145\lambda_1$  and  $\rho_2 = 0.1361 + \tau_2$ , following the prescription in Ref. [214].

A total of seven parameters are then determined. We performed the 1S fit following the method described in Ref. [215]. Measurements with higher cutoff energies (*i.e.* electron energy and hadron mass moments with  $E_{\min} > 1.5$  GeV and photon energy moments with  $E_{\min} > 2$  GeV) are not used to determine the HQE parameters, as theoretical predictions are not considered reliable in this region. Finally, points where correlations with neighbouring points are too high have also been excluded.

The following results are obtained for the parameters in the fit to the full  $B \rightarrow X_c \ell^+ \nu_\ell$  and  $B \rightarrow X_s \gamma$  data set ( $\chi^2/\text{n.d.f.} = 25.3/63$ ):

$$\begin{aligned} |V_{cb}| &= (41.78 \pm 0.30 \pm 0.08) \times 10^{-3}, \\ m_b^{1S} &= (4.701 \pm 0.030) \text{ GeV}/c^2, \text{ and} \\ \lambda_1 &= (-0.313 \pm 0.025) \text{ GeV}^2. \end{aligned}$$

The corresponding fit parameter correlations are given in Table 62. The consistency between the fit results for the two different decay processes,  $B \rightarrow X_c \ell^+ \nu_\ell$  and  $B \rightarrow X_s \gamma$ , is assessed by

	$ V_{cb} $	$m_b^{1S}$	$\lambda_1$
$ V_{cb} $	1.000	-0.379	-0.232
$m_b^{1S}$		1.000	0.852
$\lambda_1$			1.000

Table 62: Correlation coefficients of the parameters in the 1S fit.

performing the fit with and without the inclusion of the photon moments. The fit to only the  $B \rightarrow X_c \ell \bar{\nu}$  moments results in ( $\chi^2/\text{n.d.f.} = 22.7/63$ ):

$$\begin{aligned}
|V_{cb}| &= (41.56 \pm 0.39 \pm 0.08) \times 10^{-3} , \\
m_b^{1S} &= (4.751 \pm 0.058) \text{ GeV}/c^2 , \text{ and} \\
\lambda_1 &= (-0.274 \pm 0.047) \text{ GeV}^2 .
\end{aligned}$$

The first error is from the fit including experimental and theory errors, and the second error (on  $|V_{cb}|$  only) is due to the uncertainty on the average  $B$  lifetime. The precision on  $|V_{cb}|$  is of order 1%. The  $\Delta\chi^2 = 1$  fit contour plots in the  $(m_b, \lambda_1)$  and  $(m_b, |V_{cb}|)$  planes are shown in Figure 48. All fit results are preliminary.

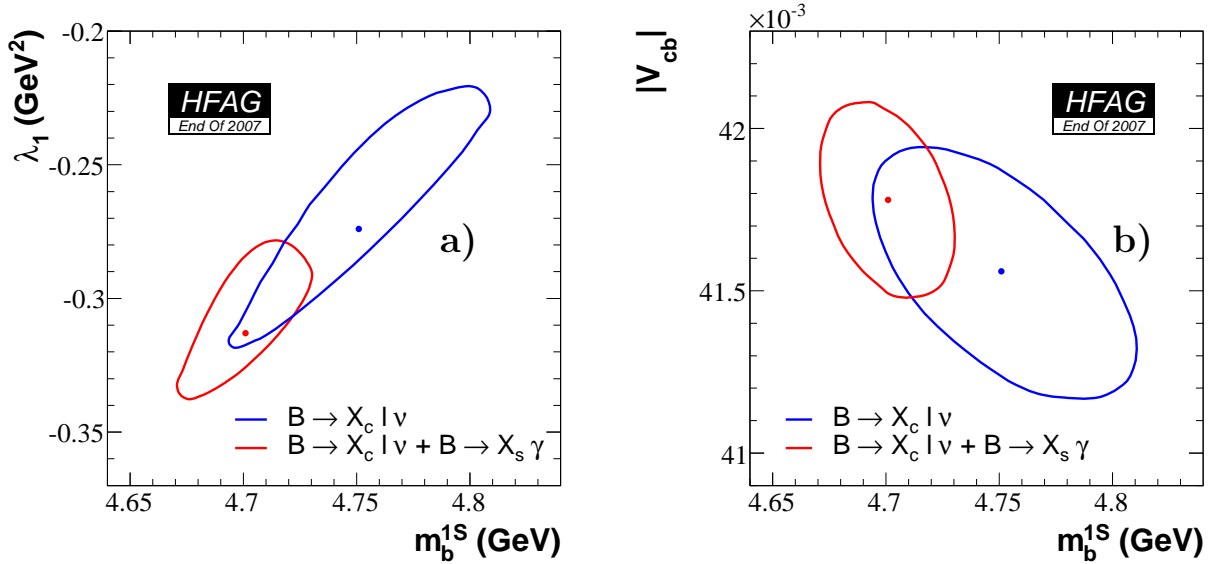


Figure 48: Comparison of scenarios from fits in the 1S mass scheme. Figure (a) shows the  $\Delta\chi^2 = 1$  contour in the  $(m_b, \lambda_1)$  plane for the combined fit to all moments (red), the fit to hadron and lepton moments only (blue). Figure (b) shows the results for the combined fit (red) and the fit to hadron and lepton moments only (blue) in the  $(m_b, |V_{cb}|)$  plane.

## 5.4 Exclusive CKM-suppressed decays

In this section, we list results on exclusive semileptonic branching fractions and determinations of  $|V_{ub}|$  based on  $B \rightarrow \pi \ell^+ \nu_\ell$  decays. A new measurement of the exclusive decay  $B \rightarrow \pi \ell^+ \nu_\ell$  from CLEO was presented in 2007 [216]. Some previous preliminary results from the other Collaborations were finalized. The measurements are based on two different event selections: tagged events, in which the second  $B$  meson in the event is fully reconstructed in either a hadronic decay (“ $B_{reco}$ ”) or in a CKM-favored semileptonic decay (“SL”); and untagged events, in which case the selection infers the momentum of the undetected neutrino from the measurement of the sum of the momenta of all detected particles and the knowledge of the initial state. The results for the full and partial branching fraction are given in Table 63 and shown in Figure 49 (a).

When averaging these results, systematic uncertainties due to external inputs, e.g., form factor shapes and background estimates from the modeling of  $B \rightarrow X_c \ell^+ \nu_\ell$  and  $B \rightarrow X_u \ell^+ \nu_\ell$  decays, are treated as fully correlated. Uncertainties due to experimental reconstruction effects are treated as fully correlated among measurements from a given experiment.

Table 63: Summary of exclusive determinations of  $\mathcal{B}(B \rightarrow \pi \ell^+ \nu_\ell)$ . The errors quoted correspond to statistical and systematic uncertainties, respectively. Measured branching fractions for  $B^+ \rightarrow \pi^0 \ell^+ \nu_\ell$  have been multiplied by  $2 \times \tau_{B^0} / \tau_{B^+}$  [3] in accordance with isospin symmetry. The labels “ $B_{reco}$ ” and “SL” tags refer to the type of  $B$  decay tag used in a measurement, and “untagged” refers to an untagged measurement. Concerning Ref. [220], only the measurement in the full  $q^2$  is presented.

	$\mathcal{B}[10^{-4}]$	$\mathcal{B}(q^2 > 16 \text{ GeV}^2/c^2)[10^{-4}]$	$\mathcal{B}(q^2 < 16 \text{ GeV}^2/c^2)[10^{-4}]$
CLEO $\pi^+, \pi^0$ [216]	$1.37 \pm 0.15 \pm 0.11$	$0.41 \pm 0.08 \pm 0.04$	$0.96 \pm 0.13 \pm 0.10$
BABAR $\pi^+$ [217]	$1.46 \pm 0.07 \pm 0.08$	$0.38 \pm 0.04 \pm 0.03$	$1.09 \pm 0.06 \pm 0.07$
<b>Average of untagged</b>	<b><math>1.43 \pm 0.07 \pm 0.08</math></b>	<b><math>0.39 \pm 0.04 \pm 0.04</math></b>	<b><math>1.05 \pm 0.06 \pm 0.07</math></b>
BELLE SL $\pi^+$ [218]	$1.38 \pm 0.19 \pm 0.14$	$0.36 \pm 0.10 \pm 0.04$	$1.02 \pm 0.16 \pm 0.11$
BELLE SL $\pi^0$ [218]	$1.45 \pm 0.26 \pm 0.15$	$0.38 \pm 0.15 \pm 0.04$	$1.07 \pm 0.23 \pm 0.11$
BABAR SL $\pi^+$ [219]	$1.12 \pm 0.25 \pm 0.10$	$0.29 \pm 0.15 \pm 0.04$	$0.83 \pm 0.22 \pm 0.08$
BABAR SL $\pi^0$ [219]	$1.37 \pm 0.34 \pm 0.15$	$0.19 \pm 0.23 \pm 0.08$	$1.18 \pm 0.30 \pm 0.12$
BABAR $B_{reco}$ $\pi^+$ [219]	$1.07 \pm 0.27 \pm 0.15$	$0.65 \pm 0.20 \pm 0.13$	$0.42 \pm 0.18 \pm 0.05$
BABAR $B_{reco}$ $\pi^0$ [219]	$1.54 \pm 0.41 \pm 0.21$	$0.49 \pm 0.23 \pm 0.11$	$1.05 \pm 0.36 \pm 0.15$
BELLE $B_{reco}$ $\pi^+$ [220]	$1.49 \pm 0.26 \pm 0.06$	n/a	n/a
BELLE $B_{reco}$ $\pi^0$ [220]	$1.62 \pm 0.32 \pm 0.11$	n/a	n/a
<b>Average of tagged</b>	<b><math>1.35 \pm 0.10 \pm 0.07</math></b>	<b><math>0.36 \pm 0.06 \pm 0.03</math></b>	<b><math>0.83 \pm 0.09 \pm 0.06</math></b>
<b>Average</b>	<b><math>1.40 \pm 0.06 \pm 0.06</math></b>	<b><math>0.38 \pm 0.03 \pm 0.03</math></b>	<b><math>0.95 \pm 0.05 \pm 0.05</math></b>

The determination of  $|V_{ub}|$  from the  $B \rightarrow \pi \ell^+ \nu_\ell$  decays is shown in Table 64, and uses the average branching fraction given in Table 63. Two theoretical approaches are used: QCD sum rules [221] and Lattice QCD (unquenched [177, 222] and quenched [223]). Lattice calculations of the Form Factors (FF) are limited to small hadron momenta, i.e. large  $q^2$ , while calculations based on light cone sum rules are restricted to small  $q^2$ . More precise calculations of the FF, in particular their normalization, are needed to reduce the overall uncertainties.

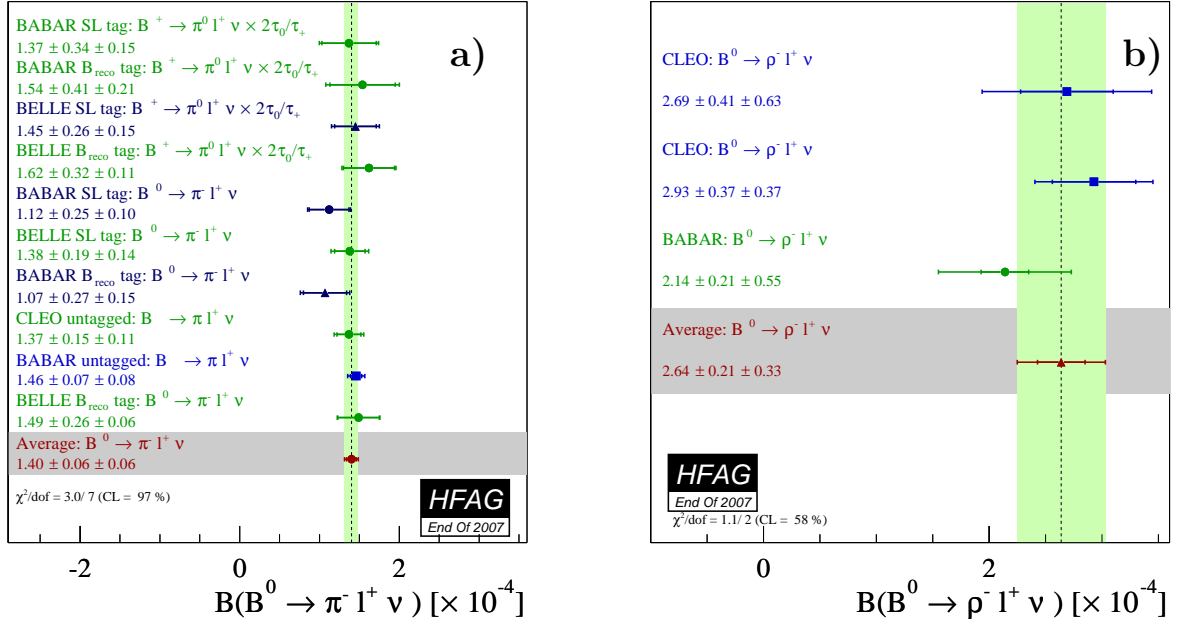


Figure 49: (a) Summary of exclusive determinations of  $\mathcal{B}(B \rightarrow \pi \ell^+ \nu_\ell)$  and their average. Measured branching fractions for  $B \rightarrow \pi \ell^+ \nu_\ell$  have been multiplied by  $2 \times \tau_{B^0}/\tau_{B^+}$  [3] in accordance with isospin symmetry. The labels “ $B_{reco}$ ” and “SL” refer to type of  $B$  decay tag used in a measurement. “untagged” refers to an untagged measurement. (b) Summary of exclusive determinations of  $\mathcal{B}(B \rightarrow \rho \ell^+ \nu_\ell)$  and their average.

We present for the first time also branching fractions for  $B \rightarrow \rho \ell^+ \nu_\ell$  decays in Table 5.4 and Figure 49 (b). The determination of  $|V_{ub}|$  from these other channels looks less promising than for  $B \rightarrow \pi \ell^+ \nu_\ell$ , primarily because there is limited theoretical information on the normalization and shape of the form factors, thus at the moment it is not extracted.

Branching fractions for other  $B \rightarrow X_u \ell^+ \nu_\ell$  decays are given in Table 66.

## 5.5 Inclusive CKM-suppressed decays

The large background from  $B \rightarrow X_c \ell^+ \nu_\ell$  decays is the chief experimental limitation in determinations of  $|V_{ub}|$ . Cuts designed to reject this background limit the acceptance for  $B \rightarrow X_u \ell^+ \nu_\ell$  decays. The calculation of partial rates for these restricted acceptances is more complicated and requires substantial theoretical machinery. In this update, we had added several new theoretical calculations to extract  $|V_{ub}|$ . We do not advocate the use of one method over another. The authors for the different calculations have provided codes to compute the partial rates in limited regions of phase space covered by the measurements.

For the averages we performed, the systematic errors associated with the modeling of  $B \rightarrow X_c \ell^+ \nu_\ell$  and  $B \rightarrow X_u \ell^+ \nu_\ell$  decays and the theoretical uncertainties are taken as fully correlated among all measurements. Reconstruction-related uncertainties are taken as fully correlated within a given experiment. From the three results published each by *BABAR* and Belle [227,228], only one is used in the average, because the three measurements are all based on the same dataset and are highly correlated. Specifically, we use the  $M_X$  analysis result for the averages. As a consequence, the experimental results have negligible statistical correlations. To make

Table 64: Determinations of  $|V_{ub}|$  based on the average total and partial  $\bar{B} \rightarrow \pi^- \ell^+ \nu_\ell$  decay branching fraction stated in Table 63. The first uncertainty is experimental, and the second is from theory. The full or partial branching fractions are used as indicated. Acronyms for the calculations refer to either the method (LCSR) or the collaboration working on it (HPQCD, FNAL, APE).

Method	$ V_{ub} [10^{-3}]$
LCSR, full $q^2$ [221]	$3.41 \pm 0.11^{+0.67}_{-0.42}$
LCSR, $q^2 < 16 \text{ GeV}^2/c^2$ [221]	$3.38 \pm 0.13^{+0.56}_{-0.37}$
HPQCD, full $q^2$ [222]	$3.11 \pm 0.10^{+0.73}_{-0.43}$
HPQCD, $q^2 > 16 \text{ GeV}^2/c^2$ [222]	$3.47 \pm 0.20^{+0.60}_{-0.39}$
FNAL, full $q^2$ [177]	$3.80 \pm 0.12^{+0.88}_{-0.52}$
FNAL, $q^2 > 16 \text{ GeV}^2/c^2$ [177]	$3.69 \pm 0.21^{+0.64}_{-0.42}$
APE, full $q^2$ [223]	$3.59 \pm 0.11^{+1.11}_{-0.57}$
APE, $q^2 > 16 \text{ GeV}^2/c^2$ [223]	$3.72 \pm 0.21^{+1.43}_{-0.66}$

Table 65: Summary of exclusive determinations of  $\mathcal{B}(B \rightarrow \rho \ell^+ \nu_\ell)$ . The errors quoted correspond to statistical and systematic uncertainties, respectively.

	$\mathcal{B}[10^{-4}]$
CLEO $\rho^+$ [216]	$2.69 \pm 0.41 \pm 0.63$
CLEO $\rho^+$ [216]	$2.93 \pm 0.37 \pm 0.37$
BABAR $\rho^+$ [224]	$2.14 \pm 0.21 \pm 0.55$
<b>Average</b>	<b><math>2.64 \pm 0.21 \pm 0.33</math></b>

Table 66: Summary of branching fractions to  $\mathcal{B}(B \rightarrow X \ell^+ \nu_\ell)$  decays other than  $B \rightarrow \pi \ell^+ \nu_\ell$  and  $B \rightarrow \rho \ell^+ \nu_\ell$ . The errors quoted correspond to statistical and systematic uncertainties, respectively. Where a third uncertainty is quoted, it corresponds to uncertainties from form factor shapes.

Experiment	Mode	$\mathcal{B}[10^{-4}]$
BELLE [225]	$B^+ \rightarrow \omega \ell^+ \nu_\ell$	$1.3 \pm 0.4 \pm 0.2 \pm 0.3$
CLEO [216]	$B^+ \rightarrow \eta \ell^+ \nu_\ell$	$0.84 \pm 0.31 \pm 0.16 \pm 0.09$
BABAR [226]	$B^+ \rightarrow \eta \ell^+ \nu_\ell$	$0.84 \pm 0.27 \pm 0.21$
BABAR [226]	$B^+ \rightarrow \eta' \ell^+ \nu_\ell$	$0.33 \pm 0.60 \pm 0.30$

use of the theoretical calculations of Ref. [229], we restrict the kinematic range in  $M_X$  and  $q^2$ , thereby reducing the size of the data sample significantly, but also the theoretical uncertainty, as stated by the authors [229]. The dependence of the quoted error on the measured value for each source of error is taken into account in the calculation of the averages. Measurements of partial branching fractions for  $B \rightarrow X_u \ell^+ \nu_\ell$  transitions from  $\mathcal{T}(4S)$  decays, together with the corresponding accepted region, are given in Table 67. The signal yields for all the measurements



shown in Table 67 are not rescaled to common input values of the  $B$  meson lifetime (see table 44) and the semileptonic width [3].

It has been first suggested by Neubert [230] and later detailed by Leibovich, Low, and Rothstein (LLR) [231] and Lange, Neubert and Paz (LNP) [232], that the uncertainty of the leading shape functions can be eliminated by comparing inclusive rates for  $B \rightarrow X_u \ell^+ \nu_\ell$  decays with the inclusive photon spectrum in  $B \rightarrow X_s \gamma$ , based on the assumption that the shape functions for transitions to light quarks,  $u$  or  $s$ , are the same to first order. However, shape function uncertainties are only eliminated at the leading order and they still enter via the signal models used for the determination of efficiency. For completeness, we provide a comparison of the results using calculations with reduced dependence on the shape function, as just introduced, with our averages using different theoretical approaches. Results are presented by *BABAR* in Ref. [233] using the LLR prescription. More recently, V.B.Golubev, V.G.Luth and Yu.I.Skovpen (Ref. [234]) extracted  $|V_{ub}|$  from the endpoint spectrum of  $B \rightarrow X_u \ell^+ \nu_\ell$  from *BABAR* [235], using several theoretical approaches with reduced dependence on the shape function. In both cases, the photon energy spectrum in the rest frame of the  $B$ -meson by *BABAR* [204] has been used.

Table 67: Summary of inclusive determinations of partial branching fractions for  $B \rightarrow X_u \ell^+ \nu_\ell$  decays. The errors quoted on  $\Delta\mathcal{B}$  correspond to statistical and systematic uncertainties. The  $P_+$  analysis is actually not used in the current averages since it is stringly correlated with the  $M_X$  analysis. The  $s_h^{\max}$  variable is described in Refs. [237, 238].

Measurement	Accepted region	$\Delta\mathcal{B}[10^{-4}]$
CLEO [236]	$E_e > 2.1 \text{ GeV}$	$3.3 \pm 0.2 \pm 0.7$
<i>BABAR</i> [238]	$E_e > 2.0 \text{ GeV}, s_h^{\max} < 3.5 \text{ GeV}^2$	$4.4 \pm 0.4 \pm 0.4$
<i>BABAR</i> [235]	$E_e > 2.0 \text{ GeV}$	$5.7 \pm 0.4 \pm 0.5$
BELLE [239]	$E_e > 1.9 \text{ GeV}$	$8.5 \pm 0.4 \pm 1.5$
<i>BABAR</i> [227]	$M_X < 1.7 \text{ GeV}/c^2, q^2 > 8 \text{ GeV}^2/c^2$	$8.1 \pm 0.8 \pm 0.7$
BELLE [240]	$M_X < 1.7 \text{ GeV}/c^2, q^2 > 8 \text{ GeV}^2/c^2$	$7.4 \pm 0.9 \pm 1.3$
BELLE [228]	$M_X < 1.7 \text{ GeV}/c^2, q^2 > 8 \text{ GeV}^2/c^2$	$8.4 \pm 0.8 \pm 0.4$
<i>BABAR</i> [227]	$P_+ < 0.66 \text{ GeV}$	$9.4 \pm 1.0 \pm 0.8$
BELLE [228]	$P_+ < 0.66 \text{ GeV}$	$11.0 \pm 1.0 \pm 1.6$
<i>BABAR</i> [227]	$M_X < 1.55 \text{ GeV}/c^2$	$11.7 \pm 0.9 \pm 0.7$
BELLE [228]	$M_X < 1.7 \text{ GeV}/c^2$	$12.3 \pm 1.1 \pm 1.2$

### 5.5.1 BLNP

Bosch, Lange, Neubert and Paz (BLNP) [241–245] provide theoretical expressions for the triple differential decay rate for  $B \rightarrow X_u \ell^+ \nu_\ell$  events, incorporating all known contributions, whilst smoothly interpolating between the “shape-function region” of large hadronic energy and small invariant mass, and the “OPE region” in which all hadronic kinematical variables scale with the  $b$ -quark mass. BLNP assign uncertainties to the  $b$ -quark mass which enters through the leading shape function, to sub-leading shape function forms, to possible weak annihilation contribution, and to matching scales. The extracted values of  $|V_{ub}|$  for each measurement along with their average are given in Table 68 and illustrated in Figure 50. The total uncertainty is  ${}^{+8.8\%}_{-7.7\%}$  and is due to: statistics ( ${}^{+2.0\%}_{-2.0\%}$ ), detector ( ${}^{+2.3\%}_{-2.2\%}$ ),  $B \rightarrow X_c \ell^+ \nu_\ell$  model ( ${}^{+1.3\%}_{-1.2\%}$ ),  $B \rightarrow$

$X_u \ell^+ \nu_\ell$  model ( $^{+1.4\%}_{-1.4\%}$ ), heavy quark parameters ( $^{+7.0\%}_{-5.8\%}$ ), SF functional form ( $^{+0.5\%}_{-0.5\%}$ ), sub-leading shape functions ( $^{+0.7\%}_{-0.7\%}$ ), BLNP theory: matching scales  $\mu, \mu_i, \mu_h$  ( $^{+3.6\%}_{-3.3\%}$ ), and weak annihilation ( $^{+1.3\%}_{-1.3\%}$ ). The error on the HQE parameters ( $b$ -quark mass and  $\mu_\pi^2$ ) is the source of the largest uncertainty, while the uncertainty assigned for the matching scales is a close second.

Table 68: Summary of input parameters used by the different theory calculations, corresponding inclusive determinations of  $|V_{ub}|$  and their average. The errors quoted on  $|V_{ub}|$  correspond to experimental and theoretical uncertainties, respectively. Note that only the  $M_X$  analysis is used for Refs. [227, 228], as the other analyses are highly correlated.

	BLNP	DGE	GGOU	ADFR	BLL
Input parameters					
scheme	SF	$\overline{MS}$	kinetic	$\overline{MS}$	1S
Ref.	see Sect. 5.3.5 (only $b \rightarrow c \ell \nu$ moments)	Ref. [3]	see Sect. 5.3.5 ( $b \rightarrow c \ell \nu + b \rightarrow s \gamma$ moments)	Ref. [3]	see Sect. 5.3.6
$m_b$ (GeV)	$4.707^{+0.059}_{-0.053}$	$4.20 \pm 0.07$	$4.613^{+0.022}_{-0.027}$	$4.20 \pm 0.07$	$4.70 \pm 0.03$
$\mu_\pi^2$ (GeV <sup>2</sup> )	$0.216^{+0.054}_{-0.076}$	-	$0.408^{+0.017}_{-0.031}$	-	-
Ref.	$V_{ub}$   values				
$E_e$ [236]	$3.52 \pm 0.41^{+0.38}_{-0.32}$	$3.85 \pm 0.45^{+0.28}_{-0.27}$	$3.70 \pm 0.43^{+0.25}_{-0.39}$	$3.47 \pm 0.20^{+0.25}_{-0.26}$	-
$M_X, q^2$ [240]	$3.98 \pm 0.42^{+0.34}_{-0.28}$	$4.43 \pm 0.47^{+0.23}_{-0.21}$	$4.15 \pm 0.44^{+0.33}_{-0.34}$	$3.93 \pm 0.42^{+0.25}_{-0.26}$	$3.71 \pm 0.50^{+0.35}_{-0.35}$
$E_e$ [239]	$4.36 \pm 0.41^{+0.36}_{-0.30}$	$4.81 \pm 0.45^{+0.22}_{-0.21}$	$4.55 \pm 0.42^{+0.22}_{-0.31}$	$3.18 \pm 0.16^{+0.23}_{-0.24}$	-
$E_e$ [235]	$3.90 \pm 0.22^{+0.35}_{-0.30}$	$4.30 \pm 0.29^{+0.25}_{-0.24}$	$4.07 \pm 0.23^{+0.23}_{-0.33}$	$3.44 \pm 0.14^{+0.25}_{-0.26}$	-
$E_e, s_h^{\max}$ [238]	$3.95 \pm 0.27^{+0.42}_{-0.36}$	$4.42 \pm 0.30^{+0.37}_{-0.36}$	-	$3.87 \pm 0.26^{+0.26}_{-0.26}$	$4.71 \pm 0.50^{+0.35}_{-0.35}$
$M_X$ [228]	$3.66 \pm 0.24^{+0.29}_{-0.24}$	$4.29 \pm 0.28^{+0.27}_{-0.24}$	$3.89 \pm 0.26^{+0.19}_{-0.22}$	$3.91 \pm 0.26^{+0.26}_{-0.27}$	-
$M_X$ [227]	$3.73 \pm 0.18^{+0.33}_{-0.28}$	$4.55 \pm 0.22^{+0.30}_{-0.29}$	$4.01 \pm 0.19^{+0.26}_{-0.29}$	$4.01 \pm 0.20^{+0.27}_{-0.28}$	-
$M_X, q^2$ [227]	-	-	-	-	$4.92 \pm 0.32^{+0.36}_{-0.36}$
$M_X, q^2$ [228]	-	-	-	-	$5.01 \pm 0.39^{+0.37}_{-0.37}$
Average	$3.98 \pm 0.14^{+0.32}_{-0.27}$	$4.47 \pm 0.16^{+0.25}_{-0.26}$	$3.94 \pm 0.15^{+0.20}_{-0.23}$	$3.78 \pm 0.13^{+0.24}_{-0.24}$	$4.91 \pm 0.24^{+0.38}_{-0.38}$

## 5.5.2 DGE

J.R. Andersen and E. Gardi (Dressed Gluon Exponentiation, DGE) [246] provide a framework where the on-shell  $b$ -quark calculation, converted into hadronic variables, is directly used as an approximation to the meson decay spectrum without the use of a leading-power non-perturbative function (or, in other words, a shape function). The on-shell mass of the  $b$ -quark within the  $B$ -meson ( $m_b$ ) is required as input. The extracted values of  $|V_{ub}|$  for each measurement along with their average are given in Table 68 and illustrated in Figure 51. The total error is  $^{+6.8\%}_{-6.9\%}$ , whose breakdown is: statistics ( $^{+1.9\%}_{-1.9\%}$ ), detector ( $^{+2.4\%}_{-2.3\%}$ ),  $B \rightarrow X_c \ell^+ \nu_\ell$  model ( $^{+1.8\%}_{-1.7\%}$ ),  $B \rightarrow X_u \ell^+ \nu_\ell$  model ( $^{+1.1\%}_{-1.1\%}$ ), spectral fraction ( $m_b$ ) ( $^{+3.0\%}_{-3.3\%}$ ), strong coupling  $\alpha_s$  ( $^{+0.7\%}_{-0.8\%}$ ), total semileptonic width ( $m_b$ ) ( $^{+3.0\%}_{-3.0\%}$ ), weak annihilation ( $^{+1.9\%}_{-1.9\%}$ ), DGE theory: matching scales ( $^{+3.2\%}_{-3.1\%}$ ). The largest contribution to the total error is due to the effect of the uncertainty on  $m_b$  on the prediction of the event rate, closely followed by the specific theory error on overall DGE and the total semileptonic decay width.

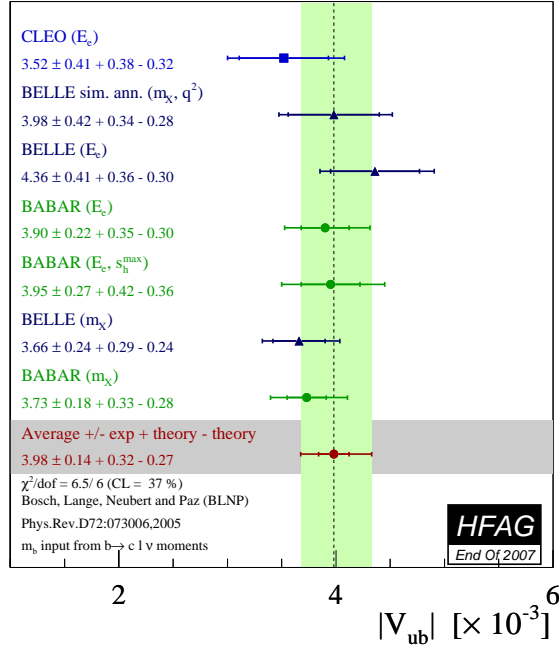


Figure 50: Measurements of  $|V_{ub}|$  from inclusive semileptonic decays and their average based on the BLNP prescription. “ $E_e$ ”, “ $M_X$ ”, “ $(M_X, q^2)$ ” and “ $(E_e, s_h^{max})$ ” indicate the distributions and cuts used for the measurement of the partial decay rates.

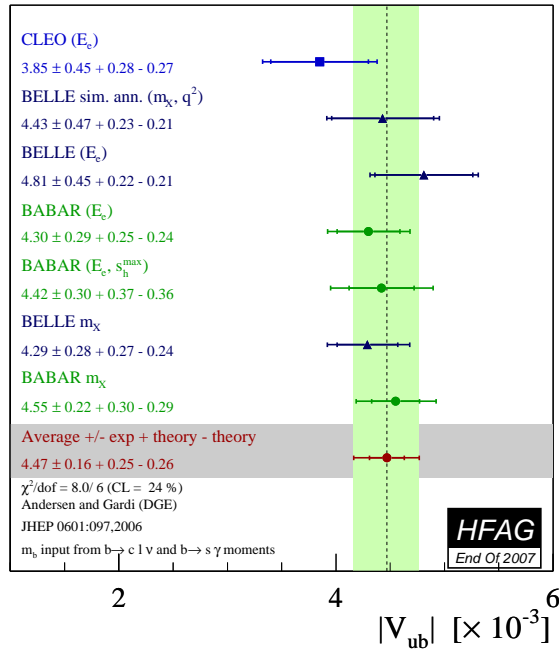


Figure 51: Measurements of  $|V_{ub}|$  from inclusive semileptonic decays and their average based on the DGE prescription. “ $E_e$ ”, “ $M_X$ ”, “ $(M_X, q^2)$ ” and “ $(E_e, s_h^{max})$ ” indicate the analysis type.

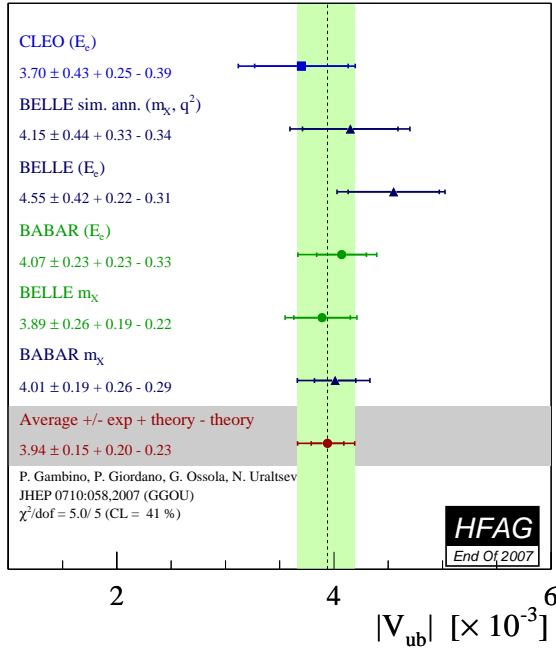


Figure 52: Measurements of  $|V_{ub}|$  from inclusive semileptonic decays and their average based on the GGOU prescription. “ $E_e$ ”, “ $M_X$ ”, “ $(M_X, q^2)$ ” and “ $(E_e, s_h^{max})$ ” indicate the analysis type.

### 5.5.3 GGOU

Gambino, Giordano, Ossola and Uraltsev (GGOU) [247] compute the triple differential decay rates of  $B \rightarrow X_u \ell^+ \nu_\ell$ , including all perturbative and non-perturbative effects through  $O(\alpha_s^2 \beta_0)$  and  $O(1/m_b^3)$ . The Fermi motion is parameterized in terms of a single light-cone function for each structure function and for any value of  $q^2$ , accounting for all subleading effects. The calculations are performed in the kinetic scheme, a framework characterized by a Wilsonian treatment with a hard cutoff  $\mu \sim 1$  GeV. At present, GGOU have not included calculations for the “ $(E_e, s_h^{max})$ ” analysis, but this addition is planned. The extracted values of  $|V_{ub}|$  for each measurement along with their average are given in Table 68 and illustrated in Figure 52. The total error is  ${}^{+6.3\%}_{-7.0\%}$  whose breakdown is: statistics ( ${}^{+2.1\%}_{-2.3\%}$ ), detector ( ${}^{+2.2\%}_{-2.2\%}$ ),  $B \rightarrow X_c \ell^+ \nu_\ell$  model ( ${}^{+1.5\%}_{-1.2\%}$ ),  $B \rightarrow X_u \ell^+ \nu_\ell$  model ( ${}^{+1.4\%}_{-1.6\%}$ ),  $\alpha_s$ ,  $m_b$  and other non-perturbative parameters ( ${}^{+3.9\%}_{-3.8\%}$ ), higher order perturbative and non-perturbative corrections ( ${}^{+1.8\%}_{-1.7\%}$ ), modelling of the  $q^2$  tail and choice of the scale  $q^{2*}$  ( ${}^{+2.5\%}_{-2.7\%}$ ), weak annihilations matrix element ( ${}^{+0}_{-3.1\%}$ ), functional form of the distribution functions ( ${}^{+1.3\%}_{-0.6\%}$ ). The leading uncertainties on  $|V_{ub}|$  are both from theory, and are due to perturbative and non-perturbative parameters and the modelling of the  $q^2$  tail and choice of the scale  $q^{2*}$ .

### 5.5.4 ADFR

Aglietti, Di Lodovico, Ferrera and Ricciardi (ADFR) [248] use a new approach to extract  $|V_{ub}|$ , which makes use of the ratio of the  $B \rightarrow X_c \ell^+ \nu_\ell$  and  $B \rightarrow X_u \ell^+ \nu_\ell$  widths. The normalized triple differential decay rate for  $B \rightarrow X_u \ell^+ \nu_\ell$  [249–252] is calculated with a model based on (i) soft-gluon resummation to next-to-next-leading order and (ii) an effective QCD coupling without

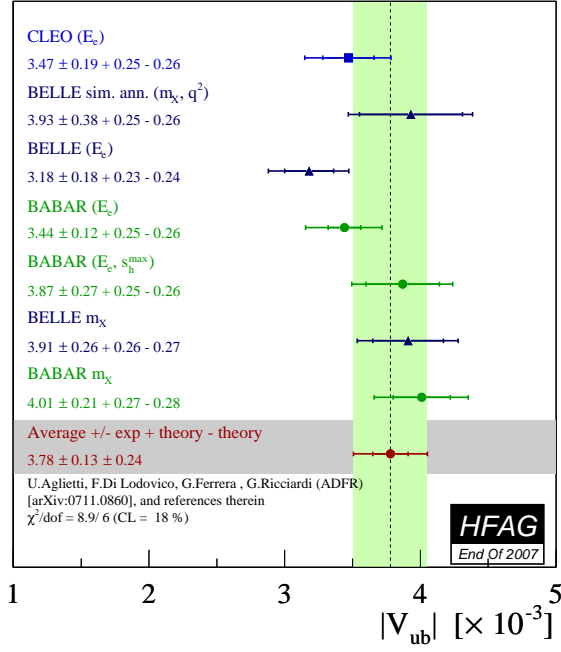


Figure 53: Measurements of  $|V_{ub}|$  from inclusive semileptonic decays and their average based on the ADFR prescription. “ $E_e$ ”, “ $M_X$ ”, “ $(M_X, q^2)$ ” and “ $(E_e, s_h^{\max})$ ” indicate the analysis type.

Landau pole. This coupling is constructed by means of an extrapolation to low energy of the high-energy behaviour of the standard coupling. More technically, an analyticity principle is used. The lower cut on the electron energy for the endpoint analyses is 2.3 GeV [249]. The extracted values of  $|V_{ub}|$  for each measurement along with their average are given in Table 68 and illustrated in Figure 53. The total error is  $^{+7.2\%}_{-7.2\%}$  whose breakdown is: statistics ( $^{+1.8\%}_{-1.9\%}$ ), detector ( $^{+2.3\%}_{-2.3\%}$ ),  $B \rightarrow X_c \ell^+ \nu_\ell$  model ( $^{+1.2\%}_{-1.3\%}$ ),  $B \rightarrow X_u \ell^+ \nu_\ell$  model ( $^{+1.3\%}_{-1.4\%}$ ),  $\alpha_s$  ( $^{+2.0\%}_{-2.0\%}$ ),  $|V_{cb}|$  ( $^{+1.4\%}_{-1.4\%}$ ),  $m_b$  ( $^{+1.0\%}_{-1.0\%}$ ),  $m_c$  ( $^{+4.5\%}_{-4.3\%}$ ), semileptonic branching fraction ( $^{+0.9\%}_{-1.0\%}$ ), theory model ( $^{+3.5\%}_{-3.5\%}$ ). The leading uncertainties, both from theory, are due to the  $m_c$  mass and the theory model.

### 5.5.5 BLL

Bauer, Ligeti, and Luke (BLL) [229] give a HQET-based prescription that advocates combined cuts on the dilepton invariant mass,  $q^2$ , and hadronic mass,  $m_X$ , to minimise the overall uncertainty on  $|V_{ub}|$ . In their reckoning a cut on  $m_X$  only, although most efficient at preserving phase space ( $\sim 80\%$ ), makes the calculation of the partial rate untenable due to uncalculable corrections to the  $b$ -quark distribution function or shape function. These corrections are suppressed if events in the low  $q^2$  region are removed. The cut combination used in measurements is  $M_x < 1.7$  GeV/ $c^2$  and  $q^2 > 8$  GeV $^2/c^2$ . The extracted values of  $|V_{ub}|$  for each measurement along with their average are given in Table 68 and illustrated in Figure 54. The total error is  $^{+9.0\%}_{-9.0\%}$  whose breakdown is: statistics ( $^{+3.2\%}_{-3.2\%}$ ), detector ( $^{+3.8\%}_{-3.8\%}$ ),  $B \rightarrow X_c \ell^+ \nu_\ell$  model ( $^{+1.3\%}_{-1.3\%}$ ),  $B \rightarrow X_u \ell^+ \nu_\ell$  model ( $^{+2.1\%}_{-2.1\%}$ ), spectral fraction ( $m_b$ ) ( $^{+3.0\%}_{-3.0\%}$ ), perturbative : strong coupling  $\alpha_s$  ( $^{+3.0\%}_{-3.0\%}$ ), residual shape function ( $^{+4.5\%}_{-4.5\%}$ ), third order terms in the OPE ( $^{+4.0\%}_{-4.0\%}$ ). The leading uncertainties, both from theory, are due to residual shape function effects and third order terms in the OPE expansion. The leading experimental uncertainty is due to statistics.

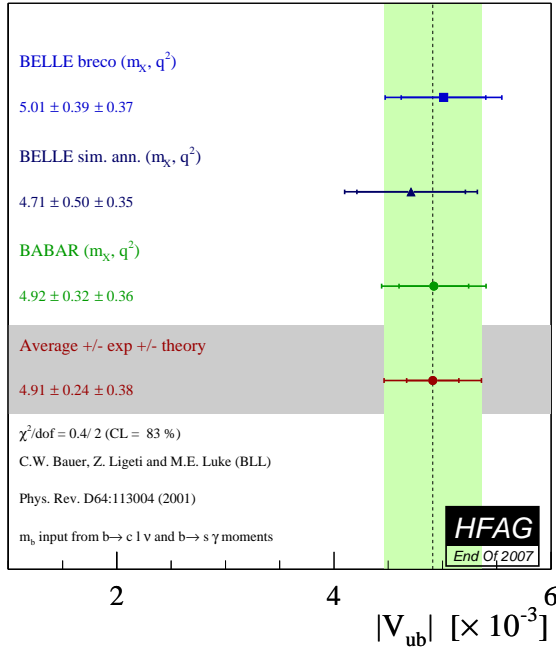


Figure 54: Measurements of  $|V_{ub}|$  from inclusive semileptonic decays and their average in the BLL prescription. “ $(M_X, q^2)$ ” indicates the analysis type.

### 5.5.6 Summary

A summary of the averages presented in several different frameworks and results by V.B.Golubev, V.G.Luth and Yu.I.Skovpen [234], based on prescriptions by LLR [231] and LNP [232] to reduce the leading shape function uncertainties are presented in Table 69. A value judgement based on a direct comparison should be avoided at the moment, experimental and theoretical uncertainties play out differently between the schemes and the theoretical assumptions for the theory calculations are different.

Table 69: Summary of inclusive determinations of  $|V_{ub}|$ . The errors quoted on  $|V_{ub}|$  correspond to experimental and theoretical uncertainties, except for the last two measurements where the errors are due to the *BABAR* endpoint analysis, the *BABAR*  $b \rightarrow s\gamma$  analysis [233], the theoretical errors and  $V_{ts}$  for the last averages.

Framework	$ V_{ub}  [10^{-3}]$
BLNP	$3.98 \pm 0.14^{+0.32}_{-0.27}$
DGE	$4.47 \pm 0.16^{+0.25}_{-0.26}$
GGOU	$3.94 \pm 0.15^{+0.20}_{-0.23}$
ADFR	$3.78 \pm 0.13^{+0.24}_{-0.24}$
BLL ( $m_X/q^2$ only)	$4.91 \pm 0.24 \pm 0.38$
LLR ( <i>BABAR</i> ) [233]	$4.92 \pm 0.32 \pm 0.36$
LLR ( <i>BABAR</i> ) [234]	$4.28 \pm 0.29 \pm 0.29 \pm 0.26 \pm 0.28$
LNP ( <i>BABAR</i> ) [234]	$4.40 \pm 0.30 \pm 0.41 \pm 0.23$

## 6 $B$ -decays to charmed hadrons

This section reports the updated contribution to the HFAG report from the “ $B \rightarrow$  charm” group<sup>24</sup>. The mandate of the group is to compile measurements and perform averages of all available quantities related to  $B$  decays to charmed particles, excluding CP related quantities. To date the group has analyzed a total of 492 measurements reported in 148 papers, principally branching fractions. The group aims to organize and present the copious information on  $B$  decays to charmed particles obtained from a combined sample of about two billion  $B$  mesons from the BABAR, Belle and CDF Collaborations.

This huge sample of  $B$  mesons allows to measure decays to states with open or hidden charm content with unprecedented precision. Branching fractions for rare  $B$ -meson decays or decay chains of a few  $10^{-7}$  are being measured with statistical uncertainties typically below 30%, and new decay chains can be accessed with branching fractions down to  $10^{-8}$ . Results for more common decay chains, with branching fractions around  $10^{-4}$ , are becoming precision measurements, with uncertainties typically at the 3% level. Some decays have been observed for the first time, for example  $B^0 \rightarrow J/\psi\eta$  or  $B^- \rightarrow \Lambda_c^- p$ , with a branching fraction of  $(9.6 \pm 1.8) \times 10^{-6}$  and  $(2.1_{-0.9}^{+1.2}) \times 10^{-5}$ , respectively.

The large sample of  $B$  mesons allows to greatly improve our understanding of recently discovered new states with either hidden or open charm content, such as the  $X(3872)$ , the  $D_{sJ}^{*-}$ (2317) and  $D_{sJ}^-$ (2460) mesons. Measurements with many different final states for these particles are reported, allowing to shed more light on their nature. The  $D^0\overline{D}^{*0}$ (2007) decay of the  $X(3872)$  has been observed for the first time. Using the branching fraction products  $\mathcal{B}(B^- \rightarrow X(3872)K^-) \times \mathcal{B}(X(3872) \rightarrow f)$ , a hierarchy can be established between the decay modes  $f$ : these branching fraction products are found to be  $(1.67 \pm 0.59) \times 10^{-4}$ ,  $(0.12 \pm 0.02) \times 10^{-4}$ , and  $(0.022 \pm 0.005) \times 10^{-4}$ , for  $D^0\overline{D}^{*0}$ (2007),  $J/\psi\pi^+\pi^-$  and  $J/\psi\gamma$ , respectively. This is an important piece of information to discriminate between various interpretations for the  $X(3872)$  state.

The measurements are classified according to the decaying particle: Charged B, Neutral B or Miscellaneous; the decay products and the type of quantity: branching fraction, product of branching fractions, ratio of branching fractions or other quantities. For the decay product classification the below precedence order is used to ensure that each measurement appears in only one category.

- new particles
- strange  $D$  mesons
- baryons
- $J/\psi$
- charmonium other than  $J/\psi$
- multiple  $D$ ,  $D^*$  or  $D^{**}$  mesons
- a single  $D^*$  or  $D^{**}$  meson
- a single  $D$  meson
- other particles

---

<sup>24</sup>The HFAG/BtoCharm group was formed in the spring of 2005; it performs its work using an XML database backed web application.

Within each table the measurements are color coded according to the publication status and age. Table 70 provides a key to the color scheme and categories used. When viewing the tables with most pdf viewers every number, label and average provides hyperlinks to the corresponding reference and individual quantity web pages on the HFAG/BtoCharm group website <http://hfag.phys.ntu.edu.tw>. The links provided in the captions of the table lead to the corresponding compilation pages. Both the individual and compilation webpages provide a graphical view of the results, in a variety of formats.

Tables 71 to 111 provide either limits at 90% confidence level or measurements with statistical and systematic uncertainties and in some cases a third error corresponding to correlated systematics. For details on the meanings of the uncertainties and access to the references click on the numbers to visit the corresponding web pages. Where there are multiple determinations of the same quantity by one experiment the table footnotes act to distinguish the methods or datasets used; such cases are visually highlighted in the table by presenting the measurements on the lines beneath the quantity label. Where both limits and measured values of a quantity are available the limits are presented in the tables but are not used in the determination of the average. Where only limits are available the most stringent is presented in the Average column of the tables. Where available the PDG 2006 result is also presented.



Table 70: Key to the colors used to classify the results presented in tables 71 to 111. When viewing these tables in a pdf viewer each number, label and average provides a hyperlink to the corresponding online version provided by the charm subgroup website <http://hfag.phys.ntu.edu.tw/b2charm/>. Where an experiment has multiple determinations of a single quantity they are distinguished by the table footnotes.

Class	Definition
waiting	Results without a preprint available
pubhot	Results published during or after 2007
prehot	Preprint released during or after 2007
pub	Results published after or during 2006
pre	Preprint released after or during 2006
pubold	Results published before 2006
preold	Preprint released before 2006
error	Incomplete information to classify
superceeded	Results superceeded by more recent measurements from the same experiment
inactive	Results in the process of being entered into the database
noquo	Results without quotes

Table 71: Branching fractions of charged B modes producing new particles in units of  $10^{-3}$ , upper limits are at 90% CL. The latest version is available at: <http://hfag.phys.ntu.edu.tw/b2charm/00101.html>

Mode	PDG 2006	Belle	BABAR	CDF	Average
$X(3872)K^-$		< 0.32	< 0.32		< 0.32
$D_{sJ}^-(2460)D^0$			$4.3 \pm 1.6 \pm 1.3$		$4.3 \pm 2.1$
$D_{sJ}^-(2460)D^{*0}(2007)$			$11.2 \pm 2.6 \pm 2.0$		$11.2 \pm 3.3$

Table 72: Product branching fractions of charged B modes producing new particles in units of  $10^{-4}$ , upper limits are at 90% CL. The latest version is available at: <http://hfag.phys.ntu.edu.tw/b2charm/00101.html>

Mode	PDG 2006	Belle	BABAR	CDF	Average
$K^-X(3872)[\gamma J/\psi(1S)]$		$0.0180 \pm 0.0060 \pm 0.0010$	$0.033 \pm 0.010 \pm 0.003$		$0.022 \pm 0.005$
$K^-X(3872)[J/\psi(1S)\eta]$	< 0.077		< 0.077		< 0.077
$K^-X(3872)[\pi^+\pi^-J/\psi(1S)]$	$0.11 \pm 0.02$	$0.13 \pm 0.02 \pm 0.01$	$0.101 \pm 0.025 \pm 0.010$		$0.12 \pm 0.02$
$K^-Y(3940)[J/\psi(1S)\gamma]$			< 0.140		< 0.140
$K^-Y(4260)[J/\psi(1S)\pi^+\pi^-]$	< 0.29		$0.20 \pm 0.07 \pm 0.02$		$0.20 \pm 0.07$
$\bar{K}^0X^-(3872)[J/\psi(1S)\pi^-\pi^0]$	< 0.22		< 0.22		< 0.22
$K^-X(3872)[D^+D^-]$	< 0.40	< 0.40			< 0.40
$K^-Y(3940)[J/\psi(1S)\omega(782)]$			$0.49 \pm 0.10 \pm 0.05$		$0.49 \pm 0.11$
$K^-X(3872)[D^0\bar{D}^0]$	< 0.60	< 0.60			< 0.60
$K^-X(3872)[D^0\bar{D}^0\pi^0]$	< 0.60	< 0.60			< 0.60
$K^-X(3872)[\bar{D}^{*0}(2007)D^0]$			$1.67 \pm 0.36 \pm 0.47$		$1.67 \pm 0.59$
$D^0D_{sJ}^-(2460)[D_s^-\pi^+\pi^-]$	< 2.2	< 2.2			< 2.2
$D^0D_{sJ}^-(2460)[D_s^-\pi^0]$	< 2.7	< 2.7			< 2.7
$D^0D_{sJ}^-(2460)[D_s^-\gamma]$	$4.7 \pm 1.3$	$5.6 \pm_{1.5}^{1.6} \pm 1.7$	$6.00 \pm 2.00 \pm 1.00 \pm_{1.00}^{2.00}$		$5.8 \pm_{1.9}^{1.7}$
$D^0D_{sJ}^*(2317)^-[D_s^{*-}\gamma]$	< 7.6	< 7.6			< 7.6
$D^{*0}(2007)D_{sJ}^*(2317)^-[D_s^-\pi^0]$	$9.0 \pm 7.0$		$9.0 \pm 6.0 \pm 2.0 \pm_{2.0}^{3.0}$		$9.0 \pm_{6.6}^{7.0}$
$D^0D_{sJ}^*(2317)^-[D_s^-\pi^0]$	$7.4 \pm 2.1$	$8.1 \pm_{2.7}^{3.0} \pm 2.4$	$10.00 \pm 3.00 \pm 1.00 \pm_{2.00}^{4.00}$		$8.9 \pm_{3.2}^{2.7}$
$D^0D_{sJ}^-(2460)[D_s^{*-}\gamma]$	< 9.8	< 9.8			< 9.8
$D^{*0}(2007)D_{sJ}^-(2460)[D_s^-\gamma]$	$14.0 \pm 7.0$		$14.0 \pm 4.0 \pm 3.0 \pm_{3.0}^{5.0}$		$14.0 \pm_{5.8}^{7.1}$
$D^0D_{sJ}^-(2460)[D_s^{*-}\pi^0]$	$14.0 \pm 6.0$	$11.9 \pm_{4.9}^{6.1} \pm 3.6$	$27.0 \pm 7.0 \pm 5.0 \pm_{6.0}^{9.0}$		$15.0 \pm_{5.8}^{5.3}$
$D^{*0}(2007)D_{sJ}^-(2460)[D_s^{*-}\pi^0]$	$76 \pm 33$		$76 \pm 17 \pm 18 \pm_{16}^{26}$		$76 \pm_{29}^{36}$

Table 73: Branching fractions of charged B modes producing strange D mesons in units of  $10^{-4}$ , upper limits are at 90% CL. The latest version is available at: <http://hfag.phys.ntu.edu.tw/b2charm/00102.html>

Mode	PDG 2006	Belle	BABAR	CDF	Average
$D_s^- \phi(1020)$	$< 0.019$		$< 0.019$		$< 0.019$
$D_s^+ K^- K^-$			$0.110 \pm 0.040 \pm 0.020 \pm 0.003$		$0.11 \pm 0.04$
$D_s^{*-} \phi(1020)$	$< 0.120$		$< 0.120$		$< 0.120$
$D_s^{*+} K^- K^-$			$< 0.150$		$< 0.150$
$D_s^- \pi^0$	$< 1.70$		$0.15 \pm_{0.04}^{0.05} \pm 0.01 \pm 0.02$ <sup>1</sup>		$0.15 \pm 0.05$
			$< 0.28$ <sup>2</sup>		
$D_s^{*+} K^- \pi^-$	$< 9.8$		$1.84 \pm 0.19 \pm 0.40 \pm 0.06$ <sup>3b</sup>		$1.67 \pm 0.39$
			$1.67 \pm 0.16 \pm 0.35 \pm 0.05$ <sup>4b</sup>		
$D_s^+ K^- \pi^-$	$< 7.0$		$1.88 \pm 0.13 \pm 0.41 \pm 0.06$ <sup>3a</sup>		$1.86 \pm 0.24$
		$1.77 \pm 0.12 \pm 0.16 \pm 0.23$	$2.02 \pm 0.13 \pm 0.38 \pm 0.06$ <sup>4a</sup>		
$D_s^- D^0$	$109 \pm 27$	$85.2 \pm_{3.8}^{3.9}$	$133 \pm 18 \pm 32$		$85.7 \pm_{3.9}^{3.8}$
$D_s^{*-} D^0$	$72 \pm 26$		$93 \pm 18 \pm 19$		$93 \pm 26$
$D_s^- D^{*0}(2007)$	$100 \pm 40$		$121 \pm 23 \pm 20$		$121 \pm 30$
$D_s^{*-} D^{*0}(2007)$	$220 \pm 70$		$170 \pm 26 \pm 24$		$170 \pm 35$

<sup>1</sup> Evidence for the Rare Decay  $B^+ \rightarrow D_s^+ \pi^0$  (232M  $B\bar{B}$  pairs) ;  $\bar{B}^- \rightarrow D_s^- \pi^0$

<sup>2</sup> Search for  $B^- \rightarrow D_s^- \pi^0$  (internal document) (124M  $B\bar{B}$  pairs) ;  $B^- \rightarrow D_s^- \pi^0$

<sup>3</sup> Observation of the decays  $B^- \rightarrow D_s^{(*)+} K^- \pi^-$  (324M  $B\bar{B}$  pairs) ; <sup>3a</sup>  $B^- \rightarrow D_s^+ K^- \pi^-$  ; <sup>3b</sup>  $B^- \rightarrow D_s^{*+} K^- \pi^-$

<sup>4</sup> Observation of the decays  $B^- \rightarrow D_s^{(*)+} K^- \pi^-$  and  $\bar{B}^0 \rightarrow D_s^+ K_s^0 \pi^-$  and Search for  $\bar{B}^0 \rightarrow D_s^{*+} K_s^0 \pi^-$  and  $B^- \rightarrow D_s^{(*)+} K^- K^-$  (383M  $B\bar{B}$  pairs) ; <sup>4a</sup>  $B^- \rightarrow D_s^+ K^- \pi^-$  ; <sup>4b</sup>  $B^- \rightarrow D_s^{*+} K^- \pi^-$

Table 74: Product branching fractions of charged B modes producing strange D mesons in units of  $10^{-4}$ , upper limits are at 90% CL. The latest version is available at: <http://hfag.phys.ntu.edu.tw/b2charm/00102.html>

Mode	PDG 2006	Belle	BABAR	CDF	Average
$D^0 D_{s1}^- (2536) [\bar{D}^{*0} (2007) K^-]$			$2.16 \pm 0.52 \pm 0.45$		$2.16 \pm 0.69$
$D^0 D_{s1}^- (2536) [D^{*-} (2010) \bar{K}^0]$			$2.30 \pm 0.98 \pm 0.43$		$2.3 \pm 1.1$
$D^{*0} (2007) D_s^- [\phi(1020) \pi^-]$	$4.4 \pm 1.7$		$2.95 \pm 0.65 \pm 0.36$		$2.95 \pm 0.74$
$D_s^{*-} D^0 [D_s^- \rightarrow \phi(1020) \pi^-]$	$3.2 \pm 1.1$		$3.13 \pm 1.19 \pm 0.58$		$3.1 \pm 1.3$
$D^0 D_s^- [\phi(1020) \pi^-]$	$4.80 \pm 1.00$		$4.00 \pm 0.61 \pm 0.61$		$4.00 \pm 0.86$
$\bar{D}^{*0} (2007) D_{s1}^- (2536) [\bar{D}^{*0} (2007) K^-]$			$5.5 \pm 1.2 \pm 1.0$		$5.5 \pm 1.6$
$D_s^{*-} D^{*0} (2007) [D_s^- \rightarrow \phi(1020) \pi^-]$	$9.7 \pm 2.8$		$8.6 \pm 1.5 \pm 1.1$		$8.6 \pm 1.9$
$D^{*0} (2007) D_{s1}^- (2536) [D^{*-} (2010) \bar{K}^0]$			$< 10.7$		$< 10.7$

Table 75: Branching fractions of charged B modes producing baryons in units of  $10^{-5}$ , upper limits are at 90% CL. The latest version is available at: <http://hfag.phys.ntu.edu.tw/b2charm/00103.html>

Mode	PDG 2006	Belle	BABAR	CDF	Average
$J/\psi(1S)\Sigma^0\bar{p}$	< 1.10	< 1.10			< 1.10
$J/\psi(1S)\Lambda\bar{p}$	$1.18 \pm 0.31$	$1.16 \pm 0.28 \pm_{0.23}^{0.18}$	$1.16 \pm_{0.53}^{0.74} \pm_{0.18}^{0.42}$		<b><math>1.16 \pm 0.31</math></b>
$D^{*+}(2010)p\bar{p}$		< 1.50			< 1.50
$D^+p\bar{p}$		< 1.50			< 1.50
$\Sigma_c^{*0}\bar{p}$	< 4.6	< 4.6			< 4.6
$\Sigma_c^0\bar{p}$	< 8.0	< 9.3			< 9.3
$\Lambda_c^+\bar{p}\pi^-$	$21.0 \pm 7.0$	$18.7 \pm_{4.0}^{4.3} \pm 2.8 \pm 4.9$	$35.3 \pm 1.8 \pm 3.1 \pm 9.2$		$24.2 \pm_{5.7}^{5.6}$
$\Lambda_c^+\Lambda_c^-K^-$		$65.0 \pm_{9.0}^{10.0} \pm 11.0 \pm 34.0$			<b><math>65 \pm 37</math></b>

Table 76: Product branching fractions of charged B modes producing baryons in units of  $10^{-5}$ , upper limits are at 90% CL. The latest version is available at: <http://hfag.phys.ntu.edu.tw/b2charm/00103.html>

Mode	PDG 2006	Belle	BABAR	CDF	Average
$K^-\eta_c(1S)[\Lambda\bar{\Lambda}]$		$0.095 \pm_{0.022}^{0.025} \pm_{0.011}^{0.008}$			<b><math>0.10 \pm 0.03</math></b>
$K^-\eta_c(1S)[p\bar{p}]$	$0.12 \pm 0.04$	$0.14 \pm 0.01 \pm_{0.02}^{0.02}$	$0.18 \pm_{0.02}^{0.03} \pm 0.02$		<b><math>0.15 \pm 0.02</math></b>
$K^-J/\psi(1S)[\Lambda\bar{\Lambda}]$		$0.20 \pm_{0.03}^{0.03} \pm 0.03$			<b><math>0.20 \pm 0.05</math></b>
$K^-J/\psi(1S)[p\bar{p}]$	$0.22 \pm 0.01$	$0.22 \pm 0.01 \pm 0.01$	$0.22 \pm 0.02 \pm 0.01$		<b><math>0.22 \pm 0.01</math></b>
$\Lambda_c^-\Xi_c^0[\Xi^-\pi^+]$		$4.80 \pm_{0.90}^{1.00} \pm 1.10 \pm 1.20$			<b><math>4.8 \pm 1.9</math></b>

Table 77: Ratios of branching fractions of charged B modes producing baryons in units of  $10^0$ , upper limits are at 90% CL. The latest version is available at: <http://hfag.phys.ntu.edu.tw/b2charm/00103.html>

Mode	PDG 2006	Belle	BABAR	CDF	Average
$\frac{\mathcal{B}(B^- \rightarrow \Lambda_c^+ \bar{p} \pi^-)}{\mathcal{B}(\bar{B}^0 \rightarrow \Lambda_c^+ \bar{p})}$			$16.4 \pm 2.9 \pm 1.3$		$16.4 \pm 3.2$

Table 78: Branching fractions of charged B modes producing  $J/\psi(1S)$  in units of  $10^{-4}$ , upper limits are at 90% CL. The latest version is available at: <http://hfag.phys.ntu.edu.tw/b2charm/00104.html>

Mode	PDG 2006	Belle	BABAR	CDF	Average
$\pi^- \pi^0 J/\psi(1S)$			$< 0.073$		$< 0.073$
$J/\psi(1S)D^0\pi^-$	$< 0.25$	$< 0.25$	$< 0.52$		$< 0.25$
$J/\psi(1S)\phi(1020)K^-$	$0.52 \pm 0.17$		$0.44 \pm 0.14 \pm 0.05 \pm 0.01$		$0.44 \pm 0.15$
$J/\psi(1S)\pi^-$	$0.49 \pm 0.06$	$0.38 \pm 0.06 \pm 0.03$	$0.54 \pm 0.04 \pm 0.02$		$0.48 \pm 0.04$
$\rho^-(770)J/\psi(1S)$			$0.50 \pm 0.07 \pm 0.03$		$0.50 \pm 0.08$
$J/\psi(1S)\eta K^-$	$1.08 \pm 0.33$		$1.08 \pm 0.23 \pm 0.24 \pm 0.03$		$1.08 \pm 0.33$
$J/\psi(1S)D^-$	$< 1.20$		$< 1.20$		$< 1.20$
$J/\psi(1S)\omega(782)K^-$			$3.50 \pm 0.20 \pm 0.40$		$3.50 \pm 0.45$
$J/\psi(1S)K^-$	$10.08 \pm 0.35$	$10.10 \pm 0.20 \pm 0.70 \pm 0.20$	$10.61 \pm 0.15 \pm 0.44 \pm 0.18$ <sup>1</sup>		$10.26 \pm 0.37$
			$10.10 \pm 0.90 \pm 0.60$ <sup>2</sup>		
			$8.10 \pm 1.30 \pm 0.70$ <sup>3</sup>		
$J/\psi(1S)K^-\pi^+\pi^-$	$10.7 \pm 1.9$		$11.60 \pm 0.70 \pm 0.90$	$6.9 \pm 1.8 \pm 1.2$	$10.6 \pm 1.0$
$J/\psi(1S)K^{*-}(892)$	$14.10 \pm 0.80$	$12.80 \pm 0.70 \pm 1.40 \pm 0.20$	$14.54 \pm 0.47 \pm 0.94 \pm 0.25$	$15.8 \pm 4.7 \pm 2.7$	$14.03 \pm 0.88$
$J/\psi(1S)K_1^-(1270)$	$18.0 \pm 5.2$	$18.0 \pm 3.4 \pm 3.0 \pm 2.5$			$18.0 \pm 5.2$

<sup>1</sup> MEASUREMENT OF BRANCHING FRACTIONS AND CHARGE ASYMMETRIES FOR EXCLUSIVE B DECAYS TO CHARMONIUM (124M  $B\bar{B}$  pairs) ;  $B^- \rightarrow J/\psi K^-$  with  $J/\psi$  to leptons

<sup>2</sup> MEASUREMENT OF THE  $B^+ \rightarrow p\bar{p}K^+$  BRANCHING FRACTION AND STUDY OF THE DECAY DYNAMICS (232M  $B\bar{B}$  pairs) ;  $B^- \rightarrow J/\psi K^-$  with  $J/\psi \rightarrow p\bar{p}$

<sup>3</sup> Measurements of the absolute branching fractions of  $B^\pm \rightarrow K^\pm X_{c\bar{c}}$  (231.8M  $B\bar{B}$  pairs) ;  $B^- \rightarrow J/\psi K^-$  (inclusive)

Table 79: Product branching fractions of charged B modes producing  $J/\psi(1S)$  in units of  $10^{-4}$ , upper limits are at 90% CL. The latest version is available at: <http://hfag.phys.ntu.edu.tw/b2charm/00104.html>

Mode	PDG 2006	Belle	BABAR	CDF	Average
$K^- h_c(1P)[J/\psi(1S)\pi^+\pi^-]$	$< 0.034$		$< 0.034$		$< 0.034$

Table 80: Ratios of branching fractions of charged B modes producing  $J/\psi(1S)$  in units of  $10^0$ , upper limits are at 90% CL. The latest version is available at: <http://hfag.phys.ntu.edu.tw/b2charm/00104.html>

Mode	PDG 2006	Belle	BABAR	CDF	Average
$\frac{\mathcal{B}(B^- \rightarrow J/\psi(1S)\pi^-)}{\mathcal{B}(B^- \rightarrow J/\psi(1S)K^-)}$	$0.049 \pm 0.006$		$0.054 \pm 0.004 \pm 0.001$	$0.0500 \pm_{0.0170}^{0.0190} \pm 0.0010$ <sup>1</sup> $0.049 \pm 0.008 \pm 0.002$ <sup>2</sup>	<b><math>0.052 \pm 0.004</math></b>
$\frac{\mathcal{B}(B^- \rightarrow J/\psi(1S)K_1^-(1400))}{\mathcal{B}(B^- \rightarrow J/\psi(1S)K_1^-(1270))}$	$< 0.30$	$< 0.30$			$< 0.30$
$\frac{\mathcal{B}(B^- \rightarrow \chi_{c0}(1P)K^-)}{\mathcal{B}(B^- \rightarrow J/\psi(1S)K^-)}$	$0.60 \pm 0.20$	$0.60 \pm_{0.18}^{0.21} \pm 0.05 \pm 0.08$			$0.60 \pm_{0.20}^{0.23}$
$\frac{\mathcal{B}(B^- \rightarrow \eta_c(1S)K^-)}{\mathcal{B}(B^- \rightarrow J/\psi(1S)K^-)}$	$1.33 \pm 0.44$		$1.28 \pm 0.10 \pm 0.38$ <sup>3</sup> $1.06 \pm 0.23 \pm 0.04$ <sup>4</sup>		$1.12 \pm 0.20$
$\frac{\mathcal{B}(B^- \rightarrow J/\psi(1S)K^{*-}(892))}{\mathcal{B}(B^- \rightarrow J/\psi(1S)K^-)}$	$1.39 \pm 0.09$		$1.37 \pm 0.05 \pm 0.08$	$1.92 \pm 0.60 \pm 0.17$	$1.38 \pm 0.09$
$\frac{\mathcal{B}(B^- \rightarrow J/\psi(1S)K_1^-(1270))}{\mathcal{B}(B^- \rightarrow J/\psi(1S)K^-)}$		$1.80 \pm 0.34 \pm 0.34$			$1.80 \pm 0.48$

<sup>1</sup> Measurement of the Branching Fraction  $B(B^+ \rightarrow J/\psi\pi^+)$  and Search for  $B^{c+} \rightarrow J/\psi\pi^+$

<sup>1</sup> Measurement of the Branching Fraction  $B(B^+ \rightarrow J/\psi\pi^+)$  and Search for  $B^{c+} \rightarrow J/\psi\pi^+$

<sup>2</sup> Measurement of the Ratio of Branching Fractions  $\mathcal{B}(B - J/\psi\pi)/\mathcal{B}(B - J/\psi K)$  ;  $\text{Br}(B - J/\psi\pi)/\text{Br}(B - J/\psi K)$

<sup>3</sup> Branching Fraction Measurements of  $B \rightarrow \eta_c K$  Decays (86.1M  $B\bar{B}$  pairs) ; Ratio  $B^- \rightarrow \eta_c K^-$  to  $B^- \rightarrow J/\psi K^-$  with  $\eta_c \rightarrow K\bar{K}\pi$

<sup>4</sup> Measurements of the absolute branching fractions of  $B^\pm \rightarrow K^\pm X_{c\bar{c}}$  (231.8M  $B\bar{B}$  pairs) ; Ratio  $B^- \rightarrow \eta_c K^-$  to  $B^- \rightarrow J/\psi K^-$  (inclusive analysis)

Table 81: Branching fractions of charged B modes producing charmonium other than  $J/\psi(1S)$  in units of  $10^{-4}$ , upper limits are at 90% CL. The latest version is available at: <http://hfag.phys.ntu.edu.tw/b2charm/00105.html>

Mode	PDG 2006	Belle	BABAR	CDF	Average
$h_c(1P)K^-$		$< 0.038$			$< 0.038$
$\chi_{c2}(1P)K^{*-}(892)$	$< 0.120$		$< 0.120$		$< 0.120$
$\chi_{c1}(1P)\pi^-$		$0.22 \pm 0.04 \pm 0.03$			$0.22 \pm 0.05$
$\chi_{c2}(1P)K^-$	$< 0.29$		$< 0.30$		$< 0.30$
$\chi_{c0}(1P)\pi^-$			$< 0.61$		$< 0.61$
$\chi_{c0}(1P)K^-$	$1.60 \pm 0.50$	$6.00 \pm_{1.80}^{2.10} \pm 0.70 \pm 0.90$	$2.70 \pm 0.70$ <sup>2</sup>		$1.88 \pm 0.30$
			$1.84 \pm 0.32 \pm 0.14 \pm 0.28$ <sup>3</sup>		
			$1.34 \pm 0.45 \pm 0.15 \pm 0.14$ <sup>1</sup>		
			$< 1.80$ <sup>6d</sup>		
$\eta_c(2S)K^-$	$3.4 \pm 1.8$		$3.40 \pm 1.80 \pm 0.30$		$3.4 \pm 1.8$
$\chi_{c1}(1P)K^{*-}(892)$	$3.60 \pm 0.90$	$4.10 \pm 0.60 \pm 0.90$	$2.94 \pm 0.95 \pm 0.93 \pm 0.31$		$3.65 \pm 0.85$
$\psi(3770)K^-$	$4.9 \pm 1.3$	$4.80 \pm 1.10 \pm 0.70$	$3.50 \pm 2.50 \pm 0.30$		$4.5 \pm 1.2$
$\chi_{c1}(1P)K^-$	$5.30 \pm 0.70$	$4.50 \pm 0.20 \pm 0.70$	$8.00 \pm 1.40 \pm 0.70$ <sup>6b</sup>	$15.5 \pm 5.4 \pm 2.0$	$5.01 \pm 0.37$
			$4.90 \pm 0.20 \pm 0.40$ <sup>4</sup>		
$\psi(2S)K^-$	$6.48 \pm 0.35$	$6.90 \pm 0.60$	$6.17 \pm 0.32 \pm 0.38 \pm 0.23$ <sup>5</sup>	$5.50 \pm 1.00 \pm 0.60$	$6.32 \pm 0.37$
			$4.90 \pm 1.60 \pm 0.40$ <sup>6a</sup>		
$\psi(2S)K^{*-}(892)$	$6.7 \pm 1.4$	$8.13 \pm 0.77 \pm 0.89$	$5.92 \pm 0.85 \pm 0.86 \pm 0.22$		$7.07 \pm 0.85$
$\eta_c(1S)K^-$	$9.1 \pm 1.3$	$12.50 \pm 1.40 \pm_{1.20}^{1.00} \pm 3.80$	$12.90 \pm 0.90 \pm 1.30 \pm 3.60$ <sup>8</sup>		$9.8 \pm 1.3$
			$13.8 \pm_{1.5}^{2.3} \pm 1.5 \pm 4.2$ <sup>7</sup>		
			$8.7 \pm 1.5$ <sup>6c</sup>		
$\eta_c(1S)K^{*-}(892)$			$12.1 \pm_{3.5}^{4.3} \pm_{2.8}^{3.4} \pm_{2.8}^{5.4}$		$12.1 \pm_{5.3}^{7.7}$
$\chi_{c0}(1P)K^{*-}(892)$	$< 29$		$< 29$		$< 29$

<sup>1</sup> Dalitz-plot analysis of the decays  $B^\pm \rightarrow K^\pm \pi^\mp \pi^\pm$  (226M  $B\bar{B}$  pairs) ;  $B^- \rightarrow \chi_{c0} K^-$  with  $\chi_{c0} \rightarrow \pi^+ \pi^-$  (Dalitz analysis)

<sup>2</sup> MEASUREMENT OF THE BRANCHING FRACTION FOR  $B^\pm \rightarrow \chi_{c0} K^\pm$ . (88.9M  $B\bar{B}$  pairs) ;  $B^- \rightarrow \chi_{c0} K^-$  with  $\chi_{c0} \rightarrow K^+ K^-, \pi^+ \pi^-$

<sup>3</sup> Dalitz plot analysis of the decay  $B^\pm \rightarrow K^\pm K^\pm K^\mp$  (226M  $B\bar{B}$  pairs) ;  $B^\pm \rightarrow K^\pm \chi_{c0}$ , with  $\chi_{c0} \rightarrow K^+ K^-$  (Dalitz analysis)

<sup>4</sup> Search for  $B \rightarrow X(3872)K, X(3872) \rightarrow J/\psi\gamma$  (287M  $B\bar{B}$  pairs) ;  $B^- \rightarrow \chi_{c1} K^-$  with  $\chi_{c1}$  to  $J/\psi\gamma$

<sup>5</sup> MEASUREMENT OF BRANCHING FRACTIONS AND CHARGE ASYMMETRIES FOR EXCLUSIVE B DECAYS TO CHARMONIUM (124M  $B\bar{B}$  pairs) ;  $B^- \rightarrow \psi(2S)K^-$  with  $\psi(2S)$  to leptons

<sup>6</sup> Measurements of the absolute branching fractions of  $B^\pm \rightarrow K^\pm X_{c\ell}$  (231.8M  $B\bar{B}$  pairs) ; <sup>6a</sup>  $B^- \rightarrow \psi(2S)K^-$  (inclusive) ; <sup>6b</sup>  $B^- \rightarrow \chi_{c1} K^-$  (inclusive) ; <sup>6c</sup>  $B^- \rightarrow \eta_c K^-$  (inclusive) ; <sup>6d</sup>  $B^- \rightarrow \chi_{c0} K^-$  (inclusive)

<sup>7</sup> MEASUREMENT OF THE  $B^+ \rightarrow p\bar{p}K^+$  BRANCHING FRACTION AND STUDY OF THE DECAY DYNAMICS (232M  $B\bar{B}$  pairs) ;  $B^- \rightarrow \eta_c K^-$  with  $\eta_c \rightarrow p\bar{p}$

<sup>8</sup> Branching Fraction Measurements of  $B \rightarrow \eta_c K$  Decays (86.1M  $B\bar{B}$  pairs) ;  $B^- \rightarrow \eta_c K^-$  with  $\eta_c \rightarrow K\bar{K}\pi$

Table 82: Product branching fractions of charged B modes producing charmonium other than  $J/\psi(1S)$  in units of  $10^{-4}$ , upper limits are at 90% CL. The latest version is available at: <http://hfag.phys.ntu.edu.tw/b2charm/00105.html>

Mode	PDG 2006	Belle	BABAR	CDF	Average
$K^-\psi(3770)[D^+D^-]$			$0.84 \pm 0.32 \pm 0.21$		$0.84 \pm 0.38$
$K^-\psi(3770)[D^0\bar{D}^0]$			$1.41 \pm 0.30 \pm 0.22$		$1.41 \pm 0.37$

Table 83: Ratios of branching fractions of charged B modes producing charmonium other than  $J/\psi(1S)$  in units of  $10^{-1}$ , upper limits are at 90% CL. The latest version is available at: <http://hfag.phys.ntu.edu.tw/b2charm/00105.html>

Mode	PDG 2006	Belle	BABAR	CDF	Average
$\frac{\mathcal{B}(B^- \rightarrow \chi_{c1}(1P)\pi^-)}{\mathcal{B}(B^- \rightarrow \chi_{c1}(1P)K^-)}$		$0.43 \pm 0.08 \pm 0.03$			$0.43 \pm 0.09$
$\frac{\mathcal{B}(B^- \rightarrow h_c(1P)K^-) \times \mathcal{B}(h_c(1P) \rightarrow \eta_c(1S)\gamma)}{\mathcal{B}(B^- \rightarrow \eta_c(1S)K^-)}$			$< 0.58$		$< 0.58$
$\frac{\mathcal{B}(B^- \rightarrow \chi_{c1}(1P)K^{*-}(892))}{\mathcal{B}(B^- \rightarrow \chi_{c1}(1P)K^-)}$	$5.1 \pm 2.3$		$5.1 \pm 1.7 \pm 1.6$		$5.1 \pm 2.3$
$\frac{\mathcal{B}(B^- \rightarrow \psi(2S)K^{*-}(892))}{\mathcal{B}(B^- \rightarrow \psi(2S)K^-)}$	$9.6 \pm 1.7$		$9.60 \pm 1.50 \pm 0.90$		$9.6 \pm 1.7$



Table 84: Branching fractions of charged B modes producing multiple  $D$ ,  $D^*$  or  $D^{**}$  mesons in units of  $10^{-3}$ , upper limits are at 90% CL. The latest version is available at: <http://hfag.phys.ntu.edu.tw/b2charm/00106.html>

Mode	PDG 2006	Belle	BABAR	CDF	Average
$D^0\bar{D}^0\pi^0K^-$		$0.11 \pm 0.03 \pm_{0.03}^{0.02}$			<b><math>0.11 \pm 0.04</math></b>
$D^0D^{*-}(2010)$	$0.46 \pm 0.09$	$0.46 \pm 0.07 \pm 0.06$	$0.36 \pm 0.05 \pm 0.04$		$0.39 \pm 0.05$
$D^-D^0$	$0.48 \pm 0.10$				<b><math>0.41 \pm 0.04</math></b>
		$0.38 \pm 0.03 \pm 0.04$ <sup>2</sup>	$0.38 \pm 0.06 \pm 0.04 \pm 0.03$		
		$0.56 \pm 0.08 \pm 0.06$ <sup>1</sup>			
$D^+D^-K^-$	$< 0.40$	$< 0.90$	$< 0.40$		$< 0.40$
$D^+D^{*-}(2010)K^-$	$< 0.70$		$< 0.70$		$< 0.70$
$D^{*0}(2007)D^{*-}(2010)$	$< 11.0$		$0.81 \pm 0.12 \pm 0.11 \pm 0.06$		$0.81 \pm 0.17$
$D^0\bar{D}^0K^-$	$1.37 \pm 0.32$	$1.17 \pm 0.21 \pm 0.15$	$1.90 \pm 0.30 \pm 0.30$		$1.37 \pm 0.22$
$D^{*+}(2010)D^-K^-$	$1.50 \pm 0.40$		$1.50 \pm 0.30 \pm 0.20$		$1.50 \pm 0.36$
$D^{*-}(2010)D^{*+}(2010)K^-$	$< 1.80$		$< 1.80$		$< 1.80$
$D^0D^-\bar{K}^0$	$< 2.8$		$< 2.8$		$< 2.8$
$D^{*0}(2007)\bar{D}^0K^-$	$< 3.8$		$< 3.8$		$< 3.8$
$D^0\bar{D}^{*0}(2007)K^-$	$4.70 \pm 1.00$		$4.70 \pm 0.70 \pm 0.70$		$4.70 \pm 0.99$
$D^0D^{*-}(2010)\bar{K}^0$	$5.2 \pm 1.2$		$5.20 \pm_{0.90}^{1.00} \pm 0.70$		$5.2 \pm_{1.1}^{1.2}$
$\bar{D}^{*0}(2007)D^{*0}(2007)K^-$	$5.3 \pm 1.6$		$5.30 \pm_{1.00}^{1.10} \pm 1.20$		$5.3 \pm 1.6$
$D^{*0}(2007)D^-\bar{K}^0$	$< 6.1$		$< 6.1$		$< 6.1$
$D^{*0}(2007)D^{*-}(2010)\bar{K}^0$	$7.8 \pm 2.6$		$7.8 \pm_{2.1}^{2.3} \pm 1.4$		$7.8 \pm_{2.5}^{2.7}$

<sup>1</sup> Observation of  $B^0 \rightarrow D^+D^-$ ,  $B^- \rightarrow D^0D^-$  and  $B^- \rightarrow D^0D^{*-}$  decays (152M  $B\bar{B}$  pairs)

<sup>2</sup> Measurement of  $B^+ \rightarrow D^+D^0\bar{K}^0$  branching fraction and charge asymmetry and search for  $B^0 \rightarrow D^0D^0\bar{K}^0$  (656.7M  $B\bar{B}$  pairs)

Table 85: Product branching fractions of charged B modes producing multiple  $D$ ,  $D^*$  or  $D^{**}$  mesons in units of  $10^{-4}$ , upper limits are at 90% CL. The latest version is available at: <http://hfag.phys.ntu.edu.tw/b2charm/00106.html>

Mode	PDG 2006	Belle	BABAR	CDF	Average
$\pi^- D_1^0(2420)[D^{*0}(2007)\pi^- \pi^+]$	$< 0.060$	$< 0.060$			$< 0.060$
$\pi^- D_2^{*0}(2460)[D^{*0}(2007)\pi^- \pi^+]$	$< 0.22$	$< 0.22$			$< 0.22$
$\pi^- D_2^{*0}(2460)[D^{*+}(2010)\pi^-]$	$1.80 \pm 0.50$	$1.80 \pm 0.30 \pm 0.30 \pm 0.20$	$1.80 \pm 0.30 \pm 0.50$		$1.80 \pm 0.36$
$\pi^- D_1^0(2420)[D^0 \pi^- \pi^+]$	$1.90 \pm 0.60$	$1.85 \pm 0.29 \pm 0.35 \pm_{0.46}^{0.00}$			$1.85 \pm_{0.65}^{0.45}$
$\pi^- D_2^{*0}(2460)[D^+ \pi^-]$	$3.40 \pm 0.80$	$3.40 \pm 0.30 \pm 0.60 \pm 0.40$	$2.90 \pm 0.20 \pm 0.50$		$3.06 \pm 0.44$
$\pi^- D_1^0(H)[D^{*+}(2010)\pi^-]$		$5.00 \pm 0.40 \pm 1.00 \pm 0.40$			$5.0 \pm 1.1$
$\pi^- D_0^{*0}[D^+ \pi^-]$		$6.10 \pm 0.60 \pm 0.90 \pm 1.60$			$6.1 \pm 1.9$
$\pi^- D_1^0(2420)[D^{*+}(2010)\pi^-]$	$6.8 \pm 1.5$	$6.80 \pm 0.70 \pm 1.30 \pm 0.30$	$5.90 \pm 0.30 \pm 1.10$		$6.23 \pm 0.91$

140

Table 86: Ratios of branching fractions of charged B modes producing multiple  $D$ ,  $D^*$  or  $D^{**}$  mesons in units of  $10^0$ , upper limits are at 90% CL. The latest version is available at: <http://hfag.phys.ntu.edu.tw/b2charm/00106.html>

Mode	PDG 2006	Belle	BABAR	CDF	Average
$\frac{\mathcal{B}(B^- \rightarrow D^0 K^-)}{\mathcal{B}(B^- \rightarrow D^0 \pi^-)}$	$0.083 \pm 0.010$	$0.077 \pm 0.005 \pm 0.006$	$0.083 \pm 0.003 \pm 0.002$	$0.065 \pm 0.007 \pm 0.004$	<b><math>0.079 \pm 0.003</math></b>
$\frac{\mathcal{B}(B^- \rightarrow D^{*0}(2007) K^-)}{\mathcal{B}(B^- \rightarrow D^{*0}(2007) \pi^-)}$	$0.08 \pm 0.02$	$0.078 \pm 0.019 \pm 0.009$	$0.081 \pm 0.004 \pm_{0.003}^{0.004}$		$0.081 \pm 0.005$
$\frac{\mathcal{B}(B^- \rightarrow D_2^{*0}(2460) \pi^-)}{\mathcal{B}(B^- \rightarrow D_1^0(2420) \pi^-)}$			$0.80 \pm 0.07 \pm 0.16$		$0.80 \pm 0.17$
$\frac{\mathcal{B}(B^- \rightarrow D^{*0}(2007) \pi^-)}{\mathcal{B}(B^- \rightarrow D^0 \pi^-)}$			$1.14 \pm 0.07 \pm 0.04$		<b><math>1.14 \pm 0.08</math></b>
$\frac{\mathcal{B}(B^- \rightarrow D^{**+} \pi^-)}{\mathcal{B}(B^- \rightarrow D^0 \pi^-)}$			$1.22 \pm 0.13 \pm 0.23$		<b><math>1.22 \pm 0.26</math></b>
$\frac{\mathcal{B}(B^- \rightarrow D^0 \pi^-)}{\mathcal{B}(\bar{B}^0 \rightarrow D^+ \pi^-)}$				$1.97 \pm 0.10 \pm 0.21$	$1.97 \pm 0.23$

Table 87: Branching fractions of charged B modes producing a single  $D^*$  or  $D^{**}$  meson in units of  $10^{-4}$ , upper limits are at 90% CL. The latest version is available at: <http://hfag.phys.ntu.edu.tw/b2charm/00107.html>

Mode	PDG 2006	Belle	BABAR	CDF	Average
$D^{*-}(2010)\pi^0$	$< 1.70$	$< 0.030$			$< \mathbf{0.030}$
$D^{*-}(2010)\bar{K}^0$	$< 0.090$		$< 0.090$		$< 0.090$
$D^{*0}(2007)K^-$	$3.70 \pm 0.40$	$3.59 \pm 0.87 \pm 0.41 \pm 0.31$			$3.6 \pm 1.0$
$D^{*0}(2007)K^{*-}(892)$	$8.1 \pm 1.4$		$8.30 \pm 1.10 \pm 0.96 \pm 0.27$		$8.3 \pm 1.5$
$D^{*0}(2007)K^-K^0$	$< 10.6$	$< 10.6$			$< 10.6$
$D^{*+}(2010)\pi^-\pi^-$	$13.5 \pm 2.2$	$12.50 \pm 0.80 \pm 2.20$	$12.20 \pm 0.50 \pm 1.80$		$12.3 \pm 1.5$
$D^{*0}(2007)K^-K^{*0}(892)$	$15.0 \pm 4.0$	$15.3 \pm 3.1 \pm 2.9$			$15.3 \pm 4.2$
$D^{*+}(2010)\pi^-\pi^+\pi^-\pi^-$	$26.0 \pm 4.0$	$25.6 \pm 2.6 \pm 3.3$			$25.6 \pm 4.2$
$D^{*0}(2007)\pi^-$	$46.0 \pm 4.0$			$55.20 \pm 1.70 \pm 4.20 \pm 0.20$ <sup>1</sup>	$\mathbf{52.8 \pm 2.8}$
				$51.3 \pm 2.2 \pm 2.8$ <sup>2</sup>	
$D^{**+}\pi^-$			$55.0 \pm 5.2 \pm 10.4$		$\mathbf{55 \pm 12}$
$D^{*0}(2007)\pi^-\pi^+\pi^-\pi^+\pi^-$		$56.7 \pm 9.1 \pm 8.5$			$57 \pm 12$
$D^{*0}(2007)\pi^-\pi^+\pi^-$	$103 \pm 12$	$105.5 \pm 4.7 \pm 12.9$			$106 \pm 14$

<sup>1</sup> Branching fraction measurements and isospin analyses for  $\bar{B} \rightarrow D^{(*)}\pi^-$  decays (65M  $B\bar{B}$  pairs) ;  $B^- \rightarrow D^{*0}\pi^-$

<sup>2</sup> Measurement of the Absolute Branching Fractions  $B \rightarrow D^{(*,**)}\pi$  with a Missing Mass method (231M  $B\bar{B}$  pairs) ;  $B^- \rightarrow D^{*0}\pi^-$

Table 88: Branching fractions of charged B modes producing a single D meson in units of  $10^{-4}$ , upper limits are at 90% CL. The latest version is available at: <http://hfag.phys.ntu.edu.tw/b2charm/00108.html>

Mode	PDG 2006	Belle	BABAR	CDF	Average
$D^-\bar{K}^0$	$< 0.050$		$< 0.050$		$< 0.050$
$D^0K^-$	$4.08 \pm 0.24$	$3.83 \pm 0.25 \pm 0.30 \pm 0.22$			$3.83 \pm 0.45$
$D^0K^{*-}(892)$	$6.30 \pm 0.80$				$5.29 \pm 0.45$
			$5.29 \pm 0.30 \pm 0.34$ <sup>1</sup>		
			$6.30 \pm 0.70 \pm 0.50$ <sup>2</sup>		
$D^0K^-K^0$	$5.5 \pm 1.6$	$5.50 \pm 1.40 \pm 0.80$			$5.5 \pm 1.6$
$D^0K^-K^{*0}(892)$	$7.5 \pm 1.7$	$7.5 \pm 1.3 \pm 1.1$			$7.5 \pm 1.7$
$D^+\pi^-\pi^-$	$10.2 \pm 1.6$	$10.20 \pm 0.40 \pm 1.50$		$8.70 \pm 0.40 \pm 1.30$	$9.4 \pm 1.0$
$D^0\pi^-$	$49.2 \pm 2.0$				$47.5 \pm 1.9$
			$49.00 \pm 0.70 \pm 2.20 \pm 0.06$ <sup>3</sup>		
			$44.9 \pm 2.1 \pm 2.3$ <sup>4</sup>		

<sup>1</sup> Measurement of the  $B^- \rightarrow D^0K^{*-}$  branching fraction (232M  $B\bar{B}$  pairs) ; Measurement of of the  $B^- \rightarrow D^0K^{*-}$  branching fraction

<sup>2</sup> Measurement of the Branching Fraction for  $B^- \rightarrow D^0K^{*-}$  (86M  $B\bar{B}$  pairs) ;  $B^- \rightarrow D^0K^{*-}$

<sup>3</sup> Branching fraction measurements and isospin analyses for  $\bar{B} \rightarrow D^{(*)}\pi^-$  decays (65M  $B\bar{B}$  pairs) ;  $B^- \rightarrow D^0\pi^-$

<sup>4</sup> Measurement of the Absolute Branching Fractions  $B \rightarrow D^{(*,**)}\pi$  with a Missing Mass method (231M  $B\bar{B}$  pairs) ;  $B^- \rightarrow D^0\pi^-$

Table 89: Branching fractions of neutral B modes producing new particles in units of  $10^{-3}$ , upper limits are at 90% CL. The latest version is available at: <http://hfag.phys.ntu.edu.tw/b2charm/00201.html>

Mode	PDG 2006	Belle	BABAR	CDF	Average
$X^+(3872)K^-$	< 0.50		< 0.50		< 0.50
$D_{sJ}^-(2460)D^+$			$2.60 \pm 1.50 \pm 0.70$		$2.6 \pm 1.7$
$D_{sJ}^-(2460)D^{*+}(2010)$			$8.8 \pm 2.0 \pm 1.4$		$8.8 \pm 2.4$

Table 90: Product branching fractions of neutral B modes producing new particles in units of  $10^{-4}$ , upper limits are at 90% CL. The latest version is available at: <http://hfag.phys.ntu.edu.tw/b2charm/00201.html>

Mode	PDG 2006	Belle	BABAR	CDF	Average
$\pi^+ D_{sJ}^-(2460)[D_s^- \gamma]$	< 0.040	< 0.040			< 0.040
$\bar{K}^0 X(3872)[J/\psi(1S)\pi^+\pi^-]$	< 0.103		$0.051 \pm 0.028 \pm 0.007$		$0.05 \pm 0.03$
$K^- X^+(3872)[J/\psi(1S)\pi^+\pi^0]$	< 0.054		< 0.054		< 0.054
$K^- D_{sJ}^+(2460)[D_s^+ \gamma]$	< 0.094	< 0.086			< 0.086
$\bar{K}^0 Y(3940)[J/\psi(1S)\omega(782)]$			$0.15 \pm_{0.12}^{0.14} \pm 0.02$		<b><math>0.15 \pm 0.13</math></b>
$\pi^+ D_{sJ}^*(2317)^-[D_s^- \pi^0]$	< 0.25	< 0.25			< 0.25
$K^- D_{sJ}^*(2317)^+[D_s^+ \pi^0]$	$0.43 \pm 0.15$	$0.44 \pm 0.08 \pm 0.06 \pm 0.11$			$0.44 \pm 0.15$
$D^+ D_{sJ}^-(2460)[D_s^- \pi^+ \pi^-]$	< 2.00	< 2.00			< 2.00
$D^+ D_{sJ}^-(2460)[D_s^- \pi^0]$	< 3.6	< 3.6			< 3.6
$\bar{K}^0 X(3872)[\bar{D}^{*0}(2007)D^0]$			< 4.4		< 4.4
$D^+ D_{sJ}^-(2460)[D_s^{*-} \gamma]$	< 6.0	< 6.0			< 6.0
$D^+ D_{sJ}^-(2460)[D_s^- \gamma]$	$6.6 \pm 1.7$	$8.2 \pm_{1.9}^{2.2} \pm 2.5$	$8.00 \pm 2.00 \pm 1.00 \pm_{2.00}^{3.00}$		$8.1 \pm_{2.5}^{2.2}$
$D^+ D_{sJ}^*(2317)^-[D_s^{*-} \gamma]$	< 9.5	< 9.5			< 9.5
$D^+ D_{sJ}^*(2317)^-[D_s^- \pi^0]$	$9.7 \pm 3.7$	$8.6 \pm_{2.6}^{3.3} \pm 2.6$	$18.0 \pm 4.0 \pm 3.0 \pm_{4.0}^{6.0}$		$10.4 \pm_{3.5}^{3.2}$
$D^{*+}(2010)D_{sJ}^*(2317)^-[D_s^- \pi^0]$	$15.0 \pm 6.0$		$15.0 \pm 4.0 \pm 2.0 \pm_{3.0}^{5.0}$		$15.0 \pm_{5.4}^{6.7}$
$D^{*+}(2010)D_{sJ}^-(2460)[D_s^- \gamma]$	$23.0 \pm 8.0$		$23.0 \pm 3.0 \pm 3.0 \pm_{5.0}^{8.0}$		$23.0 \pm_{6.6}^{9.1}$
$D^+ D_{sJ}^-(2460)[D_s^{*-} \pi^0]$	$20.0 \pm 5.0$	$22.7 \pm_{6.2}^{7.3} \pm 6.8$	$28.0 \pm 8.0 \pm 5.0 \pm_{6.0}^{10.0}$		$24.6 \pm_{8.2}^{7.2}$
$D^{*+}(2010)D_{sJ}^-(2460)[D_s^{*-} \pi^0]$	$55 \pm 23$		$55.0 \pm 12.0 \pm 10.0 \pm_{12.0}^{19.0}$		$55 \pm_{20}^{25}$

143

Table 91: Ratios of branching fractions of neutral B modes producing new particles in units of  $10^0$ , upper limits are at 90% CL. The latest version is available at: <http://hfag.phys.ntu.edu.tw/b2charm/00201.html>

Mode	PDG 2006	Belle	BABAR	CDF	Average
$\frac{\mathcal{B}(\bar{B}^0 \rightarrow X(3872)\bar{K}^0)}{\mathcal{B}(B^- \rightarrow X(3872)K^-)}$			$0.50 \pm 0.30 \pm 0.05$		$0.50 \pm 0.30$

Table 92: Branching fractions of neutral B modes producing strange D mesons in units of  $10^{-3}$ , upper limits are at 90% CL. The latest version is available at: <http://hfag.phys.ntu.edu.tw/b2charm/00202.html>

Mode	PDG 2006	Belle	BABAR	CDF	Average
$D_s^- \pi^+$	$0.022 \pm 0.007$	$0.024 \pm_{0.008}^{0.010} \pm 0.004 \pm 0.006$	$0.032 \pm 0.009 \pm 0.007 \pm 0.008$ <sup>2d</sup> $0.013 \pm 0.003 \pm 0.001 \pm 0.002$ <sup>1d</sup>		$0.014 \pm 0.003$
$D_s^- a_0^+(980)$			$< 0.019$		$< 0.019$
$D_s^- \rho^+(770)$	$< 0.60$		$< 0.019$		$< 0.019$
$D_s^{*+} K^-$	$< 0.025$		$0.020 \pm 0.005 \pm 0.003 \pm 0.003$ <sup>1c</sup> $< 0.025$ <sup>2c</sup>		$0.020 \pm 0.006$
$D_s^+ K^-$	$0.031 \pm 0.008$	$0.046 \pm_{0.011}^{0.012} \pm 0.006 \pm 0.012$	$0.032 \pm 0.010 \pm 0.007 \pm 0.008$ <sup>2b</sup> $0.025 \pm 0.004 \pm 0.002 \pm 0.003$ <sup>1b</sup>		$0.027 \pm 0.005$
$D_s^{*-} \pi^+$	$< 0.041$		$0.028 \pm 0.006 \pm 0.004 \pm 0.003$ <sup>1a</sup> $< 0.041$ <sup>2a</sup>		$0.028 \pm 0.008$
$D_s^+ \Lambda \bar{p}$		$0.029 \pm 0.007 \pm 0.005 \pm 0.004$ <sup>3</sup> $0.036 \pm 0.009 \pm 0.006 \pm 0.009$ <sup>4</sup>			<b><math>0.031 \pm 0.008</math></b>
$D_s^{*-} a_0^+(980)$			$< 0.036$		$< 0.036$
$D_s^+ K_S^0 \pi^-$			$0.055 \pm 0.013 \pm 0.010 \pm 0.002$		<b><math>0.06 \pm 0.02</math></b>
$D_s^{*+} K^0 \pi^-$			$< 0.055$		$< 0.055$
$D_s^- D_s^+$	$< 0.100$	$< 0.200$ <sup>5</sup> $< 0.036$ <sup>6</sup>	$< 0.100$		$< 0.036$
$D_s^- D_s^{*+}$	$< 0.130$		$< 0.130$		$< 0.130$
$D_s^- a_2^+(1320)$			$< 0.190$		$< 0.190$
$D_s^{*-} a_2^+(1320)$			$< 0.200$		$< 0.200$
$D_s^{*+} D_s^{*-}$	$< 0.24$		$< 0.24$		$< 0.24$
$D_s^{*-} D^+$	$8.6 \pm 3.4$		$6.7 \pm 2.0 \pm 1.1$		$6.7 \pm 2.3$
$D_s^- D^+$	$6.5 \pm 2.1$	$7.42 \pm 0.23 \pm 1.36$ <sup>5</sup> $7.50 \pm 0.20 \pm 0.80 \pm 0.80$ <sup>6</sup>	$9.0 \pm 1.8 \pm 1.4$		<b><math>7.67 \pm 0.82</math></b>
$D_s^- D^{*+}(2010)$	$8.8 \pm 1.6$		$5.70 \pm 1.60 \pm 0.90$ <sup>8a</sup> $10.3 \pm 1.4 \pm 1.3 \pm 2.6$ <sup>7a</sup>		$6.8 \pm 1.6$
$D_s^{*-} D^{*+}(2010)$	$17.9 \pm 1.6$		$18.80 \pm 0.90 \pm 1.60 \pm 0.60$ <sup>9</sup> $16.5 \pm 2.3 \pm 1.9$ <sup>8b</sup> $19.7 \pm 1.5 \pm 3.0 \pm 4.9$ <sup>7b</sup>		$18.2 \pm 1.6$
$D_{s1}^-(2536) D^{*+}(2010)$			$92.00 \pm 24.00 \pm 1.00$		<b><math>92 \pm 24</math></b>

- <sup>1</sup> Observation of Decays  $\bar{B}^0 \rightarrow D_s^{(*)-} \pi^+$  and  $\bar{B}^0 \rightarrow D_s^{*+} K^-$  (230M  $B\bar{B}$  pairs) ; <sup>1a</sup>  $\bar{B}^0 \rightarrow D_s^{*-} \pi^+$  ; <sup>1b</sup>  $\bar{B}^0 \rightarrow D_s^+ K^-$  ; <sup>1c</sup>  $\bar{B}^0 \rightarrow D_s^{*+} K^-$  ; <sup>1d</sup>  $\bar{B}^0 \rightarrow D_s^- \pi^+$
- <sup>2</sup> A study of the rare decays  $\bar{B}^0 \rightarrow D_s^{(*)-} \pi^+$  and  $\bar{B}^0 \rightarrow D_s^{*+} K^-$  (84.3M  $B\bar{B}$  pairs) ; <sup>2a</sup>  $\bar{B}^0 \rightarrow D_s^{*-} \pi^+$  ; <sup>2b</sup>  $\bar{B}^0 \rightarrow D_s^+ K^-$  ; <sup>2c</sup>  $\bar{B}^0 \rightarrow D_s^{*+} K^-$  ; <sup>2d</sup>  $\bar{B}^0 \rightarrow D_s^- \pi^+$
- <sup>3</sup> Observation of B0bar - Ds+ Lambda pbar decay (449M  $B\bar{B}$  pairs)
- <sup>4</sup> Observation of B0bar to Ds+ Lambda pbar (447M  $B\bar{B}$  pairs)
- <sup>5</sup> Improved measurement of  $\bar{B}^0 \rightarrow D_s^- D^+$  and search for  $\bar{B}^0 \rightarrow D_s^+ D_s^-$  at Belle
- <sup>6</sup> Improved measurement of B0bar - Ds-D+ and search for B0bar - Ds+Ds- (449M  $B\bar{B}$  pairs)
- <sup>7</sup> Measurement of  $\bar{B}^0 \rightarrow D_s^{(*)-} D^*$  Branching Fractions and  $D_s^* D^*$  Polarization with a Partial Reconstruction technique (22.7M  $B\bar{B}$  pairs) ; <sup>7a</sup>  $\bar{B}^0 \rightarrow D_s^- D^{*+}$  ; <sup>7b</sup>  $\bar{B}^0 \rightarrow D_s^{*-} D^{*+}$
- <sup>8</sup> Study of  $\bar{B} \rightarrow D^{(*)+} X^-$  and  $\bar{B} \rightarrow D_s^{(*)-} X^{+,0}$  decays and measurement of  $D_{sJ}^-$  and  $D_{sJ}^+$  (2460) absolute branching fractions (230M  $B\bar{B}$  pairs) ; <sup>8a</sup>  $\bar{B}^0 \rightarrow D_s^- D^{*+}$  ; <sup>8b</sup>  $\bar{B}^0 \rightarrow D_s^{*-} D^{*+}$
- <sup>9</sup> Measurement of the  $\bar{B}^0 \rightarrow D_s^{*-} D^+$  and  $D_s^+ \rightarrow \phi \pi^+$  branching fractions (123M  $B\bar{B}$  pairs) ;  $\bar{B}^0 \rightarrow D_s^{*-} D^{*+}$

Table 93: Product branching fractions of neutral B modes producing strange D mesons in units of  $10^{-4}$ , upper limits are at 90% CL. The latest version is available at: <http://hfag.phys.ntu.edu.tw/b2charm/00202.html>

Mode	PDG 2006	Belle	BABAR	CDF	Average
$D^+ D_s^- [\pi^- \phi(1020) [K^+ K^-]]$	$1.41 \pm 0.41$	$1.47 \pm 0.05 \pm 0.21$			$1.47 \pm 0.22$
$D^+ D_{s1}^- (2536) [K^- \bar{D}^{*0} (2007)]$			$1.71 \pm 0.48 \pm 0.32$		$1.71 \pm 0.58$
$D^+ D_{s1}^- (2536) [D^{*-} (2010) \bar{K}^0]$			$2.61 \pm 1.03 \pm 0.31$		$2.6 \pm 1.1$
$D^+ D_s^- [\phi(1020) \pi^-]$	$2.90 \pm 0.80$		$2.67 \pm 0.61 \pm 0.47$		$2.67 \pm 0.77$
$D^{*+} (2010) D_{s1}^- (2536) [\bar{D}^{*0} (2007) K^+]$			$3.32 \pm 0.88 \pm 0.66$		$3.3 \pm 1.1$
$D_s^{*-} D^+ [D_s^- \rightarrow \phi(1020) \pi^-]$	$3.8 \pm 1.4$		$4.14 \pm 1.19 \pm 0.94$		$4.1 \pm 1.5$
$D^{*+} (2010) D_{s1}^- (2536) [D^{*-} (2010) \bar{K}^0]$			$5.00 \pm 1.51 \pm 0.67$		$5.0 \pm 1.7$
$D^{*+} (2010) D_s^- [\phi(1020) \pi^-]$	$3.90 \pm 0.50$		$5.11 \pm 0.94 \pm 0.72$		$5.1 \pm 1.2$
$D_s^{*-} (2010) D_{s1}^+ (2536) [D^{*+} (2010) K_S^0]$		$< 6.0$			$< 6.0$
$D_s^{*-} D^{*+} (2010) [D_s^- \rightarrow \phi(1020) \pi^-]$	$7.9 \pm 1.3$		$12.2 \pm 2.2 \pm 2.2$		$12.2 \pm 3.1$

Table 94: Ratios of branching fractions of neutral B modes producing strange D mesons in units of  $10^0$ , upper limits are at 90% CL. The latest version is available at: <http://hfag.phys.ntu.edu.tw/b2charm/00202.html>

Mode	PDG 2006	Belle	BABAR	CDF	Average
$\frac{\mathcal{B}(\bar{B}^0 \rightarrow D_s^{*-} D^+)}{\mathcal{B}(\bar{B}^0 \rightarrow D_s^- D^+)}$				$0.90 \pm 0.20 \pm 0.10$	$0.90 \pm 0.22$
$\frac{\mathcal{B}(\bar{B}^0 \rightarrow D_s^- D^{*+} (2010))}{\mathcal{B}(\bar{B}^0 \rightarrow D_s^- D^+)}$				$1.50 \pm 0.40 \pm 0.10$	$1.50 \pm 0.41$
$\frac{\mathcal{B}(\bar{B}^0 \rightarrow D^+ \pi^+ \pi^- \pi^-)}{\mathcal{B}(\bar{B}^0 \rightarrow D_s^- D^+)}$				$1.99 \pm 0.13 \pm 0.11 \pm 0.45$	$1.99 \pm 0.48$
$\frac{\mathcal{B}(\bar{B}^0 \rightarrow D_s^{*-} D^{*+} (2010))}{\mathcal{B}(\bar{B}^0 \rightarrow D_s^- D^+)}$				$2.60 \pm 0.50 \pm 0.20$	$2.60 \pm 0.54$

Table 95: Branching fractions of neutral B modes producing baryons in units of  $10^{-5}$ , upper limits are at 90% CL. The latest version is available at: <http://hfag.phys.ntu.edu.tw/b2charm/00203.html>

Mode	PDG 2006	Belle	BABAR	CDF	Average
$J/\psi(1S)\bar{p}p$	$< 0.083$	$< 0.083$	$< 0.190$		$< 0.083$
$\Lambda_c^- p$			$2.10 \pm_{0.55}^{0.67} \pm_{0.62}^{0.67} \pm_{0.46}^{0.77}$		$2.1 \pm_{0.9}^{1.2}$
$\Lambda_c^+ \bar{p}$	$2.20 \pm 0.80$	$2.19 \pm_{0.49}^{0.56} \pm 0.32 \pm 0.57$	$2.15 \pm 0.36 \pm 0.13 \pm 0.56$		$2.17 \pm 0.53$
$\Lambda_c^+ \Lambda_c^-$		$< 5.7$			$< 5.7$
$\Sigma_c^{*0} \bar{p} \pi^+$	$< 12.1$	$< 12.1$ <sup>1</sup> $< 3.3$ <sup>2</sup>			$< 3.3$
$D^{*0}(2007) p \bar{p}$		$12.0 \pm_{2.9}^{3.3} \pm 2.1$	$6.70 \pm 2.10 \pm 0.82 \pm 0.36$ <sup>3d</sup> $11.00 \pm 1.00 \pm 0.90$ <sup>4d</sup>		$11.1 \pm 1.3$
$D^0 p \bar{p}$		$11.8 \pm 1.5 \pm 1.6$	$12.40 \pm 1.40 \pm 1.16 \pm 0.30$ <sup>3c</sup> $11.30 \pm 0.60 \pm 0.80$ <sup>4c</sup>		$11.39 \pm 0.91$
$\Sigma_c^{*++} \bar{p} \pi^-$	$16.0 \pm 7.0$	$16.3 \pm_{5.1}^{5.7} \pm 2.8 \pm 4.2$ <sup>1</sup> $12.0 \pm 1.0 \pm 2.0 \pm 3.0$ <sup>2</sup>			$12.9 \pm_{3.4}^{3.3}$
$\Sigma_c^0 \bar{p} \pi^+$	$10.0 \pm 8.0$	$14.0 \pm 2.0 \pm 2.0 \pm 4.0$ <sup>2</sup> $< 15.9$ <sup>1</sup>			$14.0 \pm 4.9$
$\Sigma_c^{++} \bar{p} \pi^-$	$28.0 \pm 9.0$	$23.8 \pm_{5.5}^{6.3} \pm 4.1 \pm 6.2$ <sup>1</sup> $21.0 \pm 2.0 \pm 3.0 \pm 5.0$ <sup>2a</sup>			$21.8 \pm_{5.2}^{5.1}$
$D^+ p \bar{p} \pi^-$			$38.00 \pm 3.50 \pm 4.50 \pm 0.95$ <sup>3a</sup> $33.8 \pm 1.4 \pm 2.9$ <sup>4a</sup>		$33.8 \pm 3.2$
$D^{*+}(2010) p \bar{p} \pi^-$	$65 \pm 16$		$56.1 \pm 5.9 \pm 6.4 \pm 3.6$ <sup>3b</sup> $48.1 \pm 2.2 \pm 4.4$ <sup>4b</sup>		$48.1 \pm 4.9$
$\Lambda_c^+ \Lambda_c^- \bar{K}^0$		$79 \pm_{23}^{29} \pm 12 \pm 41$			$79 \pm_{49}^{52}$
$\Lambda_c^+ \bar{p} \pi^+ \pi^-$	$130 \pm 40$	$110 \pm_{12}^{12} \pm 19 \pm 29$			$110 \pm 37$

<sup>1</sup> STUDY OF EXCLUSIVE B DECAYS TO CHARMED BARYONS AT BELLE. (31.7M  $B\bar{B}$  pairs)

<sup>2</sup> Study of the charmed baryonic decays  $\bar{B}^0 \rightarrow \Sigma_c^{++} \bar{p} \pi^-$  and  $\bar{B}^0 \rightarrow \Sigma_c^0 \bar{p} \pi^+$  (386M  $B\bar{B}$  pairs) ; <sup>2a</sup> B0bar to Sigmac(2455)++ pbar pi

<sup>3</sup> Measurement of the Branching Fraction for the decays  $\bar{B}^0 \rightarrow D^{*+} p \bar{p} \pi^-$ ,  $\bar{B}^0 \rightarrow D^+ p \bar{p} \pi^-$ ,  $\bar{B}^0 \rightarrow \bar{D}^{*0} p \bar{p}$ ,  $\bar{B}^0 \rightarrow \bar{D}^0 p \bar{p}$  (124M  $B\bar{B}$  pairs) ; <sup>3a</sup>  $\bar{B}^0 \rightarrow D^+ p \bar{p} \pi^-$  ; <sup>3b</sup>  $\bar{B}^0 \rightarrow D^{*+} p \bar{p} \pi^-$  ; <sup>3c</sup>  $\bar{B}^0 \rightarrow \bar{D}^0 p \bar{p}$  ; <sup>3d</sup>  $\bar{B}^0 \rightarrow \bar{D}^{*0} p \bar{p}$

<sup>4</sup> Measurements of the Decays  $B^0 \rightarrow \bar{D}^0 p \bar{p}$ ,  $B^0 \rightarrow \bar{D}^{*0} p \bar{p}$ ,  $B^0 \rightarrow D^- p \bar{p} \pi^+$ , and  $B^0 \rightarrow D^- p \bar{p} \pi^+$  (232M  $B\bar{B}$  pairs) ; <sup>4a</sup>  $\bar{B}^0 \rightarrow D^+ p \bar{p} \pi^-$  ; <sup>4b</sup>  $\bar{B}^0 \rightarrow D^{*+} p \bar{p} \pi^-$  ; <sup>4c</sup>  $\bar{B}^0 \rightarrow \bar{D}^0 p \bar{p}$  ; <sup>4d</sup>  $\bar{B}^0 \rightarrow \bar{D}^{*0} p \bar{p}$



Table 96: Product branching fractions of neutral B modes producing baryons in units of  $10^{-5}$ , upper limits are at 90% CL. The latest version is available at: <http://hfag.phys.ntu.edu.tw/b2charm/00203.html>

Mode	PDG 2006	Belle	<i>BABAR</i>	CDF	Average
$\Lambda_c^- \Xi_c^+ [\Xi^- \pi^+ \pi^+]$		$9.3 \pm_{2.8}^{3.7} \pm 1.9 \pm 2.4$			$9.3 \pm_{4.1}^{4.8}$

Table 97: Branching fractions of neutral B modes producing  $J/\psi(1S)$  in units of  $10^{-4}$ , upper limits are at 90% CL. The latest version is available at: <http://hfag.phys.ntu.edu.tw/b2charm/00204.html>

Mode	PDG 2006	Belle	BABAR	CDF	Average
$J/\psi(1S)\gamma$	$< 0.016$		$< 0.016$		$< 0.016$
$J/\psi(1S)\phi(1020)$	$< 0.092$		$< 0.090$		$< 0.090$
$J/\psi(1S)\eta$	$< 0.27$	$0.096 \pm 0.017 \pm 0.007$	$< 0.27$		$0.10 \pm 0.02$
$J/\psi(1S)f_2(1270)$		$0.10 \pm 0.04 \pm 0.02$ <sup>2</sup> $< 0.049$ <sup>1</sup>	$< 0.046$		$0.10 \pm 0.04$
$J/\psi(1S)D^0$	$< 0.130$	$< 0.200$	$< 0.130$		$< 0.130$
$J/\psi(1S)\pi^0$	$0.22 \pm 0.04$	$0.23 \pm 0.05 \pm 0.02$	$0.19 \pm 0.02 \pm 0.02$		$0.20 \pm 0.02$
$J/\psi(1S)\pi^+\pi^-$	$0.46 \pm 0.09$	$0.22 \pm 0.03 \pm 0.02$ <sup>1</sup> $< 0.100$ <sup>2</sup>	$< 0.120$		$0.22 \pm 0.04$
$J/\psi(1S)\rho^0(770)$	$0.16 \pm 0.07$	$0.28 \pm 0.03 \pm 0.03$ <sup>2</sup> $0.19 \pm 0.02 \pm 0.02$ <sup>1</sup>	$0.27 \pm 0.03 \pm 0.02$		$0.23 \pm 0.02$
$J/\psi(1S)\eta'(958)$	$< 0.63$		$< 0.63$		$< 0.63$
$J/\psi(1S)\eta K_S^0$	$0.80 \pm 0.40$		$0.84 \pm 0.26 \pm 0.27 \pm 0.02$		$0.84 \pm 0.38$
$J/\psi(1S)\phi(1020)\bar{K}^0$	$0.94 \pm 0.26$		$1.02 \pm 0.38 \pm 0.10 \pm 0.02$		$1.02 \pm 0.39$
$J/\psi(1S)\omega(782)\bar{K}^0$			$3.00 \pm 0.60 \pm 0.30$		$3.00 \pm 0.67$
$J/\psi(1S)\bar{K}^0\rho^0(770)$	$5.4 \pm 3.0$			$5.40 \pm 2.90 \pm 0.90$	$5.4 \pm 3.0$
$J/\psi(1S)\bar{K}^{*0}(892)\pi^+\pi^-$	$6.6 \pm 2.2$			$6.6 \pm 1.9 \pm 1.1$	$6.6 \pm 2.2$
$J/\psi(1S)K^{*-}(892)\pi^+$	$8.0 \pm 4.0$			$7.7 \pm 4.1 \pm 1.3$	$7.7 \pm 4.3$
$J/\psi(1S)\bar{K}^0$	$8.72 \pm 0.33$	$7.90 \pm 0.40 \pm 0.90 \pm 0.10$	$8.69 \pm 0.22 \pm 0.26 \pm 0.15$	$11.5 \pm 2.3 \pm 1.7$	$8.63 \pm 0.35$
$J/\psi(1S)\bar{K}^0\pi^+\pi^-$	$10.0 \pm 4.0$			$10.3 \pm 3.3 \pm 1.5$	$10.3 \pm 3.6$
$J/\psi(1S)\bar{K}_1^0(1270)$	$13.0 \pm 5.0$	$13.0 \pm 3.4 \pm 2.5 \pm 1.8$			$13.0 \pm 4.6$
$J/\psi(1S)\bar{K}^{*0}(892)$	$13.30 \pm 0.60$	$12.90 \pm 0.50 \pm 1.30 \pm 0.20$	$13.09 \pm 0.26 \pm 0.74 \pm 0.22$	$17.4 \pm 2.0 \pm 1.8$	$13.32 \pm 0.68$

<sup>1</sup> Study of  $B^0 \rightarrow J/\psi\pi^+\pi^-$  decays with 449 million  $B\bar{B}$  pairs at Belle (449M  $B\bar{B}$  pairs)

<sup>2</sup> MEASUREMENT OF BRANCHING FRACTIONS IN  $B_0 \rightarrow J/\psi\pi^+\pi^-$  DECAY. (152M  $B\bar{B}$  pairs)

Table 98: Ratios of branching fractions of neutral B modes producing  $J/\psi(1S)$  in units of  $10^0$ , upper limits are at 90% CL. The latest version is available at: <http://hfag.phys.ntu.edu.tw/b2charm/00204.html>

Mode	PDG 2006	Belle	BABAR	CDF	Average
$\frac{\mathcal{B}(\overline{B}^0 \rightarrow J/\psi(1S)\overline{K}_1^0(1270))}{\mathcal{B}(B^- \rightarrow J/\psi(1S)K^-)}$		$1.30 \pm 0.34 \pm 0.28$			$1.30 \pm 0.44$
$\frac{\mathcal{B}(\overline{B}^0 \rightarrow \eta_c(1S)\overline{K}^0)}{\mathcal{B}(\overline{B}^0 \rightarrow J/\psi(1S)\overline{K}^0)}$	$1.39 \pm 0.49$		$1.34 \pm 0.19 \pm 0.13 \pm 0.38$		$1.34 \pm 0.44$
$\frac{\mathcal{B}(\overline{B}^0 \rightarrow J/\psi(1S)\overline{K}^{*0}(892))}{\mathcal{B}(\overline{B}^0 \rightarrow J/\psi(1S)\overline{K}^0)}$	$1.50 \pm 0.09$		$1.51 \pm 0.05 \pm 0.08$	$1.39 \pm 0.36 \pm 0.10$	$1.50 \pm 0.09$

Table 99: Miscellaneous quantities of neutral B modes producing  $J/\psi(1S)$  in units of  $10^0$ , upper limits are at 90% CL. The latest version is available at: <http://hfag.phys.ntu.edu.tw/b2charm/00204.html>

Mode	PDG 2006	Belle	BABAR	CDF	Average
$ \mathcal{A}_0 ^2(\overline{B}^0 \rightarrow J/\psi(1S)K^{*0}(892))$			$< 0.26$		$< 0.26$
$ \mathcal{A}_0 ^2(B^0 \rightarrow J/\psi(1S)K^{*0}(892))$			$< 0.32$		$< 0.32$

Table 100: Branching fractions of neutral B modes producing charmonium other than  $J/\psi(1S)$  in units of  $10^{-3}$ , upper limits are at 90% CL. The latest version is available at: <http://hfag.phys.ntu.edu.tw/b2charm/00205.html>

Mode	PDG 2006	Belle	BABAR	CDF	Average
$\chi_{c2}(1P)\bar{K}^{*0}(892)$	$< 0.036$		$< 0.036$		$< 0.036$
$\chi_{c2}(1P)\bar{K}^0$	$< 0.026$		$< 0.041$		$< 0.041$
$\chi_{c1}(1P)\bar{K}^{*0}(892)$	$0.32 \pm 0.06$	$0.31 \pm 0.03 \pm 0.07$	$0.33 \pm 0.04 \pm 0.05 \pm 0.03$		$0.32 \pm 0.05$
$\chi_{c1}(1P)\bar{K}^0$	$0.39 \pm 0.04$	$0.35 \pm 0.03 \pm 0.05$	$0.45 \pm 0.04 \pm 0.02 \pm 0.05$		$0.40 \pm 0.04$
$\psi(2S)\bar{K}^0$	$0.62 \pm 0.06$	$0.67 \pm 0.11$	$0.65 \pm 0.06 \pm 0.04 \pm 0.02$		$0.65 \pm 0.07$
$\psi(2S)\bar{K}^{*0}(892)$	$0.72 \pm 0.08$	$0.72 \pm 0.04 \pm 0.06$	$0.65 \pm 0.06 \pm 0.09 \pm 0.02$	$0.90 \pm 0.22 \pm 0.09$	$0.71 \pm 0.06$
$\eta_c(1S)\bar{K}^{*0}(892)$	$1.60 \pm 0.70$				$0.67 \pm 0.13$
		$1.62 \pm 0.32 \pm_{0.34}^{0.24} \pm 0.50$	$0.61 \pm 0.08 \pm 0.11$ <sup>1</sup>		
			$0.80 \pm_{0.19}^{0.21} \pm 0.13 \pm_{0.19}^{0.35}$ <sup>3b</sup>		
$\chi_{c0}(1P)\bar{K}^{*0}(892)$	$< 0.77$		$< 0.77$		$< 0.77$
$\eta_c(1S)\bar{K}^0$	$0.99 \pm 0.19$				$0.87 \pm 0.19$
		$1.23 \pm 0.23 \pm_{0.16}^{0.12} \pm 0.38$	$1.14 \pm 0.15 \pm 0.12 \pm 0.32$ <sup>2</sup>		
			$0.64 \pm_{0.20}^{0.22} \pm 0.04 \pm_{0.15}^{0.28}$ <sup>3a</sup>		
$\chi_{c0}(1P)\bar{K}^0$	$< 0.50$		$< 1.24$		$< 1.24$

<sup>1</sup> A study of  $B$ -meson decays to  $\eta_c K^*$  and  $\eta_c \gamma K^{(*)}$  (384M  $B\bar{B}$  pairs) ; betackstar0

<sup>2</sup> Branching Fraction Measurements of  $B \rightarrow \eta_c K$  Decays (86.1M  $B\bar{B}$  pairs)

<sup>3</sup> Evidence for the  $B^0 \rightarrow p\bar{p}K^{*0}$  and  $B^+ \rightarrow \eta_c K^{*+}$  decays and Study of the Decay Dynamics of  $B$  Meson Decays into  $p\bar{p}h$  Final States. (232M  $B\bar{B}$  pairs) ; <sup>3a</sup> betackzero ; <sup>3b</sup> betackstarzppbar

Table 101: Product branching fractions of neutral B modes producing charmonium other than  $J/\psi(1S)$  in units of  $10^{-4}$ , upper limits are at 90% CL. The latest version is available at: <http://hfag.phys.ntu.edu.tw/b2charm/00205.html>

Mode	PDG 2006	Belle	BABAR	CDF	Average
$\bar{K}^0 \psi(3770)[D^0 \bar{D}^0]$			$< 1.23$		$< 1.23$
$\bar{K}^0 \psi(3770)[D^+ D^-]$			$< 1.88$		$< 1.88$
$\bar{K}^{*0}(892)h_c(1P)[\eta_c(1S)\gamma]$			$< 2.4$		$< 2.4$

Table 102: Ratios of branching fractions of neutral B modes producing charmonium other than  $J/\psi(1S)$  in units of  $10^0$ , upper limits are at 90% CL. The latest version is available at: <http://hfag.phys.ntu.edu.tw/b2charm/00205.html>

Mode	PDG 2006	Belle	BABAR	CDF	Average
$\frac{\mathcal{B}(\bar{B}^0 \rightarrow h_c(1P)\bar{K}^{*0}(892)) \times \mathcal{B}(h_c(1P) \rightarrow \eta_c(1S)\gamma)}{\mathcal{B}(B^- \rightarrow \eta_c(1S)K^-)}$			$< 0.26$		$< \mathbf{0.26}$
$\frac{\mathcal{B}(\bar{B}^0 \rightarrow h_c(1P)\bar{K}^{*0}(892)) \times \mathcal{B}(h_c(1P) \rightarrow \eta_c(1S)\gamma)}{\mathcal{B}(\bar{B}^0 \rightarrow \eta_c(1S)\bar{K}^{*0}(892))}$			$< 0.39$		$< \mathbf{0.39}$
$\frac{\mathcal{B}(\bar{B}^0 \rightarrow \eta_c(1S)\bar{K}^{*0}(892))}{\mathcal{B}(B^- \rightarrow \eta_c(1S)K^-)}$			$0.67 \pm 0.09 \pm 0.07$		$\mathbf{0.67 \pm 0.11}$
$\frac{\mathcal{B}(\bar{B}^0 \rightarrow \chi_{c1}(1P)\bar{K}^{*0}(892))}{\mathcal{B}(\bar{B}^0 \rightarrow \eta_c(1S)\bar{K}^{*0}(892))}$	$0.72 \pm 0.16$		$0.72 \pm 0.11 \pm 0.12$		$0.72 \pm 0.16$
$\frac{\mathcal{B}(\bar{B}^0 \rightarrow \eta_c(1S)\bar{K}^0)}{\mathcal{B}(B^- \rightarrow \eta_c(1S)K^-)}$			$0.87 \pm 0.13 \pm 0.07$		$0.87 \pm 0.15$
$\frac{\mathcal{B}(\bar{B}^0 \rightarrow \psi(2S)\bar{K}^{*0}(892))}{\mathcal{B}(\bar{B}^0 \rightarrow \eta_c(1S)\bar{K}^{*0}(892))}$	$1.00 \pm 0.17$		$1.00 \pm 0.14 \pm 0.09$		$1.00 \pm 0.17$
$\frac{\mathcal{B}(\bar{B}^0 \rightarrow \eta_c(1S)\bar{K}^{*0}(892))}{\mathcal{B}(\bar{B}^0 \rightarrow \eta_c(1S)\bar{K}^0)}$	$1.30 \pm 0.40$	$1.33 \pm 0.36 \pm_{0.33}^{0.24}$			$1.33 \pm_{0.49}^{0.43}$

Table 103: Branching fractions of neutral B modes producing multiple  $D$ ,  $D^*$  or  $D^{**}$  mesons in units of  $10^{-3}$ , upper limits are at 90% CL. The latest version is available at: <http://hfag.phys.ntu.edu.tw/b2charm/00206.html>

Mode	PDG 2006	Belle	BABAR	CDF	Average
$D^0\bar{D}^0$		$< 0.042$	$< 0.060$		$< \mathbf{0.042}$
$D^{*0}(2007)\bar{D}^{*0}(2007)$	$< 27$		$< 0.090$		$< 0.090$
$D^0\bar{D}^0\pi^0\bar{K}^0$		$0.17 \pm 0.07 \pm_{0.05}^{0.03}$			$\mathbf{0.17 \pm 0.08}$
$D^+D^-$	$0.19 \pm 0.06$				$\mathbf{0.22 \pm 0.02}$
		$0.20 \pm 0.02 \pm 0.02$ <sup>1</sup>	$0.28 \pm 0.04 \pm 0.03 \pm 0.04$		
		$0.32 \pm 0.06 \pm 0.05$ <sup>2</sup>			
$D^0\bar{D}^{*0}(2007)$			$< 0.29$		$< 0.29$
$D^{*-}(2010)D^+$	$< 0.63$	$1.17 \pm 0.26 \pm_{0.24}^{0.20} \pm 0.08$	$0.57 \pm 0.07 \pm 0.06 \pm 0.04$		$0.62 \pm 0.09$
$D^{*+}(2010)D^{*-}(2010)$	$0.83 \pm 0.11$				$0.81 \pm 0.08$
		$0.81 \pm 0.08 \pm 0.11$	$0.81 \pm 0.06 \pm 0.09 \pm 0.05$ <sup>3</sup>		
			$0.83 \pm 0.16 \pm 0.12$ <sup>4</sup>		
$D^{*+}(2010)D^-$	$< 0.63$		$0.88 \pm 0.10 \pm 0.11 \pm 0.06$		$0.88 \pm 0.16$
$D^0\bar{D}^0\bar{K}^0$	$< 1.40$		$< 1.40$		$< 1.40$
$D^+D^-\bar{K}^0$	$< 1.70$		$< 1.70$		$< 1.70$
$D^+\bar{D}^0K^-$	$1.70 \pm 0.40$		$1.70 \pm 0.30 \pm 0.30$		$1.70 \pm 0.42$
$D^{*+}(2010)\bar{D}^0K^-$	$3.10 \pm 0.60$		$3.10 \pm_{0.30}^{0.40} \pm 0.40$		$3.10 \pm_{0.50}^{0.57}$
$D^0\bar{D}^{*0}(2007)\bar{K}^0$	$< 3.7$		$< 3.7$		$< 3.7$
$D^{*+}(2010)D^{*-}(2010)K_S^0$		$3.40 \pm 0.40 \pm 0.70$	$4.40 \pm 0.40 \pm 0.70 \pm 0.04$		$\mathbf{3.90 \pm 0.57}$
$D^+\bar{D}^{*0}(2007)K^-$	$4.60 \pm 1.00$		$4.60 \pm 0.70 \pm 0.70$		$4.60 \pm 0.99$
$D^{*+}(2010)D^-\bar{K}^0$	$6.5 \pm 1.6$		$6.50 \pm 1.20 \pm 1.00$		$6.5 \pm 1.6$
$D^{*0}(2007)\bar{D}^{*0}(2007)\bar{K}^0$	$< 6.6$		$< 6.6$		$< 6.6$
$D^{*-}(2010)D^{*+}(2010)\bar{K}^0$	$8.8 \pm 1.9$		$8.8 \pm_{1.4}^{1.5} \pm 1.3$		$8.8 \pm_{1.9}^{2.0}$
$D^{*+}(2010)\bar{D}^{*0}(2007)K^-$	$11.8 \pm 2.0$		$11.80 \pm 1.00 \pm 1.70$		$11.8 \pm 2.0$

152

<sup>1</sup> Evidence for CP Violation in  $B^0 - D^+D^-$  Decays (535M  $B\bar{B}$  pairs)

<sup>2</sup> Observation of  $B^0 \rightarrow D^+D^-$ ,  $B^- \rightarrow D^0D^-$  and  $B^- \rightarrow D^0D^{*-}$  decays (152M  $B\bar{B}$  pairs)

<sup>3</sup> Measurement of Branching Fraction and CP-violating charge asymmetries for B meson decays to  $D^{(*)}D^{(*)}$  and implications for the CKM angle  $\gamma$  (232M  $B\bar{B}$  pairs) ;  $\bar{B}^0 \rightarrow D^{*+}D^{*-}$

<sup>4</sup> Measurement of the branching fraction and CP content for the decay  $B^0$  to  $D^*D^*$  (23M  $B\bar{B}$  pairs) ;  $\bar{B}^0 \rightarrow D^{*-}D^{*+}$

Table 104: Product branching fractions of neutral B modes producing multiple  $D$ ,  $D^*$  or  $D^{**}$  mesons in units of  $10^{-4}$ , upper limits are at 90% CL. The latest version is available at: <http://hfag.phys.ntu.edu.tw/b2charm/00206.html>

Mode	PDG 2006	Belle	BABAR	CDF	Average
$K^- D_2^{*+}(2460)[D^0 \pi^+]$	$0.18 \pm 0.05$		$0.18 \pm 0.04 \pm 0.03$		$0.18 \pm 0.05$
$\pi^- D_2^{*+}(2460)[D^{*+}(2010)\pi^- \pi^+]$	$< 0.24$	$< 0.24$			$< 0.24$
$\pi^- D_1^+(2420)[D^{*+}(2010)\pi^- \pi^+]$	$< 0.33$	$< 0.33$			$< 0.33$
$\pi^- D_1^+(H)[D^{*0}(2007)\pi^+]$		$< 0.70$			$< 0.70$
$\pi^- D_1^+(2420)[D^+ \pi^- \pi^+]$	$0.89 \pm 0.29$		$0.89 \pm 0.15 \pm 0.17 \pm_{0.26}^{0.00}$		$0.89 \pm_{0.34}^{0.23}$
$\pi^- D_0^{*+}[D^0 \pi^+]$		$< 1.20$			$< 1.20$
$\pi^- D_2^{*+}(2460)[D^{*0}(2007)\pi^+]$			$2.45 \pm 0.42 \pm_{0.45}^{0.35} \pm_{0.17}^{0.39}$		$2.45 \pm_{0.64}^{0.67}$
$\pi^- D_2^{*+}(2460)[D^0 \pi^+]$			$3.08 \pm 0.33 \pm 0.09 \pm_{0.02}^{0.15}$		$3.08 \pm_{0.34}^{0.37}$
$\pi^- D_1^+(2420)[D^{*0}(2007)\pi^+]$			$3.68 \pm 0.60 \pm_{0.40}^{0.71} \pm_{0.30}^{0.65}$		$3.68 \pm_{0.78}^{1.13}$
$\omega(782)D_1^0(H)[D^{*+}(2010)\pi^-]$				$4.10 \pm 1.20 \pm 1.00 \pm 0.40$	$4.1 \pm 1.6$

153

Table 105: Ratios of branching fractions of neutral B modes producing multiple  $D$ ,  $D^*$  or  $D^{**}$  mesons in units of  $10^0$ , upper limits are at 90% CL. The latest version is available at: <http://hfag.phys.ntu.edu.tw/b2charm/00206.html>

Mode	PDG 2006	Belle	BABAR	CDF	Average
$\frac{\mathcal{B}(\bar{B}^0 \rightarrow D^+ K^-)}{\mathcal{B}(\bar{B}^0 \rightarrow D^+ \pi^-)}$	$0.07 \pm 0.02$	$0.068 \pm 0.015 \pm 0.007$			$0.07 \pm 0.02$
$\frac{\mathcal{B}(\bar{B}^0 \rightarrow D^{*+}(2010)K^-)}{\mathcal{B}(\bar{B}^0 \rightarrow D^{*+}(2010)\pi^-)}$	$0.07 \pm 0.02$	$0.074 \pm 0.015 \pm 0.006$	$0.078 \pm 0.003 \pm 0.003$		$0.077 \pm 0.004$
$\frac{\mathcal{B}(\bar{B}^0 \rightarrow D^{*+}(2010)\pi^-)}{\mathcal{B}(\bar{B}^0 \rightarrow D^{*0}\pi^-)}$			$0.77 \pm 0.22 \pm 0.29$		$0.77 \pm 0.36$
$\frac{\mathcal{B}(\bar{B}^0 \rightarrow D^+ \pi^-)}{\mathcal{B}(\bar{B}^0 \rightarrow D^{*+}(2010)\pi^-)}$			$0.99 \pm 0.11 \pm 0.08$		$0.99 \pm 0.14$
$\frac{\mathcal{B}(\bar{B}^0 \rightarrow D^+ \pi^-)}{\mathcal{B}(\bar{B}^0 \rightarrow D^0 \rho^0(770))}$		$1.60 \pm 0.80$			$1.60 \pm 0.80$
$\frac{\mathcal{B}(\bar{B}^0 \rightarrow D^0 \omega(782))}{\mathcal{B}(\bar{B}^0 \rightarrow D^+ \mu^- \bar{\nu}_\mu)}$				$9.80 \pm 1.00 \pm 0.60 \pm 1.20$	$9.8 \pm 1.7$
$\frac{\mathcal{B}(\bar{B}^0 \rightarrow D^+ \pi^-)}{\mathcal{B}(\bar{B}^0 \rightarrow D^{*+}(2010)\mu^- \bar{\nu}_\mu)}$				$17.70 \pm 2.30 \pm 0.60 \pm 1.20$	$17.7 \pm 2.7$
$\frac{\mathcal{B}(\bar{B}^0 \rightarrow D^+ \pi^-)}{\mathcal{B}(\bar{B}^0 \rightarrow D^{*+}(2010)\pi^-)}$					

Table 106: Branching fractions of neutral B modes producing a single  $D^*$  or  $D^{**}$  meson in units of  $10^{-4}$ , upper limits are at 90% CL. The latest version is available at: <http://hfag.phys.ntu.edu.tw/b2charm/00207.html>

Mode	PDG 2006	Belle	BABAR	CDF	Average
$D^{*0}(2007)\bar{K}^0$	< 0.66	< 0.66	$0.45 \pm 0.19 \pm 0.05$ <sup>2</sup> $0.36 \pm 0.12 \pm 0.03$ <sup>1</sup>		$0.36 \pm 0.12$
$\bar{D}^{*0}(2007)\bar{K}^{*0}(892)$	< 0.40	< 0.40			< 0.40
$D^{*0}(2007)\bar{K}^{*0}(892)$	< 0.69	< 0.69			< 0.69
$D^{*0}(2007)\eta'(958)$	$1.23 \pm 0.35$	$1.21 \pm 0.34 \pm 0.22$	< 2.6		$1.21 \pm 0.40$
$D^{*0}(2007)\pi^0$	$2.70 \pm 0.50$	$1.39 \pm 0.18 \pm 0.26$	$2.90 \pm 0.40 \pm 0.46 \pm 0.19$		<b><math>1.69 \pm 0.28</math></b>
$D^{*0}(2007)\eta$	$2.60 \pm 0.60$	$1.40 \pm 0.28 \pm 0.26$	$2.60 \pm 0.40 \pm 0.37 \pm 0.16$		<b><math>1.77 \pm 0.32</math></b>
$f_2(1270)D^{*0}(2007)$		$1.86 \pm 0.65 \pm 0.60 \pm_{0.52}^{0.80}$			$1.9 \pm_{1.0}^{1.2}$
$D^{*+}(2010)K^-$	$2.14 \pm 0.20$	$2.04 \pm 0.41 \pm 0.17 \pm 0.16$			$2.04 \pm 0.47$
$D^{*0}(2007)\omega(782)$	$4.2 \pm 1.1$	$2.29 \pm 0.39 \pm 0.40$	$4.20 \pm 0.70 \pm 0.86 \pm 0.27$		<b><math>2.66 \pm 0.50</math></b>
$D^{*+}(2010)K^0\pi^-$	$3.00 \pm 0.80$		$3.00 \pm 0.70 \pm 0.22 \pm 0.20$		$3.00 \pm 0.76$
$D^{*+}(2010)K^{*-}(892)$	$3.30 \pm 0.60$		$3.20 \pm 0.60 \pm 0.27 \pm 0.12$		$3.20 \pm 0.67$
$D^{*0}(2007)\rho^0(770)$	< 5.1	$3.73 \pm 0.87 \pm 0.46 \pm_{0.08}^{0.18}$ <sup>4</sup> < 5.1 <sup>3</sup>			$3.73 \pm 0.99$
$D^{*+}(2010)K^-K^0$	< 4.7	< 4.7			< 4.7
$D^{*0}(2007)\pi^+\pi^-$	$6.2 \pm 2.2$	$6.2 \pm 1.2 \pm 1.8$ <sup>3</sup> $10.90 \pm 0.80 \pm 1.60$ <sup>4</sup>			$9.0 \pm 1.4$
$D^{*+}(2010)K^-K^{*0}(892)$	$12.9 \pm 3.3$	$12.9 \pm 2.2 \pm 2.5$			$12.9 \pm 3.3$
$D^{**0}\pi^-$			$23.4 \pm 6.5 \pm 8.8$		<b><math>23 \pm 11</math></b>
$D^{*0}(2007)\pi^-\pi^+\pi^-\pi^+$	$27.0 \pm 5.0$	$26.0 \pm 4.7 \pm 3.7$			$26.0 \pm 6.0$
$D^{*+}(2010)\pi^-$	$27.6 \pm 2.1$	$23.00 \pm 0.60 \pm 1.90$	$27.90 \pm 0.80 \pm 1.70 \pm 0.05$ <sup>6</sup> $29.9 \pm 2.3 \pm 2.4$ <sup>5</sup>		<b><math>26.2 \pm 1.3</math></b>
$D^{*+}(2010)\omega(782)\pi^-$			$28.8 \pm 2.1 \pm 2.8 \pm 1.4$		$28.8 \pm 3.8$
$D^{*+}(2010)\pi^-\pi^+\pi^-\pi^+\pi^-$		$47.2 \pm 5.9 \pm 7.1$			$47.2 \pm 9.2$
$D^{*+}(2010)\pi^-\pi^+\pi^-$	$76 \pm 18$	$68.1 \pm 2.3 \pm 7.2$			$68.1 \pm 7.6$

<sup>1</sup> A study of the  $\bar{B}^0 \rightarrow D^{(*)0}K^{(*)0}$  decays (226M  $B\bar{B}$  pairs) ;  $\bar{B}^0 \rightarrow D^{*0}\bar{K}^0$

<sup>2</sup> A study of the  $B^0 \rightarrow D^{(*)0}K^{(*)0}$  decays (124M  $B\bar{B}$  pairs) ;  $B \rightarrow D^{*0}\bar{K}^0$

<sup>3</sup> Study of  $\bar{B}^0 \rightarrow D^{(*)0}\pi^+\pi^-$  Decays (31.3M  $B\bar{B}$  pairs)

<sup>4</sup> Study of  $\bar{B}^0 \rightarrow D^{(*)0}\pi^+\pi^-$  decays ; Dalitz fit analysis (152M  $B\bar{B}$  pairs)

<sup>5</sup> Measurement of the Absolute Branching Fractions  $B \rightarrow D^{(**)}\pi$  with a Missing Mass method (231M  $B\bar{B}$  pairs) ;  $\bar{B}^0 \rightarrow D^{*+}\pi^-$

<sup>6</sup> Branching fraction measurements and isospin analyses for  $\bar{B} \rightarrow D^{(*)}\pi^-$  decays (65M  $B\bar{B}$  pairs) ;  $\bar{B}^0 \rightarrow D^{*+}\pi^-$



Table 107: Branching fractions of neutral B modes producing a single D meson in units of  $10^{-4}$ , upper limits are at 90% CL. The latest version is available at: <http://hfag.phys.ntu.edu.tw/b2charm/00208.html>

Mode	PDG 2006	Belle	BABAR	CDF	Average
$\overline{D}^0 \overline{K}^{*0}$ (892)	< 0.180	< 0.180	< 0.41 <sup>2c</sup> < 0.110 <sup>1c</sup>		< 0.110
$\overline{D}^0 K^- \pi^+$	< 0.190		< 0.190		< 0.190
$D^0 \overline{K}^{*0}$ (892)	$0.53 \pm 0.08$	$0.48 \pm_{0.10}^{0.11} \pm 0.05$	$0.62 \pm 0.14 \pm 0.06$ <sup>2b</sup> $0.40 \pm 0.07 \pm 0.03$ <sup>1b</sup>		$0.42 \pm 0.06$
$D^0 \overline{K}^0$	$0.50 \pm 0.14$	$0.50 \pm_{0.12}^{0.13} \pm 0.06$	$0.62 \pm 0.12 \pm 0.04$ <sup>2a</sup> $0.53 \pm 0.07 \pm 0.03$ <sup>1a</sup>		$0.52 \pm 0.07$
$D^0 K^- \pi^+$	$0.88 \pm 0.17$		$0.88 \pm 0.15 \pm 0.09$		$0.88 \pm 0.17$
$D^0 \eta'(958)$	$1.25 \pm 0.23$	$1.14 \pm 0.20 \pm_{0.13}^{0.10}$	$1.70 \pm 0.40 \pm 0.18 \pm 0.10$		$1.26 \pm 0.21$
$f_2(1270) D^0$		$1.95 \pm 0.34 \pm 0.38 \pm_{0.02}^{0.32}$			$1.95 \pm_{0.51}^{0.60}$
$D^0 \eta$	$2.20 \pm 0.50$	$1.77 \pm 0.16 \pm 0.21$	$2.50 \pm 0.20 \pm 0.29 \pm 0.11$		<b><math>2.02 \pm 0.21</math></b>
$D^+ K^-$	$2.00 \pm 0.60$	$2.04 \pm 0.45 \pm 0.21 \pm 0.27$			$2.04 \pm 0.57$
$D^0 \omega(782)$	$2.50 \pm 0.60$	$2.37 \pm 0.23 \pm 0.28$	$3.00 \pm 0.30 \pm 0.38 \pm 0.13$		<b><math>2.59 \pm 0.29</math></b>
$D^0 \pi^0$	$2.91 \pm 0.28$	$2.25 \pm 0.14 \pm 0.35$	$2.90 \pm 0.20 \pm 0.27 \pm 0.13$		<b><math>2.59 \pm 0.26</math></b>
$D^0 \rho^0(770)$	$2.9 \pm 1.1$	$2.90 \pm 1.00 \pm 0.40$ <sup>3</sup> $2.91 \pm 0.28 \pm 0.33 \pm_{0.54}^{0.98}$ <sup>4</sup>			$2.91 \pm_{0.40}^{0.58}$
$D^+ K^- K^0$	< 3.1	< 3.1			< 3.1
$D^+ K^{*-}$ (892)	$4.50 \pm 0.70$		$4.60 \pm 0.60 \pm 0.47 \pm 0.16$		$4.60 \pm 0.78$
$D^+ K^0 \pi^-$	$4.90 \pm 0.90$		$4.90 \pm 0.70 \pm 0.38 \pm 0.32$		$4.90 \pm 0.86$
$D^+ K^- K^{*0}$ (892)	$8.8 \pm 1.9$	$8.8 \pm 1.1 \pm 1.5$			$8.8 \pm 1.9$
$D^0 \pi^+ \pi^-$	$8.0 \pm 1.6$	$8.00 \pm 0.60 \pm 1.50$ <sup>3</sup> $10.70 \pm 0.60 \pm 1.00$ <sup>4</sup>			$9.78 \pm 0.95$
$D^+ \pi^-$	$34.0 \pm 9.0$		$25.50 \pm 0.50 \pm 1.60 \pm 0.10$ <sup>6</sup> $30.3 \pm 2.3 \pm 2.3$ <sup>5</sup>		<b><math>26.5 \pm 1.5</math></b>

<sup>1</sup> A study of the  $\overline{B}^0 \rightarrow D^{(*)0} K^{(*)0}$  decays (226M  $B\overline{B}$  pairs) ; <sup>1a</sup>  $\overline{B}^0 \rightarrow D^0 \overline{K}^0$  ; <sup>1b</sup>  $\overline{B}^0 \rightarrow D^0 \overline{K}^{*0}$  ; <sup>1c</sup>  $\overline{B}^0 \rightarrow \overline{D}^0 \overline{K}^{*0}$

<sup>2</sup> A study of the  $\overline{B}^0 \rightarrow D^{(*)0} K^{(*)0}$  decays (124M  $B\overline{B}$  pairs) ; <sup>2a</sup>  $B \rightarrow D^0 \overline{K}^0$  ; <sup>2b</sup>  $\overline{B}^0 \rightarrow D^0 K^{*0}$  ; <sup>2c</sup>  $\overline{B}^0 \rightarrow \overline{D}^0 \overline{K}^{*0}$

<sup>3</sup> Study of  $\overline{B}^0 \rightarrow D^{(*)0} \pi^+ \pi^-$  Decays (31.3M  $B\overline{B}$  pairs)

<sup>4</sup> Study of  $\overline{B}^0 \rightarrow D^{(*)0} \pi^+ \pi^-$  decays ; Dalitz fit analysis (152M  $B\overline{B}$  pairs)

<sup>5</sup> Measurement of the Absolute Branching Fractions  $B \rightarrow D^{(*,**) } \pi$  with a Missing Mass method (231M  $B\overline{B}$  pairs) ;  $\overline{B}^0 \rightarrow D^+ \pi^-$

<sup>6</sup> Branching fraction measurements and isospin analyses for  $\overline{B} \rightarrow D^{(*)} \pi^-$  decays (65M  $B\overline{B}$  pairs) ;  $\overline{B}^0 \rightarrow D^+ \pi^-$

Table 108: Product branching fractions of neutral B modes producing a single D meson in units of  $10^{-5}$ , upper limits are at 90% CL. The latest version is available at: <http://hfag.phys.ntu.edu.tw/b2charm/00208.html>

Mode	PDG 2006	Belle	<i>BABAR</i>	CDF	Average
$D^0 \overline{K}^{*0} (892) [K^- \pi^+]$			$3.80 \pm 0.60 \pm 0.40$		$3.80 \pm 0.72$

Table 109: Branching fractions of miscellaneous modes producing charmed particles in units of  $10^{-3}$ , upper limits are at 90% CL. The latest version is available at: <http://hfag.phys.ntu.edu.tw/b2charm/00300.html>

Mode	PDG 2006	Belle	BABAR	CDF	Average
$\mathcal{B}(B \rightarrow D^0 \bar{D}^0 \pi^0 K)$		$0.13 \pm 0.03 \pm_{0.04}^{0.02}$			<b><math>0.13 \pm 0.04</math></b>
$\mathcal{B}(\bar{\Lambda}_b^0 \rightarrow J/\psi(1S) \bar{\Lambda})$	$0.47 \pm 0.28$			$0.47 \pm 0.21 \pm 0.19$	$0.47 \pm 0.28$
$\mathcal{B}(\bar{D}^0 \rightarrow D^{*0}(2007) D^-)$			$0.63 \pm 0.14 \pm 0.08 \pm 0.06$		$0.63 \pm 0.17$
$\mathcal{B}(\bar{B}_s^0 \rightarrow J/\psi(1S) \phi(1020))$	$0.93 \pm 0.33$			$0.93 \pm 0.28 \pm 0.17$	$0.93 \pm 0.33$

Table 110: Product branching fractions of miscellaneous modes producing charmed particles in units of  $10^{-5}$ , upper limits are at 90% CL. The latest version is available at: <http://hfag.phys.ntu.edu.tw/b2charm/00300.html>

Mode	PDG 2006	Belle	BABAR	CDF	Average
$\mathcal{B}(B \rightarrow KY(3940)[\omega(782)J/\psi(1S)])$	$7.1 \pm 3.4$	$7.1 \pm 1.3 \pm 3.1$			$7.1 \pm 3.4$

Table 111: Ratios of branching fractions of miscellaneous modes producing charmed particles in units of  $10^0$ , upper limits are at 90% CL. The latest version is available at: <http://hfag.phys.ntu.edu.tw/b2charm/00300.html>

Mode	PDG 2006	Belle	BABAR	CDF	Average
$\frac{\mathcal{B}(\bar{B}_s^0 \rightarrow D_s^+ K^-)}{\mathcal{B}(\bar{B}_s^0 \rightarrow D_s^+ \pi^-)}$				$0.107 \pm 0.019 \pm 0.008$	<b><math>0.11 \pm 0.02</math></b>
$\frac{\mathcal{B}(\bar{B}_s^0 \rightarrow \psi(2S) \phi(1020))}{\mathcal{B}(\bar{B}_s^0 \rightarrow J/\psi(1S) \phi(1020))}$				$0.52 \pm 0.13 \pm 0.07$	$0.52 \pm 0.15$
$\frac{\mathcal{B}(\bar{B}_s^0 \rightarrow D_s^+ \pi^+ \pi^- \pi^-)}{\mathcal{B}(\bar{B}^0 \rightarrow D^+ \pi^+ \pi^- \pi^-)}$				$1.05 \pm 0.10 \pm 0.22$	$1.05 \pm 0.24$
$\frac{\mathcal{B}(\bar{B}_s^0 \rightarrow D_s^+ \pi^-)}{\mathcal{B}(\bar{B}^0 \rightarrow D^+ \pi^-)}$				$1.13 \pm 0.08 \pm 0.05 \pm 0.15$	$1.13 \pm 0.18$
$\frac{\mathcal{B}(\bar{B}_s^0 \rightarrow D_s^- D_s^+)}{\mathcal{B}(\bar{B}^0 \rightarrow D_s^- D^+)}$				$1.67 \pm 0.41 \pm 0.12 \pm 0.46$	$1.67 \pm 0.63$
$\frac{\mathcal{B}(\bar{\Lambda}_b^0 \rightarrow \Lambda_c^- \pi^+)}{\mathcal{B}(\bar{B}^0 \rightarrow D^+ \pi^-)}$				$3.30 \pm 0.30 \pm 0.40 \pm 1.10$	$3.3 \pm 1.2$
$\frac{\mathcal{B}(\bar{\Lambda}_b^0 \rightarrow \Lambda_c^- \mu^+ \nu_\mu)}{\mathcal{B}(\bar{\Lambda}_b^0 \rightarrow \Lambda_c^- \pi^+)}$				$20.00 \pm 3.00 \pm 1.20 \pm_{2.20}^{0.90}$	$20.0 \pm_{3.9}^{3.4}$

Table 112: Miscellaneous quantities of miscellaneous modes producing charmed particles in units of  $10^0$ , upper limits are at 90% CL. The latest version is available at: <http://hfag.phys.ntu.edu.tw/b2charm/00300.html>

Mode	PDG 2006	Belle	BABAR	CDF	Average
$\delta_{\parallel}(B \rightarrow J/\psi(1S)K^*)$		$-2.887 \pm 0.090 \pm 0.008$	$-2.93 \pm 0.08 \pm 0.04$		$-2.91 \pm 0.06$
$\delta_{\parallel}(B \rightarrow \psi(2S)K^*)$			$-2.80 \pm 0.40 \pm 0.10$		$-2.80 \pm 0.41$
$\delta_{\parallel}(B \rightarrow \chi_{c1}(1P)K^*)$			$0.00 \pm 0.30 \pm 0.10$		$0.00 \pm 0.32$
$ \mathcal{A}_{\perp} ^2(B \rightarrow \chi_{c1}(1P)K^*)$			$0.03 \pm 0.04 \pm 0.02$		$0.03 \pm 0.04$
$ \mathcal{A}_{\parallel} ^2(B \rightarrow \chi_{c1}(1P)K^*)$			$0.20 \pm 0.07 \pm 0.04$		$0.20 \pm 0.08$
$ \mathcal{A}_{\perp} ^2(B \rightarrow J/\psi(1S)K^*)$		$0.195 \pm 0.012 \pm 0.008$	$0.233 \pm 0.010 \pm 0.005$		$0.219 \pm 0.009$
$ \mathcal{A}_{\parallel} ^2(B \rightarrow J/\psi(1S)K^*)$		$0.231 \pm 0.012 \pm 0.008$	$0.211 \pm 0.010 \pm 0.006$		$0.219 \pm 0.009$
$ \mathcal{A}_{\parallel} ^2(B \rightarrow \psi(2S)K^*)$			$0.22 \pm 0.06 \pm 0.02$		$0.22 \pm 0.06$
$ \mathcal{A}_{\perp} ^2(B \rightarrow \psi(2S)K^*)$			$0.30 \pm 0.06 \pm 0.02$		$0.30 \pm 0.06$
$ \mathcal{A}_0 ^2(B \rightarrow \psi(2S)K^*)$			$0.48 \pm 0.05 \pm 0.02$		$0.48 \pm 0.05$
$ \mathcal{A}_0 ^2(B \rightarrow J/\psi(1S)K^*)$		$0.574 \pm 0.012 \pm 0.009$	$0.556 \pm 0.009 \pm 0.010$		$0.56 \pm 0.01$
$ \mathcal{A}_0 ^2(B \rightarrow \chi_{c1}(1P)K^*)$			$0.77 \pm 0.07 \pm 0.04$		$0.77 \pm 0.08$
$\delta_{\perp}(B \rightarrow \psi(2S)K^*)$			$2.80 \pm 0.30 \pm 0.10$		$2.80 \pm 0.32$
$\delta_{\perp}(B \rightarrow J/\psi(1S)K^*)$		$2.938 \pm 0.064 \pm 0.010$	$2.91 \pm 0.05 \pm 0.03$		$2.92 \pm 0.04$

## 7 $B$ decays to charmless final states

The aim of this section is to provide the branching fractions and the partial rate asymmetries ( $A_{CP}$ ) of charmless  $B$  decays. The asymmetry is defined as  $A_{CP} = \frac{N_{\bar{B}} - N_B}{N_{\bar{B}} + N_B}$ , where  $N_{\bar{B}}$  and  $N_B$  are respectively number of  $\bar{B}^0/B^-$  and  $B^0/B^+$  decaying into a specific final state. Four different  $B$  decay categories are considered: charmless mesonic, baryonic, radiative and leptonic. Measurements supported with written documents are accepted in the averages; written documents could be journal papers, conference contributed papers, preprints or conference proceedings. Results from  $A_{CP}$  measurements obtained from time dependent analyses are listed and described in Sec. 4. Measurements of charmful baryonic  $B$  decays, which were included in our previous averages [4], are now shown in Section 7, which deals with  $B$  decays to charm.

So far all branching fractions assume equal production of charged and neutral  $B$  pairs. The best measurements to date show that this is still a good approximation (see Sec. 3). For branching fractions, we provide either averages or the most stringent 90% confidence level upper limits. If one or more experiments have measurements with  $>4\sigma$  for a decay channel, all available central values for that channel are used in the averaging. We also give central values and errors for cases where the significance of the average value is at least  $3\sigma$ , even if no single measurement is above  $4\sigma$ . Since a few decay modes are sensitive to the contribution of new physics and the current experimental upper limits are not far from the Standard Model expectation, we provide the combined upper limits or averages in these cases. Their upper limits can be estimated assuming that the errors are Gaussian. For  $A_{CP}$  we provide averages in all cases.

Our averaging is performed by maximizing the likelihood,  $\mathcal{L} = \prod_i \mathcal{P}_i(x)$ , where  $\mathcal{P}_i$  is the probability density function (PDF) of the  $i$ th measurement, and  $x$  is the branching fraction or  $A_{CP}$ . The PDF is modeled by an asymmetric Gaussian function with the measured central value as its mean and the quadratic sum of the statistical and systematic errors as the standard deviations. The experimental uncertainties are considered to be uncorrelated with each other when the averaging is performed. No error scaling is applied when the fit  $\chi^2$  is greater than 1 since we believe that tends to overestimate the errors except in cases of extreme disagreement (we have no such cases). One exception to consider the correlated systematic errors is the inclusive  $B \rightarrow X_s \gamma$  mode, which is sensitive to physics beyond the Standard Model. In this update, we have included new measurements from both Belle and BaBar to perform the average. The detail is described in Sec. 7.3.

At present, we have measurements of more than 350 decay modes, reported in more than 200 papers. Because the number of references is so large, we do not include them with the tables shown here but the full set of references is available quickly from active gifs at the “Winter 2008” link on the rare web page: <http://www.slac.stanford.edu/xorg/hfag/rare/index.html>. Finally many new measurements on the scalar-tensor and vector-tensor decays and direct  $CP$  asymmetry on  $B_s^0 \rightarrow K^+ \pi^-$  are included for the first time.

### 7.1 Mesonic charmless decays

Table 113: Branching fractions (BF) of charmless mesonic  $B^+$  decays with kaons (in units of  $\times 10^6$ ). Upper limits are at 90% CL. Values in red (blue) are new published (preliminary) results since PDG2006 [as of April 15, 2008].

RPP#	Mode	PDG2006 Avg.	BABAR	Belle	CLEO	CDF	New avg.
182	$K^0\pi^+$	$24.1 \pm 1.7$	$23.9 \pm 1.1 \pm 1.0$	$22.8^{+0.8}_{-0.7} \pm 1.3$	$18.8^{+3.7+2.1}_{-3.3-1.8}$		$23.1 \pm 1.0$
183	$K^+\pi^0$	$12.1 \pm 0.8$	$13.6 \pm 0.6 \pm 0.7$	$12.4 \pm 0.5 \pm 0.6$	$12.9^{+2.4+1.2}_{-2.2-1.1}$		$12.9 \pm 0.6$
184	$\eta'K^+$	$70.5 \pm 3.5$	$70.0 \pm 1.5 \pm 2.8$	$69.2 \pm 2.2 \pm 3.7$	$80^{+10}_{-9} \pm 7$		$70.2 \pm 2.5$
185	$\eta'K^{*+}$	$< 14$	$4.9^{+1.9}_{-1.7} \pm 0.8$	$< 2.9$	$11.1^{+12.7}_{-8.0}$		$4.9^{+2.1}_{-1.9}$
186	$\eta K^+$	$2.6 \pm 0.6$	$3.7 \pm 0.4 \pm 0.1$	$1.9 \pm 0.3^{+0.2}_{-0.1}$	$2.2^{+2.8}_{-2.2}$		$2.7 \pm 0.3$
187	$\eta K^{*+}$	$26 \pm 4$	$18.9 \pm 1.8 \pm 1.3$	$19.3^{+2.0}_{-1.9} \pm 1.5$	$26.4^{+9.6}_{-8.2} \pm 3.3$		$19.3 \pm 1.6$
–	$\eta K_0^{*+}(1430)$	New	$15.8 \pm 2.2 \pm 2.2$				$15.8 \pm 3.1$
–	$\eta K_2^{*+}(1430)$	New	$9.1 \pm 2.7 \pm 1.4$				$9.1 \pm 3.0$
188	$\omega K^+$	$5.1 \pm 0.7$	$6.3 \pm 0.5 \pm 0.3$	$8.1 \pm 0.6 \pm 0.6$	$3.2^{+2.4}_{-1.9} \pm 0.8$		$6.7 \pm 0.5$
189	$\omega K^{*+}$	$< 7.4$	$< 3.4$		$< 87$		$< 3.4$
190	$a_0^+(980)K^0 \dagger$	$< 3.9$	$< 3.9$				$< 3.9$
191	$a_0^0(980)K^+ \dagger$	$< 2.5$	$< 2.5$				$< 2.5$
192	$K^{*0}\pi^+$	$11.6 \pm 1.9$	$10.8 \pm 0.6^{+1.1}_{-1.3}$	$9.7 \pm 0.6^{+0.8}_{-0.9}$	$7.6^{+3.5}_{-3.0} \pm 1.6$		$10.0 \pm 0.8$
193	$K^{*+}\pi^0$	$6.9 \pm 2.4$	$6.9 \pm 2.0 \pm 1.3$		$7.1^{+11.4}_{-7.1} \pm 1.0$		$6.9 \pm 2.3$
194	$K^+\pi^+\pi^-$	$56 \pm 9$	$54.4 \pm 1.1 \pm 4.6$	$48.8 \pm 1.1 \pm 3.6$			$51.0 \pm 3.0$
195	$K^+\pi^+\pi^-(NR)$	$3.1^{+1.0}_{-0.8}$	$9.3 \pm 1.0^{+6.8}_{-1.2}$	$16.9 \pm 1.3^{+1.7}_{-1.6}$	$< 28$		$16.3 \pm 2.0$
196	$f_0(980)K^+ \dagger$	$8.9 \pm 1.0$	$10.3 \pm 0.5^{+2.0}_{-1.3}$	$8.8 \pm 0.8^{+0.9}_{-1.8}$			$9.5 \pm 0.9$
197	$f_2(1270)K^+ \dagger$	$< 2.3$	$0.88 \pm 0.26^{+0.26}_{-0.21}$	$1.33 \pm 0.30^{+0.23}_{-0.34}$			$1.06^{+0.28}_{-0.29}$
198	$f_0(1370)K^+ \dagger$	$< 10.7$	$< 10.7$				$< 10.7$
199	$\rho^0(1450)K^+ \dagger$	$< 11.7$	$< 11.7$				$< 11.7$
200	$f_0(1500)K^+ \dagger$	$< 4.4$	$0.73 \pm 0.21 \pm 0.47$				$0.73 \pm 0.52$
201	$f_2'(1525)K^+ \dagger$	$< 3.4$	$< 3.4$	$< 4.9$			$< 3.4$
202	$K^+\rho^0$	$5.0^{+0.7}_{-0.8}$	$3.56 \pm 0.45^{+0.57}_{-0.46}$	$3.89 \pm 0.47^{+0.43}_{-0.41}$	$8.4^{+4.0}_{-3.4} \pm 1.8$		$3.81^{+0.48}_{-0.46}$
203	$K_0^{*0}(1430)\pi^+$	$38 \pm 5$	$32.0 \pm 1.2^{+10.8}_{-6.0}$	$51.6 \pm 1.7^{+7.0}_{-7.4}$			$45.2^{+6.2}_{-6.3}$
204	$K_2^{*0}(1430)\pi^+$	$< 6.9$	$5.6 \pm 1.2^{+1.8}_{-0.8}$	$< 6.9$			$5.6^{+2.2}_{-1.4}$
205	$K^{*0}(1410)\pi^+$	$< 45$		$< 45$			$< 45$
206	$K^{*0}(1680)\pi^+$	$< 12$	$< 15$	$< 12$			$< 12$
207	$K^-\pi^+\pi^+$	$< 1.8$	$< 1.8$	$< 4.5$			$< 1.8$
210	$K^0\pi^+\pi^0$	$< 66$			$< 66$		$< 66$
211	$K^0\rho^+$	$< 48$	$8.0^{+1.4}_{-1.3} \pm 0.6$		$< 48$		$8.0^{+1.5}_{-1.4}$
–	$K^{*+}\pi^+\pi^-$	New	$75.3 \pm 6.0 \pm 8.1$				$75.3 \pm 10.1$
213	$K^{*+}\rho^0$	$11 \pm 4$	$< 6.1$		$< 74$		$< 6.1$
–	$K^{*+}f_0(980) \dagger$	New	$5.2 \pm 1.2 \pm 0.5$				$5.2 \pm 1.3$
–	$a_1^+K^0$	New	$34.9 \pm 5.0 \pm 4.4$				$34.9 \pm 6.7$
–	$b_1^0K^+$	New	$9.1 \pm 1.7 \pm 1.0$				$9.1 \pm 2.0$
214	$K^{*0}\rho^+$	$8.9 \pm 2.1$	$9.6 \pm 1.7 \pm 1.5$	$8.9 \pm 1.7 \pm 1.2$			$9.2 \pm 1.5$
215	$K^{*+}\overline{K}^{*0}$	$< 71$			$< 71$		$< 71$
218	$K^+\overline{K}^0$	$1.20 \pm 0.32$	$1.61 \pm 0.44 \pm 0.09$	$1.22^{+0.33+0.13}_{-0.28-0.16}$	$< 3.3$		$1.36^{+0.29}_{-0.27}$
219	$K^+\overline{K}^0\pi^0$	$< 24$			$< 24$		$< 24$
220	$K^+K_S K_S$	$11.5 \pm 1.3$	$10.7 \pm 1.2 \pm 1.0$	$13.4 \pm 1.9 \pm 1.5$			$11.5 \pm 1.3$
221	$K_S K_S \pi^+$	$< 3.2$		$< 3.2$			$< 3.2$
222	$K^+K^-\pi^+$	$< 6.3$	$5.0 \pm 0.5 \pm 0.5$	$< 13$			$5.0 \pm 0.7$
224	$K^+K^+\pi^-$	$< 1.3$	$< 1.3$	$< 2.4$			$< 1.3$
226	$\overline{K}^{*0}K^+$	$< 5.3$	$< 1.1$		$< 5.3$		$< 1.1$
–	$\overline{K}_0^{*0}(1430)K^+$	New	$< 2.2$				$< 2.2$
228	$K^+K^-K^+$	$30.1 \pm 1.9$	$33.5 \pm 0.9 \pm 1.6$	$30.6 \pm 1.2 \pm 2.3$			$32.5 \pm 1.5$
229	$\phi K^+$	$9.0 \pm 0.8$	$8.4 \pm 0.7 \pm 0.7$	$9.60 \pm 0.92^{+1.05}_{-0.84}$	$5.5^{+2.1}_{-1.8} \pm 0.6$	$7.6 \pm 1.3 \pm 0.6$	$8.30 \pm 0.65$
231	$a_2 K^+ \dagger$	$< 1.1$		$< 1.1$			$< 1.1$
233	$\phi(1680)K^+ \dagger$	$< 0.8$		$< 0.8$			$< 0.8$
235	$K^{*+}K^+K^-$	$< 1600$	$36.2 \pm 3.3 \pm 3.6$				$36.2 \pm 4.9$
236	$\phi K^{*+}$	$9.6 \pm 3.0$	$11.2 \pm 1.0 \pm 0.9$	$6.7^{+2.1+0.7}_{-1.9-1.0}$	$10.6^{+6.4+1.8}_{-4.9-1.6}$		$10.0 \pm 1.1$
–	$\eta(1405)K^+ \dagger$	New	$< 1.2$				$< 1.2$
–	$\eta(1475)K^+ \dagger$	New	$13.8^{+1.8+1.0}_{-1.7-0.6}$				$13.8^{+2.1}_{-1.8}$
–	$\phi(1680)K^+ \dagger$	New	$< 3.4$				$< 3.4$
–	$f_1(1285)K^+ \dagger$	New	$< 2.0$				$< 2.0$
–	$\eta(1295)K^+ \dagger$	New	$< 4.0$				$< 4.0$
–	$f_1(1420)K^+ \dagger$	New	$< 2.9$				$< 2.9$
–	$K^{*+}\pi^+K^-$	New	$< 11.8$				$< 11.8$
–	$K^{*+}K^+\pi^-$	New	$< 6.1$				$< 6.1$
239	$\phi\phi K^+ \S$	$2.6^{+1.1}_{-0.9}$	$7.5 \pm 1.0 \pm 0.7$	$3.2^{+0.6}_{-0.5} \pm 0.3$			$4.2 \pm 0.6$
–	$\eta'\eta'K^+$	New	$< 25$				$< 25$

$\dagger$ Product BF - daughter BF taken to be 100%;  $\S M_{\phi\phi} < 2.85 \text{ GeV}/c^2$

Table 114: Branching Fractions (BF) of charmless mesonic  $B^+$  decays without kaons (in units of  $10^{-6}$ ). Upper limits are at 90% CL. Values in red (blue) are new published (preliminary) result since PDG2006 [as of April 15, 2008].

RPP#	Mode	PDG2006 Avg.	BABAR	Belle	CLEO	CDF	New avg.
254	$\pi^+\pi^0$	$5.5 \pm 0.6$	<b><math>5.02 \pm 0.46 \pm 0.29</math></b>	<b><math>6.5 \pm 0.4^{+0.4}_{-0.5}</math></b>	$4.6^{+1.8+0.6}_{-1.6-0.7}$		$5.59^{+0.41}_{-0.40}$
255	$\pi^+\pi^-\pi^+$	$16.2 \pm 1.2 \pm 0.9$	$16.2 \pm 1.2 \pm 0.9$				$16.2 \pm 1.5$
256	$\rho^0\pi^+$	$8.7 \pm 1.1$	$8.8 \pm 1.0^{+0.6}_{-0.9}$	$8.0^{+2.3}_{-2.0} \pm 0.7$	$10.4^{+3.3}_{-3.4} \pm 2.1$		$8.7^{+1.0}_{-1.1}$
257	$f_0(980)\pi^+ \dagger$	$< 3.0$	$< 3.0$				$< 3.0$
258	$f_2(1270)\pi^+$	$8.2 \pm 2.1 \pm 1.4$	$8.2 \pm 2.1 \pm 1.4$				$8.2 \pm 2.5$
259	$\rho^0(1450)\pi^+$	$< 2.3$	$< 2.3$				$< 2.3$
260	$f_0(1370)\pi^+$	$< 3.0$	$< 3.0$				$< 3.0$
261	$f_0(600)\pi^+$	$< 4.1$	$< 4.1$				$< 4.1$
262	$\pi^+\pi^-\pi^+(NR)$	$< 4.6$	$< 4.6$				$< 4.6$
264	$\rho^+\pi^0$	$12.0 \pm 1.9$	<b><math>10.2 \pm 1.4 \pm 0.9</math></b>	$13.2 \pm 2.3^{+1.4}_{-1.9}$	$< 43$		$10.9^{+1.4}_{-1.5}$
266	$\rho^+\rho^0$	$26 \pm 6$	<b><math>16.8 \pm 2.2 \pm 2.3</math></b>	$31.7 \pm 7.1^{+3.8}_{-6.7}$			$18.2 \pm 3.0$
–	$f_0(980)\rho^+ \dagger$	New	$< 1.9$				$< 1.9$
267	$a_1^+\pi^0$	$< 1700$	<b><math>26.4 \pm 5.4 \pm 4.1</math></b>				$26.4 \pm 6.8$
268	$a_1^0\pi^+$	$< 900$	<b><math>20.4 \pm 4.7 \pm 3.4</math></b>				$20.4 \pm 5.8$
–	$b_1^0\pi^+$	New	<b><math>6.7 \pm 1.7 \pm 1.0</math></b>				$6.7 \pm 2.0$
269	$\omega\pi^+$	$5.9 \pm 1.0$	<b><math>6.7 \pm 0.5 \pm 0.4</math></b>	<b><math>6.9 \pm 0.6 \pm 0.5</math></b>	$11.3^{+3.3}_{-2.9} \pm 1.4$		$6.9 \pm 0.5$
270	$\omega\rho^+$	$12.6 \pm 3.7^{+3.3}_{-1.6}$	<b><math>10.6 \pm 2.1^{+1.6}_{-1.0}</math></b>		$< 61$		$10.6^{+2.6}_{-2.3}$
271	$\eta\pi^+$	$4.9 \pm 0.5$	<b><math>5.0 \pm 0.5 \pm 0.3</math></b>	<b><math>4.2 \pm 0.4 \pm 0.2</math></b>	$1.2^{+2.8}_{-1.2}$		$4.4 \pm 0.4$
272	$\eta'\pi^+$	$4.0 \pm 0.9$	<b><math>3.9 \pm 0.7 \pm 0.3</math></b>	<b><math>1.8^{+0.7}_{-0.6} \pm 0.1</math></b>	$1.0^{+5.8}_{-1.0}$		$2.7^{+0.6}_{-0.5}$
273	$\eta'\rho^+$	$< 22$	<b><math>8.7^{+3.1+2.3}_{-2.8-1.3}</math></b>	$< 5.8$	$11.2^{+11.9}_{-7.0}$		$9.1^{+3.7}_{-2.8}$
274	$\eta\rho^+$	$8.4 \pm 1.9 \pm 1.1$	$8.4 \pm 1.9 \pm 1.1$	<b><math>4.1^{+1.4}_{-1.3} \pm 0.4</math></b>	$4.8^{+5.2}_{-3.8}$		$5.4 \pm 1.2$
275	$\phi\pi^+$	$< 0.41$	$< 0.24$		$< 5$		$< 0.24$
276	$\phi\rho^+$	$< 16$			$< 16$		$< 16$
277	$a_0^0(980)\pi^+ \dagger$	$< 5.8$	$< 5.8$				$< 5.8$
–	$a_0^+(980)\pi^0 \dagger$	New	<b><math>&lt; 1.4</math></b>				$< 1.4$

†Product BF - daughter BF taken to be 100%;





Table 116: Branching fractions of charmless mesonic  $B^0$  decays without kaons (in units of  $10^{-6}$ ). Upper limits are at 90% CL. Values in red (blue) are new published (preliminary) result since PDG2006 [as of April 15, 2008].

RPP#	Mode	PDG2006 Avg.	BABAR	Belle	CLEO	CDF	New avg.
229	$\pi^+\pi^-$	$4.6 \pm 0.4$	$5.5 \pm 0.4 \pm 0.3$	$5.1 \pm 0.2 \pm 0.2$	$4.5^{+1.4+0.5}_{-1.2-0.4}$	$5.10 \pm 0.33 \pm 0.36 \ddagger$	$5.16 \pm 0.22$
230	$\pi^0\pi^0$	$1.5 \pm 0.5$	$1.47 \pm 0.25 \pm 0.12$	$1.1 \pm 0.3 \pm 0.1$	$< 4.4$		$1.31 \pm 0.21$
231	$\eta\pi^0$	$< 2.5$	$< 1.3$	$< 2.5$	$< 2.9$		$< 1.3$
232	$\eta\eta$	$< 2.0$	$< 1.8$	$< 2.0$	$< 18$		$< 1.8$
233	$\eta'\pi^0$	$< 3.7$	$0.8^{+0.8}_{-0.6} \pm 0.1$	$2.8 \pm 1.0 \pm 0.3$	$0.0^{+1.8}_{-0.0}$		$1.5^{+0.7}_{-0.6}$
234	$\eta'\eta'$	$< 10$	$< 2.4$	$< 6.5$	$< 47$		$< 2.4$
235	$\eta'\eta$	$< 4.6$	$< 1.7$	$< 4.5$	$< 27$		$< 1.7$
236	$\eta'\rho^0$	$< 4.3$	$< 3.7$	$< 1.3$	$< 12$		$< 1.3$
–	$f_0(980)\eta'\ddagger$	New	$< 1.5$				$< 1.5$
237	$\eta\rho^0$	$< 1.5$	$< 1.5$	$< 1.9$	$< 10$		$< 1.5$
–	$f_0(980)\eta\ddagger$	New	$< 0.4$				$< 0.4$
238	$\omega\eta$	$< 1.9$	$< 1.9$		$< 12$		$< 1.9$
239	$\omega\eta'$	$< 2.8$	$< 2.8$	$< 2.2$	$< 60$		$< 2.2$
240	$\omega\rho^0$	$< 3.3$	$< 1.5$		$< 11$		$< 1.5$
–	$f_0(980)\omega\ddagger$	New	$< 1.5$				$< 1.5$
241	$\omega\omega$	$< 19$	$< 4.0$		$< 19$		$< 4.0$
242	$\phi\pi^0$	$< 1$	$< 0.28$		$< 5$		$< 0.28$
243	$\phi\eta$	$< 1$	$< 0.6$		$< 9$		$< 0.6$
244	$\phi\eta'$	$< 4.5$	$< 1.0$	$< 0.5$	$< 31$		$< 0.5$
245	$\phi\rho^0$	$< 13$			$< 13$		$< 13$
246	$\omega\phi$	$< 21$	$< 1.2$		$< 21$		$< 1.2$
247	$\phi\phi$	$< 1.5$	$< 1.5$		$< 12$		$< 1.5$
248	$a_0^\mp(980)\pi^\pm\ddagger$	$< 5.1$	$< 3.1$				$< 3.1$
–	$a_0^\mp(1450)\pi^\pm\ddagger$	New	$< 2.3$				$< 2.3$
250	$\rho^0\pi^0$	$1.8 \pm 0.8$	$1.4 \pm 0.6 \pm 0.3$	$3.0 \pm 0.5 \pm 0.7$	$1.6^{+2.0}_{-1.4} \pm 0.8$		$2.0 \pm 0.5$
251	$\rho^\mp\pi^\pm$	$22.8 \pm 2.5$	$22.6 \pm 1.8 \pm 2.2$	$22.6 \pm 1.1 \pm 4.4$	$27.6^{+8.4}_{-7.4} \pm 4.2$		$23.0 \pm 2.3$
252	$\pi^+\pi^-\pi^+\pi^-$	$< 230$		$< 19.0$			$< 19.0$
253	$\rho^0\rho^0$	$< 1.1$	$0.84 \pm 0.29 \pm 0.17$	$0.4 \pm 0.4 \pm 0.2$	$< 18$		$0.68 \pm 0.27$
–	$\rho^0\pi^+\pi^-(NR)$	New		$< 11.9$			$< 11.9$
–	$f_0(980)\pi^+\pi^-(NR)$	New		$< 7.3$			$< 7.3$
–	$f_0(980)\rho^0\ddagger$	New	$< 0.53$	$< 0.6$			$< 0.53$
–	$f_0(980)f_0(980)\ddagger$	New	$< 0.16$	$< 0.4$			$< 0.16$
254	$a_1^\mp\pi^\pm$	$< 490$	$33.2 \pm 3.8 \pm 3.0$	$29.8 \pm 3.2 \pm 4.6$			$31.7 \pm 3.7$
–	$b_1^\pm\pi^\pm$	New	$10.9 \pm 1.2 \pm 0.9$				$10.9 \pm 1.5$
257	$\rho^+\rho^-$	$25 \pm 4$	$25.5 \pm 2.1^{+3.6}_{-3.9}$	$22.8 \pm 3.8^{+2.3}_{-2.6}$			$24.2^{+3.1}_{-3.2}$
259	$\omega\pi^0$	$< 1.2$	$< 1.2$	$< 2.0$	$< 5.5$		$< 1.2$
261	$a_1^\pm\rho^\mp$	$< 3400$	$< 61$				$< 61$

†Product BF - daughter BF taken to be 100%, ‡Relative BF converted to absolute BF

Table 117: Relative branching fractions of  $B^0 \rightarrow K^+K^-, K^+\pi^-, \pi^+\pi^-$ . Values in red (blue) are new published (preliminary) result since PDG2006 [as of March 15, 2007].

RPP#	Mode	PDG2006 Avg.	CDF	DØ	New avg.
179	$\mathcal{B}(B^0 \rightarrow K^+K^-)/\mathcal{B}(B^0 \rightarrow K^+\pi^-)$		$0.020 \pm 0.008 \pm 0.006$		$0.020 \pm 0.010$
229	$\mathcal{B}(B^0 \rightarrow \pi^+\pi^-)/\mathcal{B}(B^0 \rightarrow K^+\pi^-)$		$0.259 \pm 0.017 \pm 0.016$		$0.259 \pm 0.023$

## 7.2 Radiative and leptonic decays

Table 118: Branching fractions of semileptonic and radiative  $B^+$  decays (in units of  $10^{-6}$ ). Upper limits are at 90% CL. Values in red (blue) are new published (preliminary) result since PDG2006 [as of April 15, 2008].

RPP#	Mode	PDG2006 Avg.	BABAR	Belle	CLEO	CDF	New Avg.
240	$K^{*+}\gamma$	$40.3 \pm 2.6$	$38.7 \pm 2.8 \pm 2.6$	$42.5 \pm 3.1 \pm 2.4$	$37.6^{+8.9}_{-8.3} \pm 2.8$		$40.3 \pm 2.6$
241	$K_1^+(1270)\gamma$	$43 \pm 9 \pm 9$		$43 \pm 9 \pm 9$			$43 \pm 12$
242	$K^+\eta\gamma$	$8.4^{+1.5}_{-1.2} \pm 0.9$	<b><math>10.0 \pm 1.3 \pm 0.5</math></b>	$8.4^{+1.5}_{-1.2} \pm 0.9$			$9.4 \pm 1.1$
–	$K^+\eta'\gamma$	New	<b><math>&lt; 4.2</math></b>				<b><math>&lt; 4.2</math></b>
243	$K^+\phi\gamma$	$3.4 \pm 0.9 \pm 0.4$	<b><math>3.5 \pm 0.6 \pm 0.4</math></b>	$3.4 \pm 0.9 \pm 0.4$			$3.5 \pm 0.6$
244	$K^+\pi^-\pi^+\gamma$	$25.0 \pm 1.8 \pm 2.2$	<b><math>29.5 \pm 1.3 \pm 2.0</math></b> †	$25.0 \pm 1.8 \pm 2.2$ ‡			$27.6 \pm 1.8$
–	$K^0\pi^+\pi^0\gamma$	New	<b><math>45.6 \pm 4.2 \pm 3.1</math></b> †				$45.6 \pm 5.2$
245	$K^{*0}\pi^+\gamma$ §	$20^{+7}_{-6}$		$20^{+7}_{-6} \pm 2$			$20^{+7}_{-6}$
246	$K^+\rho^0\gamma$ §	$< 20$		$< 20$			$< 20$
247	$K^+\pi^-\pi^+\gamma$ (N.R.) §	$< 9.2$		$< 9.2$			$< 9.2$
248	$K_1^+(1400)\gamma$	$< 50$		$< 15$			$< 15$
249	$K_2^{*+}(1430)\gamma$	$14.5 \pm 4.0 \pm 1.5$	$14.5 \pm 4.0 \pm 1.5$				$14.5 \pm 4.3$
251	$K_3^{*+}(1780)\gamma$	$< 39$		$< 39$			$< 39$
253	$\rho^+\gamma$	$< 1.8$	<b><math>1.10^{+0.37}_{-0.33} \pm 0.09</math></b>	<b><math>0.86^{+0.30+0.07}_{-0.28-0.08}</math></b>	$< 13$		$0.96^{+0.24}_{-0.22}$
296	$p\bar{A}\gamma$	$2.16^{+0.58}_{-0.53} \pm 0.20$		<b><math>2.45^{+0.44}_{-0.38} \pm 0.22</math></b>			$2.45^{+0.49}_{-0.44}$
297	$p\bar{\Sigma}^0\gamma$	$< 4.6$		$< 4.6$			$< 4.6$
315	$\pi^+e^+e^-$	$< 3900$	<b><math>&lt; 0.18</math></b>	<b><math>&lt; 0.055</math></b>			$< 0.055$
316	$\pi^+\mu^+\mu^-$	$< 9100$	<b><math>&lt; 0.28</math></b>	<b><math>&lt; 0.051</math></b>			$< 0.051$
–	$\pi^+\ell^+\ell^-$	New	<b><math>&lt; 0.12</math></b>	<b><math>&lt; 0.037</math></b>			$< 0.037$
317	$\pi^+\nu\bar{\nu}$	$< 100$	$< 100$	<b><math>&lt; 170</math></b>			$< 100$
318	$K^+e^+e^-$	$0.80^{+0.22}_{-0.19}$	<b><math>0.42^{+0.12}_{-0.11} \pm 0.02</math></b>	$0.63^{+0.19}_{-0.17} \pm 0.03$	$< 2.4$		$0.49 \pm 0.10$
319	$K^+\mu^+\mu^-$	$0.34^{+0.19}_{-0.14}$	<b><math>0.31^{+0.15}_{-0.12} \pm 0.03</math></b>	$0.45^{+0.14}_{-0.12} \pm 0.03$	$< 3.68$	<b><math>0.60 \pm 0.15 \pm 0.04</math></b>	$0.45^{+0.09}_{-0.08}$
320	$K^+\ell^+\ell^-$	$0.53^{+0.11}_{-0.10} \pm 0.3$	<b><math>0.38^{+0.09}_{-0.08} \pm 0.02</math></b>				$0.38^{+0.09}_{-0.08}$
321	$K^+\nu\bar{\nu}$	$< 52$	$< 52$	<b><math>&lt; 14</math></b>	$< 240$		$< 14$
–	$\rho^+\nu\bar{\nu}$	New		<b><math>&lt; 150</math></b>			$< 150$
322	$K^{*+}e^+e^-$	$< 4.6$	<b><math>0.75^{+0.76}_{-0.65} \pm 0.38</math></b>	$2.02^{+1.27+0.23}_{-1.01-0.24}$			$1.23^{+0.69}_{-0.62}$
323	$K^{*+}\mu^+\mu^-$	$< 2.2$	<b><math>0.97^{+0.94}_{-0.69} \pm 0.14</math></b>	$0.65^{+0.69+0.14}_{-0.53-0.15}$			$0.78^{+0.56}_{-0.44}$
324	$K^{*+}\ell^+\ell^-$	$< 2.2$	<b><math>0.73^{+0.50}_{-0.42} \pm 0.21</math></b>				$0.73^{+0.54}_{-0.47}$
–	$K^{*+}\nu\bar{\nu}$	New		<b><math>&lt; 140</math></b>			$< 140$
327	$K^+e^+\mu^-$	$< 0.8$	<b><math>&lt; 0.09</math></b>				$< 0.09$
328	$K^+e^-\mu^+$	$< 6400$	<b><math>&lt; 0.13</math></b>				$< 0.13$
–	$K^+\tau^\pm\mu^\mp$	New	<b><math>&lt; 77</math></b>				$< 77$
329	$K^{*+}e^\pm\mu^\mp$	$< 7.9$	<b><math>&lt; 1.4</math></b>				$< 1.4$
330	$\pi^-e^+e^+$	$< 1.6$			$< 1.6$		$< 1.6$
331	$\pi^-\mu^+\mu^+$	$< 1.4$			$< 1.4$		$< 1.4$
332	$\pi^-e^+\mu^+$	$< 1.3$			$< 1.3$		$< 1.3$
333	$\rho^-e^+e^+$	$< 2.6$			$< 2.6$		$< 2.6$
334	$\rho^-\mu^+\mu^+$	$< 5.0$			$< 5.0$		$< 5.0$
335	$\rho^-e^+\mu^+$	$< 3.3$			$< 3.3$		$< 3.3$
336	$K^-e^+e^+$	$< 1.0$			$< 1.0$		$< 1.0$
337	$K^-\mu^+\mu^+$	$< 1.8$			$< 1.8$		$< 1.8$
338	$K^-e^+\mu^+$	$< 2.0$			$< 2.0$		$< 2.0$
339	$K^{*-}e^+e^+$	$< 2.8$			$< 2.8$		$< 2.8$
340	$K^{*-}\mu^+\mu^+$	$< 8.3$			$< 8.3$		$< 8.3$
341	$K^{*-}e^+\mu^+$	$< 4.4$			$< 4.4$		$< 4.4$
–	$\pi^+e^\pm\mu^\mp$	New	<b><math>&lt; 0.17</math></b>				$< 0.17$

†  $M_{K\pi\pi} < 1.8 \text{ GeV}/c^2$ ; ‡  $1.0 < M_{K\pi\pi} < 2.0 \text{ GeV}/c^2$ ; §  $M_{K\pi\pi} < 2.4 \text{ GeV}/c^2$

Table 119: Branching fractions of semileptonic and radiative  $B^0$  decays (in units of  $10^{-6}$ ). Upper limits are at 90% CL. Values in red (blue) are new published (preliminary) result since PDG2006 [as of April 15, 2008].

RPP#	Mode	PDG2006 Avg.	BABAR	Belle	CLEO	CDF	New Avg.
213	$K^{*0}\gamma$	$40.1 \pm 2.0$	$39.2 \pm 2.0 \pm 2.4$	$40.1 \pm 2.1 \pm 1.7$	$45.5^{+7.2}_{-6.8} \pm 3.4$		$40.1 \pm 2.0$
214	$K^0\eta\gamma$	$8.7^{+3.1+1.9}_{-2.7-1.6}$	$11.3^{+2.8}_{-2.6} \pm 0.6$	$8.7^{+3.1+1.9}_{-2.7-1.6}$			$10.3^{+2.3}_{-2.1}$
–	$K^0\eta'\gamma$	New	$< 6.6$				$< 6.6$
215	$K^0\phi\gamma$	$< 8.3$	$< 2.7$	$< 8.3$			$< 2.7$
216	$K^+\pi^-\gamma$ §	$4.6 \pm 1.4$		$4.6^{+1.3+0.5}_{-1.2-0.7}$			$4.6 \pm 1.4$
217	$K^{*0}(1410)\gamma$	$< 130$		$< 130$			$< 130$
218	$K^+\pi^-\gamma$ (N.R.) §	$< 2.6$		$< 2.6$			$< 2.6$
219	$K^0\pi^+\pi^-\gamma$	$24 \pm 4 \pm 3$	$18.5 \pm 2.1 \pm 1.2$ †	$24 \pm 4 \pm 3$ ‡			$19.5 \pm 2.2$
–	$K^+\pi^-\pi^0\gamma$	New	$40.7 \pm 2.2 \pm 3.1$ †				$40.7 \pm 3.8$
220	$K_1^0(1270)\gamma$	$< 58$		$< 58$			$< 58$
221	$K_1^0(1400)\gamma$	$< 15$		$< 15$			$< 15$
222	$K_2^{*0}(1430)\gamma$	$12.4 \pm 2.4$	$12.2 \pm 2.5 \pm 1.0$	$13 \pm 5 \pm 1$			$12.4 \pm 2.4$
224	$K_3^{*0}(1780)\gamma$	$< 83$		$< 83$			$< 83$
226	$\rho^0\gamma$	$< 0.4$	$0.79^{+0.22}_{-0.20} \pm 0.06$	$0.76 \pm 0.17 \pm 0.06$	$< 17$		$0.77 \pm 0.14$
227	$\omega\gamma$	$< 0.8$	$0.40^{+0.24}_{-0.20} \pm 0.05$	$0.42^{+0.20}_{-0.18} \pm 0.04$	$< 9.2$		$0.41^{+0.16}_{-0.14}$
228	$\phi\gamma$	$< 0.85$	$< 0.85$		$< 3.3$		$< 0.85$
–	$\pi^0 e^+ e^-$	New	$< 0.14$	$< 0.143$			$< 0.14$
–	$\pi^0 \mu^+ \mu^-$	New	$< 0.51$	$< 0.154$			$< 0.154$
–	$\pi^0 \ell^+ \ell^-$	New	$< 0.12$	$< 0.133$			$< 0.12$
–	$\pi^0 \nu \bar{\nu}$	New		$< 220$			$< 220$
293	$K^0 e^+ e^-$	$< 0.54$	$0.13^{+0.16}_{-0.11} \pm 0.02$	$0.00^{+0.20+0.02}_{-0.12-0.05}$	$< 8.45$		$0.09^{+0.12}_{-0.09}$
294	$K^0 \mu^+ \mu^-$	$0.20^{+0.13}_{-0.10}$	$0.59^{+0.33}_{-0.26} \pm 0.07$	$0.56^{+0.29}_{-0.23} \pm 0.05$	$< 6.64$		$0.57^{+0.22}_{-0.18}$
295	$K^0 \ell^+ \ell^-$	$< 0.68$	$0.29^{+0.16}_{-0.13} \pm 0.03$				$0.29^{+0.16}_{-0.13}$
–	$K^0 \nu \bar{\nu}$	New		$< 160$			$< 160$
–	$\rho^0 \nu \bar{\nu}$	New		$< 440$			$< 440$
296	$K^{*0} e^+ e^-$	$< 2.4$	$1.04^{+0.33}_{-0.29} \pm 0.11$	$1.29^{+0.57+0.13}_{-0.49-0.10}$			$1.11^{+0.30}_{-0.26}$
297	$K^{*0} \mu^+ \mu^-$	$1.22^{+0.38}_{-0.32}$	$0.87^{+0.38}_{-0.33} \pm 0.12$	$1.33^{+0.42}_{-0.37} \pm 0.11$		$0.82 \pm 0.31 \pm 0.10$	$0.98^{+0.22}_{-0.21}$
298	$K^{*0} \nu \bar{\nu}$	$< 1000$		$< 340$			$< 340$
299	$K^{*0} \ell^+ \ell^-$	$1.17 \pm 0.30$	$0.81^{+0.21}_{-0.19} \pm 0.09$				$0.81^{+0.23}_{-0.21}$
–	$\phi \nu \bar{\nu}$	New		$< 58$			$< 58$
–	$\pi^0 e^\pm \mu^\mp$	New	$< 0.14$				$< 0.14$
301	$K^0 e^\pm \mu^\pm$	$< 4.0$	$< 0.27$				$< 0.27$
302	$K^{*0} e^\pm \mu^\pm$	$< 3.4$	$< 0.58$				$< 0.58$

†  $M_{K\pi\pi} < 1.8 \text{ GeV}/c^2$ ; ‡  $1.0 < M_{K\pi\pi} < 2.0 \text{ GeV}/c^2$ ; §  $1.25 \text{ GeV}/c^2 < M_{K\pi} < 1.6 \text{ GeV}/c^2$

### 7.3 $B \rightarrow X_s \gamma$

The decay  $B \rightarrow X_s \gamma$  proceeds through a process of flavor changing neutral current. Since the charged Higgs or SUSY particles may contribute in the penguin loop, the branching fraction is sensitive to physics beyond the Standard Model. Experimentally, the branching fraction is measured using either a semi-inclusive or an inclusive approach. A minimum photon energy requirement is applied in the analysis and the branching fraction is corrected based on the theoretical model for the photon energy spectrum (shape function). In this average of the  $B \rightarrow X_s \gamma$  branching fraction, we still use the extrapolation factors [392] obtained by O. Buchmüller and H. Flächer and listed in Table 123. The extrapolation factors are defined as the ratios of the  $B \rightarrow X_s \gamma$  branching fractions with minimum photon energies above and at 1.6 GeV. The appropriate approach to average the experimental results is to first convert them according to the average extrapolation factors and then perform the average, assuming that the errors of the extrapolation factors are 100% correlated.

After releasing our average for 2006 [4], two more measurements on the  $B \rightarrow X_s \gamma$  branching fraction were available: the BaBar result [393] using full hadronic tags and the Belle inclusive

Table 120: Branching fractions of semileptonic and radiative  $B$  decays (in units of  $10^{-6}$ ). Upper limits are at 90% CL. Values in red (blue) are new published (preliminary) result since PDG2006 [as of April 15, 2008].

RPP#	Mode	PDG2006 Avg.	BABAR	Belle	CLEO	New Avg.
61	$K_2^*(1430)\gamma$	$1.7 \pm 0.6 \pm 0.1$			$1.7 \pm 0.6 \pm 0.1$	$1.7 \pm 0.6$
63	$K_3^*(1780)\gamma$	$< 37$		$< 2.8$		$< 2.8$
70	$s\gamma$	$343 \pm 29$	$327 \pm 18_{-41}^{+55}$	$325 \pm 16 \pm 24$	$321 \pm 43_{-29}^{+32}$	$352 \pm 23 \pm 9$
–	$s\gamma$ with baryons	New			$< 38 \uparrow$	$< 38 \uparrow$
74	$\rho\gamma$	$< 1.9$	$1.36_{-0.27}^{+0.29} \pm 0.10$	$1.19 \pm 0.24 \pm 0.12$	$< 14$	$1.27_{-0.19}^{+0.20}$
75	$\rho/\omega\gamma$	$< 1.2$	$1.25 \pm 0.25 \pm 0.09$	$1.13 \pm 0.20 \pm 0.11$	$< 14$	$1.18 \pm 0.17$
–	$K\eta\gamma$	New		$8.5_{-1.2}^{+1.3} \pm 0.9$		$8.5_{-1.5}^{+1.6}$
105	$se^+e^- \ddagger$	$4.7 \pm 1.3$	$6.0 \pm 1.7 \pm 1.3$	$4.0 \pm 1.3_{-0.8}^{+0.9}$	$< 57$	$4.7 \pm 1.3$
106	$s\mu^+\mu^-$	$4.3 \pm 1.2$	$5.0 \pm 2.8 \pm 1.2$	$4.1 \pm 1.1_{-0.8}^{+0.9}$	$< 58$	$4.3_{-1.2}^{+1.3}$
107	$s\ell^+\ell^- \ddagger$	$4.5 \pm 1.0$	$5.6 \pm 1.5 \pm 1.3$	$4.11 \pm 0.83_{-0.81}^{+0.85}$	$< 42$	$4.50_{-1.01}^{+1.03}$
–	$\pi\ell^+\ell^-$	New	$< 0.091$	$< 0.051$		$< 0.051$
108	$Ke^+e^-$	$0.60_{-0.12}^{+0.14}$	$0.33_{-0.08}^{+0.09} \pm 0.02$	$0.48_{-0.13}^{+0.15} \pm 0.03$		$0.38_{-0.07}^{+0.08}$
109	$K^*e^+e^-$	$1.24_{-0.32}^{+0.37}$	$0.97_{-0.27}^{+0.30} \pm 0.14$	$1.49_{-0.46-0.13}^{+0.52+0.11}$		$1.13_{-0.26}^{+0.28}$
110	$K\mu^+\mu^-$	$0.47_{-0.10}^{+0.11}$	$0.35_{-0.11}^{+0.13} \pm 0.03$	$0.48_{-0.11}^{+0.13} \pm 0.04$		$0.42_{-0.08}^{+0.09}$
111	$K^*\mu^+\mu^-$	$1.19_{-0.29}^{+0.34}$	$0.88_{-0.30}^{+0.35} \pm 0.12$	$1.17_{-0.31}^{+0.36} \pm 0.10$		$1.03_{-0.23}^{+0.26}$
112	$K\ell^+\ell^-$	$0.54 \pm 0.08$	$0.34 \pm 0.07 \pm 0.02$	$0.48_{-0.09}^{+0.10} \pm 0.03$	$< 1.7$	$0.39 \pm 0.06$
113	$K^*\ell^+\ell^-$	$1.05 \pm 0.20$	$0.78_{-0.17}^{+0.19} \pm 0.11$	$1.15_{-0.24}^{+0.26} \pm 0.08$	$< 3.3$	$0.94_{-0.16}^{+0.17}$
115	$\pi e^\pm\mu^\mp$	$< 1.6$	$< 0.092$		$< 1.6$	$< 0.092$
116	$\rho e^\pm\mu^\mp$	$< 3.2$			$< 3.2$	$< 3.2$
117	$Ke^\pm\mu^\mp$	$< 1.6$	$< 0.038$		$< 1.6$	$< 0.038$
118	$K^*e^\pm\mu^\mp$	$< 6.2$	$< 0.51$		$< 6.2$	$< 0.51$

$\ddagger E_\gamma > 2.0$  GeV;  $\ddagger M(\ell^+\ell^-) > 0.2$  GeV/ $c^2$

Table 121: Branching fractions of inclusive  $B$  decays (in units of  $10^{-6}$ ). Values in red (blue) are new published (preliminary) result since PDG2006 [as of April 15, 2008].

RPP#	Mode	PDG2006 Avg.	BABAR	Belle	CLEO	New Avg.
–	$K^+X$	New	$196_{-34-30}^{+37+31} \uparrow$			$196_{-45}^{+48}$
–	$K^0X$	New	$154_{-48-41}^{+55+55} \uparrow$			$154_{-63}^{+77}$

$\uparrow p^* > 2.34$  GeV

result [394] with a factor of five more data than the previous measurement. The former used a data sample orthogonal to the lepton tag sample for the early inclusive measurement. Therefore, the new BaBar result is included in the average while the Belle measurement supersedes their previous one. In the Belle new measurement, the  $B \rightarrow X_s\gamma$  branching fraction was obtained with various minimum photon energy requirement, 1.7 to 2.1 GeV. The study shows that there are clearly signal events with photon energy between 1.7 and 1.8 GeV. Although lowering  $E_\gamma$  to 1.7 GeV causes larger systematic error from the background, it will encourage a deeper understanding of the theory uncertainties, especially on those related to the extrapolation. Therefore, we choose the Belle measurement with the minimum photon energy at 1.7 GeV to compute the average.

The six experimental measurements selected for the average are shown in Table 124. They have provided in their papers either the  $B \rightarrow X_s\gamma$  branching fraction at a certain photon energy cut or the extrapolation factor used. Therefore we are able to convert them to the values at  $E_{\min} = 1.6$  GeV using the information in Table 123. The errors are, in order, statistical, systematic and shape-function systematic, except for the BABAR inclusive where there is a second systematic error (third quoted error) due to theoretical uncertainties. Moreover, in the

Table 122: Branching fractions of leptonic  $B$  decays (in units of  $10^{-6}$ ). Upper limits are at 90% CL. Values in red (blue) are new published (preliminary) result since PDG2006 [as of April 15, 2008].

RPP#	Mode	PDG2006 Avg.	BABAR	Belle	CLEO	CDF	DØ	New Avg.
15	$e^+\nu$	< 15	< 5.2	< 1.0	< 15			< 1.0
16	$\mu^+\nu$	< 6.6	< 5.6	< 1.7	< 21			< 1.7
17	$\tau^+\nu$	< 260	$120 \pm 40 \pm 36$	$179^{+56+46}_{-49-51}$	< 840			$141^{+43}_{-42}$
18	$e^+\nu_e\gamma$	< 200			< 200			< 200
19	$\mu^+\nu_\mu\gamma$	< 52			< 52			< 52
290	$\gamma\gamma$	< 0.62	< 1.7	< 0.62				< 0.62
291	$e^+e^-$	< 0.061	< 0.113	< 0.19	< 0.83			< 0.113
–	$e^+e^-\gamma$	New	< 0.12					< 0.12
292	$\mu^+\mu^-$	< 0.039	< 0.052	< 0.16	< 0.61	< 0.023		< 0.023
–	$\mu^+\mu^-\gamma$	New	< 0.16					< 0.16
–	$\tau^+\tau^-$	New	< 4100					< 4100
300	$e^\pm\mu^\mp$	< 0.17	< 0.092	< 0.17	< 1.5			< 0.092
303	$e^\pm\tau^\mp$	< 110	< 28		< 110			< 28
304	$\mu^\pm\tau^\mp$	< 38	< 22		< 38			< 22
305	$\nu\bar{\nu}$	< 220	< 220					< 220
306	$\nu\bar{\nu}\gamma$	< 47	< 47					< 47

Table 123: Extrapolation factor in various scheme with various minimum photon energy requirement (in GeV).

Scheme	$E_\gamma < 1.7$	$E_\gamma < 1.8$	$E_\gamma < 1.9$	$E_\gamma < 2.0$	$E_\gamma < 2.242$
Kinetic	$0.986 \pm 0.001$	$0.968 \pm 0.002$	$0.939 \pm 0.005$	$0.903 \pm 0.009$	$0.656 \pm 0.031$
Neubert SF	$0.982 \pm 0.002$	$0.962 \pm 0.004$	$0.930 \pm 0.008$	$0.888 \pm 0.014$	$0.665 \pm 0.035$
Kagan-Neubert	$0.988 \pm 0.002$	$0.970 \pm 0.005$	$0.940 \pm 0.009$	$0.892 \pm 0.014$	$0.643 \pm 0.033$
Average	$0.985 \pm 0.004$	$0.967 \pm 0.006$	$0.936 \pm 0.010$	$0.894 \pm 0.016$	$0.655 \pm 0.037$

four inclusive analyses a possible  $B \rightarrow X_d\gamma$  contamination has been considered according to the expectation of  $(4.0 \pm 0.4)\%$ . The central value is the same as used in our 2006 average but the uncertainty shrinks by a factor of four, due to better understanding of  $|V_{td}/V_{ts}|$  from the  $B_S\text{-}\bar{B}_S$  mixing and  $B \rightarrow \rho/\omega \gamma$  measurements. Compared to the other systematic uncertainties, the error that arises from the  $B \rightarrow X_d\gamma$  fraction is too small to be considered. We perform the average assuming that the systematic errors of the shape function are correlated, and the other systematic errors and the statistical errors are Gaussian and uncorrelated. The obtained average is  $\mathcal{B}(B \rightarrow X_s\gamma) = (352 \pm 23 \pm 9) \times 10^{-6}$  with a  $\chi^2/\text{DOF} = 1.00/5$ , where the errors are combined statistical and systematic and systematic due to the shape function. The second error is estimated to be the difference of the average after simultaneously varying the central value of each experimental result by  $\pm 1\sigma$ . Although a small fraction of events was used in both the semi-inclusive and inclusive analyses in the same experiment, we neglect their statistical correlations. Some other correlated systematic errors, such as photon detection and

the background suppression, are not considered in our new average.

Table 124: Reported branching fraction, minimum photon energy, branching fraction at minimum photon energy and converted branching fraction for the decay  $b \rightarrow s\gamma$ . All the branching fractions are in units of  $10^{-6}$ . See text for an explanation of the errors. The CLEO measurement on the branching fraction at  $E_{rmin}$  includes  $B \rightarrow X_d\gamma$  events. The last error of the Belle reported branching fraction in their inclusive analysis is the systematic uncertainty due to the boost of the  $\gamma$  energy from the center of mass frame to the  $B$  meson rest frame.

Mode	Reported $\mathcal{B}$	$E_{\min}$	$\mathcal{B}$ at $E_{\min}$	Modified $\mathcal{B}$ ( $E_{\min} = 1.6$ )
CLEO Inc. [395]	$321 \pm 43 \pm 27_{-10}^{+18}$	2.0	$306 \pm 41 \pm 26$	$329 \pm 44 \pm 28 \pm 6$
Belle Semi. [396]	$336 \pm 53 \pm 42_{-54}^{+50}$	2.24	—	$369 \pm 58 \pm 46_{-60}^{+56}$
BABAR Semi. [397]	$327 \pm 18_{-40-9}^{+55+4}$	1.9	$327 \pm 18_{-40-9}^{+55+4}$	$349 \pm 20_{-46-3}^{+59+4}$
BABAR Inc. [398]	—	1.9	$367 \pm 29 \pm 34 \pm 29$	$392 \pm 31 \pm 36 \pm 30 \pm 4$
BABAR Full [393]	$366 \pm 85 \pm 60$	1.9	$366 \pm 85 \pm 60$	$391 \pm 91 \pm 64 \pm 4$
Belle Inc. [394]	$332 \pm 16 \pm 37 \pm 1$	1.7	$332 \pm 16 \pm 37 \pm 1$	$337 \pm 16 \pm 38 \pm 1$

## 7.4 Baryonic decays

Table 125: Branching fractions of baryonic  $B^+$  decays (in units of  $10^{-6}$ ). Upper limits are at 90% CL. values in **red** (**blue**) are new **published** (**preliminary**) result since PDG2006 [as of April 15, 2008].

RPP#	Mode	PDG2006 Avg.	BABAR	Belle	CLEO	New Avg.
286	$p\bar{p}\pi^+$	$3.1_{-0.7}^{+0.8}$	$1.69 \pm 0.29 \pm 0.26 \dagger$	$1.68_{-0.22}^{+0.26} \pm 0.12 \ddagger$	< 160	$1.68_{-0.21}^{+0.23}$
289	$p\bar{p}K^+$	$5.6 \pm 1.0$	$6.7 \pm 0.5 \pm 0.4 \dagger$	$5.98_{-0.27}^{+0.29} \pm 0.39 \ddagger$		$6.24_{-0.38}^{+0.39}$
290	$\Theta^{++}\bar{p}^*$	< 0.091	< 0.09	< 0.091		< 0.09
291	$f_J(2221)K^+^*$	< 0.41		< 0.41		< 0.41
292	$p\bar{\Lambda}(1520)$	< 1.5	< 1.5			< 1.5
294	$p\bar{p}K^{*+}$	$10.3_{-2.8-1.7}^{+3.6+1.3}$	$5.3 \pm 1.5 \pm 1.3 \dagger$	$3.38_{-0.60}^{+0.73} \pm 0.39 \ddagger$		$3.64_{-0.70}^{+0.79}$
–	$f_J(2221)K^{*+}^*$	New	< 0.77			< 0.77
295	$p\bar{\Lambda}$	< 0.49		< 0.32	< 1.5	< 0.32
–	$p\bar{\Lambda}\pi^0$	New		$3.00_{-0.53}^{+0.61} \pm 0.33$		$3.00_{-0.62}^{+0.69}$
–	$p\bar{\Sigma}(1385)^0$	New		< 0.47		< 0.47
–	$\Delta^+\bar{\Lambda}$	New		< 0.82		< 0.82
299	$\Lambda\bar{\Lambda}\pi^+$	< 2.8		< 2.8 $\ddagger$		< 2.8 $\ddagger$
300	$\Lambda\bar{\Lambda}K^+$	$2.9_{-0.7}^{+0.9} \pm 0.4$		$2.9_{-0.7}^{+0.9} \pm 0.4 \ddagger$		$2.9_{-0.8}^{+1.0}$
301	$\bar{\Delta}^0 p$	< 380		< 1.42	< 380	< 1.42
302	$\Delta^{++}\bar{p}$	< 150		< 0.14	< 150	< 0.14

§Di-baryon mass is less than  $2.85 \text{ GeV}/c^2$ ; † Charmonium decays to  $p\bar{p}$  have been statistically subtracted.

‡ The charmonium mass region has been vetoed.

\* Product BF - daughter BF taken to be 100%:  $\Theta(1540)^{++} \rightarrow K^+ p$  (pentaquark candidate).

Table 126: Branching fractions of baryonic  $B^0$  decays (in units of  $10^{-6}$ ). Upper limits are at 90% CL. values in **red** (**blue**) are new **published** (**preliminary**) result since PDG2006 [as of April 15, 2008].

RPP#	Mode	PDG2006 Avg.	BABAR	Belle	CLEO	New Avg.
266	$p\bar{p}$	< 0.27	< 0.27	< 0.11	< 1.4	< 0.11
268	$p\bar{p}K^0$	$2.1_{-0.4}^{+0.6}$	$3.0 \pm 0.5 \pm 0.3 \dagger$	$2.51_{-0.29}^{+0.35} \pm 0.21 \ddagger$		$2.66_{-0.32}^{+0.34}$
269	$\Theta^+\bar{p}^*$	< 0.23	< 0.05	< 0.23		< 0.05
–	$f_J(2221)K^0^*$	New	< 0.45			< 0.45
270	$p\bar{p}K^{*0}$	< 7.6	$1.47 \pm 0.45 \pm 0.40 \dagger$	$1.18_{-0.25}^{+0.29} \pm 0.11 \ddagger$		$1.24_{-0.25}^{+0.28}$
–	$f_J(2221)K^{*0}^*$	New	< 0.15			< 0.15
271	$p\bar{\Lambda}\pi^-$	$2.6 \pm 0.5$	$3.30 \pm 0.53 \pm 0.31$	$3.23_{-0.29}^{+0.33} \pm 0.29$	< 13	$3.25_{-0.34}^{+0.36}$
–	$p\bar{\Sigma}(1385)^-$	New		< 0.26		< 0.26
–	$\Delta^0\bar{\Lambda}$	New		< 0.93		< 0.93
272	$p\bar{\Lambda}K^-$	< 0.82		< 0.82		< 0.82
273	$p\bar{\Sigma}^0\pi^-$	< 3.8		< 3.8		< 3.8
274	$\Lambda\bar{\Lambda}$	< 0.69		< 0.32	< 1.2	< 0.32

§Di-baryon mass is less than  $2.85 \text{ GeV}/c^2$ ; † Charmonium decays to  $p\bar{p}$  have been statistically subtracted. ‡ The charmonium mass region has been vetoed. \* Product BF - daughter BF taken to be 100%;  $\Theta(1540)^+ \rightarrow pK^0$  (pentaquark candidate).

## 7.5 $B_s$ decays

Table 127:  $B_s$  branching fractions (in units of  $10^{-6}$ ). Upper limits are at 90% CL. Values in red (blue) are new published (preliminary) result since PDG2006 [as of March 15, 2007].

RPP#	Mode	PDG2006 Avg.	Belle	CDF	D0	New Avg.
9	$\pi^+\pi^-$	< 170		$0.53 \pm 0.31 \pm 0.40$		$0.53 \pm 0.51$
15	$\phi\phi$	$14 \pm 8$		$14_{-5}^{+6} \pm 6 \dagger$		$14_{-7}^{+8}$
16	$\pi^+K^-$	< 210		$5.0 \pm 0.75 \pm 1.0$		$5.00 \pm 1.25$
17	$K^+K^-$	< 59	< 310	$24.4 \pm 1.4 \pm 4.6$		$24.4 \pm 4.8$
22	$\gamma\gamma$	< 148	< 8.7			< 8.7
23	$\phi\gamma$	< 120	$57_{-15-11}^{+18+12}$			$57_{-18}^{+21}$
24	$\mu^+\mu^-$	< 0.15		< 0.047	< 0.075	< 0.047
26	$e^\pm\mu^\mp$	< 6.1		< 6.1		< 6.1
27	$\mu^+\mu^-\phi$	< 47		< 2.3	< 3.2 †	< 2.3

†Relative BF converted to absolute BF

Table 128:  $B_s$  rare relative branching fractions. Values in red (blue) are new published (preliminary) result since PDG2006 [as of April 15, 2008].

RPP#	Mode	PDG2006 Avg.	CDF	D0	New Avg.
9	$f_s\mathcal{B}(B_s^0 \rightarrow \pi^+\pi^-)/f_d\mathcal{B}(B^0 \rightarrow K^+\pi^-)$		$0.007 \pm 0.004 \pm 0.005$		$0.007 \pm 0.006$
15	$\mathcal{B}(B_s^0 \rightarrow \phi\phi)/\mathcal{B}(B_s^0 \rightarrow J/\psi\phi)$		$(10_{-4}^{+5} \pm 1) \times 10^{-3}$		$10_{-6}^{+7}$
16	$f_s\mathcal{B}(B_s^0 \rightarrow K^+\pi^-)/f_d\mathcal{B}(B_d^0 \rightarrow K^+\pi^-)$		$0.066 \pm 0.010 \pm 0.010$		$0.066 \pm 0.014$
17	$f_s\mathcal{B}(B_s^0 \rightarrow K^+K^-)/f_d\mathcal{B}(B_d^0 \rightarrow K^+\pi^-)$		$0.324 \pm 0.019 \pm 0.041$		$0.324 \pm 0.045$
27	$\mathcal{B}(B_s^0 \rightarrow \mu^+\mu^-\phi)/\mathcal{B}(B_s^0 \rightarrow J/\psi\phi)$		$1.24 \pm 0.60 \pm 0.15$	< $3.5 \times 10^{-3}$	$1.24 \pm 0.62$

## 7.6 Charge asymmetries



Table 129:  $CP$  asymmetries for charmless hadronic charged  $B$  decays (part I). Values in red (blue) are new published (preliminary) result since PDG2006 [as of April 15, 2008].

RPP#	Mode	PDG2006 Avg.	BABAR	Belle	CLEO	CDF	New Avg.
182	$K^0\pi^+$	$-0.02 \pm 0.07$	$-0.029 \pm 0.039 \pm 0.010$	$0.03 \pm 0.03 \pm 0.01$	$0.18 \pm 0.24 \pm 0.02$		$0.009 \pm 0.025$
183	$K^+\pi^0$	$0.04 \pm 0.04$	$0.030 \pm 0.039 \pm 0.010$	$0.07 \pm 0.03 \pm 0.01$	$-0.29 \pm 0.23 \pm 0.02$		$0.050 \pm 0.025$
184	$\eta'K^+$	$0.020 \pm 0.025$	$0.010 \pm 0.022 \pm 0.006$	$0.028 \pm 0.028 \pm 0.021$	$0.03 \pm 0.12 \pm 0.02$		$0.016 \pm 0.019$
185	$\eta'K^{*+}$	New	$0.30^{+0.33}_{-0.37} \pm 0.02$				$0.30^{+0.33}_{-0.37}$
186	$\eta K^+$	$-0.25 \pm 0.14$	$-0.22 \pm 0.11 \pm 0.01$	$-0.39 \pm 0.16 \pm 0.03$			$-0.27 \pm 0.09$
187	$\eta K^{*+}$	$0.13 \pm 0.14$	$0.01 \pm 0.08 \pm 0.02$	$0.03 \pm 0.10 \pm 0.01$			$0.02 \pm 0.06$
–	$\eta K_0^{*+}(1430)$	New	$0.05 \pm 0.13 \pm 0.02$				$0.05 \pm 0.13$
–	$\eta K_2^{*+}(1430)$	New	$-0.45 \pm 0.30 \pm 0.02$				$-0.45 \pm 0.30$
188	$\omega K^+$	$-0.02 \pm 0.13$	$-0.01 \pm 0.07 \pm 0.01$	$0.05^{+0.08}_{-0.07} \pm 0.01$			$0.02 \pm 0.05$
192	$K^{*0}\pi^+$	$0.07 \pm 0.11$	$0.032 \pm 0.052^{+0.16}_{-0.13}$	$-0.149 \pm 0.064 \pm 0.022$			$-0.114 \pm 0.061$
193	$K^{*+}\pi^0$	New	$0.04 \pm 0.29 \pm 0.05$				$0.04 \pm 0.29$
194	$K^+\pi^+\pi^-$	$-0.013 \pm 0.039$	$0.028 \pm 0.020 \pm 0.023$	$0.049 \pm 0.026 \pm 0.020$			$0.038 \pm 0.022$
196	$f_0(980)K^+$	$0.09^{+0.14}_{-0.12}$	$-0.106 \pm 0.050^{+0.036}_{-0.015}$	$-0.077 \pm 0.065^{+0.046}_{-0.026}$			$-0.095^{+0.049}_{-0.042}$
197	$f_2(1270)K^+$	New	$-0.85 \pm 0.22^{+0.26}_{-0.13}$	$-0.59 \pm 0.22 \pm 0.04$			$-0.68^{+0.20}_{-0.18}$
200	$f_0(1500)K^+\dagger$	New	$0.28 \pm 0.26^{+0.15}_{-0.14}$				$0.28^{+0.30}_{-0.29}$
202	$K^+\rho^0$	$0.32^{+0.16}_{-0.15}$	$0.44 \pm 0.10^{+0.06}_{-0.14}$	$0.30 \pm 0.11^{+0.11}_{-0.05}$			$0.37 \pm 0.11$
203	$K_0^{*0}(1430)\pi^+$	$-0.064^{+0.039}_{-0.041}$	$0.032 \pm 0.035^{+0.034}_{-0.028}$	$0.076 \pm 0.038^{+0.028}_{-0.022}$			$0.055^{+0.034}_{-0.032}$
204	$K_2^{*0}(1430)\pi^+$	New	$0.05 \pm 0.23^{+0.13}_{-0.08}$				$0.05^{+0.23}_{-0.24}$
211	$K^0\rho^+$	New	$-0.12 \pm 0.17 \pm 0.02$				$-0.12 \pm 0.17$
213	$K^{*+}\rho^0$	$0.20^{+0.32}_{-0.29}$	$0.20^{+0.32}_{-0.29} \pm 0.04$				$0.20^{+0.32}_{-0.29}$
214	$K^{*0}\rho^+$	New	$-0.01 \pm 0.16 \pm 0.02$				$-0.01 \pm 0.16$
–	$f_0K^{*+}$	New	$-0.34 \pm 0.21 \pm 0.03$				$-0.34 \pm 0.21$
218	$K^+\overline{K^0}$	$0.15 \pm 0.33$	$0.10 \pm 0.26 \pm 0.03$	$0.13^{+0.23}_{-0.24} \pm 0.02$			$0.12^{+0.17}_{-0.18}$
220	$K^+K_S K_S$	$-0.04 \pm 0.11$	$-0.04 \pm 0.11 \pm 0.02$				$-0.04 \pm 0.11$
222	$K^+K^-\pi^+$	New	$0.00 \pm 0.10 \pm 0.03$				$0.00 \pm 0.10$
228	$K^+K^-K^+$	$-0.02 \pm 0.08$	$-0.02 \pm 0.03 \pm 0.02$				$-0.02 \pm 0.04$
229	$\phi K^+$	$0.01 \pm 0.07$	$0.046 \pm 0.046 \pm 0.017$	$0.01 \pm 0.12 \pm 0.05$		$-0.07 \pm 0.17^{+0.03}_{-0.02}$	$0.034 \pm 0.044$
–	$a_1^+ K^0$	New	$0.12 \pm 0.11 \pm 0.02$				$0.12 \pm 0.11$
–	$b_1^0 K^+$	New	$-0.46 \pm 0.20 \pm 0.02$				$-0.46 \pm 0.20$
–	$K^{*+}\pi^+\pi^-$	New	$0.07 \pm 0.07 \pm 0.04$				$0.07 \pm 0.08$
235	$K^{*+}K^+K^-$	New	$0.11 \pm 0.08 \pm 0.03$				$0.11 \pm 0.09$
236	$\phi K^{*+}$	$0.05 \pm 0.11$	$0.00 \pm 0.09 \pm 0.04$	$-0.02 \pm 0.14 \pm 0.03$			$-0.01 \pm 0.08$
239	$\phi\phi K^+$	New		$0.01^{+0.19}_{-0.16} \pm 0.02$			$0.01^{+0.19}_{-0.16}$
242	$K^+\eta\gamma$	$-0.16 \pm 0.10$	$-0.09 \pm 0.12 \pm 0.01$	$-0.16 \pm 0.09 \pm 0.06$			$-0.13 \pm 0.08$
243	$K^+\phi\gamma$	New	$-0.26 \pm 0.14 \pm 0.05$				$-0.26 \pm 0.15$
254	$\pi^+\pi^0$	$-0.02 \pm 0.07$	$0.03 \pm 0.08 \pm 0.01$	$0.07 \pm 0.06 \pm 0.01$			$0.06 \pm 0.05$
255	$\pi^+\pi^-\pi^+$	$-0.01 \pm 0.09$	$-0.01 \pm 0.08 \pm 0.03$				$-0.01 \pm 0.09$
256	$\rho^0\pi^+$	$-0.07 \pm 0.13$	$-0.07 \pm 0.12^{+0.03}_{-0.06}$				$-0.07^{+0.12}_{-0.13}$
257	$f_0(980)\pi^+$	New	$-0.50 \pm 0.54 \pm 0.06$				$-0.50 \pm 0.54$
258	$f_2(1270)\pi^+$	New	$-0.01 \pm 0.25^{+0.28}_{-0.32}$				$-0.01^{+0.38}_{-0.41}$
264	$\rho^+\pi^0$	$0.15 \pm 0.12$	$-0.01 \pm 0.13 \pm 0.02$	$0.06 \pm 0.17^{+0.04}_{-0.05}$			$0.02 \pm 0.11$
266	$\rho^+\rho^0$	$-0.09 \pm 0.16$	$-0.12 \pm 0.13 \pm 0.10$	$0.00 \pm 0.22 \pm 0.03$			$-0.08 \pm 0.13$
–	$b_1^0\pi^+$	New	$0.05 \pm 0.16 \pm 0.02$				$0.05 \pm 0.16$
269	$\omega\pi^+$	$0.10 \pm 0.22$	$-0.02 \pm 0.08 \pm 0.01$	$-0.02 \pm 0.09 \pm 0.01$	$-0.34 \pm 0.25 \pm 0.02$		$-0.04 \pm 0.06$
270	$\omega\rho^+$	$0.05 \pm 0.26$	$0.04 \pm 0.18 \pm 0.02$				$0.04 \pm 0.18$
271	$\eta\pi^+$	$-0.05 \pm 0.10$	$-0.08 \pm 0.10 \pm 0.01$	$-0.23 \pm 0.09 \pm 0.02$			$-0.16 \pm 0.07$
272	$\eta'\pi^+$	$0.14 \pm 0.16$	$0.21 \pm 0.17 \pm 0.01$	$0.20^{+0.37}_{-0.36} \pm 0.04$			$0.21 \pm 0.15$
273	$\eta'\rho^+$	New	$-0.04 \pm 0.28 \pm 0.02$				$-0.04 \pm 0.28$
274	$\eta\rho^+$	New	$0.02 \pm 0.18 \pm 0.02$	$-0.04^{+0.34}_{-0.32} \pm 0.01$			$0.01 \pm 0.16$

Table 130:  $CP$  asymmetries for charmless hadronic charged  $B$  decays (part II). Values in red (blue) are new published (preliminary) result since PDG2006 [as of April 15, 2008].

RPP#	Mode	PDG2006 Avg.	BABAR	Belle	CLEO	CDF	New Avg.
286	$p\bar{p}\pi^+$	$-0.16 \pm 0.22$	$0.04 \pm 0.07 \pm 0.04$	$-0.17 \pm 0.10 \pm 0.02$			$-0.04 \pm 0.06$
289	$p\bar{p}K^+$	$-0.05 \pm 0.11$	$-0.16 \pm 0.08 \pm 0.04$	$-0.02 \pm 0.05 \pm 0.02$			$-0.06 \pm 0.05$
294	$p\bar{p}K^{*+}$	New	$0.32 \pm 0.13 \pm 0.05$	$-0.01 \pm 0.19 \pm 0.02$			$0.21 \pm 0.11$
296	$p\bar{A}\gamma$	New		$0.17 \pm 0.16 \pm 0.05$			$0.17 \pm 0.17$
–	$p\bar{A}\pi^0$	New		$0.01 \pm 0.17 \pm 0.04$			$0.01 \pm 0.17$
320	$K^+\ell\ell$	New	$-0.07 \pm 0.22 \pm 0.02$				$-0.07 \pm 0.22$

Table 131:  $CP$  asymmetries for charmless hadronic neutral  $B$  decays. Values in red (blue) are new published (preliminary) result since PDG2006 [as of April 15, 2008].

RPP#	Mode	PDG2006 Avg.	BABAR	Belle	CLEO	CDF	New Avg.
168	$K^+\pi^-$	$-0.113 \pm 0.020$	$-0.107 \pm 0.018^{+0.007}_{-0.004}$	$-0.094 \pm 0.018 \pm 0.008$	$-0.04 \pm 0.16 \pm 0.02$	$-0.086 \pm 0.023 \pm 0.009$	$-0.097 \pm 0.012$
171	$\eta'K^{*0}$	New	$-0.08 \pm 0.25 \pm 0.02$				$-0.08 \pm 0.25$
172	$\eta K^{*0}$	$0.02 \pm 0.11$	$0.21 \pm 0.06 \pm 0.02$	$0.17 \pm 0.08 \pm 0.01$			$0.19 \pm 0.05$
–	$\eta K_0^{*0}(1430)$	New	$0.06 \pm 0.13 \pm 0.02$				$0.06 \pm 0.13$
–	$\eta K_2^{*0}(1430)$	New	$-0.07 \pm 0.19 \pm 0.02$				$-0.07 \pm 0.19$
180	$K^0\bar{K}^0$	New		$-0.58^{+0.73}_{-0.66} \pm 0.04$			$-0.58^{+0.73}_{-0.66}$
182	$K^+\pi^-\pi^0$	$0.07 \pm 0.11$	$0.030^{+0.045}_{-0.051} \pm 0.055$	$0.07 \pm 0.11 \pm 0.01$			$0.042^{+0.059}_{-0.061}$
183	$K^+\rho^-$	$0.26 \pm 0.15$	$0.11^{+0.14}_{-0.15} \pm 0.07$	$0.22^{+0.22+0.06}_{-0.23-0.02}$			$0.15 \pm 0.13$
–	$K^+\pi^-\pi^0(NR)$	New	$0.23^{+0.19+0.11}_{-0.27-0.10}$				$0.23^{+0.22}_{-0.29}$
189	$K^{*+}\pi^-$	$-0.05 \pm 0.14$	$-0.14 \pm 0.12$		$0.26^{+0.33+0.10}_{-0.34-0.08}$		$-0.10 \pm 0.11$
191	$K^{*0}\pi^0$	New	$-0.09 \pm 0.21^{+0.24}_{-0.09}$				$-0.09^{+0.32}_{-0.23}$
–	$K_0^*(1430)^+\pi^-$	New	$0.17^{+0.11}_{-0.16} \pm 0.22$				$0.17^{+0.25}_{-0.27}$
–	$K_0^*(1430)^0\pi^0$	New	$-0.22 \pm 0.12^{+0.30}_{-0.29}$				$-0.22^{+0.32}_{-0.31}$
198	$K^{*0}\pi^+\pi^-$	New	$0.07 \pm 0.04 \pm 0.03$				$0.07 \pm 0.05$
199	$K^{*0}\rho^0$	New	$0.09 \pm 0.19 \pm 0.02$				$0.09 \pm 0.19$
200	$f_0(980)K^{*0}$	New	$-0.17 \pm 0.28 \pm 0.02$				$-0.17 \pm 0.28$
202	$a_1^+K^-$	New	$-0.16 \pm 0.12 \pm 0.01$				$-0.16 \pm 0.12$
–	$b_1^-K^+$	New	$0.07 \pm 0.12 \pm 0.02$				$0.07 \pm 0.12$
204	$\phi K^{*0}$	$0.01 \pm 0.07$	$-0.03 \pm 0.07 \pm 0.03$	$0.02 \pm 0.09 \pm 0.02$			$-0.01 \pm 0.06$
–	$\phi K_0^{*0}(1430)$	New	$0.17 \pm 0.15 \pm 0.03$				$0.17 \pm 0.15$
–	$\phi K_2^{*0}(1430)$	New	$-0.12 \pm 0.14 \pm 0.04$				$-0.12 \pm 0.15$
203	$K^{*0}K^+K^-$	New	$0.01 \pm 0.05 \pm 0.02$				$0.01 \pm 0.05$
–	$K^{*0}\pi^+K^-$	New	$0.22 \pm 0.33 \pm 0.20$				$0.22 \pm 0.39$
230	$\pi^0\pi^0$	$0.3 \pm 0.4$	$0.49 \pm 0.35 \pm 0.05$	$0.44^{+0.73+0.04}_{-0.62-0.06}$			$0.48^{+0.32}_{-0.31}$
–	$b_1^\mp\pi^\pm$	New	$-0.05 \pm 0.10 \pm 0.02$				$-0.05 \pm 0.10$
270	$p\bar{p}K^{*0}$	New	$0.11 \pm 0.13 \pm 0.06$	$-0.08 \pm 0.20 \pm 0.02$			$0.05 \pm 0.12$
271	$p\bar{A}\pi^-$	New		$-0.02 \pm 0.10 \pm 0.03$			$-0.02 \pm 0.10$

† Measurements of time-dependent  $CP$  asymmetries are listed in the section of the Unitarity Triangle.

Table 132: Charmless hadronic  $CP$  asymmetries for  $B^\pm/B^0$  admixtures. Values in red (blue) are new published (preliminary) result since PDG2006 [as of April 15, 2008].

RPP#	Mode	PDG2006 Avg.	BABAR	Belle	CLEO	CDF	New Avg.
58	$K^*\gamma$	$-0.01 \pm 0.07$	$-0.013 \pm 0.036 \pm 0.010$	$-0.015 \pm 0.044 \pm 0.012$	$0.08 \pm 0.13 \pm 0.03$		$-0.010 \pm 0.028$
70	$s\gamma$	$0.00 \pm 0.04$	$0.025 \pm 0.050 \pm 0.015$	$0.002 \pm 0.050 \pm 0.030$	$-0.079 \pm 0.108 \pm 0.022$		$0.004 \pm 0.037$
–	$(s+d)\gamma$	New	$-0.11 \pm 0.12 \pm 0.02$				$-0.11 \pm 0.12$
107	$s\ell\ell$	$-0.22 \pm 0.26$	$-0.22 \pm 0.26 \pm 0.02$				$-0.22 \pm 0.26$
113	$K^*\ell\ell$	New	$0.03 \pm 0.23 \pm 0.03$				$0.03 \pm 0.23$

Table 133:  $CP$  asymmetries for charmless hadronic neutral  $B_S^0$  decays. Values in red (blue) are new published (preliminary) result since PDG2006 [as of April, 2008].

RPP#	Mode	PDG2006 Avg.	BABAR	Belle	CLEO	CDF	New Avg.
16	$K^+\pi^-$	New				$0.39 \pm 0.15 \pm 0.08$	$0.39 \pm 0.17$

## 7.7 Polarization measurements

Table 134: Longitudinal polarization fraction  $f_L$  for  $B^+$  decays. Values in red (blue) are new published (preliminary) result since PDG2006 [as of April 15, 2008].

RPP#	Mode	PDG2006 Avg.	BABAR	Belle	New Avg.
213	$K^{*+}\rho^0$	$0.96^{+0.04}_{-0.15} \pm 0.04$	$0.96^{+0.04}_{-0.15} \pm 0.05$		$0.96^{+0.06}_{-0.16}$
214	$K^{*0}\rho^+$	$0.43 \pm 0.11^{+0.05}_{-0.02}$	$0.52 \pm 0.10 \pm 0.04$	$0.43 \pm 0.11^{+0.05}_{-0.02}$	$0.48 \pm 0.08$
236	$\phi K^{*+}$	$0.50 \pm 0.07$	$0.49 \pm 0.05 \pm 0.03$	$0.52 \pm 0.08 \pm 0.03$	$0.50 \pm 0.05$
266	$\rho^+\rho^0$	$0.96 \pm 0.06$	$0.905 \pm 0.042^{+0.023}_{-0.027}$	$0.95 \pm 0.11 \pm 0.02$	$0.912^{+0.044}_{-0.045}$
270	$\omega\rho^+$	$0.88^{+0.12}_{-0.15} \pm 0.03$	$0.82 \pm 0.11 \pm 0.02$		$0.82 \pm 0.11$

Table 135: Full angular analysis of  $B^+ \rightarrow \phi K^{*+}$ . Values in red (blue) are new published (preliminary) result since PDG2006 [as of April 15, 2008].

Parameter	PDG2006 Avg.	BABAR	Belle	New Avg.
$f_{\perp} = A_{\perp\perp}$	$0.19 \pm 0.08 \pm 0.02$	$0.21 \pm 0.05 \pm 0.02$	$0.19 \pm 0.08 \pm 0.02$	$0.20 \pm 0.05$
$\phi_{\parallel}$	$2.10 \pm 0.28 \pm 0.04$	$2.47 \pm 0.20 \pm 0.07$	$2.10 \pm 0.28 \pm 0.04$	$2.34 \pm 0.17$
$\phi_{\perp}$	$2.31 \pm 0.30 \pm 0.07$	$2.69 \pm 0.20 \pm 0.03$	$2.31 \pm 0.30 \pm 0.07$	$2.58 \pm 0.17$
$A_{CP}^0$	New	$0.17 \pm 0.11 \pm 0.02$		$0.17 \pm 0.11$
$A_{CP}^{\perp}$	New	$0.22 \pm 0.24 \pm 0.08$		$0.22 \pm 0.25$
$\Delta\phi_{\parallel}$	New	$0.07 \pm 0.20 \pm 0.05$		$0.07 \pm 0.21$
$\Delta\phi_{\perp}$	New	$0.19 \pm 0.20 \pm 0.07$		$0.19 \pm 0.21$

BR,  $f_L$  and  $A_{CP}$  are tabulated separately.

Table 136: Longitudinal polarization fraction  $f_L$  for  $B^0$  decays. Values in red (blue) are new published (preliminary) result since PDG2006 [as of April 15, 2008].

RPP#	Mode	PDG2006 Avg.	BABAR	Belle	New Avg.
199	$K^{*0}\rho^0$	New	$0.57 \pm 0.09 \pm 0.08$		$0.57 \pm 0.12$
204	$\phi K^{*0}$	$0.48 \pm 0.04$	$0.506 \pm 0.040 \pm 0.015$	$0.45 \pm 0.05 \pm 0.02$	$0.484 \pm 0.034$
–	$\phi K_2^{*0}(1430)$	New	$0.85 \pm 0.07 \pm 0.04$		$0.85 \pm 0.08$
205	$K^{*0}\overline{K^{*0}}$	New	$0.80^{+0.10}_{-0.12} \pm 0.06$		$0.80^{+0.12}_{-0.13}$
253	$\rho^0\rho^0$	New	$0.70 \pm 0.14 \pm 0.05$		$0.70 \pm 0.15$
257	$\rho^+\rho^-$	$0.967^{+0.022}_{-0.027}$	$0.992 \pm 0.024^{+0.026}_{-0.013}$	$0.941^{+0.034}_{-0.040} \pm 0.030$	$0.978^{+0.025}_{-0.022}$

Table 137: Full angular analysis of  $B^0 \rightarrow \phi K^{*0}$ . Values in red (blue) are new published (preliminary) result since PDG2006 [as of April 15, 2008].

Parameter	PDG2006 Avg.	BABAR	Belle	New Avg.
$f_{\perp} = A_{\perp\perp}$	$0.26 \pm 0.04$	$0.227 \pm 0.038 \pm 0.013$	$0.31^{+0.06}_{-0.05} \pm 0.02$	$0.256 \pm 0.032$
$\phi_{\parallel}$	$2.36^{+0.18}_{-0.16}$	$2.31 \pm 0.14 \pm 0.08$	$2.40^{+0.28}_{-0.24} \pm 0.07$	$2.33^{+0.14}_{-0.13}$
$\phi_{\perp}$	$2.49 \pm 0.18$	$2.24 \pm 0.15 \pm 0.09$	$2.51 \pm 0.25 \pm 0.06$	$2.33 \pm 0.14$
$A_{CP}^0$	$0.01 \pm 0.09$	$-0.03 \pm 0.08 \pm 0.02$	$0.13 \pm 0.12 \pm 0.04$	$0.02 \pm 0.07$
$A_{CP}^{\perp}$	$-0.16 \pm 0.15$	$-0.03 \pm 0.16 \pm 0.05$	$-0.20 \pm 0.18 \pm 0.04$	$-0.11 \pm 0.12$
$\Delta\phi_{\parallel}$	$0.02 \pm 0.28$	$0.24 \pm 0.14 \pm 0.08$	$-0.32 \pm 0.27 \pm 0.07$	$0.10 \pm 0.14$
$\Delta\phi_{\perp}$	$0.03 \pm 0.33$	$0.19 \pm 0.15 \pm 0.08$	$-0.30 \pm 0.25 \pm 0.06$	$0.04 \pm 0.14$

BR,  $f_L$  and  $A_{CP}$  are tabulated separately.

Table 138: Full angular analysis of  $B^0 \rightarrow \phi K_2^{*0}(1430)^0$ . Values in red (blue) are new published (preliminary) result since PDG2006 [as of April 15, 2008].

Parameter	PDG2006 Avg.	BABAR	Belle	New Avg.
$f_{\perp} = A_{\perp\perp}$	New	$0.045^{+0.049}_{-0.040} \pm 0.013$		$0.045^{+0.051}_{-0.042}$
$\phi_{\parallel}$	New	$2.90 \pm 0.39 \pm 0.06$		$2.90 \pm 0.40$
$\phi_{\perp}$	New	$5.7^{+0.6}_{-0.9} \pm 0.1$		$5.7^{+0.6}_{-0.9}$

BR,  $f_L$  and  $A_{CP}$  are tabulated separately.

## 8 $D$ decays

### 8.1 $D^0$ - $\bar{D}^0$ Mixing and $CP$ Violation

#### 8.1.1 Introduction

Mixing in the  $D^0$ - $\bar{D}^0$  system has been searched for for more than two decades without success — until last year. Three experiments – Belle [399], Babar [400], and CDF [401] – have now observed evidence for this phenomenon. The measurements can be combined with others to yield World Average (WA) values for the mixing parameters  $x \equiv (m_1 - m_2)/\Gamma$  and  $y \equiv (\Gamma_1 - \Gamma_2)/(2\Gamma)$ , where  $m_1$ ,  $m_2$  and  $\Gamma_1$ ,  $\Gamma_2$  are the masses and decay widths for the mass eigenstates  $D_1 \equiv p|D^0\rangle - q|\bar{D}^0\rangle$  and  $D_2 \equiv p|D^0\rangle + q|\bar{D}^0\rangle$ , and  $\Gamma = (\Gamma_1 + \Gamma_2)/2$ . Here we use the phase convention  $CP|D^0\rangle = -|\bar{D}^0\rangle$  and  $CP|\bar{D}^0\rangle = -|D^0\rangle$ . In the absence of  $CP$  violation ( $CPV$ ),  $p = q = 1/\sqrt{2}$  and  $D_1$  is  $CP$ -even,  $D_2$  is  $CP$ -odd.

Such WA values are calculated by the Heavy Flavor Averaging Group (HFAG) [402] by performing a global fit to measured observables for parameters  $x$ ,  $y$ ,  $\delta$  (the strong phase difference between amplitudes  $\mathcal{A}(\bar{D}^0 \rightarrow K^+\pi^-)$  and  $\mathcal{A}(D^0 \rightarrow K^+\pi^-)$ ), an additional strong phase  $\delta_{K\pi\pi}$  entering  $D^0 \rightarrow K^+\pi^-\pi^0$  decays, and  $R_D \equiv |\mathcal{A}(D^0 \rightarrow K^+\pi^-)/\mathcal{A}(\bar{D}^0 \rightarrow K^+\pi^-)|^2$ . For this fit, correlations among observables are accounted for by using covariance matrices provided by the experimental collaborations. Systematic errors among different experiments are assumed uncorrelated as, after some study, no significant correlations were identified. The observables used are from measurements of  $D^0 \rightarrow K^+\ell^-\nu$ ,  $D^0 \rightarrow K^+K^-/\pi^+\pi^-$ ,  $D^0 \rightarrow K^+\pi^-$ ,  $D^0 \rightarrow K^+\pi^-\pi^0$ , and  $D^0 \rightarrow K_S^0\pi^+\pi^-$  decays, and from double-tagged branching fractions measured at the  $\psi(3770)$  resonance. We have checked this method with a second method that adds together three-dimensional log-likelihood functions for  $x$ ,  $y$ , and  $\delta$  obtained from various analyses; this combination accounts for non-Gaussian errors. When both methods are applied to the same set of observables, essentially identical results are obtained. The global fitting method is easily expanded to allow for  $CPV$ . In this case three additional parameters are included in the fit:  $|q/p|$ ,  $\phi \equiv \text{Arg}(q/p)$ , and  $A_D \equiv (R_D^+ - R_D^-)/(R_D^+ + R_D^-)$ , where the  $+$  ( $-$ ) superscript corresponds to  $D^0$  ( $\bar{D}^0$ ) decays.

Mixing in heavy flavor systems such as those of  $B^0$  and  $B_s^0$  is governed by the short-distance box diagram. In the  $D^0$  system, however, this diagram is doubly-Cabibbo-suppressed relative to amplitudes dominating the decay width, and it is also GIM-suppressed. Thus the short-distance mixing rate is tiny, and  $D^0$ - $\bar{D}^0$  mixing is expected to be dominated by long-distance processes. These are difficult to calculate reliably, and theoretical estimates for  $x$  and  $y$  range over two-three orders of magnitude [403–405].

With the exception of  $\psi(3770) \rightarrow DD$  measurements, all methods identify the flavor of the  $D^0$  or  $\bar{D}^0$  when produced by reconstructing the decay  $D^{*+} \rightarrow D^0\pi^+$  or  $D^{*-} \rightarrow \bar{D}^0\pi^-$ ; the charge of the pion identifies the  $D$  flavor. For signal decays,  $M_{D^*} - M_{D^0} - M_{\pi^+} \equiv Q \approx 6$  MeV, which is close to the threshold; thus analyses typically require that the reconstructed  $Q$  be small to suppress backgrounds. For time-dependent measurements, the  $D^0$  decay time is calculated as  $(d/p) \times M_{D^0}$ , where  $d$  is the distance between the  $D^*$  and  $D^0$  decay vertices and  $p$  is the  $D^0$  momentum. The  $D^*$  vertex position is taken to be at the primary vertex [401] ( $\bar{p}p$ ) or is calculated from the intersection of the  $D^0$  momentum vector with the beamspot profile ( $e^+e^-$ ).

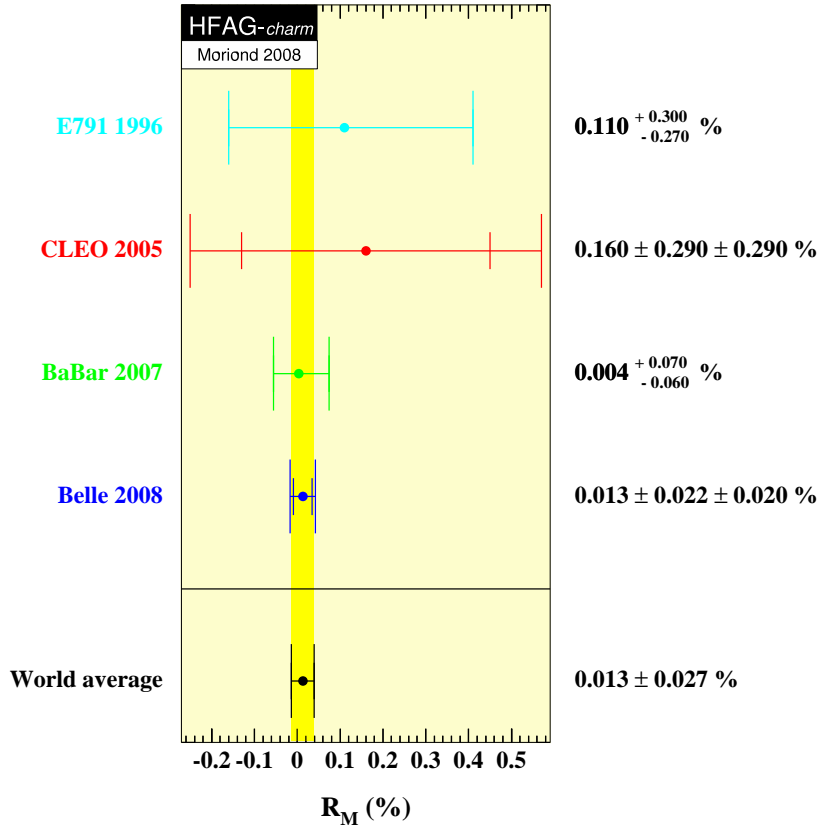


Figure 55: WA value of  $R_M$  from Ref. [402], as calculated from  $D^0 \rightarrow K^+\ell^-\nu$  measurements [406].

### 8.1.2 Input Observables

The global fit determines central values and errors for eight underlying parameters using a  $\chi^2$  statistic constructed from 28 observables. The underlying parameters are  $x$ ,  $y$ ,  $\delta$ ,  $R_D$ ,  $A_D$ ,  $|q/p|$ ,  $\phi$ , and  $\delta_{K\pi\pi}$ . The parameters  $x$  and  $y$  govern mixing, and the parameters  $A_D$ ,  $|q/p|$ , and  $\phi$  govern  $CPV$ . The parameter  $\delta_{K\pi\pi}$  is the strong phase difference between the amplitudes  $\mathcal{A}(\overline{D}^0 \rightarrow K^+\pi^-\pi^0)$  and  $\mathcal{A}(D^0 \rightarrow K^+\pi^-\pi^0)$  evaluated at the point  $M_{K^+\pi^-} = M_{K^*(890)}$ .

All input values are listed in Table 139. The observable  $R_M = (x^2 + y^2)/2$  measured in  $D^0 \rightarrow K^+\ell^-\nu$  decays [406] is taken to be the WA value [402] calculated by HFAG (see Fig. 55). The observables  $y_{CP}$  and  $A_\Gamma$  measured in  $D^0 \rightarrow K^+K^-/\pi^+\pi^-$  decays [399, 407–409] are also taken to be WA values [402] (see Fig. 56). The observables from  $D^0 \rightarrow K_S^0\pi^+\pi^-$  decays [410] for no- $CPV$  are HFAG WA values [402], but for the  $CPV$ -allowed case only Belle measurements are available. The  $D^0 \rightarrow K^+\pi^-$  observables used are from Belle [411], Babar [400], and CDF [401] (these measurements have much greater precision than earlier measurements). The  $D^0 \rightarrow K^+\pi^-\pi^0$  results are from Babar [412], and the  $\psi(3770) \rightarrow DD$  results are from CLEOc [413].

The relationships between the observables and the fitted parameters are listed in Table 140. For each set of correlated observables, we construct the difference vector  $\vec{V}$ , e.g., for  $D^0 \rightarrow K_S^0\pi^+\pi^-$  decays  $\vec{V} = (\Delta x, \Delta y, \Delta|q/p|, \Delta\phi)$ , where  $\Delta$  represents the difference between the measured value and the fitted parameter value. The contribution of a set of measured observables to the overall  $\chi^2$  is calculated as  $\vec{V} \cdot (M^{-1}) \cdot \vec{V}^T$ , where  $M^{-1}$  is the inverse of the

covariance matrix for the measurement. All covariance matrices used are listed in Table 139.

### 8.1.3 Fit results

The global fit uses MINUIT with the MIGRAD minimizer, and all errors are obtained from MINOS [414]. Three separate fits are performed: (a) assuming  $CP$  conservation ( $A_D$  and  $\phi$  are fixed to zero,  $|q/p|$  is fixed to one); (b) assuming no direct  $CPV$  ( $A_D$  is fixed to zero); and (c) allowing full  $CPV$  (all parameters floated). The results are listed in Table 141. For the  $CPV$ -allowed fit, individual contributions to the  $\chi^2$  are listed in Table 142. The total  $\chi^2$  is 23.5 for  $28 - 8 = 20$  degrees of freedom; this corresponds to a confidence level of 0.26, which is satisfactory.

Confidence contours in the two dimensions  $(x, y)$  or in  $(|q/p|, \phi)$  are obtained by letting, for any point in the two-dimensional plane, all other fitted parameters take their preferred values. The resulting  $1\sigma$ - $5\sigma$  contours are shown in Fig. 57 for the  $CP$ -conserving case, and in Fig. 58 for the  $CPV$ -allowed case. The contours are determined from the increase of the  $\chi^2$  above the minimum value. One observes that the  $(x, y)$  contours for the no- $CPV$  fit are almost identical to those for the  $CPV$ -allowed fit. In both cases the  $\chi^2$  at the no-mixing point  $(x, y) = (0, 0)$  is 91 units above the minimum value; for two degrees of freedom this has a confidence level corresponding to  $9.2\sigma$ . Thus, no mixing is excluded at this high level. In the  $(|q/p|, \phi)$  plot, the point  $(1, 0)$  is within the  $1\sigma$  contour; thus the data is consistent with  $CP$  conservation.

One-dimensional confidence curves for individual parameters are obtained by letting, for any value of the parameter, all other fitted parameters take their preferred values. The resulting functions  $\Delta\chi^2 = \chi^2 - \chi_{\min}^2$  ( $\chi_{\min}^2$  is the minimum value) are shown in Fig. 59. The points where  $\Delta\chi^2 = 3.84$  determine 95% C.L. intervals for the parameters; these intervals are listed in Table 141.

### 8.1.4 Conclusions

From the fit results listed in Table 141 and shown in Figs. 58 and 59, we conclude the following:

- the experimental data consistently indicate that  $D^0$  mesons undergo mixing. The no-mixing point  $x = y = 0$  is excluded at  $9.2\sigma$ . The parameter  $x$  differs from zero by  $3.0\sigma$ , and  $y$  differs from zero by  $4.0\sigma$ . This mixing is presumably dominated by long-distance processes, which are difficult to calculate. Thus it may be difficult to identify new physics from mixing alone (unless  $|x| \gg |y|$  – see Ref. [403]).
- Since  $y_{CP}$  is positive, the  $CP$ -even state is shorter-lived, as in the  $K^0$ - $\bar{K}^0$  system. However, since  $x$  also appears to be positive, the  $CP$ -even state is heavier, unlike in the  $K^0$ - $\bar{K}^0$  system.
- It appears difficult to accommodate a strong phase difference  $\delta$  larger than  $45^\circ$ .
- There is no evidence yet for  $CPV$  in the  $D^0$ - $\bar{D}^0$  system. Observing  $CPV$  at the current level of sensitivity would indicate new physics.



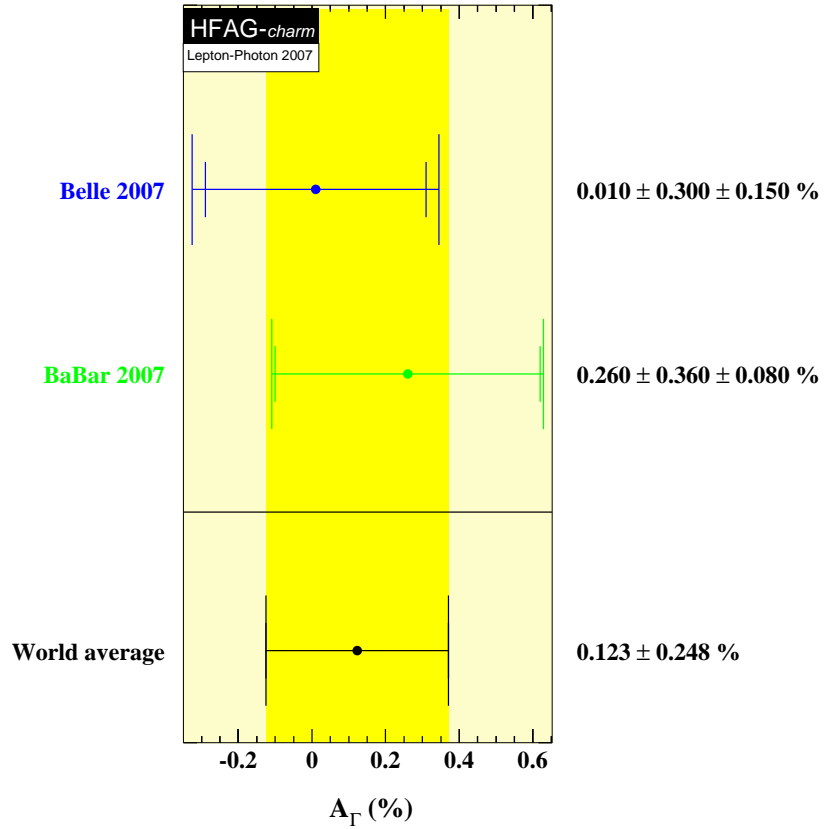
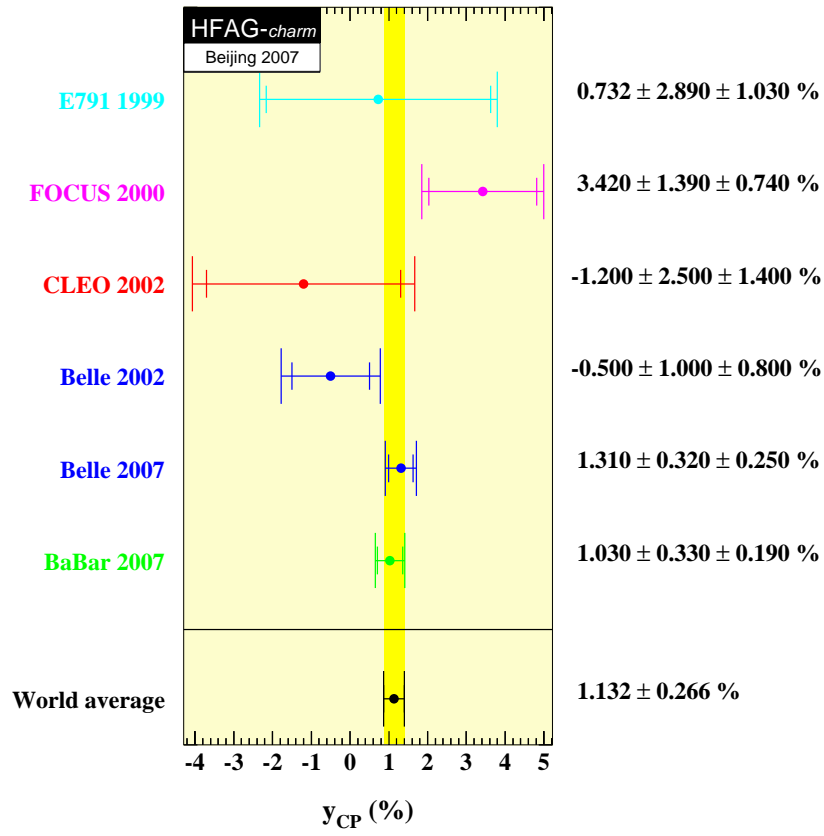


Figure 56: WA values of  $y_{CP}$  (top) and  $A_\Gamma$  (bottom) from Ref. [402], as calculated from  $D^0 \rightarrow K^+K^-/\pi^+\pi^-$  measurements [399, 407–409].

Table 139: Observables used for the global fit, from Refs. [399–401, 406–413].

Mode	Observable	Values	Correlation coefficients
$D^0 \rightarrow K^+ K^-$ , $\pi^+ \pi^-$ [402]	$y_{CP}$	$(1.132 \pm 0.266)\%$	
	$A_\Gamma$	$(0.123 \pm 0.248)\%$	
$D^0 \rightarrow K_S^0 \pi^+ \pi^-$ [402] (No $CPV$ or no direct $CPV$ )	$x$	$(0.811 \pm 0.334)\%$	
	$y$	$(0.309 \pm 0.281)\%$	
	$ q/p $	$0.95 \pm 0.22_{-0.09}^{+0.10}$	
	$\phi$	$(-0.035 \pm 0.19 \pm 0.09)$ rad	
$D^0 \rightarrow K_S^0 \pi^+ \pi^-$ [402] ( $CPV$ -allowed)	$x$	$(0.81 \pm 0.30_{-0.17}^{+0.13})\%$	$\left\{ \begin{array}{cccc} 1 & -0.007 & -0.255\alpha & 0.216 \\ -0.007 & 1 & -0.019\alpha & -0.280 \\ -0.255\alpha & -0.019\alpha & 1 & -0.128\alpha \\ 0.216 & -0.280 & -0.128\alpha & 1 \end{array} \right\}$ ( $\alpha = ( q/p  + 1)^2/2$ is a transformation factor)
	$y$	$(0.37 \pm 0.25_{-0.15}^{+0.10})\%$	
	$ q/p $	$0.86 \pm 0.30_{-0.09}^{+0.10}$	
	$\phi$	$(-0.244 \pm 0.31 \pm 0.09)$ rad	
$D^0 \rightarrow K^+ \ell^- \nu$ [402]	$R_M$	$(0.0173 \pm 0.0387)\%$	
$D^0 \rightarrow K^+ \pi^- \pi^0$	$x''$	$(2.39 \pm 0.61 \pm 0.32)\%$	-0.34
	$y''$	$(-0.14 \pm 0.60 \pm 0.40)\%$	
$\psi(3770) \rightarrow \bar{D}D$ (CLEOc)	$R_M$	$(0.199 \pm 0.173 \pm 0.0)\%$	$\left\{ \begin{array}{cccc} 1 & -0.0644 & 0.0072 & 0.0607 \\ -0.0644 & 1 & -0.3172 & -0.8331 \\ 0.0072 & -0.3172 & 1 & 0.3893 \\ 0.0607 & -0.8331 & 0.3893 & 1 \end{array} \right\}$
	$y$	$(-5.207 \pm 5.571 \pm 2.737)\%$	
	$R_D$	$(-2.395 \pm 1.739 \pm 0.938)\%$	
	$\sqrt{R_D} \cos \delta$	$(8.878 \pm 3.369 \pm 1.579)\%$	
$D^0 \rightarrow K^+ \pi^-$ (Babar)	$R_D$	$(0.303 \pm 0.0189)\%$	$\left\{ \begin{array}{ccc} 1 & 0.77 & -0.87 \\ 0.77 & 1 & -0.94 \\ -0.87 & -0.94 & 1 \end{array} \right\}$
	$x'^{2+}$	$(-0.024 \pm 0.052)\%$	
	$y'^{+}$	$(0.98 \pm 0.78)\%$	
$\bar{D}^0 \rightarrow K^- \pi^+$ (Babar)	$A_D$	$(-2.1 \pm 5.4)\%$	same as above
	$x'^{2-}$	$(-0.020 \pm 0.050)\%$	
	$y'^{-}$	$(0.96 \pm 0.75)\%$	
$D^0 \rightarrow K^+ \pi^-$ (Belle)	$R_D$	$(0.364 \pm 0.018)\%$	$\left\{ \begin{array}{ccc} 1 & 0.655 & -0.834 \\ 0.655 & 1 & -0.909 \\ -0.834 & -0.909 & 1 \end{array} \right\}$
	$x'^{2+}$	$(0.032 \pm 0.037)\%$	
	$y'^{+}$	$(-0.12 \pm 0.58)\%$	
$\bar{D}^0 \rightarrow K^- \pi^+$ (Belle)	$A_D$	$(2.3 \pm 4.7)\%$	same as above
	$x'^{2-}$	$(0.006 \pm 0.034)\%$	
	$y'^{-}$	$(0.20 \pm 0.54)\%$	
$D^0 \rightarrow K^+ \pi^-$ + c.c. (CDF)	$R_D$	$(0.304 \pm 0.055)\%$	$\left\{ \begin{array}{ccc} 1 & 0.923 & -0.971 \\ 0.923 & 1 & -0.984 \\ -0.971 & -0.984 & 1 \end{array} \right\}$
	$x'^2$	$(-0.012 \pm 0.035)\%$	
	$y'$	$(0.85 \pm 0.76)\%$	

Table 140: Left: decay modes used to determine fitted parameters  $x$ ,  $y$ ,  $\delta$ ,  $\delta_{K\pi\pi}$ ,  $R_D$ ,  $A_D$ ,  $|q/p|$ , and  $\phi$ . Middle: the observables measured for each decay mode. Right: the relationships between the observables measured and the fitted parameters.

Decay Mode	Observables	Relationship
$D^0 \rightarrow K^+ K^- / \pi^+ \pi^-$	$y_{CP}$ $A_\Gamma$	$2y_{CP} = ( q/p  +  p/q ) y \cos \phi - ( q/p  -  p/q ) x \sin \phi$ $2A_\Gamma = ( q/p  -  p/q ) y \cos \phi - ( q/p  +  p/q ) x \sin \phi$
$D^0 \rightarrow K_S^0 \pi^+ \pi^-$	$x$ $y$ $ q/p $ $\phi$	
$D^0 \rightarrow K^+ \ell^- \nu$	$R_M$	$R_M = (x^2 + y^2)/2$
$D^0 \rightarrow K^+ \pi^- \pi^0$ (Dalitz plot analysis)	$x''$ $y''$	$x'' = x \cos \delta_{K\pi\pi} + y \sin \delta_{K\pi\pi}$ $y'' = y \cos \delta_{K\pi\pi} - x \sin \delta_{K\pi\pi}$
“Double-tagged” branching fractions measured in $\psi(3770) \rightarrow DD$ decays	$R_M$ $y$ $R_D$ $\sqrt{R_D} \cos \delta$	$R_M = (x^2 + y^2)/2$
$D^0 \rightarrow K^+ \pi^-$	$R_D^+$ , $R_D^-$ $x'^{2+}$ , $x'^{2-}$ $y'^+$ , $y'^-$	$R_D = (R_D^+ + R_D^-)/2$ $A_D = (R_D^+ - R_D^-)/(R_D^+ + R_D^-)$ $x' = x \cos \delta + y \sin \delta$ $y' = y \cos \delta - x \sin \delta$ $A_M \equiv ( q/p ^4 - 1)/( q/p ^4 + 1)$ $x'^{\pm} = [(1 \pm A_M)/(1 \mp A_M)]^{1/4} (x' \cos \phi \pm y' \sin \phi)$ $y'^{\pm} = [(1 \pm A_M)/(1 \mp A_M)]^{1/4} (y' \cos \phi \mp x' \sin \phi)$

Table 141: Results of the global fit for different assumptions concerning  $CPV$ .

Parameter	No $CPV$	No direct $CPV$	$CPV$ -allowed	$CPV$ -allowed 95% C.L.
$x$ (%)	$0.91^{+0.25}_{-0.26}$	$0.89^{+0.26}_{-0.27}$	$0.89^{+0.26}_{-0.27}$	[0.34, 1.39]
$y$ (%)	$0.73 \pm 0.18$	$0.76 \pm 0.18$	$0.75^{+0.17}_{-0.18}$	[0.39, 1.09]
$\delta$ ( $^\circ$ )	$20.6^{+11.4}_{-12.4}$	$22.7^{+11.4}_{-12.3}$	$21.9^{+11.3}_{-12.4}$	[-5.7, 44.3]
$R_D$ (%)	$0.3342 \pm 0.0084$	$0.3343 \pm 0.0085$	$0.3348 \pm 0.0086$	[0.318, 0.352]
$A_D$ (%)	—	—	$-2.0 \pm 2.4$	[-6.7, 2.7]
$ q/p $	—	$0.95^{+0.15}_{-0.14}$	$0.87^{+0.18}_{-0.15}$	[0.59, 1.24]
$\phi$ ( $^\circ$ )	—	$-2.7^{+5.6}_{-5.8}$	$-9.1^{+8.1}_{-7.8}$	[-24.7, 7.0]
$\delta_{K\pi\pi}$ ( $^\circ$ )	$31.5^{+25.8}_{-26.6}$	$33.4^{+25.8}_{-26.5}$	$33.0^{+25.9}_{-26.6}$	[-21.2, 85.0]

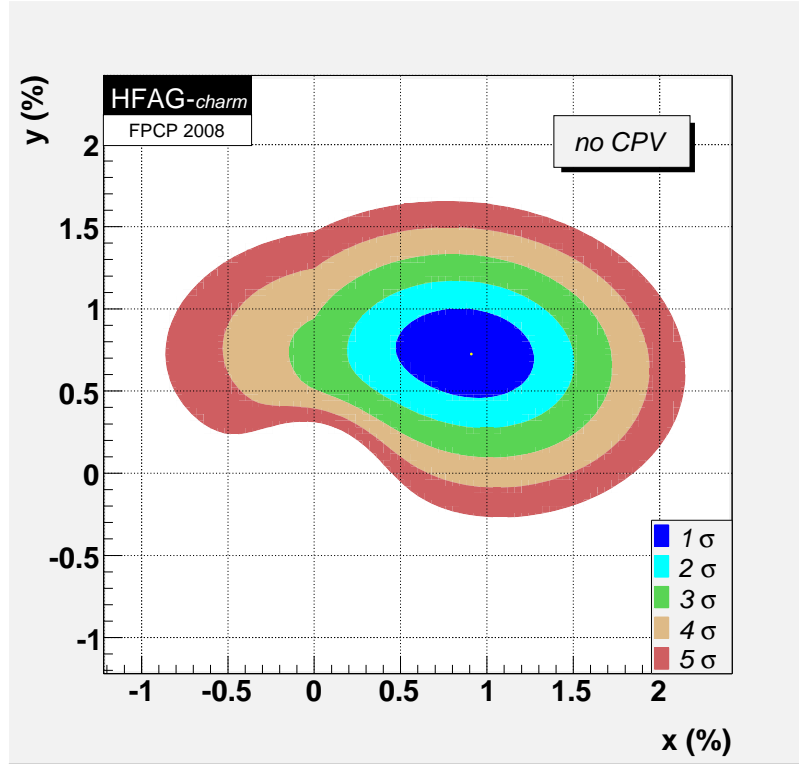


Figure 57: Two-dimensional contours for mixing parameters  $(x, y)$ , for no  $CPV$ .

Table 142: Individual contributions to the  $\chi^2$  for the  $CPV$ -allowed fit.

Observable	$\chi^2$	$\sum \chi^2$
$y_{CP}$	2.32	2.32
$A_\Gamma$	0.12	2.44
$x_{K^0\pi^+\pi^-}$	0.06	2.49
$y_{K^0\pi^+\pi^-}$	1.68	4.18
$ q/p _{K^0\pi^+\pi^-}$	0.00	4.18
$\phi_{K^0\pi^+\pi^-}$	0.47	4.64
$R_M(K^+\ell^-\nu)$	0.05	4.70
$x_{K^+\pi^-\pi^0}$	1.73	6.43
$y_{K^+\pi^-\pi^0}$	1.52	7.95
$R_M/y/R_D/\sqrt{R_D}\cos\delta$ (CLEOc)	5.60	13.55
$R_D^+/x'^{2+}/y'^+$ (Babar)	2.59	16.14
$R_D^-/x'^{2-}/y'^-$ (Babar)	1.79	17.93
$R_D^+/x'^{2+}/y'^+$ (Belle)	3.84	21.77
$R_D^-/x'^{2-}/y'^-$ (Belle)	1.22	22.99
$R_D/x'^2/y'$ (CDF)	0.54	23.53

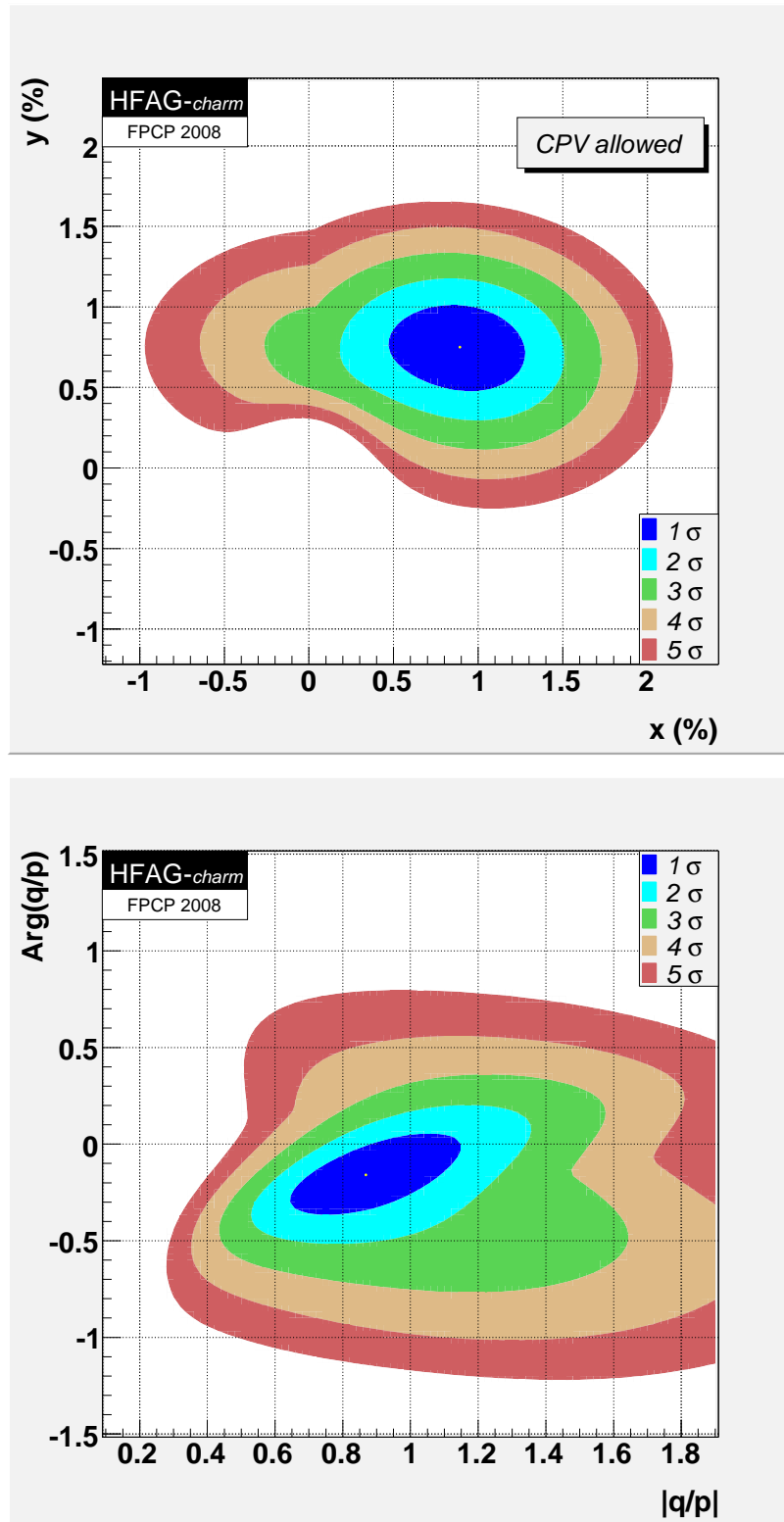


Figure 58: Two-dimensional contours for parameters  $(x, y)$  (top) and  $(|q/p|, \phi)$  (bottom), allowing for  $CPV$ .

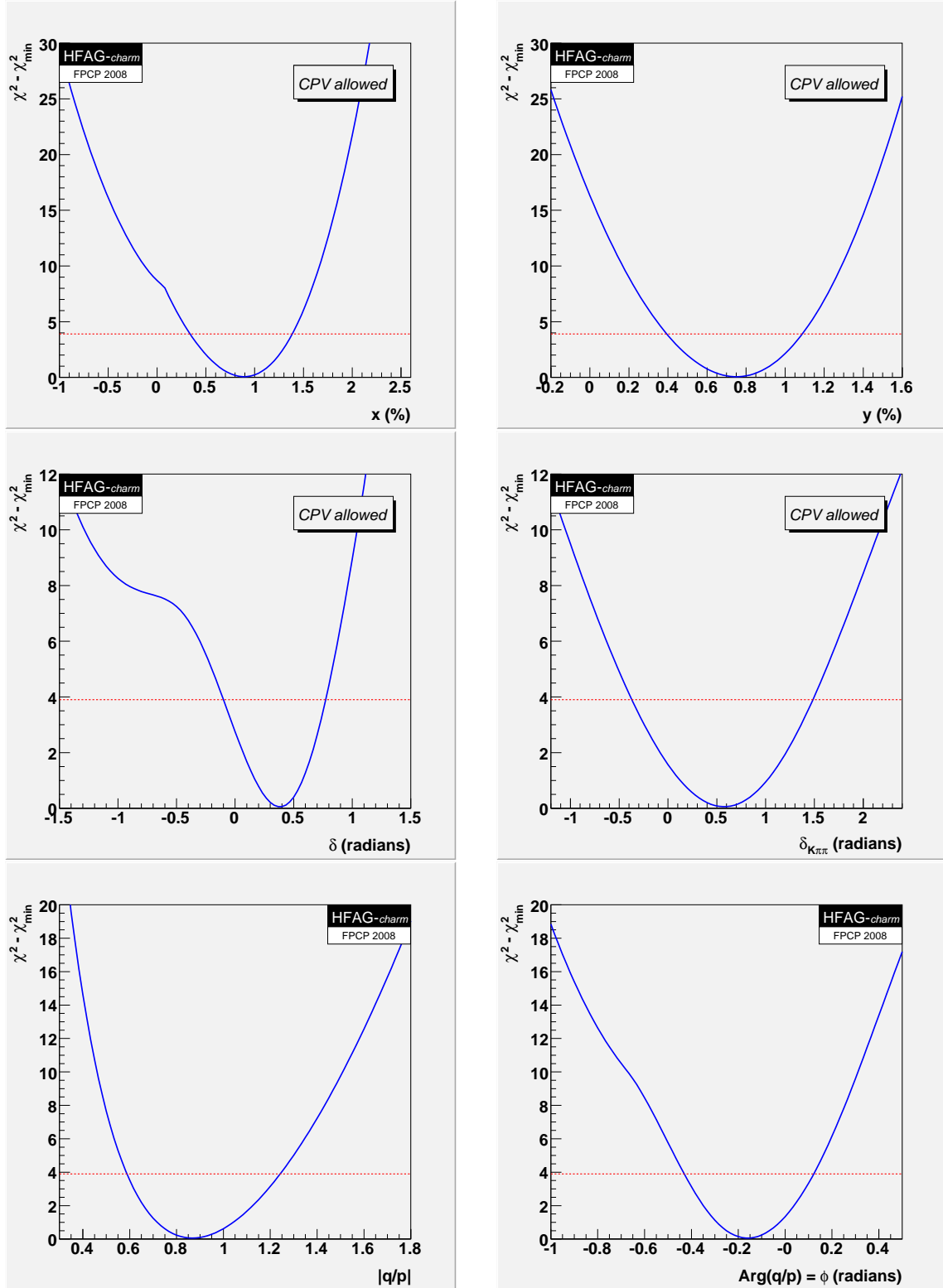


Figure 59: The function  $\Delta\chi^2 = \chi^2 - \chi^2_{\min}$  for fitted parameters  $x$ ,  $y$ ,  $\delta$ ,  $\delta_{K\pi\pi}$ ,  $|q/p|$ , and  $\phi$ . The points where  $\Delta\chi^2 = 3.84$  (denoted by the dashed horizontal line) determine a 95% C.L. interval.

## 8.2 Excited $D_{(s)}$ Mesons

Tables 143–145 represent a summary of recent results with an emphasis on information not provided in Ref. [3]. For a complete list of related publications, see Ref. [3]. All upper limits (U.L.) correspond to 90% confidence (C.L.) unless otherwise noted. The significances listed are approximate; they are calculated as either  $\sqrt{-2\Delta \log \mathcal{L}}$  or  $\sqrt{\Delta\chi^2}$ , where  $\Delta$  represents the change in the corresponding minimized function between two hypotheses, e.g., those for different spin states.

The broad charged  $J^P = 1^+ c\bar{d}$  state is denoted  $D_1(2430)^+$ , although it has not yet been observed. The masses of narrow states  $D_1(2420)^\pm$ ,  $D_1(2420)^0$ ,  $D_2^*(2460)^0$ ,  $D_2^*(2460)^\pm$  and  $D_{s0}^*(2317)^\pm$ ,  $D_{s1}(2460)^\pm$ ,  $D_{s1}(2536)^\pm$ ,  $D_{s2}(2573)^\pm$  are well-measured, and thus only their averages are given [3]. The first observations of  $D_{s1}(2460)^\pm$  and  $D_{s0}^*(2317)^\pm$  states are described in Refs. [415] and [416], respectively.

The masses and widths of narrow ( $\Gamma \sim 20\text{--}40$  MeV) orbitally excited  $D$  mesons (denoted  $D^{**}$ ), both neutral and charged, are well established. Measurements of broad states ( $\Gamma \sim 200\text{--}400$  MeV) are less abundant, as identifying the signal is more challenging. There is a slight discrepancy between the  $D_0^*(2400)^0$  masses measured by the Belle [417] and FOCUS [418] experiments. No data exists yet for the  $D_1(2430)^\pm$  state. Dalitz plot analyses of  $B \rightarrow D^{(*)}\pi\pi$  decays strongly favor the assignments  $0^+$  and  $1^+$  for the spin-parity quantum numbers of the  $D_0^*(2400)^0/D_0^*(2400)^\pm$  and  $D_1(2430)^0$  states, respectively. The measured masses and widths, as well as the  $J^P$  values, are in agreement with theoretical predictions based on potential models [419]. While the branching fractions for  $B$  mesons decaying to a narrow  $D^{**}$  state and a pion are similar for charged and neutral  $B$  initial states, the branching fractions to a broad  $D^{**}$  state and  $\pi^+$  are much larger for  $B^+$  than for  $B^0$ . This may be due to the fact that color-suppressed amplitudes contribute only to the  $B^+$  decay and not to the  $B^0$  decay (for a theoretical discussion, see Ref. [420]).

The discoveries of the  $D_{s0}^*(2317)^\pm$  and  $D_{s1}(2460)^\pm$  have triggered increased interest in properties of, and searches for, excited  $D_s$  mesons (here generically denoted  $D_s^{**}$ ). While the masses and widths of  $D_{s1}(2536)^\pm$  and  $D_{s2}(2573)^\pm$  states are in relatively good agreement with potential model predictions, the masses of  $D_{s0}^*(2317)^\pm$  and  $D_{s1}(2460)^\pm$  states (and consequently their widths, less than around 5 MeV) are significantly lower than expected (see Ref. [421] for a discussion of  $c\bar{s}$  models). Moreover, the mass splitting between these two states greatly exceeds that between the  $D_{s1}(2536)^\pm$  and  $D_{s2}(2573)^\pm$ . These unexpected properties have led to interpretations of the  $D_{s0}^*(2317)^\pm$  and  $D_{s1}(2460)^\pm$  as exotic four-quark states.

While there are few measurements with respect to the  $J^P$  values of  $D_{s0}^*(2317)^\pm$  and  $D_{s1}(2460)^\pm$ , the available data favors  $0^+$  and  $1^+$ , respectively. A molecule-like ( $DK$ ) interpretation of the  $D_{s0}^*(2317)^\pm$  and  $D_{s1}(2460)^\pm$  [422] that can account for their low masses and isospin-breaking decay modes is tested by searching for charged and neutral isospin partners of these states; thus far such searches have yielded negative results. Hence the subset of models that predict equal production rates for different charged states is nominally excluded. The molecular picture can also be tested by measuring the rates for the radiative processes  $D_{s0}^*(2317)^\pm/D_{s1}(2460)^\pm \rightarrow D_s^{(*)}\gamma$  and comparing to theoretical predictions. The predicted rates, however, are below the sensitivity of current experiments. Another model successful in explaining the total widths and the  $D_{s0}^*(2317)^\pm$ - $D_{s1}(2460)^\pm$  mass splitting is based on the assumption that these states are chiral partners of the ground states  $D_s^+$  and  $D_s^{*\pm}$  [423]. While some measured branching fraction ratios agree with predicted values, further experimental tests with better sensitivity are needed

to confirm or refute this scenario.

In addition to the  $D_{s0}^*(2317)^\pm$  and  $D_{s1}(2460)^\pm$  states, other excited  $D_s$  states may have been observed. SELEX has reported a  $D_{sJ}(2632)^\pm$  candidate, but this has not been confirmed by other experiments. Recently, Belle and BaBar have observed  $D_{sJ}(2700)^\pm$  and  $D_{sJ}(2860)^\pm$  states, which may be radial excitations of the  $D_s^{*\pm}$  and  $D_{s0}^*(2317)^\pm$ , respectively. However, the  $D_{sJ}(2860)^\pm$  has been searched for in  $B$  decays and not observed, which may indicate that this state has higher spin.



Table 143: Recent results for properties of  $D^{**}$  mesons.

	Main results	Reference	Comments
Masses [MeV/ $c^2$ ], widths [MeV]	$M(D_2^*(2460)^0) : 2461.1 \pm 1.6; \Gamma(D_2^*(2460)^0) : 43 \pm 4$ $M(D_2^*(2460)^\pm) : 2459 \pm 4; \Gamma(D_2^*(2460)^\pm) : 29 \pm 5$ $M(D_1(2420)^0) : 2422.3 \pm 1.3; \Gamma(D_1(2420)^0) : 20.4 \pm 1.7$ $M(D_1(2420)^\pm) : 2423.4 \pm 3.1; \Gamma(D_1(2420)^\pm) : 25 \pm 6$	[3]	PDG average
	$M(D_0^*(2400)^0) : 2308 \pm 17 \pm 15 \pm 28$ $\Gamma(D_0^*(2400)^0) : 276 \pm 21 \pm 18 \pm 60$ $\Gamma(D_2^*(2460)^0) : 45.6 \pm 4.4 \pm 6.5 \pm 1.6$ $\Gamma(D_1(2420)^0) : 23.7 \pm 2.7 \pm 0.2 \pm 4.0$ $M(D_1(2430)^0) : 2427 \pm 26 \pm 20 \pm 15$ $\Gamma(D_1(2430)^0) : 384 \pm^{107}_{75} \pm 24 \pm 70$	[417]	last error due to Dalitz model
	$\Gamma(D_2^*(2460)^\pm) : 49.7 \pm 3.8 \pm 4.1 \pm 4.9$	[424]	
	$\Gamma(D_2^*(2460)^0) : 38.7 \pm 5.3 \pm 2.9$ $\Gamma(D_2^*(2460)^\pm) : 34.1 \pm 6.5 \pm 4.2$ $M(D_0^*(2400)^0/D_1(2430)^0) : 2407 \pm 21 \pm 35$ $\Gamma(D_0^*(2400)^0/D_1(2430)^0) : 240 \pm 55 \pm 59$ $M(D_0^*(2400)^\pm/D_1(2430)^\pm) : 2403 \pm 14 \pm 35$ $\Gamma(D_0^*(2400)^\pm/D_1(2430)^\pm) : 283 \pm 24 \pm 34$	[418]	$D_0^*(2400)^0/D_1(2430)^0$ and $D_0^*(2400)^\pm/D_1(2430)^\pm$ may contribute to signal
	$\Gamma(D_2^*(2460)^0) : 49.2 \pm 2.3 \pm 1.2$ $\Gamma(D_1(2420)^0) : 20.0 \pm 1.7 \pm 1.3$	[425]	
Branching fractions [ $10^{-4}$ ]	$B^- \rightarrow D_0^*(2400)^0 \pi^-$ , $D_0^*(2400)^0 \rightarrow D^+ \pi^- : 6.1 \pm 0.6 \pm 0.9 \pm 1.6$ $B^- \rightarrow D_2^*(2460)^0 \pi^-$ , $D_2^*(2460)^0 \rightarrow D^+ \pi^- : 3.4 \pm 0.3 \pm 0.6 \pm 0.4$ $B^- \rightarrow D_1(2420)^0 \pi^-$ , $D_1(2420)^0 \rightarrow D^{*+} \pi^- : 6.8 \pm 0.7 \pm 1.3 \pm 0.3$ $B^- \rightarrow D_2^*(2460)^0 \pi^-$ , $D_2^*(2460)^0 \rightarrow D^{*+} \pi^- : 1.8 \pm 0.3 \pm 0.3 \pm 0.2$ $B^- \rightarrow D_1(2430)^0 \pi^-$ $D_1(2430)^0 \rightarrow D^{*+} \pi^- : 5.0 \pm 0.4 \pm 1.0 \pm 0.4$	[417]	
	$\overline{B}^0 \rightarrow D_2^*(2460)^+ \pi^-$ , $D_2^*(2460)^+ \rightarrow D^0 \pi^+ : 2.15 \pm 0.17 \pm 0.29 \pm 0.12$ $\overline{B}^0 \rightarrow D_0^*(2400)^+ \pi^-$ $D_0^*(2400)^+ \rightarrow D^0 \pi^+ : 0.60 \pm 0.13 \pm 0.15 \pm 0.22$	[424]	last error due to Dalitz model; $M(D_0^*(2400)^\pm) = M(D_0^*(2400)^0)$ , $\Gamma(D_0^*(2400)^\pm) = \Gamma(D_0^*(2400)^0)$ assumed
	$B^- \rightarrow D_1(2420)^0 \pi^-$ , $D_1(2420)^0 \rightarrow D^0 \pi^+ \pi^- : 1.85 \pm 0.29 \pm 0.35 \pm^{0.00}_{0.43}$ $\overline{B}^0 \rightarrow D_1(2420)^+ \pi^-$ , $D_1(2420)^+ \rightarrow D^+ \pi^+ \pi^- : 0.89 \pm 0.15 \pm 0.17 \pm^{0.00}_{0.27}$	[426]	last error due to possible $D_2^*(2460)^0$ , $D_2^*(2460)^\pm$ contr.
Quantum numbers ( $J^P$ )	$D_0^*(2400)^0 : 0^+$	[417]	$0^+$ preferred over $1^-, 2^+$ with sign. $> 10\sigma$
	$D_1(2430)^0 : 1^+$		$1^+$ preferred over $0^-, 1^-, 2^+$ with sign. $> 10\sigma$
	$D_0^*(2400)^\pm : 0^+$	[424]	$0^+$ preferred over $1^-, 2^+$ with sign. $\sim 5\sigma$

Table 144: Recent results for masses and branching fractions of excited  $D_s$  mesons.

	Main results	Reference	Comments
Masses [MeV/c <sup>2</sup> ], widths [MeV]	$M(D_{s0}^*(2317)^\pm) : 2317.8 \pm 0.6$ $M(D_{s1}(2460)^\pm) : 2459.6 \pm 0.6$ $M(D_{s1}(2536)^\pm) : 2535.24 \pm 0.29$ $M(D_{s2}(2573)^\pm) : 2572.6 \pm 0.9$	[3]	PDG average
	$\Gamma(D_{s0}^*(2317)^\pm) : < 4.6$ $\Gamma(D_{s1}(2460)^\pm) : < 5.5$	[427]	
	$\Gamma(D_{s0}^*(2317)^\pm) : < 3.8$ $\Gamma(D_{s1}(2460)^\pm) : < 3.5$	[428]	95% C.L. U.L.
	$M(D_{sJ}(2700)^\pm) : 2708 \pm 9 \pm_{10}^{11}; \Gamma(D_{sJ}(2700)^\pm) : 108 \pm 23 \pm_{31}^{36}$	[429]	
	$M(D_{sJ}(2860)^\pm) : 2856.6 \pm 1.5 \pm 5.0; \Gamma(D_{sJ}(2860)^\pm) : 48 \pm 7 \pm 10$	[430]	
	$M(D_{sJ}(2632)^\pm) : 2632.5 \pm 1.7; \Gamma(D_{sJ}(2632)^\pm) : < 17$	[431]	not seen by other exp's; sys. err. not given
Branching fractions [10 <sup>-4</sup> ]	$B^0 \rightarrow D^- D_{s0}(2317)^+, D_{s0}(2317)^+ \rightarrow D_s^+ \pi^0 : 8.6 \pm_{2.6}^{3.3} \pm 2.6$ $B^0 \rightarrow D^- D_{s1}(2460)^+, D_{s1}(2460)^+ \rightarrow D_s^{*+} \pi^0 : 22.7 \pm_{6.2}^{7.3} \pm 6.8$ $B^0 \rightarrow D^- D_{s1}(2460)^+, D_{s1}(2460)^+ \rightarrow D_s^+ \gamma : 8.2 \pm_{1.9}^{2.2} \pm 2.5$	[432]	further br. frac. for $B^0, B^\pm$ in paper
	$B^0 \rightarrow D^- D_{s0}(2317)^+, D_{s0}(2317)^+ \rightarrow D_s^+ \pi^0 : 18 \pm 4 \pm 3 \pm_{4}^6$ $B^0 \rightarrow D^- D_{s1}(2460)^+, D_{s1}(2460)^+ \rightarrow D_s^{*+} \pi^0 : 28 \pm 8 \pm 5 \pm_{6}^{10}$ $B^0 \rightarrow D^- D_{s1}(2460)^+, D_{s1}(2460)^+ \rightarrow D_s^+ \gamma : 8 \pm 2 \pm 1 \pm_{2}^3$	[433]	further br. frac. for $B^0, B^\pm$ in paper; last error from $B(D, D_s^+)$
	$\frac{B(D_{s1}(2460)^\pm \rightarrow D_s^+ \gamma)}{B(D_{s1}(2460)^\pm \rightarrow D_s^{*\pm} \pi^0)} = 0.55 \pm 0.13 \pm 0.08$ $\frac{B(D_{s1}(2460)^\pm \rightarrow D_s^+ \pi^+ \pi^-)}{B(D_{s1}(2460)^\pm \rightarrow D_s^{*\pm} \pi^0)} = 0.14 \pm 0.04 \pm 0.02$ $\frac{\sigma(D_{s1}(2536)^\pm) B(D_{s1}(2536)^\pm \rightarrow D_s^+ \pi^+ \pi^-)}{\sigma(D_{s1}(2460)^\pm) B(D_{s1}(2460)^\pm \rightarrow D_s^+ \pi^+ \pi^-)} = 1.05 \pm 0.32 \pm 0.06$	[427]	
	$B \rightarrow D_{s0}^*(2317)^\pm K^\mp, D_{s0}^*(2317)^\pm \rightarrow D_s^+ \pi^0 :$ $0.53 \pm_{0.13}^{0.15} \pm 0.07 \pm 0.14$ $B \rightarrow D_{s1}(2460)^\pm K^\mp, D_{s1}(2460)^\pm \rightarrow D_s^+ \gamma : < 0.094$	[434]	last error due to $B(D_s^+)$
	$\frac{\sigma(D_{s0}^*(2317)^\pm) B(D_{s0}^*(2317)^\pm \rightarrow D_s^+ \pi^0)}{\sigma(D_s^+) } = (7.9 \pm 1.2 \pm 0.4) \cdot 10^{-2}$ $\frac{\sigma(D_{s1}(2460)^\pm) B(D_{s1}(2460)^\pm \rightarrow D_s^{*\pm} \pi^0)}{\sigma(D_s^+) } = (3.5 \pm 0.9 \pm 0.2) \cdot 10^{-2}$	[416]	
	$\frac{B(D_{s1}(2536)^\pm \rightarrow D_s^\pm \pi^+ K^\pm)}{B(D_{s1}(2536)^\pm \rightarrow D_s^{*\pm} K^0)} = (3.27 \pm 0.18 \pm 0.37)\%$	[435]	
	$B \rightarrow D_{s1}(2536)^\pm \bar{D}^\mp : 1.71 \pm 0.48 \pm 0.32$ $B \rightarrow D_{s1}(2536)^\pm D^{*\mp} : 3.32 \pm 0.88 \pm 0.66$ $B^+ \rightarrow D_{s1}(2536)^+ \bar{D}^0 : 2.16 \pm 0.52 \pm 0.45$ $B^+ \rightarrow D_{s1}(2536)^+ \bar{D}^{*0} : 5.46 \pm 1.17 \pm 1.04$	[436]	$D_{s1}(2536)^+ \rightarrow D^{*0} K^+$ used; br. frac. with $D_{s1}(2536)^+ \rightarrow D^{*+} K^0$ in paper
	$\frac{B(D_{s1}(2536)^+ \rightarrow D^{*0} K^+)}{B(D_{s1}(2536)^+ \rightarrow D^{*+} K^0)} = 1.32 \pm 0.47 \pm 0.23$	[437]	
	$B^+ \rightarrow D_{sJ}(2700)^+ \bar{D}^0, D_{sJ}(2700)^+ \rightarrow D^0 K^+ : 11.3 \pm 2.2 \pm_{2.8}^{1.4}$	[429]	
	$\frac{B(D_{s1}(2460)^\pm \rightarrow D_s^+ \gamma)}{B(D_{s1}(2460)^\pm \rightarrow D_s^+ \pi^0 \gamma)} = 0.337 \pm 0.036 \pm 0.038$ $\frac{B(D_{s1}(2460)^\pm \rightarrow D_s^+ \pi^+ \pi^-)}{B(D_{s1}(2460)^\pm \rightarrow D_s^+ \pi^0 \gamma)} = 0.077 \pm 0.013 \pm 0.008$	[428]	95% C.L. U.L.
	$B(D_{s1}(2460)^\pm \rightarrow D_s^{*\pm} \pi^0) = (56 \pm 13 \pm 9)\%$ $B(D_{s1}(2460)^\pm \rightarrow D_s^+ \gamma) = (16 \pm 4 \pm 3)\%$	[438]	
	$\frac{B(D_{sJ}(2632)^+ \rightarrow D^0 K^+)}{B(D_{sJ}(2632)^+ \rightarrow D_s^+ \eta)} = 0.14 \pm 0.06$	[431]	not seen by other exp's; sys. err. not given

Table 145: Recent results for quantum numbers of excited  $D_s$  mesons.

Quantum numbers ( $J^P$ )	Main results	Reference	Comments
	$\frac{\mathcal{A}_{L=2}(D_{s1}(2536)^\pm \rightarrow D^{*\pm} K_S)}{\mathcal{A}_{L=0}(D_{s1}(2536)^\pm \rightarrow D^{*\pm} K_S)} = (0.63 \pm 0.07 \pm 0.02) \text{Exp}[\pm i(0.76 \pm 0.03 \pm 0.01)]$	[434]	D-/S-wave amp. ratio
	$D_{s0}^*(2317)^\pm : 0^+, 1^-, 2^+, \dots$	[415]	natural $J^P$ based on $J^P$ conserv.
	$D_{s1}(2536)^\pm : 1^+, 1^-$	[436]	$1^-$ preferred over $2^+$ with sign. $\sim 4\sigma$ ; $1^+$ preferred over $2^-$ with sign. $\sim 3\sigma$ ;
	$D_{sJ}(2700)^\pm : 1^-$	[429]	$1^-$ preferred over $0^+, 2^+$ with sign. $> 10\sigma$
	$D_{sJ}(2860)^\pm : 0^+, 1^-, 2^+, \dots$	[430]	natural $J^P$ based on $J^P$ conserv.
	$D_{s1}(2460)^\pm : 1^+$	[432]	$1^+$ preferred over $2^-$ with sign. $\sim 6\sigma$
	$D_{s1}(2460)^\pm : J \neq 0$	[428]	$0^-$ disfavored with sign. $\sim 5\sigma$ ; assuming decay $D_{s1}(2460)^\pm \rightarrow D_s^{*\pm} \pi^0$ $\rightarrow D_s^+ \gamma \pi^0$

## 8.3 Semileptonic Decays

### 8.3.1 Introduction

Semileptonic decays of  $D$  mesons involve the interaction of a leptonic current with a hadronic current. The latter is nonperturbative and cannot be calculated from first principles; thus it is usually parameterized in terms of form factors. The transition matrix element is written

$$\mathcal{M} = -i \frac{G_F}{\sqrt{2}} V_{cq} L^\mu H_\mu, \quad (160)$$

where  $G_F$  is the Fermi constant and  $V_{cq}$  is a CKM matrix element. The leptonic current  $L_\mu$  is evaluated directly from the lepton spinors and has a simple structure; this allows one to extract information about the form factors (in  $H_\mu$ ) from data on semileptonic decays [439]. Conversely, because there are no final-state interactions between the leptonic and hadronic systems, semileptonic decays for which the form factors can be calculated allow one to determine  $V_{cq}$  [440].

### 8.3.2 $D \rightarrow P\ell\nu$ Decays

When the final state hadron is a pseudoscalar, the hadronic current is given by

$$H_\mu = \langle P(p) | \bar{q} \gamma^\mu c | D(p') \rangle = f_+(q^2) \left[ (p' + p)^\mu - \frac{M_D^2 - m_P^2}{q^2} q^\mu \right] + f_0(q^2) \frac{M_D^2 - m_P^2}{q^2} q^\mu, \quad (161)$$

where  $M_D$  and  $p'$  are the mass and four momentum of the parent  $D$  meson,  $m_P$  and  $p$  are those of the daughter meson,  $f_+(q^2)$  and  $f_0(q^2)$  are form factors, and  $q = p' - p$ . Kinematics require that  $f_+(0) = f_0(0)$ . The contraction  $q^\mu L_\mu$  results in terms proportional to  $m_\ell$  [441], and thus for  $\ell = e, \mu$  the last two terms in Eq. (161) are negligible. Thus, only the  $f_+(q^2)$  form factor is relevant. The differential partial width is

$$\frac{d\Gamma(D \rightarrow P\ell\bar{\nu}_\ell)}{dq^2 d\cos\theta_\ell} = \frac{G_F^2 |V_{cq}|^2}{32\pi^3} p^{*3} |f_+(q^2)|^2 \sin^2\theta_\ell, \quad (162)$$

where  $p^*$  is the magnitude of the momentum of the final state hadron in the  $D$  rest frame.

The form factor is traditionally parametrized with an explicit pole and a sum of effective poles:

$$f_+(q^2) = \frac{f(0)}{1 - \alpha} \left( \frac{1}{1 - q^2/m_{\text{pole}}^2} \right) + \sum_{k=1}^N \frac{\rho_k}{1 - q^2/(\gamma_k m_{\text{pole}}^2)}, \quad (163)$$

where  $\rho_k$  and  $\gamma_k$  are expansion parameters. The parameter  $m_{\text{pole}}$  is the mass of the lowest-lying  $c\bar{q}$  resonance with the appropriate quantum numbers; this is expected to provide the largest contribution to the form factor for the  $c \rightarrow q$  transition. For example, for  $D \rightarrow \pi$  transitions the dominant resonance is expected to be  $D^*$ , and thus  $m_{\text{pole}} = m_{D^*}$ .

### 8.3.3 Simple Pole

Equation (163) can be simplified by neglecting the sum over effective poles, leaving only the explicit vector meson pole. This approximation is referred to as “nearest pole dominance” or

“vector-meson dominance.” The resulting parameterization is

$$f_+(q^2) = \frac{f_+(0)}{(1 - q^2/m_{\text{pole}}^2)}. \quad (164)$$

However, values of  $m_{\text{pole}}$  that give a good fit to the data do not agree with the expected vector meson masses [443]. To address this problem, the “modified pole” or Becirevic-Kaidalov (BK) parameterization [444] was introduced. This parametrization assumes that gluon hard-scattering contributions ( $\delta$ ) are near zero, and scaling violations ( $\beta$ ) are near unity [443]:

$$1 + 1/\beta - \delta \equiv \frac{(M_D^2 - m_P^2)}{f_+(0)} \left. \frac{df_+}{dq^2} \right|_{q^2=0} \approx 2. \quad (165)$$

The parameterization takes the form

$$f_+(q^2) = \frac{f_+(0)}{(1 - q^2/m_{\text{pole}}^2)} \left( 1 - \alpha_{\text{BK}} \frac{q^2}{m_{\text{pole}}^2} \right). \quad (166)$$

To be consistent with  $1 + 1/\beta - \delta \approx 2$ , the parameter  $\alpha_{\text{BK}}$  should be near the value 1.75.

This parameterization has been used by several experiments to determine form factor parameters. Measured values of  $m_{\text{pole}}$  and  $\alpha_{\text{BK}}$  are listed Tables 146 and 147 for  $D \rightarrow K\ell\nu$  and  $D \rightarrow \pi\ell\nu$  decays, respectively. Both tables show  $\alpha_{\text{BK}}$  to be substantially lower than the expected value of  $\sim 1.75$ .

Table 146: Results for  $m_{\text{pole}}$  and  $\alpha_{\text{BK}}$  from various experiments for  $D^0 \rightarrow K^-\ell^+\nu$  and  $D^+ \rightarrow K_S\ell^+\nu$  decays. The last entry is a lattice QCD prediction.

$D \rightarrow K\ell\nu$ Expt.	Ref.	$m_{\text{pole}}$ (GeV/ $c^2$ )	$\alpha_{\text{BK}}$
CLEO III	[445]	$1.89 \pm 0.05^{+0.04}_{-0.03}$	$0.36 \pm 0.10^{+0.03}_{-0.07}$
FOCUS	[446]	$1.93 \pm 0.05 \pm 0.03$	$0.28 \pm 0.08 \pm 0.07$
BELLE	[447]	$1.82 \pm 0.04 \pm 0.03$	$0.52 \pm 0.08 \pm 0.06$
BaBar	[448]	$1.884 \pm 0.012 \pm 0.016$	$0.377 \pm 0.023 \pm 0.031$
CLEO-c ( $D^0 \rightarrow K^+$ )	[449]	$1.943^{+0.037}_{-0.033} \pm 0.011$	$0.258^{+0.063}_{-0.065} \pm 0.020$
CLEO-c ( $D^0 \rightarrow K^+$ )	[450]	$1.97 \pm 0.03 \pm 0.01$	$0.21 \pm 0.05 \pm 0.03$
CLEO-c ( $D^+ \rightarrow K_S$ )	[449]	$2.02^{+0.07}_{-0.06} \pm 0.02$	$0.127^{+0.099}_{-0.104} \pm 0.031$
CLEO-c ( $D^+ \rightarrow K_S$ )	[450]	$1.96 \pm 0.04 \pm 0.02$	$0.22 \pm 0.08 \pm 0.03$
Fermilab lattice/MILC/HPQCD	[451]	–	$0.50 \pm 0.04$

### 8.3.4 $z$ Expansion

Several groups have advocated an alternative series expansion around some value  $q^2 = t_0$  to parameterize  $f_+$  [439, 442, 452, 453]. This expansion is given in terms of a complex parameter  $z$ , which is the analytic continuation of  $q^2$  into the complex plane:

$$z(q^2, t_0) = \frac{\sqrt{t_+ - q^2} - \sqrt{t_+ - t_0}}{\sqrt{t_+ - q^2} + \sqrt{t_+ - t_0}}, \quad (167)$$

Table 147: Results for  $m_{\text{pole}}$  and  $\alpha_{\text{BK}}$  from various experiments for  $D^0 \rightarrow \pi^- \ell^+ \nu$  and  $D^+ \rightarrow \pi^0 \ell^+ \nu$  decays. The last entry is a lattice QCD prediction.

$D \rightarrow \pi \ell \nu$ Expt.	Ref.	$m_{\text{pole}}$ (GeV/ $c^2$ )	$\alpha_{\text{BK}}$
CLEO III	[445]	$1.86^{+0.10+0.07}_{-0.06-0.03}$	$0.37^{+0.20}_{-0.31} \pm 0.15$
FOCUS	[446]	$1.91^{+0.30}_{-0.15} \pm 0.07$	–
BELLE	[447]	$1.97 \pm 0.08 \pm 0.04$	$0.10 \pm 0.21 \pm 0.10$
CLEO-c ( $D^0 \rightarrow \pi^+$ )	[449]	$1.941^{+0.042}_{-0.034} \pm 0.009$	$0.20^{+0.10}_{-0.11} \pm 0.03$
CLEO-c ( $D^0 \rightarrow \pi^+$ )	[450]	$1.87 \pm 0.03 \pm 0.01$	$0.37 \pm 0.08 \pm 0.03$
CLEO-c ( $D^+ \rightarrow \pi^0$ )	[449]	$1.99^{+0.11}_{-0.08} \pm 0.06$	$0.05^{+0.19}_{-0.22} \pm 0.13$
CLEO-c ( $D^+ \rightarrow \pi^0$ )	[450]	$1.97 \pm 0.07 \pm 0.02$	$0.14 \pm 0.16 \pm 0.04$
Fermilab lattice/MILC/HPQCD	[451]	–	$0.44 \pm 0.04$

where  $t_{\pm} \equiv (M_D \pm m_h)^2$  and  $t_0$  is the (arbitrary)  $q^2$  value corresponding to  $z = 0$ . The physical region corresponds to  $|z| < 1$ .

The form factor is expressed as

$$f_+(q^2) = \frac{1}{P(q^2) \phi(q^2, t_0)} \sum_{k=0}^{\infty} a_k(t_0) [z(q^2, t_0)]^k, \quad (168)$$

where the  $P(q^2)$  factor accommodates sub-threshold resonances via

$$P(q^2) \equiv \begin{cases} 1 & (D \rightarrow \pi) \\ z(q^2, M_{D_s^*}^2) & (D \rightarrow K). \end{cases} \quad (169)$$

The “outer” function  $\phi(t, t_0)$  can be any analytic function, but a preferred choice (see, *e.g.* Refs. [442, 452, 454]) obtained from the Operator Product Expansion (OPE) is

$$\phi(q^2, t_0) = \alpha \left( \sqrt{t_+ - q^2} + \sqrt{t_+ - t_0} \right) \times \frac{t_+ - q^2}{(t_+ - t_0)^{1/4}} \frac{(\sqrt{t_+ - q^2} + \sqrt{t_+ - t_0})^{3/2}}{(\sqrt{t_+ - q^2} + \sqrt{t_+})^5}, \quad (170)$$

with  $\alpha = \sqrt{\pi m_c^2/3}$ . The OPE analysis provides a constraint upon the expansion coefficients,  $\sum_{k=0}^N a_k^2 \leq 1$ . These coefficients receive  $1/M$  corrections, and thus the constraint is only approximate. However, the expansion is expected to converge rapidly since  $|z| < 0.051$  (0.17) for  $D \rightarrow K$  ( $D \rightarrow \pi$ ) over the entire physical  $q^2$  range, and Eq. (168) remains a useful parameterization.

The  $z$ -expansion formalism has been used by BaBar [448] and CLEO-c [450]. Their fits used the first three terms of the expansion, and the results for the ratios  $r_1 \equiv a_1/a_0$  and  $r_2 \equiv a_2/a_0$  are listed in Table 148. The CLEO III [445] results listed are obtained by refitting their data using the full covariance matrix. The BaBar correlation coefficient listed is obtained by refitting their published branching fraction using their published covariance matrix. These measurements correspond to using the standard outer function  $\phi(q^2, t_0)$  of Eq. (170) and  $t_0 =$

$t_+ \left(1 - \sqrt{1 - t_-/t_+}\right)$ . This choice of  $t_0$  constrains  $|z|$  to be below a maximum value within the physical region.

Table 148: Results for  $r_1$  and  $r_2$  from various experiments, for  $D \rightarrow \pi K \ell \nu$ . The correlation coefficient listed is for the total uncertainties (statistical  $\oplus$  systematic) on  $r_1$  and  $r_2$ .

Expt.	mode	Ref.	$r_1$	$r_2$	$\rho$
CLEO III	$D^0 \rightarrow K^+$	[445]	$0.2_{-3.0}^{+3.6}$	$-89_{-120}^{+104}$	-0.99
BaBar		[448]	$-2.5 \pm 0.2 \pm 0.2$	$0.6 \pm 6. \pm 5.$	-0.64
CLEO-c		[450]	$-2.4 \pm 0.4 \pm 0.1$	$21 \pm 11 \pm 2$	-0.81
Average			$-2.3 \pm 0.23$	$5.9 \pm 6.3$	-0.74
CLEO-c	$D^+ \rightarrow K_S$	[450]	$-2.8 \pm 6 \pm 2$	$32 \pm 18 \pm 4$	-0.84
CLEO-c	$D^0 \rightarrow \pi^+$	[450]	$-2.1 \pm 7 \pm 3$	$-1.2 \pm 4.8 \pm 1.7$	-0.96
CLEO-c	$D^+ \rightarrow \pi^0$	[450]	$-0.2 \pm 1.5 \pm 4$	$-9.8 \pm 9.1 \pm 2.1$	-0.97

Table 148 also lists average values for  $r_1$  and  $r_2$  obtained from a simultaneous fit to CLEO III, BaBar, and CLEO-c branching fraction measurements. To account for final-state radiation in the BaBar measurement, we allow a bias shift between the fit parameters for the BaBar data and those for the other measurements (a  $\chi^2$  penalty is added to the fit for any deviation from BaBar's central value). Table 148 shows satisfactory agreement between the parameters measured for  $D^0$  and  $D^+$  decays.

### 8.3.5 $D \rightarrow V \ell \nu$ Decays

When the final state hadron is a vector meson, the decay can proceed through both vector and axial vector currents, and four form factors are needed. The hadronic current is  $H_\mu = V_\mu + A_\mu$ , where [441]

$$V_\mu = \langle V(p, \varepsilon) | \bar{q} \gamma^\mu c | D(p') \rangle = \frac{2V(q^2)}{M_D + m_h} \varepsilon_{\mu\nu\rho\sigma} \varepsilon^{*\nu} p'^\rho p^\sigma \quad (171)$$

$$\begin{aligned} A_\mu &= \langle V(p, \varepsilon) | -\bar{q} \gamma^\mu \gamma^5 c | D(p') \rangle = -i(M_D + m_h) A_1(q^2) \varepsilon_\mu^* \\ &\quad + i \frac{A_2(q^2)}{M_D + m_h} (\varepsilon^* \cdot q) (p' + p)_\mu \\ &\quad + i \frac{2m_h}{q^2} (A_3(q^2) - A_0(q^2)) [\varepsilon^* \cdot (p' + p)] q_\mu. \end{aligned} \quad (172)$$

In this expression,  $m_h$  is the daughter meson mass and

$$A_3(q^2) = \frac{M_D + m_h}{2m_h} A_1(q^2) - \frac{M_D - m_h}{2m_h} A_2(q^2). \quad (173)$$

Kinematics require that  $A_3(0) = A_0(0)$ . The differential partial width is

$$\begin{aligned} \frac{d\Gamma(D \rightarrow V \ell \bar{\nu}_\ell)}{dq^2 d \cos \theta_\ell} &= \frac{G_F^2 |V_{cq}|^2}{128\pi^3 M_D^2} p^* q^2 \times \\ &\quad \left[ \frac{(1 - \cos \theta_\ell)^2}{2} |H_-|^2 + \frac{(1 + \cos \theta_\ell)^2}{2} |H_+|^2 + \sin^2 \theta_\ell |H_0|^2 \right], \end{aligned} \quad (174)$$

where  $H_{\pm}$  and  $H_0$  are helicity amplitudes given by

$$H_{\pm} = \frac{1}{M_D + m_h} [(M_B + m_h)^2 A_1(q^2) \mp 2M_D p^* V(q^2)] \quad (175)$$

$$H_0 = \frac{1}{|q| 2m_h (M_D + m_h)} \times \left[ \left( 1 - \frac{m_h^2 - q^2}{M_D^2} \right) (M_D^2 + m_h^2) A_1(q^2) - 4p^{*2} A_2(q^2) \right]. \quad (176)$$

The left-handed nature of the quark current manifests itself as  $|H_-| > |H_+|$ . The differential decay rate for  $D \rightarrow V \ell \nu$  followed by the vector meson decaying into two pseudoscalars is

$$\begin{aligned} \frac{d\Gamma(D \rightarrow V \ell \nu, V \rightarrow P_1 P_2)}{dq^2 d \cos \theta_V d \cos \theta_\ell d \chi} &= \frac{3G_F^2}{2048\pi^4} |V_{cq}|^2 \frac{p^*(q^2) q^2}{M_D^2} \mathcal{B}(V \rightarrow P_1 P_2) \times \\ &\{ (1 + \cos \theta_\ell)^2 \sin^2 \theta_V |H_+(q^2)|^2 \\ &+ (1 - \cos \theta_\ell)^2 \sin^2 \theta_V |H_-(q^2)|^2 \\ &+ 4 \sin^2 \theta_\ell \cos^2 \theta_V |H_0(q^2)|^2 \\ &+ 4 \sin \theta_\ell (1 + \cos \theta_\ell) \sin \theta_V \cos \theta_V \cos \chi H_+(q^2) H_0(q^2) \\ &- 4 \sin \theta_\ell (1 - \cos \theta_\ell) \sin \theta_V \cos \theta_V \cos \chi H_-(q^2) H_0(q^2) \\ &- 2 \sin^2 \theta_\ell \sin^2 \theta_V \cos 2\chi H_+(q^2) H_-(q^2) \}, \quad (177) \end{aligned}$$

where the angles  $\theta_\ell$ ,  $\theta_V$ , and  $\chi$  are defined in Fig. 60.

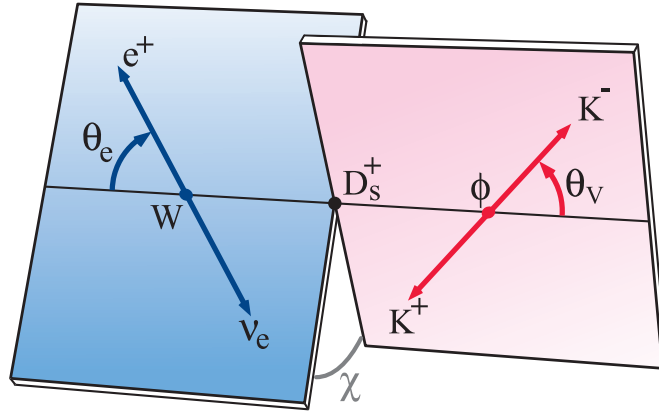


Figure 60: Decay angles  $\theta_V$ ,  $\theta_\ell$  and  $\chi$ . Note that the angle  $\chi$  between the decay planes is defined in the  $D$ -meson reference frame, whereas the angles  $\theta_V$  and  $\theta_\ell$  are defined in the  $V$  meson and  $W$  reference frames, respectively.

Assuming that the simple pole form of Eq. (164) describes the  $q^2$ -dependence of the form factors, the distribution of Eq. (177) will depend only on the parameters

$$r_V \equiv V(0)/A_1(0), \quad r_2 \equiv A_2(0)/A_1(0). \quad (178)$$

Table 149 lists measurements of  $r_V$  and  $r_2$  from several experiments. The average results from  $D^+ \rightarrow \bar{K}^{*0} \ell^+ \nu$  decays are also given. The measurements are plotted in Figs. 61 and 62, which show that the measurements are consistent with one another.



Table 149: Results for  $r_V$  and  $r_2$  from various experiments.

Experiment	Ref.	$r_V$	$r_2$
$D^+ \rightarrow \overline{K}^{*0} l^+ \nu$			
E691	[455]	$2.0 \pm 0.6 \pm 0.3$	$0.0 \pm 0.5 \pm 0.2$
E653	[456]	$2.00 \pm 0.33 \pm 0.16$	$0.82 \pm 0.22 \pm 0.11$
E687	[457]	$1.74 \pm 0.27 \pm 0.28$	$0.78 \pm 0.18 \pm 0.11$
E791 (e)	[458]	$1.90 \pm 0.11 \pm 0.09$	$0.71 \pm 0.08 \pm 0.09$
E791 ( $\mu$ )	[459]	$1.84 \pm 0.11 \pm 0.09$	$0.75 \pm 0.08 \pm 0.09$
Beatrice	[460]	$1.45 \pm 0.23 \pm 0.07$	$1.00 \pm 0.15 \pm 0.03$
FOCUS	[461]	$1.504 \pm 0.057 \pm 0.039$	$0.875 \pm 0.049 \pm 0.064$
Average		$1.62 \pm 0.055$	$0.83 \pm 0.054$
$D^0 \rightarrow \overline{K}^{*0} \pi^- \mu^+ \nu$			
FOCUS	[462]	$1.706 \pm 0.677 \pm 0.342$	$0.912 \pm 0.370 \pm 0.104$
$D_s^+ \rightarrow \phi e^+ \nu$			
BaBar	[463]	$1.636 \pm 0.067 \pm 0.038$	$0.705 \pm 0.056 \pm 0.029$
$D^0, D^+ \rightarrow \rho e \nu$			
CLEO	[464]	$1.40 \pm 0.25 \pm 0.03$	$0.57 \pm 0.18 \pm 0.06$

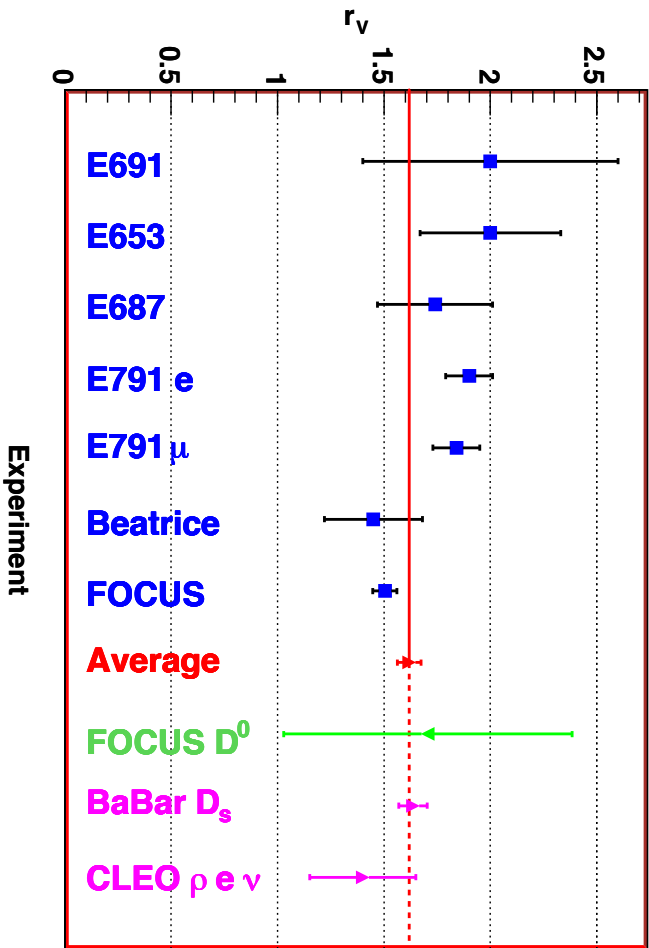


Figure 61: A comparison of  $r_V$  values from various experiments. The first set of measurements are for  $D^+ \rightarrow K^- \pi^+ l^+ \nu_l$  decays. Plotted next is the average of these measurements, followed by measurements in  $D^0$  decays,  $D_s^+$  decays and Cabibbo-suppressed  $D$  decays.

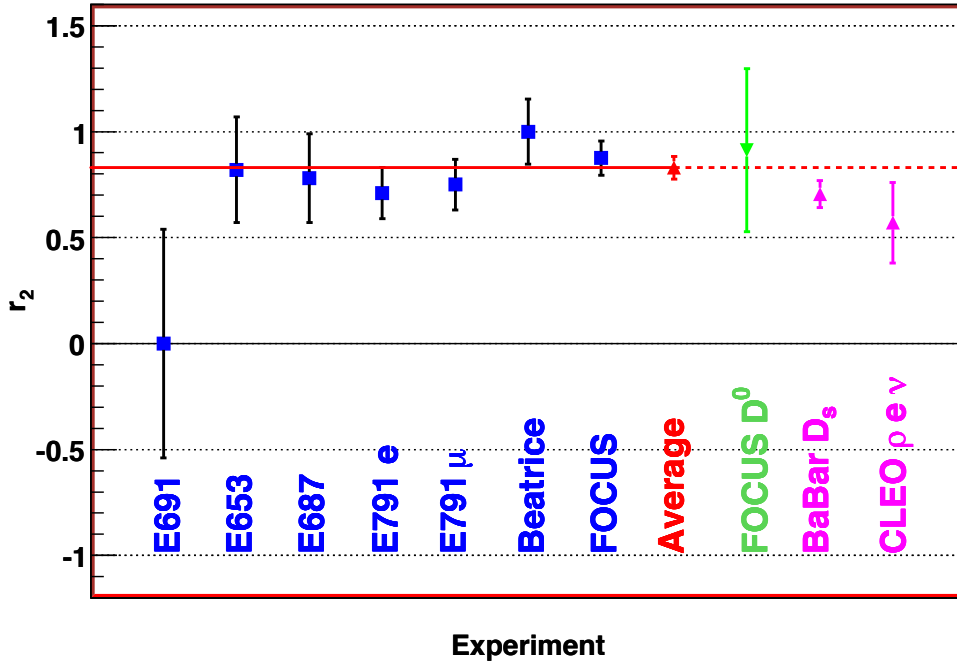


Figure 62: A comparison of  $r_2$  values from various experiments. The first set of measurements are for  $D^+ \rightarrow K^- \pi^+ l^+ \nu_l$  decays. Plotted next is the average of these measurements, followed by measurements in  $D^0$  decays,  $D_s^+$  decays and Cabibbo-suppressed  $D$  decays.

### 8.3.6 $S$ -Wave Component

In 2002 FOCUS reported [465] an asymmetry in the observed  $\cos(\theta_V)$  distribution. This is interpreted as evidence for an  $S$ -wave component in the decay amplitude as follows. Since  $H_0$  typically dominates over  $H_{\pm}$ , the distribution given by Eq. (177) is, after integration over  $\chi$ , roughly proportional to  $\cos^2 \theta_V$ . Inclusion of a constant  $S$ -wave amplitude of the form  $A e^{i\delta}$  leads to an interference term proportional to  $|A H_0 \sin \theta_\ell \cos \theta_V|$ ; this term causes an asymmetry in  $\cos(\theta_V)$ . When FOCUS fits their data including this  $S$ -wave amplitude, they obtain  $A = 0.330 \pm 0.022 \pm 0.015 \text{ GeV}^{-1}$  and  $\delta = 0.68 \pm 0.07 \pm 0.05$  [461].

### 8.3.7 Model-independent Form Factor Measurement

The CLEO-c collaboration has recently extracted model-independent form factors, i.e.,  $H_+$ ,  $H_-$ , and  $H_0$  directly as functions of  $q^2$  [466]. The results are plotted in Fig. 63. The figure shows that  $H_0(q^2)$  dominates, especially at low  $q^2$ . CLEO-c also determined the  $S$ -wave form factor  $h_0(q^2)$  via the interference term, despite the fact that the  $K\pi$  mass distribution appears dominated by the vector  $K^*(890)$  state. The product  $H_0 \times h_0$  is also plotted in Fig. 63.

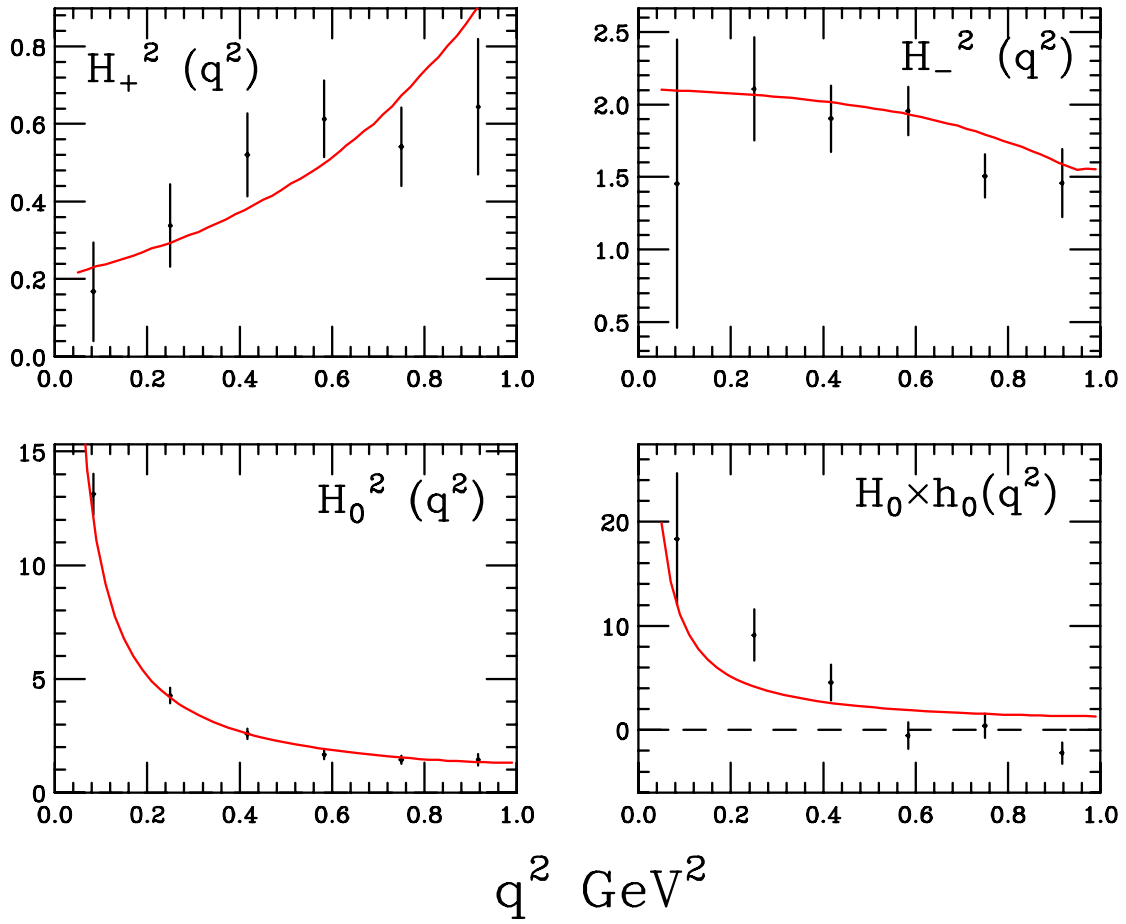


Figure 63: Model-independent form factors measured by CLEO-c [466].

## 8.4 $CP$ Asymmetries

$CP$  violation occurs if the decay rate for a particle differs from that of its  $CP$ -conjugate [467]. In general there are two classes of  $CP$  violation, termed *indirect* and *direct* [468]. Indirect  $CP$  violation refers to  $\Delta C = 2$  processes and arises in  $D^0$  decays due to  $D^0$ - $\bar{D}^0$  mixing. It can occur as an asymmetry in the mixing itself, or it can result from interference between a decay amplitude arising via mixing and a non-mixed amplitude. Direct  $CP$  violation refers to  $\Delta C = 1$  processes and occurs in both charged and neutral  $D$  decays. It results from interference between two different decay amplitudes (e.g., a penguin and tree amplitude) that have different weak (CKM) and strong phases<sup>25</sup>. A difference in strong phases typically arises due to final-state interactions (FSI) [469]. A difference in weak phases arises from different CKM vertex couplings, as is often the case for spectator and penguin diagrams.

The  $CP$  asymmetry is defined as the difference between  $D$  and  $\bar{D}$  partial widths divided by their sum:

$$A_{CP} = \frac{\Gamma(D) - \Gamma(\bar{D})}{\Gamma(D) + \Gamma(\bar{D})}. \quad (179)$$

However, to take into account differences in production rates between  $D$  and  $\bar{D}$  (which would affect the number of respective decays observed), experiments usually normalize to a Cabibbo-favored mode. In this case there is the additional benefit that most corrections due to inefficiencies cancel out, reducing systematic uncertainties. An implicit assumption is that there is no measurable  $CP$  violation in the Cabibbo-favored normalizing mode. The  $CP$  asymmetry is calculated as

$$A_{CP} = \frac{\eta(D) - \eta(\bar{D})}{\eta(D) + \eta(\bar{D})}, \quad (180)$$

where (considering, for example,  $D^0 \rightarrow K^- K^+$ )

$$\eta(D) = \frac{N(D^0 \rightarrow K^- K^+)}{N(D^0 \rightarrow K^- \pi^+)}, \quad (181)$$

$$\eta(\bar{D}) = \frac{N(\bar{D}^0 \rightarrow K^- K^+)}{N(\bar{D}^0 \rightarrow K^+ \pi^-)}. \quad (182)$$

In the case of  $D^+$  and  $D_s^+$  decays,  $A_{CP}$  measures direct  $CP$  violation; in the case of  $D^0$  decays,  $A_{CP}$  measures direct and indirect  $CP$  violation combined. Values of  $A_{CP}$  for  $D^+$  and  $D^0$  decays are listed in Tables 150 and 151, respectively.

The  $CP$  lifetime asymmetry is the parameter  $A_\Gamma$  discussed in the  $D^0$ - $\bar{D}^0$  mixing section:

$$A_\Gamma = \frac{\tau(\bar{D}^0) - \tau(D^0)}{\tau(\bar{D}^0) + \tau(D^0)}. \quad (183)$$

---

<sup>25</sup>The weak phase difference will have opposite signs for  $D \rightarrow f$  and  $\bar{D} \rightarrow \bar{f}$  decays, while the strong phase difference will have the same sign. As a result, squaring the total amplitudes to obtain the decay rates gives interference terms having opposite sign, i.e., non-identical decay rates.

Table 150:  $CP$  asymmetries  $A_{CP} = [\Gamma(D^+) - \Gamma(D^-)]/[\Gamma(D^+) + \Gamma(D^-)]$  for  $D^\pm$  decays.

Mode	Year	Collaboration	$A_{CP}$
$D^+ \rightarrow K_s^0 \pi^+$	2007	CLEOc [480]	$-0.006 \pm 0.010 \pm 0.003$
	2002	FOCUS [486]	$-0.016 \pm 0.015 \pm 0.009$
		COMBOS average	$-0.0086 \pm 0.0090$
$D^+ \rightarrow K_s^0 K^+$	2002	FOCUS [486]	$+0.071 \pm 0.061 \pm 0.012$
$D^+ \rightarrow \pi^+ \pi^- \pi^+$	1997	E791 [487]	$-0.017 \pm 0.042$ (stat.)
$D^+ \rightarrow K^- \pi^+ \pi^+$	2007	CLEOc [480]	$-0.005 \pm 0.004 \pm 0.009$
$D^+ \rightarrow K_s^0 \pi^+ \pi^0$	2007	CLEO-c [480]	$+0.003 \pm 0.009 \pm 0.003$
$D^+ \rightarrow K^+ K^- \pi^+$	2007	CLEO-c [480]	$-0.001 \pm 0.015 \pm 0.008$
	2005	BABAR [488]	$+0.014 \pm 0.010 \pm 0.008$
	2000	FOCUS [472]	$+0.006 \pm 0.011 \pm 0.005$
	1997	E791 [487]	$-0.014 \pm 0.029$ (stat.)
	1994	E687 [475]	$-0.031 \pm 0.068$ (stat.)
		COMBOS average	$+0.0059 \pm 0.0075$
$D^+ \rightarrow K^- \pi^+ \pi^+ \pi^0$	2007	CLEOc [480]	$+0.010 \pm 0.009 \pm 0.009$
$D^+ \rightarrow K_s^0 \pi^+ \pi^+ \pi^-$	2007	CLEOc [480]	$+0.001 \pm 0.011 \pm 0.006$
$D^+ \rightarrow K_s^0 K^+ \pi^+ \pi^-$	2005	FOCUS [485]	$-0.042 \pm 0.064 \pm 0.022$

It is analogous to  $A_{CP}$  except that the asymmetry pertains to the *full* width rather than a partial width, and it is calculated in terms of the reciprocal of the widths. The asymmetry  $A_\Gamma$  is measured by fitting decay time distributions, and thus it is insensitive to a production asymmetry between  $D$  and  $\bar{D}$ . Values of  $A_\Gamma$  for some  $D^0$  decays are listed in Table 152.

## 8.5 $T$ -violating Asymmetries

$T$ -violating asymmetries are measured using triple-product correlations and assuming the validity of the  $CPT$  theorem. Triple-product correlations of the form  $\vec{a} \cdot (\vec{b} \times \vec{c})$ , where  $a$ ,  $b$ , and  $c$  are spins or momenta, are odd under time reversal ( $T$ ). For example, for  $D^0 \rightarrow K^+ K^- \pi^+ \pi^-$  decays,  $C_T \equiv \vec{p}_{K^+} \cdot (\vec{p}_{\pi^+} \times \vec{p}_{\pi^-})$  is odd under a  $T$  transformation. The corresponding quantity for  $\bar{D}^0$  is  $\bar{C}_T \equiv \vec{p}_{K^-} \cdot (\vec{p}_{\pi^-} \times \vec{p}_{\pi^+})$ . Defining

$$A_T = \frac{\Gamma(C_T > 0) - \Gamma(C_T < 0)}{\Gamma(C_T > 0) + \Gamma(C_T < 0)} \quad (184)$$

for  $D^0$  decay and

$$\bar{A}_T = \frac{\Gamma(-\bar{C}_T > 0) - \Gamma(-\bar{C}_T < 0)}{\Gamma(-\bar{C}_T > 0) + \Gamma(-\bar{C}_T < 0)} \quad (185)$$

Table 151:  $CP$  asymmetries  $A_{CP} = [\Gamma(D^0) - \Gamma(\bar{D}^0)]/[\Gamma(D^0) + \Gamma(\bar{D}^0)]$  for  $D^0, \bar{D}^0$  decays.

Mode	Year	Collaboration	$A_{CP}$
$D^0 \rightarrow \pi^+\pi^-$	2008	BABAR [470]	$-0.0024 \pm 0.0052 \pm 0.0022$
	2005	CDF [471]	$+0.010 \pm 0.013 \pm 0.006$
	2002	CLEO [408]	$+0.019 \pm 0.032 \pm 0.008$
	2000	FOCUS [472]	$+0.048 \pm 0.039 \pm 0.025$
	1998	E791 [473]	$-0.049 \pm 0.078 \pm 0.030$
			COMBOS average
$D^0 \rightarrow \pi^0\pi^0$	2001	CLEO [476]	$+0.001 \pm 0.048$ (stat. and syst. combined)
$D^0 \rightarrow K_s^0\pi^0$	2001	CLEO [476]	$+0.001 \pm 0.013$ (stat. and syst. combined)
$D^0 \rightarrow K^+K^-$	2008	BABAR [470]	$+0.0000 \pm 0.0034 \pm 0.0013$
	2005	CDF [471]	$+0.020 \pm 0.012 \pm 0.006$
	2002	CLEO [408]	$+0.000 \pm 0.022 \pm 0.008$
	2000	FOCUS [472]	$-0.001 \pm 0.022 \pm 0.015$
	1998	E791 [473]	$-0.010 \pm 0.049 \pm 0.012$
	1995	CLEO [474]	$+0.080 \pm 0.061$ (stat.)
	1994	E687 [475]	$+0.024 \pm 0.084$ (stat.)
			COMBOS average
$D^0 \rightarrow K_s^0K_s^0$	2001	CLEO [476]	$-0.23 \pm 0.19$ (stat. and syst. combined)
$D^0 \rightarrow \pi^+\pi^-\pi^0$	2008	BABAR [477]	$-0.0031 \pm 0.0041 \pm 0.0017$
	2008	Belle [478]	$+0.0043 \pm 0.0130$
	2005	CLEO [479]	$+0.001_{-0.07}^{+0.09} \pm 0.05$
			COMBOS average
$D^0 \rightarrow K^+K^-\pi^0$	2008	BABAR [477]	$0.0100 \pm 0.0167 \pm 0.0025$
$D^0 \rightarrow K^-\pi^+\pi^0$	2007	CLEOc [480]	$+0.002 \pm 0.004 \pm 0.008$
	2001	CLEO [481]	$-0.031 \pm 0.086$ (stat.)
			COMBOS average
$D^0 \rightarrow K^+\pi^-\pi^0$	2005	BELLE [482]	$-0.006 \pm 0.053$ (stat.)
	2001	CLEO [483]	$+0.09_{-0.22}^{+0.25}$ (stat.)
			COMBOS average
$D^0 \rightarrow K_s^0\pi^+\pi^-$	2004	CLEO [484]	$-0.009 \pm 0.021_{-0.057}^{+0.016}$
$D^0 \rightarrow K^+\pi^-\pi^+\pi^-$	2005	BELLE [482]	$-0.018 \pm 0.044$ (stat.)
$D^0 \rightarrow K^+K^-\pi^+\pi^-$	2005	FOCUS [485]	$-0.082 \pm 0.056 \pm .047$

Table 152: Lifetime asymmetries  $A_{\Gamma} = [\tau(\overline{D}^0) - \tau(D^0)]/[\tau(\overline{D}^0) + \tau(D^0)]$  for  $D^0, \overline{D}^0$  decays.

Mode	Year	Collaboration	$A_{\Gamma}$
$D^0 \rightarrow K^+K^-/\pi^+\pi^-$	2007	BELLE [399]	$+0.00010 \pm 0.00300 \pm 0.00150$
	2007	BABAR [409]	$+0.00260 \pm 0.00360 \pm 0.00080$
		COMBOS average	$+0.00123 \pm 0.00248$

for  $\overline{D}^0$  decay, in the absence of strong phases either  $A_T \neq 0$  or  $\overline{A}_T \neq 0$  indicates  $T$  violation. The asymmetry

$$A_{T\text{viol}} = \frac{A_T - \overline{A}_T}{2} \quad (186)$$

tests for  $T$  violation even with nonzero strong phases (see Refs. [489–492]). Values of  $A_{T\text{viol}}$  for some  $D^+, D_s^+,$  and  $D^0$  decay modes are listed in Table 153.

Table 153:  $T$ -violating asymmetries  $A_{T\text{viol}} = (A_T - \overline{A}_T)/2$ .

Mode	Year	Collaboration	$A_{T\text{viol}}$
$D^0 \rightarrow K^+K^-\pi^+\pi^-$	2005	FOCUS [485]	$+0.010 \pm 0.057 \pm 0.037$
$D^+ \rightarrow K_s^0K^+\pi^+\pi^-$	2005	FOCUS [485]	$+0.023 \pm 0.062 \pm 0.022$
$D_s^+ \rightarrow K_s^0K^+\pi^+\pi^-$	2005	FOCUS [485]	$-0.036 \pm 0.067 \pm 0.023$

In summary, Tables 150–153 show that there is no evidence yet for  $CP$  or  $T$  violation in the charm sector. The most sensitive searches for  $CP$  violation have reached a level of sensitivity well below 1%.

## 9 Summary

This article provides updated world averages for  $b$ -hadron properties as of the end of 2007. Some results that appeared at the beginning of 2008 are also included. A small selection of highlights of the results described in Sections 3-8 is given in Table 154.

Concerning lifetime and mixing averages, the most significant changes since the end of 2006 [4] are due to new measurements from the Tevatron experiments, mainly in the areas of heavy  $B$  meson ( $B_s^0$  and  $B_c^+$ ) lifetimes and  $B_s^0$  mixing parameters. After the direct observation of  $B_s^0$  oscillations by CDF in 2006, DØ has now obtained an independent measurement of this phenomenon. Taking advantage of their increased data sample sizes, both experiments also performed new analyses of  $B_s^0 \rightarrow J/\psi\phi$  untagged and tagged decays, leading to improvements in the measurement of the decay width difference in the  $B_s^0$  system. Most notably, these analyses investigate mixing-induced  $CP$  violation in  $B_s^0 \rightarrow J/\psi\phi$  decays and determine the corresponding weak phase, although with large uncertainties and with a two-fold ambiguity. The CDF and DØ results are consistent, and the combined result differs from the Standard Model expectation by  $2.2\sigma$ . We also present for the first time a combination of these results with searches for  $CP$  violation in  $B_s^0$  mixing, under the hypothesis of a significant New Physics phase.

Measurements by Babar and Belle of the time-dependent  $CP$  violation parameter  $S_{b \rightarrow c\bar{c}s}$  in  $B$  decays to charmonium and a neutral kaon have established  $CP$  violation in  $B$  decays, and they allow a precise extraction of the Unitarity Triangle parameter  $\sin 2\beta \equiv \sin 2\phi_1$ . Recent studies of  $B \rightarrow J/\psi K^*$  (Sec. 4.4.2),  $B \rightarrow D^{(*)}h^0$  where  $h^0 = \pi^0$ , etc. (Sec. 4.5), and  $B \rightarrow D^{*+}D^{*-}K_s^0$  (Sec. 4.4.3) allow one to resolve the ambiguity for  $\beta \equiv \phi_1$  from the measurement of  $\sin 2\beta \equiv \sin 2\phi_1$ . Measurements of time-dependent  $CP$  asymmetries in hadronic  $b \rightarrow s$  penguin decays continue to provide insight into possible new physics. In this area, results from both Babar and Belle have been updated. A particularly notable change is that the  $CP$  violation effect in  $B \rightarrow \eta' K^0$  is now established with more than  $5\sigma$  significance in both experiments. First results from time-dependent Dalitz plot analyses of both  $B \rightarrow K^+K^-K^0$  and  $B \rightarrow \pi^+\pi^-K^0$  decays are now available. Compared to the previous round of averages, the consistency with the Standard Model expectation remains at about the same level in terms of significance. Results from time-dependent analyses of the decays  $B^0 \rightarrow \pi^+\pi^-$ ,  $\rho^\pm\pi^\mp$  and  $\rho^+\rho^-$  provide constraints on the Unitarity Triangle angle  $\alpha \equiv \phi_2$  (Sec. 4.11). Both Babar and Belle have now observed  $CP$  violation in  $B^0 \rightarrow \pi^+\pi^-$  with more than  $5\sigma$  significance, and both experiments have performed time-dependent Dalitz plot analyses of  $B^0 \rightarrow (\rho\pi)^0 \rightarrow \pi^+\pi^-\pi^0$ . Progress continues to constrain the third Unitarity Triangle angle  $\gamma \equiv \phi_3$ . Both Babar and Belle are using  $B^- \rightarrow D^{(*)}K^-$  decays (Sec. 4.13), with  $D^{(*)}$  decays to final states accessible from both  $D^{(*)0}$  and  $\overline{D}^{(*)0}$ . At present, the most constraining results arise from the Dalitz plot analysis of the  $D \rightarrow K_s^0\pi^+\pi^-$  channel.

Progress in the determination of properties of semileptonic  $B$  decays has been steady over the last year. To match the increasing number of results coming from Babar and Belle, several new averages have been added for decays with a  $D^{(*)}$  in the final state. Regarding inclusive  $B \rightarrow X_c\ell^+\nu_\ell$  decays, updated values of the  $b$ -quark mass from the kinetic and 1S schemes were obtained. Regarding charmless semileptonic decays, two new calculations (GGOU and ADFR) presented in 2007 were used (together with the already existing calculations BLNP, DGE and BLL) to extract the value of  $|V_{ub}|$ . All this information contributes to the current effort by theorists and experimentalists to understand the current differences between values of  $|V_{ub}|$  extracted from inclusive and exclusive decays. Finally, the  $B \rightarrow \pi\ell^+\nu_\ell$  branching fraction was



Table 154: Brief summary of the world averages at the end of 2007.

<b>b-hadron lifetimes</b> $\tau(B^0)$ $\tau(B^+)$ $\tau(B_s^0 \rightarrow \text{flavour specific})$ $\bar{\tau}(B_s^0) = 1/\Gamma_s$ $\tau(B_c^+)$ $\tau(\Lambda_b^0)$	$1.530 \pm 0.008$ ps $1.639 \pm 0.009$ ps $1.456 \pm 0.030$ ps $1.478^{+0.020}_{-0.022}$ ps $0.461 \pm 0.036$ ps $1.379 \pm 0.051$ ps
<b>b-hadron fractions</b> $f^{+-}/f^{00}$ in $\Upsilon(4S)$ decays $f_s$ in $\Upsilon(5S)$ decays $f_d = f_u$ at high energy $f_s$ at high energy $f_{\text{baryon}}$ at high energy	$1.064 \pm 0.029$ $0.194 \pm 0.029$ $0.401 \pm 0.011$ $0.106 \pm 0.012$ $0.093 \pm 0.019$
<b><math>B^0</math> and <math>B_s^0</math> mixing/<math>CPV</math> parameters</b> $\Delta m_d$ $ q/p _d$ $\Delta m_s$ $\Delta\Gamma_s = \Gamma_L - \Gamma_H$ $ q/p _s$ $\phi_s = -2\beta_s$ (90% CL range)	$0.507 \pm 0.004$ ps $^{-1}$ $1.0024 \pm 0.0023$ $17.78 \pm 0.12$ ps $^{-1}$ $+0.067^{+0.031}_{-0.035}$ ps $^{-1}$ $0.9992 \pm 0.0042$ $[-1.26, -0.13] \cup [-3.00, -1.88]$
<b>Measurements related to Unitarity Triangle angles</b> $\sin 2\beta \equiv \sin 2\phi_1$ $\beta \equiv \phi_1$ $-\eta S_{\eta'K^0}$ $S_{\pi^+\pi^-}$ $C_{\pi^+\pi^-}$	$0.681 \pm 0.025$ $(21.5 \pm 1.0)^\circ$ $0.61 \pm 0.07$ $-0.61 \pm 0.08$ $-0.38 \pm 0.07$
<b>Semileptonic <math>B</math> decay parameters</b> $\mathcal{B}(\bar{B} \rightarrow X\ell\bar{\nu})$ $ V_{cb} F(1) (\bar{B}^0 \rightarrow D^{*+}\ell^-\bar{\nu})$ $ V_{cb} G(1) (\bar{B}^0 \rightarrow D^+\ell^-\bar{\nu})$ $\mathcal{B}(\bar{B} \rightarrow \pi\ell\bar{\nu})$	$(10.74 \pm 0.16)\%$ $(36.14 \pm 0.55) \times 10^{-3}$ $(42.3 \pm 4.5) \times 10^{-3}$ $(1.40 \pm 0.06) \times 10^{-4}$
<b><math>D^0</math> mixing/<math>CPV</math> parameters</b> $x$ $y$ $R_D$ $A_D$ $ q/p $ $\phi$	$(0.89^{+0.26}_{-0.27})\%$ $(0.75^{+0.17}_{-0.18})\%$ $(0.3348 \pm 0.0086)\%$ $(-2.0 \pm 2.4)\%$ $0.87^{+0.18}_{-0.15}$ $(-9.1^{+8.1}_{-7.8})^\circ$

updated with published (instead of preliminary) results, and for the first time the  $B \rightarrow \rho \ell^+ \nu_\ell$  average was added.

For rare  $B$  decays, branching fractions and charge asymmetries of new decay modes continue to be measured, mostly by Babar and Belle. There are several hundred measurements in the tables in Sec. 7. Particularly noteworthy is the measurement of  $B^\pm \rightarrow \tau^\pm \nu$ ; Belle sees evidence for this decay, while Babar reports a somewhat smaller branching fraction.

In the sector of  $B$  decays to charmed particles, reductions in uncertainties and new measurements continue to be made. Branching fractions for rare  $B$ -meson decays or decay chains of a few  $10^{-7}$  are being measured with statistical uncertainties typically below 30%. Results for more common decay chains, with branching fractions around  $10^{-4}$ , are becoming precision measurements, with uncertainties typically at the 3% level. Branching fractions for several  $B$  decays to  $D_{sJ}^{*-}$ (2317) and  $D_{sJ}^-$ (2460) have been measured.

Mixing in the  $D^0$ - $\bar{D}^0$  system was finally observed last year. Three experiments – Belle [399], Babar [400], and CDF [401] – now observe evidence for this effect. The measurements are combined with others to yield World Average (WA) values for mixing parameters  $x$  and  $y$ , and for  $CPV$  parameters  $|q/p|$  and  $\phi$ . From this fit, the no-mixing point  $x = y = 0$  is excluded at  $9.2\sigma$ . The parameter  $x$  differs from zero by  $3.0\sigma$ , and  $y$  differs from zero by  $4.0\sigma$ . This mixing is presumably dominated by long-distance processes, which are difficult to calculate. Thus, it may be difficult to identify new physics from mixing alone. The WA value for the observable  $y_{CP}$  is positive, which indicates that the  $CP$ -even state is shorter-lived as in the  $K^0$ - $\bar{K}^0$  system. However,  $x$  also appears to be positive, which implies that the  $CP$ -even state is heavier; this is unlike in the  $K^0$ - $\bar{K}^0$  system. It appears difficult to accommodate a strong phase difference  $\delta$  between amplitudes  $A(D^0 \rightarrow K^+ \pi^-)$  and  $A(\bar{D}^0 \rightarrow K^+ \pi^-)$  larger than  $45^\circ$ , and there is no evidence yet for  $CPV$  (either direct or indirect) in the  $D^0$ - $\bar{D}^0$  system.

## 10 Acknowledgments

We are grateful to the Babar, Belle, CDF, CLEO, DØ, LEP, and SLD collaborations, who have provided experimental results on  $b$ -hadron and  $c$ -hadron properties and have given assistance to HFAG when needed for averaging. These results would not be possible without the excellent operations of the PEP-II, KEKB, CESR, Tevatron, LEP, and SLC accelerators, and fruitful collaborations between the accelerator groups and the experimental collaborations.

## References

- [1] N. Cabibbo, Phys. Rev. Lett. 10, 531 (1963); M. Kobayashi and T. Maskawa, Prog. Theor. Phys. **49**, 652 (1973).
- [2] ALEPH, CDF, DELPHI, L3, OPAL, and SLD collaborations, “Combined results on  $b$ -hadron production rates and decay properties”, CERN-EP-2000-096, hep-ex/0009052 (2000); updated in CERN-EP-2001-050, hep-ex/0112028 (2001).
- [3] W.-M. Yao et al., Journal of Physics, G 33, 1 (2006); see also 2007 update at <http://pdg.lbl.gov/>.
- [4] Heavy Flavor Averaging Group (HFAG), “Averages of  $b$ -hadron Properties at the End of 2006” arXiv:0704.3575 (2007).
- [5] J.P. Alexander *et al.* (CLEO Collaboration), Phys. Rev. Lett. **86**, 2737 (2001).
- [6] B. Aubert *et al.* (Babar Collaboration), Phys. Rev. D **65**, 032001 (2002).
- [7] S.B. Athar *et al.* (CLEO Collaboration), Phys. Rev. D **66**, 052003 (2002).
- [8] N.C. Hastings *et al.* (Belle Collaboration), Phys. Rev. D **67**, 052004 (2003).
- [9] B. Aubert *et al.* (Babar Collaboration), Phys. Rev. D **69**, 071101 (2004).
- [10] B. Aubert *et al.* (Babar Collaboration), Phys. Rev. Lett. **94**, 141801 (2005).
- [11] B. Aubert *et al.* (Babar Collaboration), Phys. Rev. Lett. **95**, 042001 (2005).
- [12] B. Aubert *et al.* (Babar Collaboration), Phys. Rev. Lett. **96**, 232001 (2006);  
A. Sokolov, M. Shapkin *et al.* (Belle Collaboration), Phys. Rev. D **75**, 071103 (2007);  
B. Aubert *et al.* (Babar Collaboration), arXiv:0807.2014v1 [hep-ex], 13 July 2008, submitted to Phys. Rev. D.
- [13] B. Barish *et al.* (CLEO Collaboration), Phys. Rev. Lett. **76**, 1570 (1996).
- [14] G.S. Huang *et al.* (CLEO Collaboration), Phys. Rev. D **75**, 012002 (2007); this supersedes the results of Ref. [16].
- [15] A. Drutskoy *et al.* (Belle Collaboration), Phys. Rev. Lett. **98**, 052001 (2007).
- [16] M. Artuso *et al.* (CLEO Collaboration), Phys. Rev. Lett. **95**, 261801 (2005).
- [17] G. Bonvicini *et al.* (CLEO Collaboration), Phys. Rev. Lett. **96**, 022002 (2006).
- [18] A. Drutskoy *et al.* (Belle Collaboration), Phys. Rev. Lett. **76**, 012002 (2007).
- [19] P. Abreu *et al.* (DELPHI Collaboration), Phys. Lett. B **289**, 199 (1992);  
P.D. Acton *et al.* (OPAL Collaboration), Phys. Lett. B **295**, 357 (1992);  
D. Buskulic *et al.* (ALEPH Collaboration), Phys. Lett. B **361**, 221 (1995).
- [20] P. Abreu *et al.* (DELPHI Collaboration), Z. Phys. C **68**, 375 (1995).

- [21] R. Barate *et al.* (ALEPH Collaboration), Eur. Phys. J. C **2**, 197 (1998).
- [22] D. Buskulic *et al.* (ALEPH Collaboration), Phys. Lett. B **384**, 449 (1996).
- [23] J. Abdallah *et al.* (DELPHI Collaboration), Eur. Phys. J. C **44**, 299 (2005).
- [24] P. Abreu *et al.* (DELPHI Collaboration), Z. Phys. C **68**, 541 (1995).
- [25] R. Barate *et al.* (ALEPH Collaboration), Eur. Phys. J. C **5**, 205 (1998).
- [26] J. Abdallah *et al.* (DELPHI Collaboration), Phys. Lett. B **576**, 29 (2003).
- [27] T. Affolder *et al.* (CDF Collaboration), Phys. Rev. Lett. **84**, 1663 (2000).
- [28] F. Abe *et al.* (CDF Collaboration), Phys. Rev. D **60**, 092005 (1999).
- [29] T. Aaltonen *et al.* (CDF Collaboration), Phys. Rev. D **77**, 072003 (2008).
- [30] LEP collaborations ALEPH, CDF, DELPHI, L3, OPAL, LEP Electroweak Working Group, SLD Electroweak and Heavy Flavour Working Groups, “Precision electroweak measurements on the  $Z$  resonance”, Phys. Reports **427**, 257 (2006); we use the average given in Eq. 5.39 of this paper, obtained from a 10-parameter global fit of all electroweak data where the asymmetry measurements have been excluded.
- [31] D. Acosta *et al.* (CDF Collaboration), Phys. Rev. D **69**, 012002 (2004).
- [32] V.M. Abazov *et al.* (DØ Collaboration), Phys. Rev. D **74**, 092001 (2006).
- [33] M.A. Shifman and M.B. Voloshin, Sov. Phys. JETP **64**, 698 (1986);  
J. Chay, H. Georgi and B. Grinstein, Phys. Lett. B **247**, 399 (1990);  
I.I. Bigi, N.G. Uraltsev and A.I. Vainshtein, Phys. Lett. B **293**, 430 (1992), erratum *ibid.*  
B **297**, 477 (1993).
- [34] I. Bigi, UND-HEP-95-BIG02 (1995);  
G. Bellini, I. Bigi and P. Dornan, Phys. Reports **289**, 1 (1997).
- [35] M. Ciuchini, E. Franco, V. Lubicz and F. Mescia, Nucl. Phys. B **625**, 211 (2002);  
M. Beneke, G. Buchalla, C. Greub, A. Lenz and U. Nierste, Nucl. Phys. B **639**, 389  
(2002);  
E. Franco, V. Lubicz, F. Mescia and C. Tarantino, Nucl. Phys. B **633**, 212 (2002).
- [36] C. Tarantino, Eur. Phys. J. C **33**, S895 (2004) [hep-ph/0310241];  
F. Gabbiani, A. Onishchenko and A. Petrov, Phys. Rev. D **68**, 114006 (2003).
- [37] F. Gabbiani, A. Onischenko and A. Petrov, Phys. Rev. D **70**, 094031 (2004).
- [38] L. Di Ciaccio *et al.*, internal note by former  $B$  lifetime working group (1996),  
[http://lepbosec.web.cern.ch/LEPBOSC/lifetimes/ps/final\\_blife.ps](http://lepbosec.web.cern.ch/LEPBOSC/lifetimes/ps/final_blife.ps)
- [39] D. Buskulic *et al.* (ALEPH Collaboration), Phys. Lett. B **314**, 459 (1993).
- [40] P. Abreu *et al.* (DELPHI Collaboration), Z. Phys. C **63**, 3 (1994).

- [41] P. Abreu *et al.* (DELPHI Collaboration), Phys. Lett. B **377**, 195 (1996).
- [42] J. Abdallah *et al.* (DELPHI Collaboration), Eur. Phys. J. C **33**, 307 (2004).
- [43] M. Acciarri *et al.* (L3 Collaboration), Phys. Lett. B **416**, 220 (1998).
- [44] K. Ackerstaff *et al.* (OPAL Collaboration), Z. Phys. C **73**, 397 (1997).
- [45] K. Abe *et al.* (SLD Collaboration), Phys. Rev. Lett. **75**, 3624 (1995).
- [46] D. Buskulic *et al.* (ALEPH Collaboration), Phys. Lett. B **369**, 151 (1996).
- [47] P.D. Acton *et al.* (OPAL Collaboration), Z. Phys. C **60**, 217 (1993).
- [48] F. Abe *et al.* (CDF Collaboration), Phys. Rev. D **57**, 5382 (1998).
- [49] R. Barate *et al.* (ALEPH Collaboration), Phys. Lett. B **492**, 275 (2000).
- [50] D. Buskulic *et al.* (ALEPH Collaboration), Z. Phys. C **71**, 31 (1996).
- [51] P. Abreu *et al.* (DELPHI Collaboration), Z. Phys. C **68**, 13 (1995).
- [52] W. Adam *et al.* (DELPHI Collaboration), Z. Phys. C **68**, 363 (1995).
- [53] P. Abreu *et al.* (DELPHI Collaboration), Z. Phys. C **74**, 19 (1997).
- [54] M. Acciari *et al.* (L3 Collaboration), Phys. Lett. B **438**, 417 (1998).
- [55] R. Akers *et al.* (OPAL Collaboration), Z. Phys. C **67**, 379 (1995).
- [56] G. Abbiendi *et al.* (OPAL Collaboration), Eur. Phys. J. C **12**, 609 (2000).
- [57] G. Abbiendi *et al.* (OPAL Collaboration), Phys. Lett. B **493**, 266 (2000).
- [58] K. Abe *et al.* (SLD Collaboration), Phys. Rev. Lett. **79**, 590 (1997).
- [59] F. Abe *et al.* (CDF Collaboration), Phys. Rev. D **58**, 092002 (1998).
- [60] D. Acosta *et al.* (CDF Collaboration), Phys. Rev. D **65**, 092009 (2003).
- [61] CDF Collaboration, CDF note 7514, 1 March 2005,  
<http://www-cdf.fnal.gov/physics/new/bottom/050224.blessed-bsemi-life/>
- [62] CDF Collaboration, CDF note 7386, 23 March 2005,  
<http://www-cdf.fnal.gov/physics/new/bottom/050303.blessed-bhadlife/>
- [63] CDF Collaboration, CDF note 8524, 7 March 2007,  
[http://www-cdf.fnal.gov/physics/new/bottom/061130.blessed-bh-lifetime\\_v2/](http://www-cdf.fnal.gov/physics/new/bottom/061130.blessed-bh-lifetime_v2/);  
these preliminary results replace the  $\Lambda_b \rightarrow J/\psi \Lambda$  and  $B^0 \rightarrow J/\psi K_S$  lifetime measurements of A. Abulencia *et al.* (CDF Collaboration), Phys. Rev. Lett. **98**, 122001 (2007), as well as the  $B^0 \rightarrow J/\psi K^{*0}$  lifetime measurement of D. Acosta *et al.* (CDF Collaboration), Phys. Rev. Lett. **94**, 101803 (2005).

- [64] V.M. Abazov *et al.* (DØ Collaboration), Phys. Rev. Lett. **95**, 171801 (2005).
- [65] V.M. Abazov *et al.* (DØ Collaboration), Phys. Rev. Lett. **94**, 042001 (2005).
- [66] V.M. Abazov *et al.* (DØ Collaboration), Phys. Rev. Lett. **99**, 142001 (2007).
- [67] B. Aubert *et al.* (Babar Collaboration), Phys. Rev. Lett. **87**, 201803 (2001).
- [68] B. Aubert *et al.* (Babar Collaboration), Phys. Rev. Lett. **89**, 011802 (2002), erratum *ibid.* **89**, 169903 (2002).
- [69] B. Aubert *et al.* (Babar Collaboration), Phys. Rev. D **67**, 072002 (2003).
- [70] B. Aubert *et al.* (Babar Collaboration), Phys. Rev. D **67**, 091101 (2003).
- [71] B. Aubert *et al.* (Babar Collaboration), Phys. Rev. D **73**, 012004 (2006).
- [72] K. Abe *et al.* (Belle Collaboration), Phys. Rev. D **71**, 072003 (2005).
- [73] V.M. Abazov *et al.* (DØ Collaboration), Phys. Rev. Lett. **94**, 182001 (2005).
- [74] A. Lenz and U. Nierste, hep-ph/0612167, JHEP06 (2007) 072;  
M. Beneke *et al.*, Phys. Lett. B **459**, 631 (1999).
- [75] K. Hartkorn and H.-G. Moser, Eur. Phys. J. C **8**, 381 (1999).
- [76] D. Buskulic *et al.* (ALEPH Collaboration), Phys. Lett. B **377**, 205 (1996).
- [77] F. Abe *et al.* (CDF Collaboration), Phys. Rev. D **59**, 032004 (1999).
- [78] P. Abreu *et al.* (DELPHI Collaboration), Eur. Phys. J. C **16**, 555 (2000).
- [79] K. Ackerstaff *et al.* (OPAL Collaboration), Phys. Lett. B **426**, 161 (1998).
- [80] V.M. Abazov *et al.* (DØ Collaboration), Phys. Rev. Lett. **97**, 241801 (2006).
- [81] CDF Collaboration, CDF note 9203, 15 February 2008, submitted to the Winter 2008 conferences; we consider that these new results supersede the ones from the 3-year old CDF note 7386 [62], although the lifetime analysis of one of the modes ( $B_s \rightarrow D_s \pi \pi$ ) has not been updated.
- [82] CDF Collaboration, CDF note 7757, 13 August 2005.
- [83] D. Buskulic *et al.* (ALEPH Collaboration), Eur. Phys. J. C **4**, 367 (1998).
- [84] P. Abreu *et al.* (DELPHI Collaboration), Eur. Phys. J. C **18**, 229 (2000).
- [85] K. Ackerstaff *et al.* (OPAL Collaboration), Eur. Phys. J. C **2**, 407 (1998).
- [86] CDF Collaboration, D. Tonelli, FPCP 2006 proceedings, FPCP06\_112, hep-ex/0605038.
- [87] F. Abe *et al.* (CDF Collaboration), Phys. Rev. Lett. **81**, 2432 (1998).

- [88] CDF Collaboration, CDF note 9294, 28 April 2008,  
[http://www-cdf.fnal.gov/physics/new/bottom/080327.blessed-BC\\_LT\\_SemiLeptonic/](http://www-cdf.fnal.gov/physics/new/bottom/080327.blessed-BC_LT_SemiLeptonic/);  
 this result replaces A. Abulencia *et al.* (CDF Collaboration), Phys. Rev. Lett. **97**, 012002 (2006).
- [89] V.M. Abazov *et al.* (DØ Collaboration), arXiv:0805.2614v1 [hep-ex], 16 May 2008, submitted to Phys. Rev. Lett.
- [90] A. Abulencia *et al.* (CDF Collaboration), Phys. Rev. Lett. **96**, 082002 (2006).
- [91] T. Aaltonen *et al.* (CDF Collaboration), Phys. Rev. Lett. **100**, 182002 (2008).
- [92] D. Acosta *et al.* (CDF Collaboration), Phys. Rev. Lett. **96**, 202001 (2006).
- [93] D. Buskulic *et al.* (ALEPH Collaboration), Phys. Lett. B **365**, 437 (1996).
- [94] F. Abe *et al.* (CDF Collaboration), Phys. Rev. Lett. **77**, 1439 (1996).
- [95] V.M. Abazov *et al.* (DØ Collaboration), Phys. Rev. Lett. **99**, 182001 (2007).
- [96] P. Abreu *et al.* (DELPHI Collaboration), Eur. Phys. J. C **10**, 185 (1999).
- [97] P. Abreu *et al.* (DELPHI Collaboration), Z. Phys. C **71**, 199 (1996).
- [98] R. Akers *et al.* (OPAL Collaboration), Z. Phys. C **69**, 195 (1996).
- [99] M. Beneke, G. Buchalla and I. Dunietz, Phys. Rev. D **54**, 4419 (1996);  
 Y. Keum and U. Nierste, Phys. Rev. D **57**, 4282 (1998).
- [100] M.B. Voloshin, Phys. Rep. **320**, 275 (1999);  
 B. Guberina, B. Melic and H. Stefancic, Phys. Lett. B **469**, 253 (1999);  
 M. Neubert and C.T. Sachrajda, Nucl. Phys. B **483**, 339 (1997).
- [101] N. Uraltsev, Phys. Lett. B **376**, 303 (1996);  
 D. Pirjol and N. Uraltsev, Phys. Rev. D **59**, 034012 (1999);  
 P. Colangelo and F. De Fazio, Phys. Lett. B **387**, 371 (1996);  
 M. Di Pierro, C. Sachrajda, C. Michael, Phys. Lett. B **468**, 143 (1999).
- [102] J. Bartelt *et al.* (CLEO Collaboration), Phys. Rev. Lett. **71**, 1680 (1993).
- [103] B.H. Behrens *et al.* (CLEO Collaboration), Phys. Lett. B **490**, 36 (2000).
- [104] D.E. Jaffe *et al.* (CLEO Collaboration), Phys. Rev. Lett. **86**, 5000 (2001).
- [105] F. Abe *et al.* (CDF Collaboration), Phys. Rev. D **55**, 2546 (1997).
- [106] CDF Collaboration, CDF note 9015, 16 October 2007,  
<http://www-cdf.fnal.gov/physics/new/bottom/070816.blessed-acp-bsemil/>
- [107] K. Ackerstaff *et al.* (OPAL Collaboration), Z. Phys. C **76**, 401 (1997).
- [108] R. Barate *et al.* (ALEPH Collaboration), Eur. Phys. J. C **20**, 431 (2001).

- [109] B. Aubert *et al.* (Babar Collaboration), Phys. Rev. Lett. **92**, 181801 (2004) and Phys. Rev. D **70**, 012007 (2004).
- [110] B. Aubert *et al.* (Babar Collaboration), Phys. Rev. Lett. **88**, 231801 (2002).
- [111] B. Aubert *et al.* (Babar Collaboration), Phys. Rev. Lett. **96**, 251802 (2006).
- [112] B. Aubert *et al.* (Babar Collaboration), BABAR-CONF-06/013, hep-ex/0607091, submitted to ICHEP06.
- [113] E. Nakano *et al.* (Belle Collaboration), Phys. Rev. D **73**, 112002 (2006).
- [114] G. Abbiendi *et al.* (OPAL Collaboration), Eur. Phys. J. C **12**, 609 (2000).
- [115] M. Beneke, G. Buchalla and I. Dunietz, Phys. Lett. B **393**, 132 (1997); I. Dunietz, Eur. Phys. J. C **7**, 197 (1999).
- [116] D. Buskulic *et al.* (ALEPH Collaboration), Z. Phys. C **75**, 397 (1997).
- [117] P. Abreu *et al.* (DELPHI Collaboration), Z. Phys. C **76**, 579 (1997).
- [118] J. Abdallah *et al.* (DELPHI Collaboration), Eur. Phys. J. C **28**, 155 (2003).
- [119] M. Acciarri *et al.* (L3 Collaboration), Eur. Phys. J. C **5**, 195 (1998).
- [120] K. Ackerstaff *et al.* (OPAL Collaboration), Z. Phys. C **76**, 417 (1997).
- [121] K. Ackerstaff *et al.* (OPAL Collaboration), Z. Phys. C **76**, 401 (1997).
- [122] G. Alexander *et al.* (OPAL Collaboration), Z. Phys. C **72**, 377 (1996).
- [123] G. Abbiendi *et al.* (OPAL Collaboration), Phys. Lett. B **493**, 266 (2000).
- [124] F. Abe *et al.* (CDF Collaboration), Phys. Rev. Lett. **80**, 2057 (1998) and Phys. Rev. D **59**, 032001 (1999).
- [125] F. Abe *et al.* (CDF Collaboration), Phys. Rev. D **60**, 051101 (1999).
- [126] F. Abe *et al.* (CDF Collaboration), Phys. Rev. D **60**, 072003 (1999).
- [127] T. Affolder *et al.* (CDF Collaboration), Phys. Rev. D **60**, 112004 (1999).
- [128] CDF Collaboration, CDF note 8235, April 26, 2006,  
[http://www-cdf.fnal.gov/physics/new/bottom/060406.blessed-semi\\_B0mix/](http://www-cdf.fnal.gov/physics/new/bottom/060406.blessed-semi_B0mix/)
- [129] CDF Collaboration, CDF note 7920, November 15, 2005,  
[http://www-cdf.fnal.gov/physics/new/bottom/050804.hadr\\_B0mix/](http://www-cdf.fnal.gov/physics/new/bottom/050804.hadr_B0mix/)
- [130] V.M. Abazov *et al.* (DØ Collaboration), Phys. Rev. D **74**, 112002 (2006).
- [131] B. Aubert *et al.* (Babar Collaboration), Phys. Rev. Lett. **88**, 221802 (2002) and Phys. Rev. D **66**, 032003 (2002).



- [132] B. Aubert *et al.* (Babar Collaboration), Phys. Rev. Lett. **88**, 221803 (2002).
- [133] Y. Zheng *et al.* (Belle Collaboration), Phys. Rev. D **67**, 092004 (2003).
- [134] H. Albrecht *et al.* (ARGUS Collaboration), Z. Phys. C **55**, 357 (1992); Phys. Lett. B **324**, 249 (1994).
- [135] V.M. Abazov *et al.* (DØ Collaboration), Phys. Rev. D **76**, 057101 (2007).
- [136] V.M. Abazov *et al.* (DØ Collaboration), Phys. Rev. Lett. **98**, 151801 (2007).
- [137] R. Aleksan, Phys. Lett. B **316**, 567 (1993).
- [138] D. Acosta *et al.* (CDF Collaboration), arXiv:0712.234v2 [hep-ex], 14 Dec. 2007, submitted to Phys. Rev. Lett.
- [139] D. Acosta *et al.* (CDF Collaboration), arXiv:0712.2397v1 [hep-ex], 14 Dec. 2007, submitted to Phys. Rev. Lett.
- [140] V.M. Abazov *et al.* (DØ Collaboration), arXiv:0802.2255v1 [hep-ex], 15 Feb. 2008, submitted to Phys. Rev. Lett.
- [141] U. Nierste, private communication, September 2006.
- [142] R. Barate *et al.* (ALEPH Collaboration), Phys. Lett. B **486**, 286 (2000).
- [143] V.M. Abazov *et al.* (DØ Collaboration), Phys. Rev. Lett. **99**, 241801 (2007).
- [144] T. Aaltonen *et al.* (CDF Collaboration), Phys. Rev. Lett. **100**, 021803 (2008).
- [145] A. Lenz and U. Nierste, J. High Energy Physics **0706** 072 (2007) [arXiv:hep-ph/0612167].
- [146] As determined before direct experimental inputs of  $2\beta_s^{J/\psi\phi} = -\phi_s^{J/\psi\phi}$ : CKMfitter Group (J. Charles *et al.*), Eur. Phys. J. C **41**, 1 (2005) [hep-ph/0406184], updated results and plots available at: <http://ckmfitter.in2p3.fr>, Summer 2007 result; M. Bona *et al.* [UTfit Collaboration], arXiv:hep-ph/0606167.
- [147] M. Bona *et al.* [UTfit Collaboration], arXiv:0803.0659 [hep-ph].
- [148] DØ Collaboration, additional online information with Ref. [140], likelihood scans for fits with floating strong constraints,  $\delta_i$ .  
<http://www-d0.fnal.gov/Run2Physics/WWW/results/final/B/B08A/>
- [149] M. Beneke, G. Buchalla, A. Lenz, and U. Nierste, Phys. Lett. B **576**, 173 (2003).
- [150] A. Abulencia *et al.* (CDF Collaboration), Phys. Rev. Lett. **97**, 242003 (2006); this result supersedes A. Abulencia *et al.* (CDF Collaboration), Phys. Rev. Lett. **97**, 062003 (2006).
- [151] DØ Collaboration, DØ note 5474-CONF, August 2007, and DØ note 5254-CONF, October 2006; these two notes supersede any previous preliminary results from DØ and replace V.M. Abazov *et al.* (DØ Collaboration), Phys. Rev. Lett. **97**, 021802 (2006).

- [152] DØ Collaboration, DØ note 5618-CONF v1.1, 10 March 2008.
- [153] M. Okamoto, plenary talk at the XXIIIth International Symposium on Lattice Field Theory, Dublin, July 2005, hep-lat/0510113; this estimate is obtained by combining the unquenched lattice QCD calculations from A. Gray *et al.* (HPQCD Collaboration), Phys. Rev. Lett. **95**, 212001 (2005) and S. Aoki *et al.* (JLQCD Collaboration), Phys. Rev. Lett. **91**, 212001 (2003).
- [154] H.-G. Moser and A. Roussarie, Nucl. Instrum. Methods A **384**, 491 (1997).
- [155] A. Heister *et al.* (ALEPH Collaboration), Eur. Phys. J. C **29**, 143 (2003).
- [156] F. Abe *et al.* (CDF Collaboration), Phys. Rev. Lett. **82**, 3576 (1999).
- [157] J. Abdallah *et al.* (DELPHI Collaboration), Eur. Phys. J. C **35**, 35 (2004).
- [158] G. Abbiendi *et al.* (OPAL Collaboration), Eur. Phys. J. C **11**, 587 (1999).
- [159] G. Abbiendi *et al.* (OPAL Collaboration), Eur. Phys. J. C **19**, 241 (2001).
- [160] K. Abe *et al.* (SLD Collaboration), Phys. Rev. D **67**, 012006 (2003).
- [161] K. Abe *et al.* (SLD Collaboration), Phys. Rev. D **66**, 032009 (2002).
- [162] SLD Collaboration, SLAC-PUB-8568, contrib. to 30th Int. Conf. on High-Energy Physics, Osaka, Japan (2000).
- [163] CDF Collaboration, CDF notes 7907 and 7941, October and November 2005, submitted to fall 2005 conferences.
- [164] DØ Collaboration, DØ notes 4878 and 4881, July 2005, submitted to summer 2005 conferences.
- [165] D. Buskulic *et al.* [ALEPH Collaboration], Phys. Lett. B **395**, 373 (1997).
- [166] J. Bartelt *et al.* (CLEO Collaboration), Phys. Rev. Lett. **82**, 3746 (1999) [arXiv:hep-ex/9811042].
- [167] K. Abe *et al.* (Belle Collaboration), Phys. Lett. B **526**, 258 (2002) [arXiv:hep-ex/0111082].
- [168] B. Aubert *et al.* [BABAR Collaboration], Phys. Rev. Lett. **100**, 151802 (2008) [arXiv:0712.3503 [hep-ex]].
- [169] R. Fulton *et al.* [CLEO Collaboration], Phys. Rev. D **43**, 651 (1991).
- [170] G. Abbiendi *et al.* (OPAL Collaboration), Phys. Lett. B **482**, 15 (2000) [arXiv:hep-ex/0003013].
- [171] P. Abreu *et al.* (DELPHI Collaboration), Phys. Lett. B **510**, 55 (2001) [arXiv:hep-ex/0104026].
- [172] K. Abe *et al.* (Belle Collaboration), Phys. Lett. B **526**, 247 (2002) [arXiv:hep-ex/0111060].

- [173] N. E. Adam *et al.* (CLEO collaboration), Phys. Rev. D **67**, 032001 (2003) [arXiv:hep-ex/0210040].
- [174] J. Abdallah *et al.* (DELPHI Collaboration), Eur. Phys. J. C **33**, 213 (2004) [arXiv:hep-ex/0401023].
- [175] B. Aubert [BABAR Collaboration], Phys. Rev. D **77**, 032002 (2008).
- [176] H. Albrecht *et al.* [ARGUS Collaboration], Phys. Lett. B **275**, 195 (1992).
- [177] M. Okamoto *et al.*, Nucl. Phys. Proc. Suppl. **140**, 461 (2005) [arXiv:hep-lat/0409116].
- [178] I. Caprini, L. Lellouch and M. Neubert, Nucl. Phys. B **530** (1998) 153 [arXiv:hep-ph/9712417].
- [179] J. E. Duboscq *et al.* [CLEO Collaboration], Phys. Rev. Lett. **76**, 3898 (1996).
- [180] J. Laiho [Fermilab Lattice and MILC Collaborations], PoS **LATTICE2007**, 358 (2007) [arXiv:0710.1111 [hep-lat]].
- [181] D. Liventsev *et al.* [Belle Collaboration], arXiv:0711.3252 [hep-ex].
- [182] D. Buskulic *et al.* [ALEPH Collaboration], Z. Phys. C **73**, 601 (1997).
- [183] G. Abbiendi *et al.* [OPAL Collaboration], Eur. Phys. J. C **30**, 467 (2003) [arXiv:hep-ex/0301018].
- [184] A. Anastassov *et al.* [CLEO Collaboration], Phys. Rev. Lett. **80**, 4127 (1998) [arXiv:hep-ex/9708035].
- [185] V. M. Abazov *et al.* [D0 Collaboration], Phys. Rev. Lett. **95**, 171803 (2005) [arXiv:hep-ex/0507046].
- [186] H. Albrecht *et al.* [ARGUS Collaboration], Phys. Lett. B **318**, 397 (1993).
- [187] K. Abe *et al.* [Belle Collaboration], Phys. Lett. B **547**, 181 (2002) [arXiv:hep-ex/0208033].
- [188] A. H. Mahmood *et al.* [CLEO Collaboration], Phys. Rev. D **70**, 032003 (2004) [arXiv:hep-ex/0403053].
- [189] B. Aubert *et al.* [BABAR Collaboration], Phys. Rev. D **69**, 111104 (2004) [arXiv:hep-ex/0403030].
- [190] B. Aubert *et al.* [BABAR Collaboration], Phys. Rev. D **74**, 091105 (2006) [arXiv:hep-ex/0607111].
- [191] P. Urquijo *et al.* [Belle Collaboration], Phys. Rev. D **75**, 032001 (2007) [arXiv:hep-ex/0610012].
- [192] O. Buchmuller and H. Flacher, Phys. Rev. D **73**, 073008 (2006) [arXiv:hep-ph/0507253].
- [193] P. Gambino and N. Uraltsev, Eur. Phys. J. C **34**, 181 (2004) [arXiv:hep-ph/0401063].

- [194] D. Benson, I. I. Bigi and N. Uraltsev, Nucl. Phys. B **710** (2005) 371 [arXiv:hep-ph/0410080].
- [195] D. Benson, I. I. Bigi, T. Mannel and N. Uraltsev, Nucl. Phys. B **665** (2003) 367 [arXiv:hep-ph/0302262].
- [196] M. Artuso *et al.* [CLEO Collaboration], Phys. Lett. B **399**, 321 (1997) [arXiv:hep-ex/9702007].
- [197] S. Henderson *et al.* [CLEO Collaboration], Phys. Rev. D **45**, 2212 (1992).
- [198] H. Albrecht *et al.* [ARGUS Collaboration], Phys. Lett. B **324**, 249 (1994).
- [199] See, for example, I. I. Y. Bigi, M. A. Shifman and N. Uraltsev, Ann. Rev. Nucl. Part. Sci. **47**, 591 (1997) [arXiv:hep-ph/9703290]; M. Neubert, Nucl. Phys. Proc. Suppl. **59**, 101 (1997) [arXiv:hep-ph/9702310]; A. H. Hoang, Z. Ligeti and A. V. Manohar, Phys. Rev. D **59**, 074017 (1999) [arXiv:hep-ph/9811239], and references therein.
- [200] N. Uraltsev, Int. J. Mod. Phys. A **20** (2005) 2099 [arXiv:hep-ph/0403166].
- [201] M. Trott, Phys. Rev. D **70** (2004) 073003 [arXiv:hep-ph/0402120].
- [202] V. Aquila, P. Gambino, G. Ridolfi and N. Uraltsev, Nucl. Phys. B **719** (2005) 77 [arXiv:hep-ph/0503083].
- [203] B. Aubert *et al.* [BABAR Collaboration], Phys. Rev. D **69** (2004) 111103 [arXiv:hep-ex/0403031].
- [204] B. Aubert *et al.* [BABAR Collaboration], Phys. Rev. D **72** (2005) 052004 [arXiv:hep-ex/0508004].
- [205] B. Aubert *et al.* [BABAR Collaboration], arXiv:hep-ex/0507001.
- [206] C. Schwanda *et al.* [BELLE Collaboration], Phys. Rev. D **75** (2007) 032005 [arXiv:hep-ex/0611044].
- [207] P. Urquijo *et al.*, Phys. Rev. D **75** (2007) 032001 [arXiv:hep-ex/0610012].
- [208] K. Abe *et al.* [Belle Collaboration], arXiv:hep-ex/0508005.
- [209] D. E. Acosta *et al.* [CDF Collaboration], Phys. Rev. D **71** (2005) 051103 [arXiv:hep-ex/0502003].
- [210] S. E. Csorna *et al.* [CLEO Collaboration], Phys. Rev. D **70** (2004) 032002 [arXiv:hep-ex/0403052].
- [211] S. Chen *et al.* [CLEO Collaboration], Phys. Rev. Lett. **87** (2001) 251807 [arXiv:hep-ex/0108032].
- [212] J. Abdallah *et al.* [DELPHI Collaboration], Eur. Phys. J. C **45** (2006) 35 [arXiv:hep-ex/0510024].

- [213] D. Cronin-Hennessy *et al.* [CLEO Collab.], Phys. Rev. Lett. **87**, 251808 (2001).
- [214] C. W. Bauer, Z. Ligeti, M. Luke, A. V. Manohar and M. Trott, Phys. Rev. D **70**, 094017 (2004) [arXiv:hep-ph/0408002].
- [215] K. Abe *et al.* [BELLE Collaboration], arXiv:hep-ex/0611047.
- [216] N. E. Adam *et al.* (CLEO Collab.), Phys. Rev. Lett. **99**:041802 (2007) [hep-ex/0703041].
- [217] B. Aubert *et al.* (BABAR Collaboration), Phys. Rev. Lett. **98** (2007) 091801 [arXiv:hep-ex/0612020].
- [218] T. Hokuue *et al.* [Belle Collaboration], Phys. Lett. B **648** (2007) 139 [arXiv:hep-ex/0604024].
- [219] B. Aubert *et al.* [BABAR Collaboration], Phys. Rev. Lett. **97** (2006) 211801 [arXiv:hep-ex/0607089].
- [220] K. Abe [Belle Collaboration], arXiv:hep-ex/0610054.
- [221] P. Ball and R. Zwicky, Phys. Rev. D **71**, 014029 (2005) [arXiv:hep-ph/0412079].
- [222] J. Shigemitsu *et al.*, Nucl. Phys. Proc. Suppl. **140**, 464 (2005) [arXiv:hep-lat/0408019].
- [223] A. Abada, D. Becirevic, P. Boucaud, J. P. Leroy, V. Lubicz and F. Mescia, Nucl. Phys. B **619**, 565 (2001) [arXiv:hep-lat/0011065].
- [224] B. Aubert *et al.* [BABAR Collaboration], Phys. Rev. D **72**, 051102 (2005) [arXiv:hep-ex/0507003].
- [225] C. Schwanda *et al.* [Belle Collaboration], Phys. Rev. Lett. **93**, 131803 (2004) [arXiv:hep-ex/0402023].
- [226] B. Aubert *et al.* [BABAR Collaboration], arXiv:hep-ex/0607066.
- [227] B. Aubert *et al.* [BABAR Collaboration], arXiv:0708.3702 [hep-ex].
- [228] I. Bizjak *et al.* (Belle Collaboration), Phys. Rev. Lett. **95** (2005) 241801 [arXiv:hep-ex/0505088].
- [229] C. W. Bauer, Z. Ligeti and M. E. Luke, Phys. Rev. D **64**, 113004 (2001) [arXiv:hep-ph/0107074].
- [230] M. Neubert, Phys. Rev. D **49** (1994) 4623 [arXiv:hep-ph/9312311].
- [231] A. K. Leibovich, I. Low and I. Z. Rothstein, Phys. Rev. D **61**, 053006 (2000) [arXiv:hep-ph/9909404].
- [232] B. O. Lange, M. Neubert and G. Paz, JHEP **0510**, 084 (2005) [arXiv:hep-ph/0508178].
- [233] B. Aubert *et al.* [BABAR Collaboration], Phys. Rev. Lett. **96**, 221801 (2006) [arXiv:hep-ex/0601046].

- [234] V. B. Golubev, Y. I. Skovpen and V. G. Luth, Phys. Rev. D **76** (2007) 114003 [arXiv:hep-ph/0702072].
- [235] B. Aubert *et al.* [BABAR Collaboration], Phys. Rev. D **73**, 012006 (2006) [arXiv:hep-ex/0509040].
- [236] A. Bornheim *et al.* [CLEO Collaboration], Phys. Rev. Lett. **88**, 231803 (2002) [arXiv:hep-ex/0202019].
- [237] R. Kowalewski and S. Menke, Phys. Lett. B **541**:29 (2002).
- [238] B. Aubert *et al.* [BABAR Collaboration], Phys. Rev. Lett. **95**, 111801 (2005) [Erratum-ibid. **97**, 019903 (2006)] [arXiv:hep-ex/0506036].
- [239] A. Limosani *et al.* [Belle Collaboration], Phys. Lett. B **621**, 28 (2005) [arXiv:hep-ex/0504046].
- [240] H. Kakuno *et al.* [BELLE Collaboration], Phys. Rev. Lett. **92**, 101801 (2004) [arXiv:hep-ex/0311048].
- [241] B. O. Lange, M. Neubert and G. Paz, Phys. Rev. D **72**, 073006 (2005) [arXiv:hep-ph/0504071].
- [242] S. W. Bosch, B. O. Lange, M. Neubert and G. Paz, Nucl. Phys. B **699**, 335 (2004) [arXiv:hep-ph/0402094].
- [243] S. W. Bosch, M. Neubert and G. Paz, JHEP **0411**, 073 (2004) [arXiv:hep-ph/0409115].
- [244] M. Neubert, Eur. Phys. J. C **44**, 205 (2005) [arXiv:hep-ph/0411027].
- [245] M. Neubert, Phys. Lett. B **612**, 13 (2005) [arXiv:hep-ph/0412241].
- [246] J. R. Andersen and E. Gardi, JHEP **0601**, 097 (2006) [arXiv:hep-ph/0509360].
- [247] P. Gambino, P. Giordano, G. Ossola and N. Uraltsev, JHEP **0710** (2007) 058 [arXiv:0707.2493 [hep-ph]].
- [248] U. Aglietti, F. Di Lodovico, G. Ferrera and G. Ricciardi, arXiv:0711.0860 [hep-ph].
- [249] U. Aglietti, G. Ferrera and G. Ricciardi, Nucl. Phys. B **768** (2007) 85 [arXiv:hep-ph/0608047].
- [250] U. Aglietti, G. Ricciardi and G. Ferrera, Phys. Rev. D **74** (2006) 034004 [arXiv:hep-ph/0507285].
- [251] U. Aglietti, G. Ricciardi and G. Ferrera, Phys. Rev. D **74** (2006) 034005 [arXiv:hep-ph/0509095].
- [252] U. Aglietti, G. Ricciardi and G. Ferrera, Phys. Rev. D **74** (2006) 034006 [arXiv:hep-ph/0509271].
- [253] L. L. Chau and W. Y. Keung, Phys. Rev. Lett. **53** (1984) 1802.

- [254] L. Wolfenstein, Phys. Rev. Lett. **51** (1983) 1945.
- [255] A. J. Buras, M. E. Lautenbacher and G. Ostermaier, Phys. Rev. D **50** (1994) 3433 [arXiv:hep-ph/9403384].
- [256] C. Jarlskog, Phys. Rev. Lett. **55** (1985) 1039.
- [257] C. Jarlskog, Phys. Lett. B **615** (2005) 207 [arXiv:hep-ph/0503199].
- [258] J. D. Bjorken, P. F. Harrison and W. G. Scott, Phys. Rev. D **74** (2006) 073012 [arXiv:hep-ph/0511201].
- [259] A. B. Carter and A. I. Sanda, Phys. Rev. D **23** (1981) 1567.
- [260] I. I. Y. Bigi and A. I. Sanda, Nucl. Phys. B **193** (1981) 85.
- [261] B. Aubert *et al.* [Babar Collaboration], Phys. Rev. Lett. **86** (2001) 2515 [arXiv:hep-ex/0102030].
- [262] K. Abe *et al.* [Belle Collaboration], Phys. Rev. Lett. **87** (2001) 091802 [arXiv:hep-ex/0107061].
- [263] B. Aubert *et al.* [Babar Collaboration], Phys. Rev. D **76** (2007) 031102 [arXiv:0704.0522 [hep-ex]].
- [264] R. Itoh *et al.* [Belle Collaboration], Phys. Rev. Lett. **95** (2005) 091601 [arXiv:hep-ex/0504030].
- [265] B. Aubert *et al.* [Babar Collaboration], Phys. Rev. Lett. **99** (2007) 171803 [arXiv:hep-ex/0703021].
- [266] K. F. Chen *et al.* [Belle Collaboration], Phys. Rev. Lett. **98** (2007) 031802 [arXiv:hep-ex/0608039].
- [267] H. Sahoo *et al.* [Belle Collaboration], Phys. Rev. D **77** (2008) 091103.
- [268] R. Barate *et al.* [ALEPH Collaboration], Phys. Lett. B **492** (2000) 259 [arXiv:hep-ex/0009058].
- [269] K. Ackerstaff *et al.* [OPAL collaboration], Eur. Phys. J. C **5** (1998) 379 [arXiv:hep-ex/9801022].
- [270] A. A. Affolder *et al.* [CDF Collaboration], Phys. Rev. D **61** (2000) 072005 [arXiv:hep-ex/9909003].
- [271] J. Charles *et al.* [CKMfitter Group], Eur. Phys. J. C **41** (2005) 1 [arXiv:hep-ph/0406184]. Updated results available at <http://www.slac.stanford.edu/xorg/ckmfitter/>
- [272] M. Bona *et al.* [UTfit Collaboration], JHEP **0507** (2005) 028 [arXiv:hep-ph/0501199]. Updated results available at <http://www.utfit.org/>
- [273] I. Dunietz, H. R. Quinn, A. Snyder, W. Toki and H. J. Lipkin, Phys. Rev. D **43** (1991) 2193.

- [274] D. Aston *et al.*, Nucl. Phys. B **296** (1988) 493.
- [275] M. Suzuki, Phys. Rev. D **64** (2001) 117503 [arXiv:hep-ph/0106354].
- [276] B. Aubert *et al.* [Babar Collaboration], Phys. Rev. D **71** (2005) 032005 [arXiv:hep-ex/0411016].
- [277] T. E. Browder, A. Datta, P. J. O'Donnell and S. Pakvasa, Phys. Rev. D **61** (2000) 054009 [arXiv:hep-ph/9905425].
- [278] B. Aubert *et al.* [Babar Collaboration], Phys. Rev. D **74** (2006) 091101 [arXiv:hep-ex/0608016].
- [279] J. Dalseno *et al.* [Belle Collaboration], Phys. Rev. D **76** (2007) 072004 [arXiv:0706.2045 [hep-ex]].
- [280] I. Dunietz, R. Fleischer and U. Nierste, Phys. Rev. D **63** (2001) 114015 [arXiv:hep-ph/0012219].
- [281] A. Lenz and U. Nierste, JHEP **0706** (2007) 072 [arXiv:hep-ph/0612167].
- [282] T. Aaltonen *et al.* [CDF Collaboration], Phys. Rev. Lett. **100** (2008) 161802 [arXiv:0712.2397 [hep-ex]].
- [283] V. M. Abazov *et al.* [D0 Collaboration], arXiv:0802.2255 [hep-ex].
- [284] T. Aaltonen *et al.* [CDF collaboration], Phys. Rev. Lett. **100** (2008) 121803 [arXiv:0712.2348 [hep-ex]].
- [285] V. M. Abazov *et al.* [D0 Collaboration], Phys. Rev. Lett. **98** (2007) 121801 [arXiv:hep-ex/0701012].
- [286] Y. Grossman and M. P. Worah, Phys. Lett. B **395** (1997) 241 [arXiv:hep-ph/9612269].
- [287] R. Fleischer, Phys. Lett. B **562** (2003) 234 [arXiv:hep-ph/0301255].
- [288] R. Fleischer, Nucl. Phys. B **659** (2003) 321 [arXiv:hep-ph/0301256].
- [289] B. Aubert *et al.* [Babar Collaboration], Phys. Rev. Lett. **99** (2007) 081801 [arXiv:hep-ex/0703019].
- [290] A. Bondar, T. Gershon and P. Krokovny, Phys. Lett. B **624** (2005) 1 [arXiv:hep-ph/0503174].
- [291] P. Krokovny *et al.* [Belle Collaboration], Phys. Rev. Lett. **97** (2006) 081801 [arXiv:hep-ex/0605023].
- [292] B. Aubert *et al.* [Babar Collaboration], Phys. Rev. Lett. **99** (2007) 231802 [arXiv:0708.1544 [hep-ex]].
- [293] R. Fleischer, Int. J. Mod. Phys. A **12** (1997) 2459 [arXiv:hep-ph/9612446].
- [294] D. London and A. Soni, Phys. Lett. B **407** (1997) 61 [arXiv:hep-ph/9704277].



- [295] M. Ciuchini, E. Franco, G. Martinelli, A. Masiero and L. Silvestrini, Phys. Rev. Lett. **79** (1997) 978 [arXiv:hep-ph/9704274].
- [296] T. Gershon and M. Hazumi, Phys. Lett. B **596** (2004) 163 [arXiv:hep-ph/0402097].
- [297] Y. Grossman, Z. Ligeti, Y. Nir and H. Quinn, Phys. Rev. D **68** (2003) 015004 [arXiv:hep-ph/0303171].
- [298] M. Gronau and J. L. Rosner, Phys. Lett. B **564** (2003) 90 [arXiv:hep-ph/0304178].
- [299] M. Gronau, Y. Grossman and J. L. Rosner, Phys. Lett. B **579** (2004) 331 [arXiv:hep-ph/0310020].
- [300] M. Gronau, J. L. Rosner and J. Zupan, Phys. Lett. B **596** (2004) 107 [arXiv:hep-ph/0403287].
- [301] H. Y. Cheng, C. K. Chua and A. Soni, Phys. Rev. D **72** (2005) 014006 [arXiv:hep-ph/0502235].
- [302] M. Gronau and J. L. Rosner, Phys. Rev. D **71** (2005) 074019 [arXiv:hep-ph/0503131].
- [303] G. Buchalla, G. Hiller, Y. Nir and G. Raz, JHEP **0509** (2005) 074 [arXiv:hep-ph/0503151].
- [304] M. Beneke, Phys. Lett. B **620** (2005) 143 [arXiv:hep-ph/0505075].
- [305] G. Engelhard, Y. Nir and G. Raz, Phys. Rev. D **72** (2005) 075013 [arXiv:hep-ph/0505194].
- [306] H. Y. Cheng, C. K. Chua and A. Soni, Phys. Rev. D **72** (2005) 094003 [arXiv:hep-ph/0506268].
- [307] G. Engelhard and G. Raz, Phys. Rev. D **72** (2005) 114017 [arXiv:hep-ph/0508046].
- [308] M. Gronau, J. L. Rosner and J. Zupan, Phys. Rev. D **74** (2006) 093003 [arXiv:hep-ph/0608085].
- [309] L. Silvestrini, Ann. Rev. Nucl. Part. Sci. **57**, 405 (2007) [arXiv:0705.1624 [hep-ph]].
- [310] R. Dutta and S. Gardner, arXiv:0805.1963 [hep-ph].
- [311] B. Aubert *et al.* [Babar Collaboration], Phys. Rev. Lett. **99** (2007) 161802 [arXiv:0706.3885 [hep-ex]].
- [312] B. Aubert *et al.* [Babar Collaboration], Phys. Rev. Lett. **98** (2007) 031801 [arXiv:hep-ex/0609052].
- [313] B. Aubert *et al.* [Babar Collaboration], Phys. Rev. D **76** (2007) 091101 [arXiv:hep-ex/0702046].
- [314] B. Aubert *et al.* [Babar Collaboration], Phys. Rev. D **77** (2008) 012003 [arXiv:0707.2980 [hep-ex]].

- [315] K. Abe *et al.* [Belle Collaboration], Phys. Rev. D **76** (2007) 091103 [arXiv:hep-ex/0609006].
- [316] B. Aubert *et al.* [Babar Collaboration], arXiv:0708.2097 [hep-ex].
- [317] B. Aubert *et al.* [Babar Collaboration], arXiv:hep-ex/0607101.
- [318] B. Aubert *et al.* [Babar Collaboration], Phys. Rev. D **76** (2007) 071101 [arXiv:hep-ex/0702010].
- [319] K. Abe *et al.* [Belle Collaboration], arXiv:0708.1845 [hep-ex].
- [320] B. Aubert *et al.* [Babar Collaboration], Phys. Rev. D **71** (2005) 091102 [arXiv:hep-ex/0502019].
- [321] A. Garmash *et al.* [Belle Collaboration], Phys. Rev. D **71** (2005) 092003 [arXiv:hep-ex/0412066].
- [322] B. Aubert *et al.* [Babar Collaboration], Phys. Rev. D **74** (2006) 032003 [arXiv:hep-ex/0605003].
- [323] A. Garmash *et al.* [Belle Collaboration], Phys. Rev. D **75** (2007) 012006 [arXiv:hep-ex/0610081].
- [324] B. Aubert *et al.* [Babar Collaboration], arXiv:0803.4451 [hep-ex].
- [325] B. Aubert *et al.* [Babar Collaboration], Phys. Rev. D **74** (2006) 011101 [arXiv:hep-ex/0603012].
- [326] S. E. Lee *et al.* [Belle Collaboration], Phys. Rev. D **77** (2008) 071101 [arXiv:0708.0304 [hep-ex]].
- [327] B. Aubert *et al.* [Babar Collaboration], Phys. Rev. Lett. **99** (2007) 071801 [arXiv:0705.1190 [hep-ex]].
- [328] S. Fratina *et al.*, Phys. Rev. Lett. **98** (2007) 221802 [arXiv:hep-ex/0702031].
- [329] B. Aubert *et al.* [Babar Collaboration], Phys. Rev. D **76** (2007) 111102 [arXiv:0708.1549 [hep-ex]].
- [330] H. Miyake *et al.* [Belle Collaboration], Phys. Lett. B **618** (2005) 34 [arXiv:hep-ex/0501037].
- [331] T. Aushev *et al.* [Belle Collaboration], Phys. Rev. Lett. **93** (2004) 201802 [arXiv:hep-ex/0408051].
- [332] B. Aubert *et al.* [Babar Collaboration], Phys. Rev. Lett. **97** (2006) 171805 [arXiv:hep-ex/0608036].
- [333] Y. Nakahama *et al.* [Belle Collaboration], Phys. Rev. Lett. **100** (2008) 121601 [arXiv:0712.4234 [hep-ex]].

- [334] D. Atwood, M. Gronau and A. Soni, Phys. Rev. Lett. **79** (1997) 185 [arXiv:hep-ph/9704272].
- [335] D. Atwood, T. Gershon, M. Hazumi and A. Soni, Phys. Rev. D **71** (2005) 076003 [arXiv:hep-ph/0410036].
- [336] B. Grinstein, Y. Grossman, Z. Ligeti and D. Pirjol, Phys. Rev. D **71** (2005) 011504 [arXiv:hep-ph/0412019].
- [337] B. Grinstein and D. Pirjol, Phys. Rev. D **73** (2006) 014013 [arXiv:hep-ph/0510104].
- [338] M. Matsumori and A. I. Sanda, Phys. Rev. D **73** (2006) 114022 [arXiv:hep-ph/0512175].
- [339] P. Ball and R. Zwicky, Phys. Lett. B **642** (2006) 478 [arXiv:hep-ph/0609037].
- [340] B. Aubert *et al.* [Babar Collaboration], arXiv:0708.1614 [hep-ex].
- [341] Y. Ushiroda *et al.* [Belle Collaboration], Phys. Rev. D **74** (2006) 111104 [arXiv:hep-ex/0608017].
- [342] B. Aubert *et al.* [Babar Collaboration], Phys. Rev. D **72** (2005) 051103 [arXiv:hep-ex/0507038].
- [343] Y. Ushiroda *et al.* [BELLE Collaboration], Phys. Rev. Lett. **100** (2008) 021602 [arXiv:0709.2769 [hep-ex]].
- [344] A. E. Snyder and H. R. Quinn, Phys. Rev. D **48** (1993) 2139.
- [345] H. R. Quinn and J. P. Silva, Phys. Rev. D **62** (2000) 054002 [arXiv:hep-ph/0001290].
- [346] B. Aubert *et al.* [Babar Collaboration], Phys. Rev. Lett. **99** (2007) 021603 [arXiv:hep-ex/0703016].
- [347] H. Ishino *et al.* [Belle Collaboration], Phys. Rev. Lett. **98** (2007) 211801 [arXiv:hep-ex/0608035].
- [348] B. Aubert *et al.* [Babar Collaboration], Phys. Rev. D **76** (2007) 052007 [arXiv:0705.2157 [hep-ex]].
- [349] A. Somov *et al.*, Phys. Rev. Lett. **96** (2006) 171801 [arXiv:hep-ex/0601024].
- [350] K. Abe *et al.* [Belle Collaboration], Phys. Rev. D **76** (2007) 011104 [arXiv:hep-ex/0702009].
- [351] B. Aubert *et al.* [Babar Collaboration], arXiv:0708.1630 [hep-ex].
- [352] B. Aubert *et al.* [Babar Collaboration], Phys. Rev. Lett. **91** (2003) 201802 [arXiv:hep-ex/0306030].
- [353] C. C. Wang *et al.* [Belle Collaboration], Phys. Rev. Lett. **94** (2005) 121801 [arXiv:hep-ex/0408003].

- [354] B. Aubert *et al.* [Babar Collaboration], Phys. Rev. D **76** (2007) 012004 [arXiv:hep-ex/0703008].
- [355] A. Kusaka *et al.* [Belle Collaboration], Phys. Rev. Lett. **98** (2007) 221602 [arXiv:hep-ex/0701015].
- [356] A. Kusaka *et al.* [Belle Collaboration], Phys. Rev. D **77** (2008) 072001 [arXiv:0710.4974 [hep-ex]].
- [357] B. Aubert *et al.* [Babar Collaboration], Phys. Rev. Lett. **98** (2007) 181803 [arXiv:hep-ex/0612050].
- [358] M. Gronau and D. London, Phys. Rev. Lett. **65** (1990) 3381.
- [359] H. J. Lipkin, Y. Nir, H. R. Quinn and A. Snyder, Phys. Rev. D **44** (1991) 1454.
- [360] B. Aubert *et al.* [Babar Collaboration], Phys. Rev. D **76** (2007) 091102 [arXiv:0707.2798 [hep-ex]].
- [361] B. Aubert *et al.* [Babar Collaboration], Phys. Rev. D **73** (2006) 111101 [arXiv:hep-ex/0602049].
- [362] F. J. Ronga *et al.* [Belle Collaboration], Phys. Rev. D **73** (2006) 092003 [arXiv:hep-ex/0604013].
- [363] B. Aubert *et al.* [Babar Collaboration], Phys. Rev. D **71** (2005) 112003 [arXiv:hep-ex/0504035].
- [364] K. Abe *et al.* [Belle Collaboration], Phys. Lett. B **624** (2005) 11 [arXiv:hep-ex/0408106].
- [365] K. Abe *et al.* [Belle Collaboration], Phys. Rev. Lett. **93** (2004) 031802 [Erratum-ibid. **93** (2004) 059901] [arXiv:hep-ex/0308048].
- [366] O. Long, M. Baak, R. N. Cahn and D. Kirkby, Phys. Rev. D **68** (2003) 034010 [arXiv:hep-ex/0303030].
- [367] R. Fleischer, Nucl. Phys. B **671** (2003) 459 [arXiv:hep-ph/0304027].
- [368] I. I. Y. Bigi and A. I. Sanda, Phys. Lett. B **211** (1988) 213.
- [369] M. Gronau and D. London., Phys. Lett. B **253** (1991) 483.
- [370] M. Gronau and D. Wyler, Phys. Lett. B **265** (1991) 172.
- [371] D. Atwood, I. Dunietz and A. Soni, Phys. Rev. Lett. **78** (1997) 3257 [arXiv:hep-ph/9612433].
- [372] D. Atwood, I. Dunietz and A. Soni, Phys. Rev. D **63** (2001) 036005 [arXiv:hep-ph/0008090].
- [373] A. Giri, Y. Grossman, A. Soffer and J. Zupan, Phys. Rev. D **68** (2003) 054018 [arXiv:hep-ph/0303187].

- [374] A. Poluektov *et al.* [Belle Collaboration], Phys. Rev. D **70** (2004) 072003 [arXiv:hep-ex/0406067].
- [375] A. Bondar and A. Poluektov, Eur. Phys. J. C **47** (2006) 347 [arXiv:hep-ph/0510246].
- [376] A. Bondar and A. Poluektov, arXiv:0801.0840 [hep-ex].
- [377] D. Atwood and A. Soni, Phys. Rev. D **68** (2003) 033003 [arXiv:hep-ph/0304085].
- [378] A. Bondar and T. Gershon, Phys. Rev. D **70** (2004) 091503 [arXiv:hep-ph/0409281].
- [379] B. Aubert *et al.* [Babar Collaboration], arXiv:0708.1534 [hep-ex].
- [380] K. Abe *et al.* [Belle Collaboration], Phys. Rev. D **73** (2006) 051106 [arXiv:hep-ex/0601032].
- [381] B. Aubert *et al.* [Babar Collaboration], Phys. Rev. D **71** (2005) 031102 [arXiv:hep-ex/0411091].
- [382] B. Aubert *et al.* [Babar Collaboration], Phys. Rev. D **72** (2005) 071103 [arXiv:hep-ex/0507002].
- [383] B. Aubert *et al.* [Babar Collaboration], Phys. Rev. D **72** (2005) 032004 [arXiv:hep-ex/0504047].
- [384] K. Abe *et al.* [Belle Collaboration], arXiv:hep-ex/0508048.
- [385] B. Aubert *et al.* [Babar Collaboration], Phys. Rev. D **72** (2005) 071104 [arXiv:hep-ex/0508001].
- [386] B. Aubert *et al.* [Babar Collaboration], Phys. Rev. D **76** (2007) 111101 [arXiv:0708.0182 [hep-ex]].
- [387] M. Gronau, Phys. Lett. B **557** (2003) 198 [arXiv:hep-ph/0211282].
- [388] B. Aubert *et al.* [Babar Collaboration], arXiv:hep-ex/0607104.
- [389] A. Poluektov *et al.* [Belle Collaboration], Phys. Rev. D **73** (2006) 112009 [arXiv:hep-ex/0604054].
- [390] B. Aubert *et al.* [Babar Collaboration], arXiv:hep-ex/0507101.
- [391] B. Aubert *et al.* [Babar Collaboration], Phys. Rev. Lett. **99** (2007) 251801 [arXiv:hep-ex/0703037].
- [392] O. Buchmüller and H. Flächer, hep-ph/0507253.
- [393] BaBar Collaboration (B. Aubert *et al.*), Phys. Rev. D **77**, 051103 (2008).
- [394] Results presented by Antonio Limosani in Moriond EW 2008.
- [395] S. Chen *et al.* (CLEO Collaboration), Phys. Rev. Lett. **87**, 251807 (2001).

- [396] K. Abe *et al.* (Belle Collaboration), Phys. Lett. B **511**, 151 (2001).
- [397] B. Aubert *et al.* (Babar Collaboration), Phys. Rev. D **72**, 052004 (2005).
- [398] B. Aubert *et al.* (Babar Collaboration), Phys. Rev. Lett. **97**, 171803 (2006).
- [399] M. Staric *et al.* (Belle Collab.), Phys. Rev. Lett. **98**, 211803 (2007).
- [400] B. Aubert *et al.* (BaBar Collab.), Phys. Rev. Lett. **98**, 211802 (2007).
- [401] T. Aaltonen *et al.* (CDF Collab.), Phys. Rev. Lett. **100**, 121802 (2008).
- [402] <http://www.slac.stanford.edu/xorg/hfag/charm/index.html>
- [403] I. Bigi and N. Uraltsev, Nucl. Phys. B **592**, 92 (2001).
- [404] For a survey of predictions see: A. A. Petrov, eConf **C030603** (2003), arXiv:hep-ph/0311371; Nucl. Phys. Proc. Suppl. **142**, 333 (2005).
- [405] A. F. Falk *et al.*, Phys. Rev. D **69**, 114021 (2004).
- [406] E. M. Aitala *et al.* (E791 Collab.), Phys. Rev. Lett. **77**, 2384 (1996);  
C. Cawlfeld *et al.* (CLEO Collab.), Phys. Rev. D **71**, 071101 (2005);  
B. Aubert *et al.* (BaBar Collab.), Phys. Rev. D **76**, 014018 (2007);  
U. Bitenc *et al.* (Belle Collab.), Phys. Rev. D **77**, 112003 (2008).
- [407] E. M. Aitala *et al.* (E791 Collab.), Phys. Rev. Lett. **83**, 32 (1999);  
J. M. Link *et al.* (FOCUS Collab.), Phys. Lett. B **485**, 62 (2000);
- [408] S. E. Csorna *et al.* (CLEO Collab.), Phys. Rev. D **65**, 092001 (2002);
- [409] B. Aubert *et al.* (BaBar Collab.), arXiv:0712.2249 (submitted to Phys. Rev. D).
- [410] D. M. Asner *et al.* (CLEO Collab.), Phys. Rev. D **72**, 012001 (2005); arXiv:hep-ex/0503045 (revised April 2007);  
L. M. Zhang *et al.* (Belle Collab.), Phys. Rev. Lett. **99**, 131803 (2007).
- [411] L. M. Zhang *et al.* (Belle Collab.), Phys. Rev. Lett. **96**, 151801 (2006).
- [412] W. Lockman (Belle Collab.), presented at LP'07, Daegu, S. Korea (13 August 2007);  
See also: X. C. Tian *et al.* (Belle Collab.), Phys. Rev. Lett. **95**, 231801 (2005).
- [413] D. M. Asner *et al.* (CLEOc Collab.), arXiv:0802.2268 (submitted to Phys. Rev. D).
- [414] See <http://wwwasdoc.web.cern.ch/wwwasdoc/minuit/minmain.html>
- [415] B. Aubert *et al.* (BaBar Collab.), Phys. Rev. Lett. **90**, 242001 (2003).
- [416] D. Besson *et al.* (CLEO Collab.), Phys. Rev. D **68**, 032002 (2003).
- [417] K. Abe *et al.* (Belle Collab.), Phys. Rev. D **69**, 112002 (2004).

- [418] J. M. Link *et al.* (Focus Collab.), Phys. Lett. B **586**, 11 (2004).
- [419] S. Godfrey, N. Isgur, Phys. Rev. D **32**, 189 (1985); J. L. Rosner, Comm. Nucl. Part. Phys. **16**, 109 (1986); S. Godfrey, R. Kokoski, Phys. Rev. D **43**, 1679 (1991); N. Isgur, B. Wise, Phys. Rev. Lett. **66**, 1130 (1991); M. Di Pierro, E. Eichten, Phys. Rev. D **64**, 114004 (2001).
- [420] P. Colangelo, F. De Fazio, R. Ferrandes, Mod. Phys. Lett. A **19**, 2083 (2004); F. Jugeau *et al.*, Phys. Rev. D **72**, 094010 (2005).
- [421] R. N. Cahn, J. D. Jackson, Phys. Rev. D **68**, 037502 (2003).
- [422] T. Barnes, F. E. Close, H. J. Lipkin, Phys. Rev. D **68**, 054065 (2003); H. J. Lipkin, Phys. Lett. B **580**, 50 (2004).
- [423] W. A. Bardeen, E. J. Eichten, C. T. Hill, Phys. Rev. D **68**, 054024 (2003).
- [424] A. Kuzmin *et al.* (Belle Collab.), Phys. Rev. D **76**, 012006 (2007).
- [425] A. Abulencia *et al.* (CDF Collab.), Phys. Rev. D **73**, 051104 (2006).
- [426] K. Abe *et al.* (Belle Collab.), Phys. Rev. Lett. **94**, 221805 (2005).
- [427] Y. Mikami *et al.* (Belle Collab.), Phys. Rev. Lett. **92**, 012002 (2004).
- [428] B. Aubert *et al.* (BaBar Collab.), Phys. Rev. D **74**, 032007 (2006).
- [429] J. Brodzicka *et al.* (Belle Collab.), Phys. Rev. Lett. **100**, 092001 (2008).
- [430] B. Aubert *et al.* (BaBar Collab.), Phys. Rev. Lett. **97**, 222001 (2006).
- [431] A. V. Evdkimov *et al.* (Selex Collab.), Phys. Rev. Lett. **93**, 242001 (2004).
- [432] P. Krokovny *et al.* (Belle Collab.), Phys. Rev. Lett. **91**, 262002 (2003).
- [433] B. Aubert *et al.* (BaBar Collab.), Phys. Rev. Lett. **93**, 181801 (2004).
- [434] A. Drutskoy *et al.* (Belle Collab.), Phys. Rev. Lett. **94**, 061802 (2005).
- [435] V. Balagura *et al.* (Belle Collab.), Phys. Rev. D **77**, 032001 (2008).
- [436] B. Aubert *et al.* (BaBar Collab.), Phys. Rev. D **77**, 011102(R) (2008).
- [437] A. Heister *et al.* (ALEPH Collab.), Phys. Lett. B **526**, 34 (2002).
- [438] B. Aubert *et al.* (BaBar Collab.), Phys. Rev. D **74**, 031103(R) (2006).
- [439] T. Becher and R. J. Hill, Phys. Lett. B **633**, 61 (2006).
- [440] M. Kobayashi and T. Maskawa, Prog. Theor. Phys. **49**, 652 (1973).
- [441] F. J. Gilman and R. L. Singleton, Phys. Rev. D **41**, 142 (1990).
- [442] C. G. Boyd, B. Grinstein, and R. F. Lebed, Phys. Rev. Lett. **74**, 4603 (1995).

- [443] R. J. Hill, arXiv:hep-ph/0606023 (2006).
- [444] D. Becirevic and A. B. Kaidalov, Phys. Lett. B **478**, 417 (2000).
- [445] G. S. Huang *et al.*, Phys. Rev. Lett. **94**, 011802 (2005).
- [446] J. M. Link *et al.*, Phys. Lett. B **607**, 233 (2005).
- [447] L. Widhalm *et al.*, Phys. Rev. Lett. **97**, 061804 (2006).
- [448] B. Aubert *et al.*, Phys. Rev. D **76**, 052005 (2007).
- [449] Y. Gao, Talk presented at the XXXIII International Conference on High Energy Physics (ICHEP'06), Moscow, the Russian Federation, August 2006.
- [450] S. Dobbs *et al.*, arXiv:0712.1020 (2007).
- [451] C. Aubin *et al.*, Phys. Rev. Lett. **94**, 011601 (2005).
- [452] C. G. Boyd and M. J. Savage, Phys. Rev. D **56**, 303 (1997).
- [453] M. C. Arnesen, B. Grinstein, I. Z. Rothstein, and I. W. Stewart, Phys. Rev. Lett. **95**, 071802 (2005).
- [454] C. Bourrely, B. Machet, and E. de Rafael, Nucl. Phys. B **189**, 157 (1981).
- [455] J. C. Anjos *et al.*, Phys. Rev. Lett. **65**, 2630 (1990).
- [456] K. Kodama *et al.*, Phys. Lett. B **274**, 246 (1992).
- [457] P. L. Frabetti *et al.*, Phys. Lett. B **307**, 262 (1993).
- [458] E. M. Aitala *et al.*, Phys. Rev. Lett. **80**, 1393 (1998).
- [459] E. M. Aitala *et al.*, Phys. Lett. B **440**, 435 (1998).
- [460] M. Adamovich *et al.*, Eur. Phys. J. C **6**, 35 (1999).
- [461] J. M. Link *et al.*, Phys. Lett. B **544**, 89 (2002).
- [462] J. M. Link *et al.*, Phys. Lett. B **607**, 67 (2005).
- [463] B. Aubert *et al.*, arXiv:hep-ex/0607085 (2006).
- [464] H. Mahlke, arXiv:hep-ex/0702014 (2007).
- [465] J. M. Link *et al.*, Phys. Lett. B **535**, 43 (2002).
- [466] J. Wiss, arXiv:0709.3247 (2007).
- [467] I. I. Bigi and A. I. Sanda, *CP Violation*, Cambridge University Press (2000).
- [468] Y. Nir, arXiv:hep-ph/9911321 (1999).



- [469] F. Buccella *et al.*, Phys. Rev. D **51**, 3478 (1995).
- [470] B. Aubert *et al.* (BaBar Collab.), Phys. Rev. Lett. **100**, 061803 (2008).
- [471] D. Acosta *et al.* (CDF Collab.), Phys. Rev. Lett. **94**, 122001 (2005).
- [472] J. M. Link *et al.* (FOCUS Collab.), Phys. Lett. B **491**, 232 (2000); Err., Phys. Lett. B **495**, 443 (2000).
- [473] E. M. Aitala *et al.* (E791 Collab.), Phys. Lett. B **421**, 405 (1998).
- [474] J. E. Bartelt *et al.* (CLEO Collab.), Phys. Rev. D **52**, 4860 (1995).
- [475] P. L. Frabetti *et al.* (E687 Collab.), Phys. Rev. D **50**, 2953 (1994).
- [476] G. Bonvicini *et al.* (CLEO Collab.), Phys. Rev. D **63**, 071101 (2001).
- [477] B. Aubert *et al.* (BaBar Collab.), arXiv:0802.4035 (2008).
- [478] K. Arinstein *et al.* (Belle Collab.), Phys. Lett. B **662**, 102 (2008).
- [479] D. Cronin-Hennessy *et al.* (CLEO Collab.), Phys. Rev. D **72**, 031102 (2005).
- [480] S. Dobbs *et al.* (CLEOc Collab.), Phys. Rev. D **76**, 112001 (2007).
- [481] S. Kopp *et al.* (CLEO Collab.), Phys. Rev. D **63**, 092001 (2001).
- [482] X. C. Tian *et al.* (Belle Collab.), Phys. Rev. Lett. **95**, 231801 (2005).
- [483] G. Brandenburg *et al.* (CLEO Collab.), Phys. Rev. Lett. **87**, 071802 (2001).
- [484] D. M. Asner *et al.* (CLEO Collab.), Phys. Rev. D **70**, 091101 (2004).
- [485] J. M. Link *et al.* (FOCUS Collab.), Phys. Lett. B **622**, 239 (2005).
- [486] J. M. Link *et al.* (FOCUS Collab.), Phys. Rev. Lett. **88**, 041602 (2002); Err., Phys. Rev. Lett. **88**, 159903 (2002).
- [487] E. M. Aitala *et al.* (E791 Collab.), Phys. Lett. B **403**, 377 (1997).
- [488] B. Aubert *et al.* (BaBar Collab.), Phys. Rev. D **71**, 091101 (2005).
- [489] E. Golowich and G. Valencia, Phys. Rev. D **40**, 112 (1989).
- [490] I. I. Bigi, in Proceedings of KAON2001: Inter. Conf. on *CP* Violation, Pisa, Italy, 12-17 Jun 2001, p.417 (arXiv:hep-ph/0107102).
- [491] W. Bensalem, A. Datta and D. London, Phys. Rev. D **66**, 094004 (2002); W. Bensalem and D. London, Phys. Rev. D **64**, 116003 (2001).
- [492] W. Bensalem, A. Datta and D. London, Phys. Lett. B **538**, 309 (2002).