

# Update of Time-Dependent $CP$ Asymmetry Measurements in $b \rightarrow c\bar{c}s$ Decays

The *BABAR* Collaboration

November 5, 2021

## Abstract

We present updated measurements of time-dependent  $CP$  asymmetries in fully reconstructed neutral  $B$  decays containing a charmonium meson. The measurements reported here use a data sample of  $(465 \pm 5) \times 10^6$   $\Upsilon(4S) \rightarrow B\bar{B}$  decays collected with the *BABAR* detector at the PEP-II  $B$  factory. The time-dependent  $CP$  asymmetry parameters measured from  $J/\psi K_S^0$ ,  $J/\psi K_L^0$ ,  $\psi(2S)K_S^0$ ,  $\chi_{c1}K_S^0$ ,  $\eta_c K_S^0$ , and  $J/\psi K^{*0}$  decays are

$$\begin{aligned} C_f &= 0.026 \pm 0.020(\text{stat}) \pm 0.016(\text{syst}), \\ S_f &= 0.691 \pm 0.029(\text{stat}) \pm 0.014(\text{syst}). \end{aligned}$$

Submitted to the 34<sup>th</sup> International Conference on High-Energy Physics, ICHEP 08,  
29 July—5 August 2008, Philadelphia, Pennsylvania.

---

*Stanford Linear Accelerator Center, Stanford University, Stanford, CA 94309*

Work supported in part by Department of Energy contract DE-AC02-76SF00515.

The BABAR Collaboration,

B. Aubert, M. Bona, Y. Karyotakis, J. P. Lees, V. Poireau, E. Prencipe, X. Prudent, V. Tisserand  
*Laboratoire de Physique des Particules, IN2P3/CNRS et Université de Savoie, F-74941 Annecy-Le-Vieux,  
France*

J. Garra Tico, E. Grauges  
*Universitat de Barcelona, Facultat de Fisica, Departament ECM, E-08028 Barcelona, Spain*

L. Lopez<sup>ab</sup>, A. Palano<sup>ab</sup>, M. Pappagallo<sup>ab</sup>  
*INFN Sezione di Bari<sup>a</sup>; Dipartimento di Fisica, Università di Bari<sup>b</sup>, I-70126 Bari, Italy*

G. Eigen, B. Stugu, L. Sun  
*University of Bergen, Institute of Physics, N-5007 Bergen, Norway*

G. S. Abrams, M. Battaglia, D. N. Brown, R. N. Cahn, R. G. Jacobsen, L. T. Kerth, Yu. G. Kolomensky,  
G. Lynch, I. L. Osipenkov, M. T. Ronan,<sup>1</sup> K. Tackmann, T. Tanabe  
*Lawrence Berkeley National Laboratory and University of California, Berkeley, California 94720, USA*

C. M. Hawkes, N. Soni, A. T. Watson  
*University of Birmingham, Birmingham, B15 2TT, United Kingdom*

H. Koch, T. Schroeder  
*Ruhr Universität Bochum, Institut für Experimentalphysik 1, D-44780 Bochum, Germany*

D. Walker  
*University of Bristol, Bristol BS8 1TL, United Kingdom*

D. J. Asgeirsson, B. G. Fulsom, C. Hearty, T. S. Mattison, J. A. McKenna  
*University of British Columbia, Vancouver, British Columbia, Canada V6T 1Z1*

M. Barrett, A. Khan  
*Brunel University, Uxbridge, Middlesex UB8 3PH, United Kingdom*

V. E. Blinov, A. D. Bukin, A. R. Buzykaev, V. P. Druzhinin, V. B. Golubev, A. P. Onuchin,  
S. I. Serednyakov, Yu. I. Skovpen, E. P. Solodov, K. Yu. Todyshev  
*Budker Institute of Nuclear Physics, Novosibirsk 630090, Russia*

M. Bondioli, S. Curry, I. Eschrich, D. Kirkby, A. J. Lankford, P. Lund, M. Mandelkern, E. C. Martin,  
D. P. Stoker  
*University of California at Irvine, Irvine, California 92697, USA*

S. Abachi, C. Buchanan  
*University of California at Los Angeles, Los Angeles, California 90024, USA*

J. W. Gary, F. Liu, O. Long, B. C. Shen,<sup>1</sup> G. M. Vitug, Z. Yasin, L. Zhang  
*University of California at Riverside, Riverside, California 92521, USA*

---

<sup>1</sup>Deceased

V. Sharma

*University of California at San Diego, La Jolla, California 92093, USA*

C. Campagnari, T. M. Hong, D. Kovalskyi, M. A. Mazur, J. D. Richman

*University of California at Santa Barbara, Santa Barbara, California 93106, USA*

T. W. Beck, A. M. Eisner, C. J. Flacco, C. A. Heusch, J. Kroseberg, W. S. Lockman, A. J. Martinez,  
T. Schalk, B. A. Schumm, A. Seiden, M. G. Wilson, L. O. Winstrom

*University of California at Santa Cruz, Institute for Particle Physics, Santa Cruz, California 95064, USA*

C. H. Cheng, D. A. Doll, B. Echenard, F. Fang, D. G. Hitlin, I. Narsky, T. Piatenko, F. C. Porter  
*California Institute of Technology, Pasadena, California 91125, USA*

R. Andreassen, G. Mancinelli, B. T. Meadows, K. Mishra, M. D. Sokoloff

*University of Cincinnati, Cincinnati, Ohio 45221, USA*

P. C. Bloom, W. T. Ford, A. Gaz, J. F. Hirschauer, M. Nagel, U. Nauenberg, J. G. Smith, K. A. Ulmer,  
S. R. Wagner

*University of Colorado, Boulder, Colorado 80309, USA*

R. Ayad,<sup>2</sup> A. Soffer,<sup>3</sup> W. H. Toki, R. J. Wilson

*Colorado State University, Fort Collins, Colorado 80523, USA*

D. D. Altenburg, E. Feltresi, A. Hauke, H. Jasper, M. Karbach, J. Merkel, A. Petzold, B. Spaan, K. Wacker  
*Technische Universität Dortmund, Fakultät Physik, D-44221 Dortmund, Germany*

M. J. Kobel, W. F. Mader, R. Nogowski, K. R. Schubert, R. Schwierz, A. Volk

*Technische Universität Dresden, Institut für Kern- und Teilchenphysik, D-01062 Dresden, Germany*

D. Bernard, G. R. Bonneaud, E. Latour, M. Verderi

*Laboratoire Leprince-Ringuet, CNRS/IN2P3, Ecole Polytechnique, F-91128 Palaiseau, France*

P. J. Clark, S. Playfer, J. E. Watson

*University of Edinburgh, Edinburgh EH9 3JZ, United Kingdom*

M. Andreotti<sup>ab</sup>, D. Bettoni<sup>a</sup>, C. Bozzi<sup>a</sup>, R. Calabrese<sup>ab</sup>, A. Cecchi<sup>ab</sup>, G. Cibinetto<sup>ab</sup>, P. Franchini<sup>ab</sup>,  
E. Luppi<sup>ab</sup>, M. Negrini<sup>ab</sup>, A. Petrella<sup>ab</sup>, L. Piemontese<sup>a</sup>, V. Santoro<sup>ab</sup>

*INFN Sezione di Ferrara<sup>a</sup>; Dipartimento di Fisica, Università di Ferrara<sup>b</sup>, I-44100 Ferrara, Italy*

R. Baldini-Ferroli, A. Calcaterra, R. de Sangro, G. Finocchiaro, S. Pacetti, P. Patteri, I. M. Peruzzi,<sup>4</sup>  
M. Piccolo, M. Rama, A. Zallo

*INFN Laboratori Nazionali di Frascati, I-00044 Frascati, Italy*

A. Buzzo<sup>a</sup>, R. Contri<sup>ab</sup>, M. Lo Vetere<sup>ab</sup>, M. M. Macri<sup>a</sup>, M. R. Monge<sup>ab</sup>, S. Passaggio<sup>a</sup>, C. Patrignani<sup>ab</sup>,  
E. Robutti<sup>a</sup>, A. Santroni<sup>ab</sup>, S. Tosi<sup>ab</sup>

*INFN Sezione di Genova<sup>a</sup>; Dipartimento di Fisica, Università di Genova<sup>b</sup>, I-16146 Genova, Italy*

---

<sup>2</sup>Now at Temple University, Philadelphia, Pennsylvania 19122, USA

<sup>3</sup>Now at Tel Aviv University, Tel Aviv, 69978, Israel

<sup>4</sup>Also with Università di Perugia, Dipartimento di Fisica, Perugia, Italy

K. S. Chaisanguanthum, M. Morii  
*Harvard University, Cambridge, Massachusetts 02138, USA*

A. Adametz, J. Marks, S. Schenk, U. Uwer  
*Universität Heidelberg, Physikalisches Institut, Philosophenweg 12, D-69120 Heidelberg, Germany*

V. Klose, H. M. Lacker  
*Humboldt-Universität zu Berlin, Institut für Physik, Newtonstr. 15, D-12489 Berlin, Germany*

D. J. Bard, P. D. Dauncey, J. A. Nash, M. Tibbetts  
*Imperial College London, London, SW7 2AZ, United Kingdom*

P. K. Behera, X. Chai, M. J. Charles, U. Mallik  
*University of Iowa, Iowa City, Iowa 52242, USA*

J. Cochran, H. B. Crawley, L. Dong, W. T. Meyer, S. Prell, E. I. Rosenberg, A. E. Rubin  
*Iowa State University, Ames, Iowa 50011-3160, USA*

Y. Y. Gao, A. V. Gritsan, Z. J. Guo, C. K. Lae  
*Johns Hopkins University, Baltimore, Maryland 21218, USA*

N. Arnaud, J. Béquilleux, A. D’Orazio, M. Davier, J. Firmino da Costa, G. Grosdidier, A. Höcker,  
V. Lepeltier, F. Le Diberder, A. M. Lutz, S. Pruvot, P. Roudeau, M. H. Schune, J. Serrano, V. Sordini,<sup>5</sup>  
A. Stocchi, G. Wormser  
*Laboratoire de l’Accélérateur Linéaire, IN2P3/CNRS et Université Paris-Sud 11, Centre Scientifique  
d’Orsay, B. P. 34, F-91898 Orsay Cedex, France*

D. J. Lange, D. M. Wright  
*Lawrence Livermore National Laboratory, Livermore, California 94550, USA*

I. Bingham, J. P. Burke, C. A. Chavez, J. R. Fry, E. Gabathuler, R. Gamet, D. E. Hutchcroft, D. J. Payne,  
C. Touramanis  
*University of Liverpool, Liverpool L69 7ZE, United Kingdom*

A. J. Bevan, C. K. Clarke, K. A. George, F. Di Lodovico, R. Sacco, M. Sigamani  
*Queen Mary, University of London, London, E1 4NS, United Kingdom*

G. Cowan, H. U. Flaecher, D. A. Hopkins, S. Paramesvaran, F. Salvatore, A. C. Wren  
*University of London, Royal Holloway and Bedford New College, Egham, Surrey TW20 0EX, United  
Kingdom*

D. N. Brown, C. L. Davis  
*University of Louisville, Louisville, Kentucky 40292, USA*

A. G. Denig M. Fritsch, W. Gradl, G. Schott  
*Johannes Gutenberg-Universität Mainz, Institut für Kernphysik, D-55099 Mainz, Germany*

---

<sup>5</sup>Also with Università di Roma La Sapienza, I-00185 Roma, Italy

K. E. Alwyn, D. Bailey, R. J. Barlow, Y. M. Chia, C. L. Edgar, G. Jackson, G. D. Lafferty, T. J. West,  
J. I. Yi

*University of Manchester, Manchester M13 9PL, United Kingdom*

J. Anderson, C. Chen, A. Jawahery, D. A. Roberts, G. Simi, J. M. Tuggle

*University of Maryland, College Park, Maryland 20742, USA*

C. Dallapiccola, X. Li, E. Salvati, S. Saremi

*University of Massachusetts, Amherst, Massachusetts 01003, USA*

R. Cowan, D. Dujmic, P. H. Fisher, G. Sciolla, M. Spitznagel, F. Taylor, R. K. Yamamoto, M. Zhao  
*Massachusetts Institute of Technology, Laboratory for Nuclear Science, Cambridge, Massachusetts 02139,  
USA*

P. M. Patel, S. H. Robertson

*McGill University, Montréal, Québec, Canada H3A 2T8*

A. Lazzaro<sup>ab</sup>, V. Lombardo<sup>a</sup>, F. Palombo<sup>ab</sup>

*INFN Sezione di Milano<sup>a</sup>; Dipartimento di Fisica, Università di Milano<sup>b</sup>, I-20133 Milano, Italy*

J. M. Bauer, L. Cremaldi R. Godang,<sup>6</sup> R. Kroeger, D. A. Sanders, D. J. Summers, H. W. Zhao

*University of Mississippi, University, Mississippi 38677, USA*

M. Simard, P. Taras, F. B. Viaud

*Université de Montréal, Physique des Particules, Montréal, Québec, Canada H3C 3J7*

H. Nicholson

*Mount Holyoke College, South Hadley, Massachusetts 01075, USA*

G. De Nardo<sup>ab</sup>, L. Lista<sup>a</sup>, D. Monorchio<sup>ab</sup>, G. Onorato<sup>ab</sup>, C. Sciacca<sup>ab</sup>

*INFN Sezione di Napoli<sup>a</sup>; Dipartimento di Scienze Fisiche, Università di Napoli Federico II<sup>b</sup>, I-80126  
Napoli, Italy*

G. Raven, H. L. Snoek

*NIKHEF, National Institute for Nuclear Physics and High Energy Physics, NL-1009 DB Amsterdam, The  
Netherlands*

C. P. Jessop, K. J. Knoepfel, J. M. LoSecco, W. F. Wang

*University of Notre Dame, Notre Dame, Indiana 46556, USA*

G. Benelli, L. A. Corwin, K. Honscheid, H. Kagan, R. Kass, J. P. Morris, A. M. Rahimi,

J. J. Regensburger, S. J. Sekula, Q. K. Wong

*Ohio State University, Columbus, Ohio 43210, USA*

N. L. Blount, J. Brau, R. Frey, O. Igonkina, J. A. Kolb, M. Lu, R. Rahmat, N. B. Sinev, D. Strom,

J. Strube, E. Torrence

*University of Oregon, Eugene, Oregon 97403, USA*

---

<sup>6</sup>Now at University of South Alabama, Mobile, Alabama 36688, USA

G. Castelli<sup>ab</sup>, N. Gagliardi<sup>ab</sup>, M. Margoni<sup>ab</sup>, M. Morandin<sup>a</sup>, M. Posocco<sup>a</sup>, M. Rotondo<sup>a</sup>, F. Simonetto<sup>ab</sup>,  
R. Stroili<sup>ab</sup>, C. Voci<sup>ab</sup>

*INFN Sezione di Padova<sup>a</sup>; Dipartimento di Fisica, Università di Padova<sup>b</sup>, I-35131 Padova, Italy*

P. del Amo Sanchez, E. Ben-Haim, H. Briand, G. Calderini, J. Chauveau, P. David, L. Del Buono,  
O. Hamon, Ph. Leruste, J. Ocariz, A. Perez, J. Prendki, S. Sitt

*Laboratoire de Physique Nucléaire et de Hautes Energies, IN2P3/CNRS, Université Pierre et Marie  
Curie-Paris6, Université Denis Diderot-Paris7, F-75252 Paris, France*

L. Gladney

*University of Pennsylvania, Philadelphia, Pennsylvania 19104, USA*

M. Biasini<sup>ab</sup>, R. Covarelli<sup>ab</sup>, E. Manoni<sup>ab</sup>,

*INFN Sezione di Perugia<sup>a</sup>; Dipartimento di Fisica, Università di Perugia<sup>b</sup>, I-06100 Perugia, Italy*

C. Angelini<sup>ab</sup>, G. Batignani<sup>ab</sup>, S. Bettarini<sup>ab</sup>, M. Carpinelli<sup>ab,7</sup>, A. Cervelli<sup>ab</sup>, F. Forti<sup>ab</sup>, M. A. Giorgi<sup>ab</sup>,  
A. Lusiani<sup>ac</sup>, G. Marchiori<sup>ab</sup>, M. Morganti<sup>ab</sup>, N. Neri<sup>ab</sup>, E. Paoloni<sup>ab</sup>, G. Rizzo<sup>ab</sup>, J. J. Walsh<sup>a</sup>

*INFN Sezione di Pisa<sup>a</sup>; Dipartimento di Fisica, Università di Pisa<sup>b</sup>; Scuola Normale Superiore di Pisa<sup>c</sup>,  
I-56127 Pisa, Italy*

D. Lopes Pegna, C. Lu, J. Olsen, A. J. S. Smith, A. V. Telnov

*Princeton University, Princeton, New Jersey 08544, USA*

F. Anulli<sup>a</sup>, E. Baracchini<sup>ab</sup>, G. Cavoto<sup>a</sup>, D. del Re<sup>ab</sup>, E. Di Marco<sup>ab</sup>, R. Faccini<sup>ab</sup>, F. Ferrarotto<sup>a</sup>,  
F. Ferroni<sup>ab</sup>, M. Gaspero<sup>ab</sup>, P. D. Jackson<sup>a</sup>, L. Li Gioi<sup>a</sup>, M. A. Mazzoni<sup>a</sup>, S. Morganti<sup>a</sup>, G. Piredda<sup>a</sup>,  
F. Polci<sup>ab</sup>, F. Renga<sup>ab</sup>, C. Voena<sup>a</sup>

*INFN Sezione di Roma<sup>a</sup>; Dipartimento di Fisica, Università di Roma La Sapienza<sup>b</sup>, I-00185 Roma, Italy*

M. Ebert, T. Hartmann, H. Schröder, R. Waldi

*Universität Rostock, D-18051 Rostock, Germany*

T. Adye, B. Franek, E. O. Olaiya, F. F. Wilson

*Rutherford Appleton Laboratory, Chilton, Didcot, Oxon, OX11 0QX, United Kingdom*

S. Emery, M. Escalier, L. Esteve, S. F. Ganzhur, G. Hamel de Monchenault, W. Kozanecki, G. Vasseur,  
Ch. Yèche, M. Zito

*CEA, Irfu, SPP, Centre de Saclay, F-91191 Gif-sur-Yvette, France*

X. R. Chen, H. Liu, W. Park, M. V. Purohit, R. M. White, J. R. Wilson

*University of South Carolina, Columbia, South Carolina 29208, USA*

M. T. Allen, D. Aston, R. Bartoldus, P. Bechtel, J. F. Benitez, R. Cenci, J. P. Coleman, M. R. Convery,  
J. C. Dingfelder, J. Dorfan, G. P. Dubois-Felsmann, W. Dunwoodie, R. C. Field, A. M. Gabareen,  
S. J. Gowdy, M. T. Graham, P. Grenier, C. Hast, W. R. Innes, J. Kaminski, M. H. Kelsey, H. Kim, P. Kim,  
M. L. Kocian, D. W. G. S. Leith, S. Li, B. Lindquist, S. Luitz, V. Luth, H. L. Lynch, D. B. MacFarlane,  
H. Marsiske, R. Messner, D. R. Muller, H. Neal, S. Nelson, C. P. O'Grady, I. Ofte, A. Perazzo, M. Perl,  
B. N. Ratcliff, A. Roodman, A. A. Salnikov, R. H. Schindler, J. Schwiening, A. Snyder, D. Su,  
M. K. Sullivan, K. Suzuki, S. K. Swain, J. M. Thompson, J. Va'vra, A. P. Wagner, M. Weaver, C. A. West,  
W. J. Wisniewski, M. Wittgen, D. H. Wright, H. W. Wulsin, A. K. Yarritu, K. Yi, C. C. Young, V. Ziegler

*Stanford Linear Accelerator Center, Stanford, California 94309, USA*

---

<sup>7</sup>Also with Università di Sassari, Sassari, Italy

P. R. Burchat, A. J. Edwards, S. A. Majewski, T. S. Miyashita, B. A. Petersen, L. Wilden  
*Stanford University, Stanford, California 94305-4060, USA*

S. Ahmed, M. S. Alam, J. A. Ernst, B. Pan, M. A. Saeed, S. B. Zain  
*State University of New York, Albany, New York 12222, USA*

S. M. Spanier, B. J. Wogslund  
*University of Tennessee, Knoxville, Tennessee 37996, USA*

R. Eckmann, J. L. Ritchie, A. M. Ruland, C. J. Schilling, R. F. Schwitters  
*University of Texas at Austin, Austin, Texas 78712, USA*

B. W. Drummond, J. M. Izen, X. C. Lou  
*University of Texas at Dallas, Richardson, Texas 75083, USA*

F. Bianchi<sup>ab</sup>, D. Gamba<sup>ab</sup>, M. Pelliccioni<sup>ab</sup>  
*INFN Sezione di Torino<sup>a</sup>; Dipartimento di Fisica Sperimentale, Università di Torino<sup>b</sup>, I-10125 Torino, Italy*

M. Bomben<sup>ab</sup>, L. Bosisio<sup>ab</sup>, C. Cartaro<sup>ab</sup>, G. Della Ricca<sup>ab</sup>, L. Lanceri<sup>ab</sup>, L. Vitale<sup>ab</sup>  
*INFN Sezione di Trieste<sup>a</sup>; Dipartimento di Fisica, Università di Trieste<sup>b</sup>, I-34127 Trieste, Italy*

V. Azzolini, N. Lopez-March, F. Martinez-Vidal, D. A. Milanes, A. Oyanguren  
*IFIC, Universitat de Valencia-CSIC, E-46071 Valencia, Spain*

J. Albert, Sw. Banerjee, B. Bhuyan, H. H. F. Choi, K. Hamano, R. Kowalewski, M. J. Lewczuk,  
I. M. Nugent, J. M. Roney, R. J. Sobie  
*University of Victoria, Victoria, British Columbia, Canada V8W 3P6*

T. J. Gershon, P. F. Harrison, J. Ilic, T. E. Latham, G. B. Mohanty  
*Department of Physics, University of Warwick, Coventry CV4 7AL, United Kingdom*

H. R. Band, X. Chen, S. Dasu, K. T. Flood, Y. Pan, M. Pierini, R. Prepost, C. O. Vuosalo, S. L. Wu  
*University of Wisconsin, Madison, Wisconsin 53706, USA*

# 1 INTRODUCTION

The Standard Model (SM) of electroweak interactions describes  $CP$  violation as a consequence of an irreducible phase in the three-family Cabibbo-Kobayashi-Maskawa (CKM) quark-mixing matrix [1]. In the CKM framework, neutral  $B$  decays to  $CP$  eigenstates containing a charmonium and a  $K^{(*)0}$  meson through tree-diagram dominated processes provide a direct measurement of  $\sin 2\beta$  [2], where the angle  $\beta$  is defined in terms of the CKM matrix elements  $V_{ij}$  for quarks  $i, j$  as  $\arg[-(V_{cd}V_{cb}^*)/(V_{td}V_{tb}^*)]$ .

We identify (tag) the initial flavor of the reconstructed  $B$  candidate,  $B_{\text{rec}}$ , using information from the other  $B$  meson,  $B_{\text{tag}}$ , in the event. The decay rate  $g_+$  ( $g_-$ ) for a neutral  $B$  meson decaying to a  $CP$  eigenstate accompanied by a  $B^0$  ( $\bar{B}^0$ ) tag can be expressed as

$$g_{\pm}(\Delta t) = \frac{e^{-|\Delta t|/\tau_{B^0}}}{4\tau_{B^0}} \left\{ (1 \mp \Delta w) \pm (1 - 2w) \times \left[ -\eta_f S \sin(\Delta m_d \Delta t) - C \cos(\Delta m_d \Delta t) \right] \right\} \quad (1)$$

where

$$S = -\eta_f \frac{2\text{Im}\lambda}{1 + |\lambda|^2},$$

$$C = \frac{1 - |\lambda|^2}{1 + |\lambda|^2},$$

the  $CP$  eigenvalue  $\eta_f = +1$  ( $-1$ ) for a  $CP$  even (odd) final state,  $\Delta t \equiv t_{\text{rec}} - t_{\text{tag}}$  is the difference between the proper decay times of  $B_{\text{rec}}$  and  $B_{\text{tag}}$ ,  $\tau_{B^0}$  is the neutral  $B$  lifetime, and  $\Delta m_d$  is the mass difference of the  $B$  meson mass eigenstates determined from  $B^0$ - $\bar{B}^0$  oscillations [3]. We assume that the corresponding decay-width difference  $\Delta\Gamma_d$  is zero. Here,  $\lambda = (q/p)(\bar{A}/A)$  [4], where  $q$  and  $p$  are complex constants that relate the  $B$ -meson flavor eigenstates to the mass eigenstates, and  $\bar{A}/A$  is the ratio of amplitudes of the decay without mixing of a  $\bar{B}^0$  or  $B^0$  to the final state under study. The average mistag probability  $w$  describes the effect of incorrect tags, and  $\Delta w$  is the difference between the mistag probabilities for  $B^0$  and  $\bar{B}^0$  mesons. The sine term in Eq. 1 results from the interference between direct decay and decay after  $B^0 - \bar{B}^0$  oscillation. A non-zero cosine term arises from the interference between decay amplitudes with different weak and strong phases (direct  $CP$  violation  $|\bar{A}/A| \neq 1$ ) or from  $CP$  violation in  $B^0 - \bar{B}^0$  mixing ( $|q/p| \neq 1$ ). In the SM,  $CP$  violation in mixing and direct  $CP$  violation in  $b \rightarrow c\bar{c}s$  decays are both negligible [4]. Under these assumptions,  $\lambda = \eta_f e^{-2i\beta}$ , and  $C = 0$ . Thus, the time-dependent  $CP$ -violating asymmetry is

$$A_{CP}(\Delta t) \equiv \frac{g_+(\Delta t) - g_-(\Delta t)}{g_+(\Delta t) + g_-(\Delta t)} \quad (2)$$

$$= -(1 - 2w)\eta_f S \sin(\Delta m_d \Delta t),$$

and  $S = \sin 2\beta$ . If we relax the assumption that  $C = 0$ , then  $S = \sqrt{1 - C^2} \sin 2\beta$ .

Previous *BABAR* measurements have reported time-dependent  $CP$  asymmetries in terms of the parameters  $\sin 2\beta$  and  $|\lambda|$ . In this paper we report results in terms of  $C_f = \eta_f C$  and  $S_f = \eta_f S$  to be consistent with other time-dependent  $CP$  asymmetry measurements. We reconstruct  $B^0$  decays to the final states  $J/\psi K_S^0$ ,  $J/\psi K_L^0$ ,  $\psi(2S)K_S^0$ ,  $\chi_{c1}K_S^0$ ,  $\eta_c K_S^0$ , and  $J/\psi K^{*0}$  ( $K^{*0} \rightarrow K_S^0 \pi^0$ ) [5]. The  $J/\psi K_L^0$  final state is  $CP$  even, and the  $J/\psi K^{*0}$  final state is an admixture of  $CP$  even and  $CP$  odd amplitudes. Ignoring the angular information in  $J/\psi K^{*0}$  results in a dilution of the measured  $CP$  asymmetry by a factor  $1 - 2R_{\perp}$ , where  $R_{\perp}$  is the fraction of the  $L=1$  contribution. In Ref. [6] we



have measured  $R_{\perp} = 0.233 \pm 0.010$  (stat)  $\pm 0.005$  (syst), which gives an effective  $\eta_f = 0.504 \pm 0.033$  for  $f = J/\psi K^{*0}$ , after acceptance corrections. In addition to measuring a combined  $S_f$  and  $C_f$  for the  $CP$  modes described above, we measure  $S_f$  and  $C_f$  for each mode individually, for the  $J/\psi K_S^0$  mode where we split this into samples with  $K_S^0 \rightarrow \pi^+\pi^-$  and  $\pi^0\pi^0$ , and for the channel  $J/\psi K^0$  (combining the  $K_S^0$  and  $K_L^0$  final states). Since our last published result [7], we have added  $82 \times 10^6 B\bar{B}$  decays and applied improved event reconstruction algorithms to the entire dataset.

## 2 THE DATASET AND *BABAR* DETECTOR

The results presented in this paper are based on data collected with the *BABAR* detector at the PEP-II asymmetric energy  $e^+e^-$  storage rings [8] operating at the Stanford Linear Accelerator Center. At PEP-II, 9.0 GeV electrons and 3.1 GeV positrons collide at a center-of-mass energy of 10.58 GeV which corresponds to the  $\Upsilon(4S)$  resonance. The asymmetric energies result in a boost from the laboratory to the center-of-mass (CM) frame of  $\beta\gamma \approx 0.56$ . The dataset analyzed has an integrated luminosity of  $425.7 \text{ fb}^{-1}$  corresponding to  $(465 \pm 5) \times 10^6 B\bar{B}$  pairs recorded at the  $\Upsilon(4S)$  resonance (on-peak).

The *BABAR* detector is described in detail elsewhere [9]. Surrounding the interaction point is a five-layer double-sided silicon vertex tracker (SVT) which measures the impact parameters of charged particle tracks in both the plane transverse to, and along the beam direction. A 40-layer drift chamber (DCH) surrounds the SVT and provides measurements of the momenta for charged particles. Charged hadron identification is achieved through measurements of particle energy-loss in the tracking system and the Cherenkov angle obtained from a detector of internally reflected Cherenkov light. A CsI(Tl) electromagnetic calorimeter (EMC) provides photon detection, electron identification, and  $\pi^0$  reconstruction. The aforementioned components are surrounded by a solenoid magnet, that provides a 1.5 T magnetic field. Finally, the flux return of the magnet is instrumented in order to allow discrimination of muons from pions. For the most recent  $211.7 \text{ fb}^{-1}$  of data, a portion of the resistive plate chambers constituting the muon system has been replaced by limited streamer tubes [10, 11].

We use a right-handed coordinate system with the  $z$  axis along the electron beam direction and the  $y$  axis upward, with the origin at the nominal beam interaction point. Unless otherwise stated, kinematic quantities are calculated in the laboratory rest frame. The other reference frame which we commonly use is the CM frame of the colliding electrons and positrons.

We use Monte Carlo (MC) simulated events generated using the GEANT4 [12] and EvtGen [13] based *BABAR* simulation.

## 3 RECONSTRUCTION OF $B$ CANDIDATES

We select two samples of events in order to measure the time-dependent  $CP$  asymmetry parameters  $S_f$  and  $C_f$ . These are a sample of fully reconstructed  $B$  meson decays to flavor eigenstates ( $B_{\text{flav}}$ ) and a sample of signal events used in the extraction of the  $CP$  parameters ( $B_{CP}$ ). The  $B_{\text{flav}}$  sample consists of  $B^0$  decays to  $D^{(*)-}(\pi^+, \rho^+, a_1^+)$  and  $J/\psi K^{*0}$  (where  $K^{*0} \rightarrow K^+\pi^-$ ) final states. We use the  $B_{\text{flav}}$  sample of events to determine dilution parameters (mistag probabilities). The  $B_{CP}$  sample of events consists of  $B^0$  decays to  $J/\psi K_S^0$ ,  $J/\psi K_L^0$ ,  $\psi(2S)K_S^0$ ,  $\eta_c K_S^0$ ,  $\chi_{c1} K_S^0$ , and  $J/\psi K^{*0}$ . We assume the interference between the  $CP$  side and the tag side reconstruction is negligible and therefore the dilution parameters are assumed to be the same for the  $B_{\text{flav}}$  and  $B_{CP}$  samples. We

also select a sample of fully reconstructed charged  $B$  meson decays to  $J/\psi K^+$ ,  $\psi(2S)K^+$ ,  $\chi_{c1}K^+$ ,  $\eta_c K^+$ , and  $J/\psi K^{*+}$  (where  $K^{*+} \rightarrow K^+\pi^0$ ) final states to use as a control sample.

The event selection is unchanged from that described in Ref [7]. Events that pass the selection requirements are refined using kinematic variables. The  $J/\psi K_L^0$  mode has the requirement that the difference  $\Delta E$  between the candidate CM energy and the beam energy  $E_{\text{beam}}^*$  in the CM satisfies  $|\Delta E| < 80 \text{ MeV}$ . We require that the beam-energy substituted mass  $m_{ES} = \sqrt{(E_{\text{beam}}^*)^2 - (p_B^*)^2}$  is greater than  $5.2 \text{ GeV}/c^2$  for all other categories of events, where  $p_B^*$  is the  $B$  momentum in the  $e^+e^-$  CM frame.

We calculate the proper time difference  $\Delta t$  between the two  $B$  decays from the measured separation  $\Delta z$  between the decay vertices of  $B_{\text{rec}}$  and  $B_{\text{tag}}$  along the collision ( $z$ ) axis [14]. The  $z$  position of the  $B_{\text{rec}}$  vertex is determined from the charged daughter tracks. The  $B_{\text{tag}}$  decay vertex is determined by fitting tracks not belonging to the  $B_{\text{rec}}$  candidate to a common vertex, and including constraints from the beam spot location and the  $B_{\text{rec}}$  momentum [14]. Events are accepted if the calculated  $\Delta t$  uncertainty is less than  $2.5 \text{ ps}$  and  $|\Delta t|$  is less than  $20 \text{ ps}$ . The fraction of signal MC events satisfying these requirements is  $95 \%$ .

## 4 $B$ MESON FLAVOR TAGGING

A key ingredient in the measurement of time-dependent  $CP$  asymmetries is to determine whether at the time of the  $B_{\text{tag}}$  decay the  $B_{\text{rec}}$  was a  $B^0$  or a  $\bar{B}^0$ . This ‘flavor tagging’ is achieved with the analysis of the decay products of the recoiling  $B$  meson  $B_{\text{tag}}$ . The overwhelming majority of  $B$  mesons decay to a final state that is flavor-specific, i.e. only accessible from either a  $B^0$  or a  $\bar{B}^0$ , but not from both. The purpose of the flavor tagging algorithm is to determine the flavor of  $B_{\text{tag}}$  with the highest possible efficiency  $\epsilon_{\text{tag}}$  and lowest possible probability  $w$  of assigning the wrong flavor to  $B_{\text{tag}}$ . It is not necessary to fully reconstruct  $B_{\text{tag}}$  in order to estimate its flavor. The figure of merit for the performance of the tagging algorithm is the effective tagging efficiency

$$Q = \epsilon_{\text{tag}}(1 - 2w)^2, \quad (3)$$

which is related to the statistical uncertainty  $\sigma_S$  and  $\sigma_C$  in the coefficients  $S$  and  $C$  through

$$\sigma_{S,C} \propto \frac{1}{\sqrt{Q}}. \quad (4)$$

We use a neural network based technique [14, 7] that isolates primary leptons, kaons and pions from  $B$  decays to final states containing  $D^*$  mesons, and high momentum charged particles from  $B$  decays, to determine the flavor of the  $B_{\text{tag}}$ . The output of this algorithm is divided into seven mutually-exclusive categories. These are (in order of decreasing signal purity) **Lepton**, **Kaon I**, **Kaon II**, **Kaon-Pion**, **Pion**, **Other** and **Untagged**. The performance of this algorithm is determined using the  $B_{\text{flav}}$  sample. The **Untagged** category of events contain no flavor information, so carry no weight in the time-dependent analysis, and are not used here.

## 5 LIKELIHOOD FIT METHOD

We determine the composition of our final sample by performing simultaneous fits to the  $m_{ES}$  distributions for the full  $B_{CP}$  and  $B_{\text{flav}}$  samples, except for the  $J/\psi K_L^0$  sample for which we fit the  $\Delta E$  distribution.

We define a signal region  $5.27 < m_{ES} < 5.29 \text{ GeV}/c^2$  ( $|\Delta E| < 10 \text{ MeV}$  for  $J/\psi K_L^0$ ), which contains 15481  $CP$  candidate events that satisfy the tagging and vertexing requirements (see Table 1). For all modes except  $\eta_c K_S^0$  and  $J/\psi K_L^0$ , we use simulated events to estimate the fractions of events that peak in the  $m_{ES}$  signal region due to cross-feed from other decay modes (peaking background). For the  $\eta_c K_S^0$  mode, the cross-feed fraction is determined from a fit to the  $m_{KK\pi}$  and  $m_{ES}$  distributions in data. For the  $J/\psi K_L^0$  decay mode, the sample composition, effective  $\eta_f$ , and  $\Delta E$  distribution of the individual background sources are determined either from simulation (for  $B \rightarrow J/\psi X$ ) or from the  $m_{\ell+\ell^-}$  sidebands in data (for non- $J/\psi$  background). Figure 1 shows the distributions of  $m_{ES}$  obtained for the  $B_{CP}$  and  $B_{\text{flav}}$  events, and  $\Delta E$  obtained for the  $J/\psi K_L^0$  events.

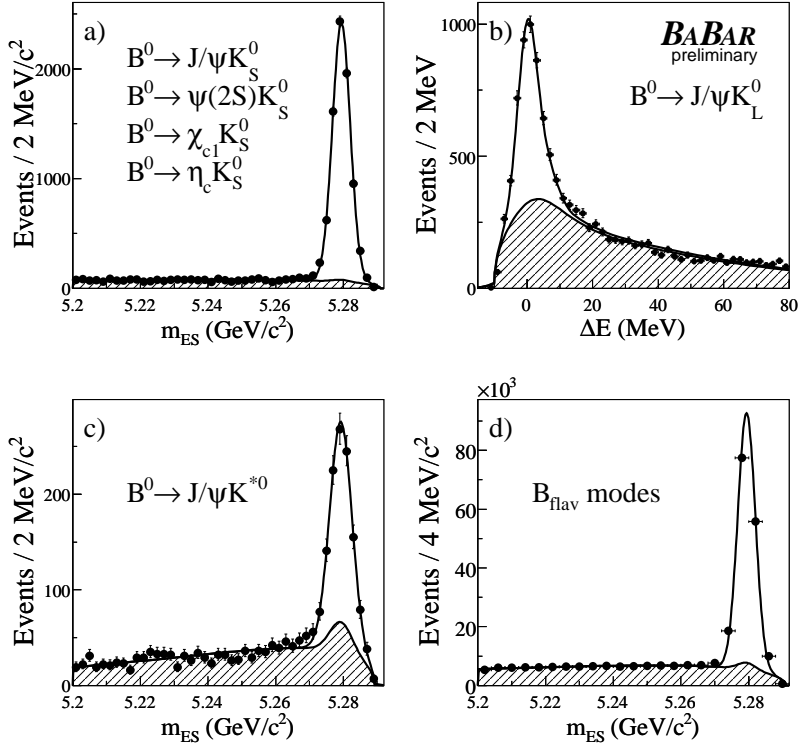


Figure 1: Distributions for  $B_{CP}$  and  $B_{\text{flav}}$  candidates satisfying the tagging and vertexing requirements: a)  $m_{ES}$  for the final states  $J/\psi K_S^0$ ,  $\psi(2S)K_S^0$ ,  $\chi_{c1}K_S^0$ , and  $\eta_c K_S^0$ , b)  $\Delta E$  for the final state  $J/\psi K_L^0$ , c)  $m_{ES}$  for  $J/\psi K^{*0}$  ( $K^{*0} \rightarrow K_S^0 \pi^0$ ), and d)  $m_{ES}$  for the  $B_{\text{flav}}$  sample. In each plot, the shaded region is the estimated background contribution.

We determine  $S_f$  and  $C_f$  from a simultaneous maximum likelihood fit to the  $\Delta t$  distribution of the tagged  $B_{CP}$  and  $B_{\text{flav}}$  samples. The  $\Delta t$  distributions of the  $B_{CP}$  sample are modeled by Eq. 1. Those of the  $B_{\text{flav}}$  sample evolve according to Eq. 1 with  $S_f = C_f = 0$ . The observed amplitudes for the  $CP$  asymmetry in the  $B_{CP}$  sample and for flavor oscillation in the  $B_{\text{flav}}$  sample are reduced by the same factor,  $1 - 2w$ , due to flavor mistags. The  $\Delta t$  distributions for the signal are convolved with a resolution function common to both the  $B_{\text{flav}}$  and  $B_{CP}$  samples, modeled by the sum of three Gaussian functions [14]. The combinatorial background is incorporated with an empirical

description of its  $\Delta t$  spectra, containing zero and non-zero lifetime components convolved with a resolution function [14] distinct from that of the signal. The peaking background is assigned the same  $\Delta t$  distribution as the signal but with  $S_f = C_f = 0$ , and uses the same  $\Delta t$  resolution function as the signal. As the non-zero lifetime component of the combinatorial background contains both events that are mixed and un-mixed, we allow the value of  $\Delta m_d$  for this component to float in the fit.

In addition to  $S_f$  and  $C_f$ , there are 69 free parameters in the  $CP$  fit. For the signal, these are

- 7 parameters for the  $\Delta t$  resolution,
- 12 parameters for the average mistag fractions  $w$  and the differences  $\Delta w$  between  $B^0$  and  $\bar{B}^0$  mistag fractions for each tagging category,
- 7 parameters for the difference between  $B^0$  and  $\bar{B}^0$  reconstruction and tagging efficiencies.

The background is described by

- 24 mistag fraction parameters,
- 3 parameters for the  $\Delta t$  resolution,
- 4 parameters for the  $B_{\text{flav}}$  time dependence,
- 8 parameters for possible  $CP$  violation in the background, including the apparent  $CP$  asymmetry of non-peaking events in each tagging category,
- 1 parameter for possible direct  $CP$  violation in the  $\chi_{c1} K_S^0$  background to  $J/\psi K^{*0}$ , and
- 3 parameters for possible direct  $CP$  violation in the  $J/\psi K_L^0$  mode, coming from  $J/\psi K_S^0$ ,  $J/\psi K^{*0}$ , and the remaining  $J/\psi$  backgrounds.

The effective  $|\lambda|$  of the non- $J/\psi$  background is fixed from a fit to the  $J/\psi$ -candidate sidebands in  $J/\psi K_L^0$ . We fix  $\tau_{B^0} = 1.530$  ps and  $\Delta m_d = 0.507$  ps [3]. The determination of the mistag fractions and  $\Delta t$  resolution function parameters for the signal is dominated by the  $B_{\text{flav}}$  sample, which is about 10 times more abundant than the  $CP$  sample.

## 6 LIKELIHOOD FIT VALIDATION

Before fitting the data in order to extract  $CP$  asymmetry parameters, we validate the integrity of the likelihood. We perform three sets of tests in order to validate the fit. The first of these tests consists of generating ensembles of simulated experiments from the PDFs and fitting each simulated experiment. The distribution of fitted  $S_f$  and  $C_f$  parameters are required to be unbiased, and we verify that the uncertainties are extracted correctly from the fit by requiring that the distribution of the pull  $\mathcal{P}$  on a parameter  $\mathcal{O}$ , given by  $\mathcal{P} = (\mathcal{O}_{\text{fit}} - \mathcal{O}_{\text{gen}})/\sigma(\mathcal{O}_{\text{fit}})$ , is a Gaussian centered about zero with a width of one. The quantity  $\mathcal{O}_{\text{fit}}$  is the fitted value, with a fitted error of  $\sigma(\mathcal{O}_{\text{fit}})$ , and  $\mathcal{O}_{\text{gen}}$  is the generated value.

The second test involves fitting simulated  $CP$  events with the full *BABAR* detector simulation. We require that the  $\mathcal{P}$  distributions for these signal-only simulated experiments are centered about zero with a width of one. We assign a systematic uncertainty corresponding to any deviations

and the statistical uncertainties of the mean values of the fitted  $S_f$  and  $C_f$  distributions from the generated values.

The third test on our ability to extract  $S_f$  and  $C_f$  correctly is to perform null tests on control samples of neutral and charged  $B$  events where  $S_f$  and  $C_f$  should equal zero. We use charged  $B$  decays to  $J/\psi K^\pm$ ,  $\psi(2S)K^\pm$ ,  $\chi_{c1}K^\pm$ ,  $J/\psi K^{*\pm}$  with  $K^{*\pm} \rightarrow K^\pm\pi^0$  and  $K_S^0\pi^\pm$ , and neutral  $B_{\text{flav}}$  decays for this purpose. The parameters  $S_f$  and  $C_f$  are zero for these modes within the SM.

## 7 RESULTS

The fit to the  $B_{CP}$  and  $B_{\text{flav}}$  samples yields  $S_f = 0.691 \pm 0.029$  and  $C_f = 0.026 \pm 0.020$ , where the errors are statistical only. The correlation between these two parameters is  $+0.3\%$ . We also perform a separate fit in which we allow different  $S_f$  and  $C_f$  values for each charmonium decay mode, a fit to the  $J/\psi K_S^0 (\pi^+\pi^- + \pi^0\pi^0)$  mode, and a fit to the  $J/\psi K^0 (K_S^0 + K_L^0)$  sample. We split the data sample by run period and by tagging category. We perform the  $CP$  measurements on control samples with no expected  $CP$  asymmetry. The results of these fits are summarized in Table 1. Figure 2 shows the  $\Delta t$  distributions and asymmetries in yields between events with  $B^0$  tags and  $\bar{B}^0$  tags for the  $\eta_f = -1$  and  $\eta_f = +1$  samples as a function of  $\Delta t$ , overlaid with the projection of the likelihood fit result. Figure 3 shows the  $\Delta t$  distributions and asymmetry for  $J/\psi K_S^0$  events only. We also performed the  $CP$  fit using the  $\sin 2\beta$  and  $|\lambda|$  parameters, which yields  $\sin 2\beta = 0.691 \pm 0.029$  and  $|\lambda| = 0.974 \pm 0.020$ .

The dominant systematic errors on  $S_f$  are due to limited knowledge of various background properties, including possible differences between the  $B_{\text{flav}}$  and  $B_{CP}$  tagging performances, to the description of the  $\Delta t$  resolution functions, uncertainties in  $J/\psi K_L^0$ -specific backgrounds and in the amounts of peaking backgrounds and their  $CP$  asymmetries, and to the uncertainties in the values of the physics parameters  $\Delta m_d, \tau_B, \Delta\Gamma_d/\Gamma_d$ . The only sizable systematic uncertainties on  $C_f$  are due to the  $CP$  content of the peaking backgrounds and to the possible interference between the suppressed  $\bar{b} \rightarrow \bar{u}c\bar{d}$  amplitude with the favored  $b \rightarrow c\bar{u}d$  amplitude for some tag-side  $B$  decays [18]. The total systematic error on  $S_f$  ( $C_f$ ) is 0.014 (0.016). The main systematic uncertainties on both  $S_f$  and  $C_f$  for the full sample, for the seven individual modes, and for the fits to the  $J/\psi K^0$  and  $J/\psi K_S^0$  samples are summarized in Tables 2 and 3.

## 8 CONCLUSIONS

We report improved measurements of the time-dependent  $CP$  asymmetry parameters that supersede our previous results [7]. These measurements are given in terms of  $C_f$  and  $S_f$  for the first time with our data sample. We measure

$$\begin{aligned} C_f &= 0.026 \pm 0.020(\text{stat}) \pm 0.016(\text{syst}), \\ S_f &= 0.691 \pm 0.029(\text{stat}) \pm 0.014(\text{syst}), \end{aligned}$$

providing a model independent constraint on the position of the apex of the Unitarity Triangle [15]. Our measurements agree with previous published results [7, 19] and with the theoretical estimates of the magnitudes of CKM matrix elements within the context of the SM [20]. We also report measurements of  $C_f$  and  $S_f$  for each of the decay modes within our  $CP$  sample and of the  $J/\psi K^0 (K_S^0 + K_L^0)$  sample.

Table 1: Number of events  $N_{\text{tag}}$  and signal purity  $P$  in the signal region after tagging and vertexing requirements, and results of fitting for  $CP$  asymmetries in the  $B_{CP}$  sample and various subsamples. In addition, fit results for the  $B_{\text{flav}}$  and  $B^+$  control samples demonstrate that no artificial  $CP$  asymmetry is found where we expect no  $CP$  violation ( $S_f = 0$ ,  $C_f = 0$ ). Errors are statistical only.

Sample	$N_{\text{tag}}$	$P(\%)$	$S_f$	$C_f$
Full $CP$ sample	15481	76	$0.691 \pm 0.029$	$0.026 \pm 0.020$
$J/\psi K_S^0(\pi^+\pi^-)$	5426	96	$0.666 \pm 0.039$	$0.019 \pm 0.028$
$J/\psi K_S^0(\pi^0\pi^0)$	1324	87	$0.629 \pm 0.092$	$0.093 \pm 0.063$
$\psi(2S)K_S^0$	861	87	$0.905 \pm 0.101$	$0.092 \pm 0.077$
$\chi_{c1}K_S^0$	385	88	$0.619 \pm 0.161$	$0.133 \pm 0.109$
$\eta_c K_S^0$	381	79	$0.930 \pm 0.160$	$0.082 \pm 0.125$
$J/\psi K_L^0$	5813	56	$0.698 \pm 0.062$	$-0.030 \pm 0.050$
$J/\psi K^{*0}$	1291	67	$0.608 \pm 0.241$	$0.028 \pm 0.084$
$J/\psi K^0$	12563	77	$0.670 \pm 0.031$	$0.019 \pm 0.023$
$J/\psi K_S^0$	6750	95	$0.660 \pm 0.036$	$0.029 \pm 0.026$
$\eta_f = -1$	8377	93	$0.688 \pm 0.032$	$0.041 \pm 0.023$
1999-2002 data	3079	78	$0.736 \pm 0.061$	$0.013 \pm 0.045$
2003-2004 data	4916	77	$0.721 \pm 0.050$	$0.047 \pm 0.037$
2005-2006 data	4721	76	$0.634 \pm 0.051$	$0.046 \pm 0.035$
2007 data	2765	75	$0.666 \pm 0.071$	$-0.017 \pm 0.049$
Lepton	1740	83	$0.734 \pm 0.052$	$0.079 \pm 0.038$
Kaon I	2187	78	$0.617 \pm 0.054$	$-0.045 \pm 0.039$
Kaon II	3630	76	$0.695 \pm 0.057$	$0.073 \pm 0.039$
Kaon-Pion	2882	74	$0.746 \pm 0.087$	$0.006 \pm 0.061$
Pion	3053	76	$0.726 \pm 0.135$	$0.018 \pm 0.092$
Other	1989	74	$0.767 \pm 0.349$	$-0.168 \pm 0.238$
$B_{\text{flav}}$ sample	166276	83	$0.021 \pm 0.009$	$0.012 \pm 0.006$
$B^+$ sample	36082	94	$0.021 \pm 0.015$	$0.013 \pm 0.011$

## 9 ACKNOWLEDGMENTS

We are grateful for the extraordinary contributions of our PEP-II colleagues in achieving the excellent luminosity and machine conditions that have made this work possible. The success of this project also relies critically on the expertise and dedication of the computing organizations that support *BABAR*. The collaborating institutions wish to thank SLAC for its support and the kind hospitality extended to them. This work is supported by the US Department of Energy and National Science Foundation, the Natural Sciences and Engineering Research Council (Canada), the Commissariat à l’Energie Atomique and Institut National de Physique Nucléaire et de Physique des Particules (France), the Bundesministerium für Bildung und Forschung and Deutsche Forschungsgemeinschaft (Germany), the Istituto Nazionale di Fisica Nucleare (Italy), the Foundation for Fundamental Research on Matter (The Netherlands), the Research Council of Norway, the Ministry of Education and Science of the Russian Federation, Ministerio de Educación y Ciencia (Spain), and the Science and Technology Facilities Council (United Kingdom). Individuals have received

Table 2: Main systematic uncertainties on  $S_f$  and  $C_f$  for the full  $CP$  sample, and for the  $J/\psi K^0$ ,  $J/\psi K_S^0$ , and  $J/\psi K_L^0$  samples. For each source of systematic uncertainty, the first line gives the error on  $S_f$  and the second line the error on  $C_f$ . The total systematic error (last row) also includes smaller effects not explicitly mentioned in the table.

Source/sample		Full	$J/\psi K^0$	$J/\psi K_S^0$	$J/\psi K_L^0$
Beamspot	$S_f$	0.0013	0.0021	0.0027	0.0000
	$C_f$	0.0006	0.0010	0.0021	0.0001
Mistag differences	$S_f$	0.0077	0.0057	0.0059	0.0083
	$C_f$	0.0047	0.0069	0.0053	0.0052
$\Delta t$ resolution	$S_f$	0.0067	0.0068	0.0069	0.0071
	$C_f$	0.0027	0.0029	0.0034	0.0070
$J/\psi K_L^0$ background	$S_f$	0.0057	0.0063	0.0000	0.0271
	$C_f$	0.0007	0.0008	0.0000	0.0036
Background fraction and $CP$ content	$S_f$	0.0046	0.0034	0.0036	0.0044
	$C_f$	0.0029	0.0021	0.0009	0.0107
$m_{ES}$ parameterization	$S_f$	0.0022	0.0020	0.0026	0.0006
	$C_f$	0.0004	0.0005	0.0008	0.0002
$\Delta m_d, \tau_B, \Delta\Gamma_d/\Gamma_d$	$S_f$	0.0030	0.0033	0.0036	0.0040
	$C_f$	0.0013	0.0012	0.0011	0.0013
Tag-side interference	$S_f$	0.0014	0.0014	0.0014	0.0014
	$C_f$	0.0143	0.0143	0.0143	0.0143
Fit bias (MC statistics)	$S_f$	0.0023	0.0044	0.0041	0.0063
	$C_f$	0.0026	0.0044	0.0041	0.0060
Total	$S_f$	0.0135	0.0131	0.0119	0.0311
	$C_f$	0.0164	0.0187	0.0167	0.0270

Table 3: Main systematic uncertainties on  $S_f$  and  $C_f$  for the  $J/\psi K_S^0(\pi^+\pi^-)$ ,  $J/\psi K_S^0(\pi^0\pi^0)$ ,  $\psi(2S)K_S^0$ ,  $\chi_{c1}K_S^0$ ,  $\eta_c K_S^0$ , and  $J/\psi K^{*0}(K^{*0} \rightarrow K_S^0\pi^0)$  decay modes. For each source of systematic uncertainty, the first line gives the error on  $S_f$  and the second line the error on  $C_f$ . The total systematic error (last row) also includes smaller effects not explicitly mentioned in the table.

Source/sample		$J/\psi K_S^0(\pi^+\pi^-)$	$J/\psi K_S^0(\pi^0\pi^0)$	$\psi(2S)K_S^0$	$\chi_{c1}K_S^0$	$\eta_c K_S^0$	$J/\psi K^{*0}$
Beamspot	$S_f$	0.0027	0.0020	0.0078	0.0284	0.0010	0.0058
	$C_f$	0.0017	0.0032	0.0084	0.0115	0.0001	0.0001
Mistag differences	$S_f$	0.0075	0.0074	0.0089	0.0065	0.0064	0.0117
	$C_f$	0.0039	0.0046	0.0052	0.0067	0.0047	0.0019
$\Delta t$ resolution	$S_f$	0.0072	0.0074	0.0072	0.0099	0.0163	0.0259
	$C_f$	0.0030	0.0043	0.0070	0.0039	0.0036	0.0062
$J/\psi K_L^0$ background	$S_f$	0.0001	0.0000	0.0001	0.0000	0.0001	0.0001
	$C_f$	0.0000	0.0000	0.0000	0.0000	0.0000	0.0000
Background fraction and $CP$ content	$S_f$	0.0032	0.0073	0.0156	0.0174	0.0506	0.0564
	$C_f$	0.0012	0.0034	0.0056	0.0098	0.0187	0.0256
$m_{ES}$ parameterization	$S_f$	0.0021	0.0089	0.0238	0.0061	0.0023	0.0372
	$C_f$	0.0007	0.0063	0.0008	0.0017	0.0005	0.0080
$\Delta m_d, \tau_B, \Delta\Gamma_d/\Gamma_d$	$S_f$	0.0031	0.0073	0.0157	0.0025	0.0158	0.0140
	$C_f$	0.0014	0.0013	0.0010	0.0009	0.0020	0.0013
Tag-side interference	$S_f$	0.0014	0.0014	0.0014	0.0014	0.0014	0.0014
	$C_f$	0.0143	0.0143	0.0143	0.0143	0.0143	0.0143
Fit bias (MC statistics)	$S_f$	0.0048	0.0040	0.0079	0.0072	0.0073	0.0271
	$C_f$	0.0042	0.0030	0.0019	0.0042	0.0070	0.0389
Total	$S_f$	0.0129	0.0179	0.0365	0.0398	0.0566	0.0876
	$C_f$	0.0160	0.0187	0.0209	0.0257	0.0271	0.0540



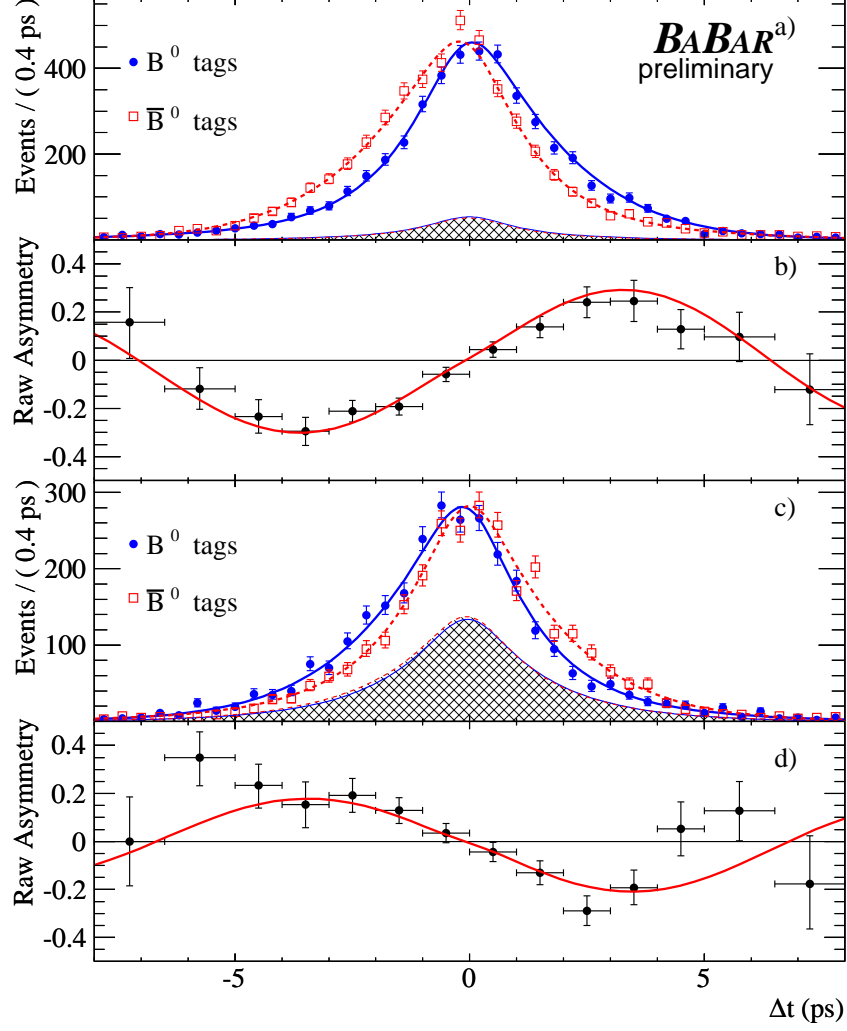


Figure 2: a) Number of  $\eta_f = -1$  candidates ( $J/\psi K_S^0$ ,  $\psi(2S)K_S^0$ ,  $\chi_{c1}K_S^0$ , and  $\eta_c K_S^0$ ) in the signal region with a  $B^0$  tag ( $N_{B^0}$ ) and with a  $\bar{B}^0$  tag ( $N_{\bar{B}^0}$ ), and b) the raw asymmetry,  $(N_{B^0} - N_{\bar{B}^0})/(N_{B^0} + N_{\bar{B}^0})$ , as functions of  $\Delta t$ ; c) and d) are the corresponding distributions for the  $\eta_f = +1$  mode  $J/\psi K_L^0$ . The solid (dashed) curves represent the fit projections in  $\Delta t$  for  $B^0$  ( $\bar{B}^0$ ) tags. The shaded regions represent the estimated background contributions.

support from the Marie-Curie IEF program (European Union) and the A. P. Sloan Foundation.

## References

- [1] N. Cabibbo, Phys. Rev. Lett. **10**, 531 (1963); M. Kobayashi and T. Maskawa, Prog. Th. Phys. **49**, 652 (1973).
- [2] A.B. Carter and A.I. Sanda, Phys. Rev. D **23**, 1567 (1981); I.I. Bigi and A.I. Sanda, Nucl. Phys. **193**, 85 (1981).

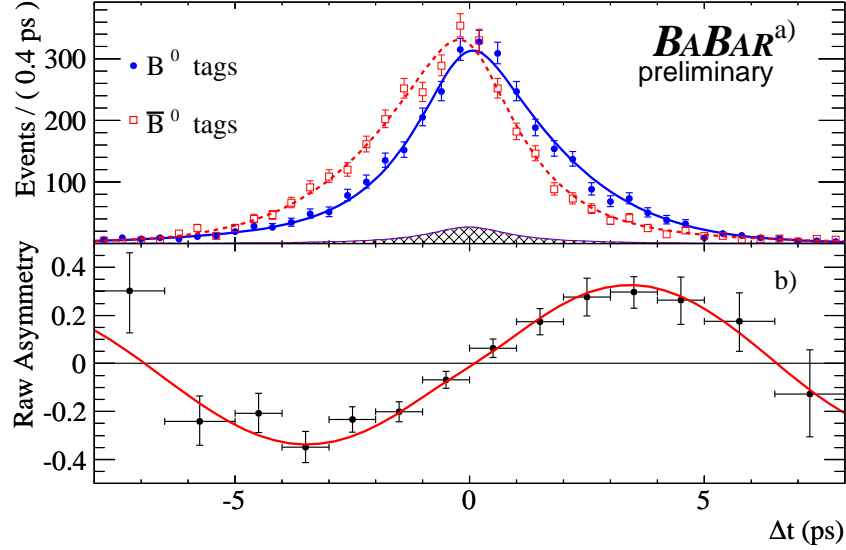


Figure 3: a) Number of  $J/\psi K_S^0$  candidates in the signal region with a  $B^0$  tag ( $N_{B^0}$ ) and with a  $\bar{B}^0$  tag ( $N_{\bar{B}^0}$ ), and b) the raw asymmetry,  $(N_{B^0} - N_{\bar{B}^0}) / (N_{B^0} + N_{\bar{B}^0})$ , as functions of  $\Delta t$ . The solid (dashed) curves represent the fit projections in  $\Delta t$  for  $B^0$  ( $\bar{B}^0$ ) tags. The shaded regions represent the estimated background contributions.

- [3] W.-M. Yao *et al.*, (Particle Data Group), J. Phys. **G33**, 1 (2006).
- [4] See, for example, D. Kirkby and Y. Nir, pages 146-155 in Ref. [3].
- [5] Charge conjugation is implied throughout this paper.
- [6] B. Aubert *et al.*, (BABAR Collaboration), Phys. Rev. D **76**, 031102(R) (2007).
- [7] B. Aubert *et al.*, (BABAR Collaboration), Phys. Rev. Lett. **99**, 171803 (2007).
- [8] PEP-II Conceptual Design Report, SLAC-R-418 (1993).
- [9] BABAR Collaboration, B. Aubert *et al.*, Nucl. Instrum. Methods Phys. Res., Sect. A **479**, 1 (2002).
- [10] G. Benelli and K. Honscheid and E. A. Lewis and J. J. Regensburger and D. S. Smith, Nuclear Science Symposium Conference Record, 2005 IEEE, **2**, 1145 (2005).
- [11] M. R. Convery and P. C. Kim and H. P. Paar and C. H. Rogers and R. H. Schindler and S. K. Swain and C. C. Young, Nucl. Instrum. Methods Phys. Res., Sect. A **556**, 134 (2006).
- [12] S. Agostinelli *et al.*, (GEANT4 Collaboration), Nucl. Instrum. Methods Phys. Res., Sect. A **506**, 250 (2003).
- [13] D. Lange *et al.*, Nucl. Instrum. Methods Phys. Res., Sect. A **462**, 152 (2001).
- [14] B. Aubert *et al.*, (BABAR Collaboration), Phys. Rev. D **66**, 032003 (2002).

- [15] See, for example, A. Ceccucci, Z. Ligetti, and Y. Sakai, pages 138-145 in Ref. [3]
- [16] R.Itoh, *et al.*, (The Belle Collaboration), Phys. Rev. Lett. **95** 091601 (2005); B. Aubert *et al.*. (BABAR Collaboration), Phys. Rev. D **71** 032005 (2005).
- [17] P.Krokovny *et al.*, (The Belle Collaboration), Phys. Rev. Lett. **97** 081801 (2006); B. Aubert *et al.*, (BABAR Collaboration), Phys. Rev. D **99** 231802 (2007).
- [18] O. Long, M. Baak, R. N. Cahn, and D. Kirkby, Phys. Rev. D **68**, 034010 (2003).
- [19] K. F. Chen, *et al.*, (Belle Collaboration), Phys. Rev. Lett. **98**, 031802 (2007).
- [20] M. Ciuchini *et al.*, Z. Phys. C **68**, 239 (1995).