

# THE 1,2-COLOURED HOMFLY-PT LINK HOMOLOGY

MARCO MACKAAY, MARKO STOŠIĆ, AND PEDRO VAZ

ABSTRACT. In this paper we define the 1,2-coloured HOMFLY-PT link homology and prove that it is a link invariant. We conjecture that this homology categorifies the coloured HOMFLY-PT polynomial for links whose components are labelled 1 or 2.

## 1. INTRODUCTION

In this paper we define the coloured HOMFLY-PT link homology for links whose components are labelled 1 or 2. Since we did not find a complete recursive combinatorial calculus as in [6] and [7] for the coloured HOMFLY-PT link polynomial just for the colours 1 and 2, we cannot prove that our link homology categorifies it. However, we show that all the relations which are necessary for proving invariance of the link polynomial are categorified in our setting. Therefore, we conjecture that our homology categorifies the 1,2-coloured HOMFLY-PT link polynomial. For the definition of the 1,2-coloured HOMFLY-PT link homology we need to use a braid presentation of the link. We prove invariance of the homology under the second and third braidlike Reidemeister moves and the Markov moves.

The 1,2-coloured HOMFLY-PT link homology is a triply graded link homology just as the ordinary HOMFLY-PT link homology due to Khovanov and Rozansky [5]. In [2] such a link homology was conjectured to exist from the physics point of view. We follow the approach using bimodules and Hochschild homology as was done for the ordinary HOMFLY-PT link homology by Khovanov in [3]. With Rasmussen's results for the ordinary HOMFLY-PT homology in mind, we conjecture that, in a certain sense, our link homology is the limit of the 1,2-coloured  $sl(N)$  link homology, yet to be defined, when  $N$  goes to infinity. If this is true, the colours 1 and 2 have a nice interpretation. They are the fundamental representation of  $sl(N)$  and its second exterior power.

Although these  $sl(N)$  link homologies have not been defined yet, there has been made some progress towards their definition in [10, 11]. In those papers the matrix factorization approach is followed. One should also be able to define the 1,2-coloured HOMFLY-PT link homology using matrix factorizations and in some sense this should be equivalent to our approach. For the 1,2-coloured HOMFLY-PT link homology one would only need one part of the matrix factorizations, which is somehow the easiest part. For technical reasons the bimodule approach is slightly easier, which is why we have not used matrix factorizations.

In the last section of this paper we have sketched how to define the coloured HOMFLY-PT link homology for arbitrary colours and how to prove its invariance. The underlying ideas are the same, but the actual calculations are much harder. One needs a different technique to handle those calculations for arbitrary colours. Therefore we leave the general coloured HOMFLY-PT link homology for a next paper.

To compute the 1,2-coloured HOMFLY-PT link homology is very hard. In [2] there is a conjecture for the Hopf link. One road to follow would be the one Rasmussen showed for the ordinary HOMFLY-PT link homology [8]. Once the  $sl(N)$ -link homologies have been defined, there should be spectral sequences from the coloured HOMFLY-PT link homologies to the  $sl(N)$ -link homologies. For “small” knots these spectral sequences should collapse for low values of  $N$ , which might make them computable. Another road to follow would be the one initiated by Webster and Williamson [9]. For starters this would require a geometric interpretation of the bimodules and their Hochschild homology used in this paper. This approach might give some results for certain classes of knots, like the torus knots.

Finally, let us briefly sketch an outline of our paper. In Section 2 we recall some basic facts from [7] about the combinatorial calculus of the 1,2-coloured HOMFLY-PT polynomial and define one version of part of it that we shall categorify. In Section 3 we categorify this part of the calculus by using bimodules. In Section 4 we define the 1,2-coloured HOMFLY-PT link homology. As said before, we use a braid presentation of the link. In Section 5 we prove invariance of the 1,2-coloured HOMFLY-PT link homology under the braidlike Reidemeister moves II and III. In Section 6 we prove its invariance under the Markov moves. In Section 7 we sketch the definition of the coloured HOMFLY-PT link homology for arbitrary colours and conjecture its invariance under the second and third Reidemeister moves and the Markov moves.

We assume familiarity with [3, 4, 5, 6, 7].

## 2. THE MOY CALCULUS

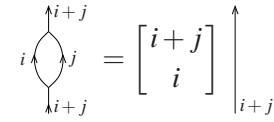
In this section we recall part of the MOY calculus for the 1,2-coloured HOMFLY-PT link polynomial. As already remarked in the introduction this part of the calculus does probably not give a complete recursive calculus for the polynomial invariant. At least we do not know any proof of such a fact. We have simply picked those relations that are necessary for proving the invariance of the polynomial. As it turns out their categorifications prove the invariance of the related link homology.

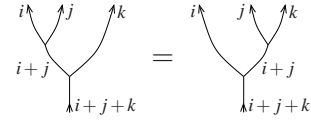
The calculus uses labelled trivalent graphs, which we call MOY webs, and is similar to the MOY calculus from [7] and generalizes the calculus used by Khovanov and Rozansky in [5] to define triply-graded link homology. The resolutions of link diagrams consist of MOY webs, whose edges are labelled by positive integers, such that at each trivalent vertex the sum of the labels of the outgoing edges equals the sum of the labels of ingoing edges. Although the theory can be extended to allow for general labellings, in this paper, we shall only consider the ones where the labellings of the edges are from the set  $\{1, 2, 3, 4\}$ .

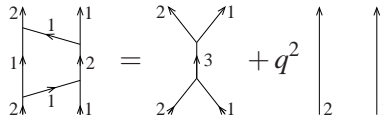
First we introduce the calculus for such graphs. This is an extension of the one with labellings being only 1 and 2 (see [5]), and a variant of the one from [7]. The value of a closed graph is given by requiring the following axioms to hold:

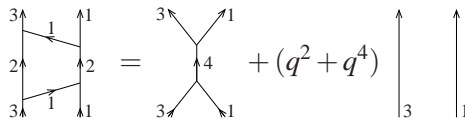
$$(A1) \quad \bigcirc_k = \prod_{i=1}^k \frac{1+t^{-1}q^{2i-1}}{1-q^{2i}}$$

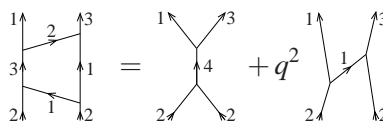
$$(A2) \quad \begin{array}{c} \begin{array}{c} \nearrow i \\ \text{---} \\ \searrow i \end{array} \\ \text{---} \\ \begin{array}{c} \nearrow i+j \\ \text{---} \\ \searrow j \end{array} \end{array} = \prod_{l=1}^j \frac{1+t^{-1}q^{2i+2l-1}}{1-q^{2l}} \begin{array}{c} \nearrow \\ \text{---} \\ \searrow i \end{array}$$

(A3) 

(A4) 

(A5) 

(A6) 

(A7) 

In this paper we use the following (non-standard) convention for the quantum integers:

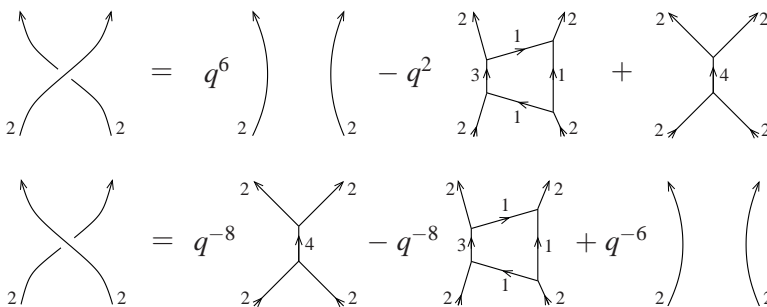
$$[n] = 1 + q^2 + \dots + q^{2(n-1)} = \frac{1 - q^{2n}}{1 - q^2}.$$

We define the quantum factorial and the binomial coefficients in the standard way:

$$[n]! = [1][2] \cdots [n], \quad \begin{bmatrix} n \\ m \end{bmatrix} = \frac{[n]!}{[m]![n-m]!}.$$

Although we have defined the axioms A1-A3, for arbitrary  $i, j$  and  $k$ , in this paper we shall only need them in the cases where the indices  $i, j$  and  $k$  are from the set  $\{1, 2\}$ .

The invariant is defined for link projections which have the form of the closure of a braid. All positive and negative crossings between strands labelled 2 are resolved in three different resolutions, and the value of the bracket is defined using the following relations:

(1) 

The resolutions of the positive and negative crossings between strands labelled 1 and 2 are given by:

$$(2) \quad \begin{array}{c} \begin{array}{c} \nearrow \\ \searrow \\ \nearrow \\ \searrow \end{array} \\ \begin{array}{c} 2 \\ 1 \end{array} \end{array} = -q^2 \begin{array}{c} \begin{array}{c} \nearrow \\ \nearrow \\ \searrow \\ \searrow \end{array} \\ \begin{array}{c} 1 \\ 2 \\ 1 \end{array} \end{array} + \begin{array}{c} \begin{array}{c} \nearrow \\ \searrow \\ \nearrow \\ \searrow \end{array} \\ \begin{array}{c} 1 \\ 2 \\ 1 \end{array} \end{array} \\ \begin{array}{c} \begin{array}{c} \nearrow \\ \searrow \\ \nearrow \\ \searrow \end{array} \\ \begin{array}{c} 2 \\ 1 \end{array} \end{array} = q^{-4} \begin{array}{c} \begin{array}{c} \nearrow \\ \nearrow \\ \searrow \\ \searrow \end{array} \\ \begin{array}{c} 1 \\ 2 \\ 1 \end{array} \end{array} - q^{-4} \begin{array}{c} \begin{array}{c} \nearrow \\ \searrow \\ \nearrow \\ \searrow \end{array} \\ \begin{array}{c} 2 \\ 1 \end{array} \end{array}$$

The resolutions when the labels 1 and 2 are swapped one obtains by rotation around the y-axis.

Finally the case of the crossings when both strands are labelled 1 is the same as in [5]:

$$(3) \quad \begin{array}{c} \begin{array}{c} \nearrow \\ \searrow \\ \nearrow \\ \searrow \end{array} \\ \begin{array}{c} 1 \\ 1 \end{array} \end{array} = -q^2 \begin{array}{c} \begin{array}{c} \nearrow \\ \searrow \end{array} \\ \begin{array}{c} 1 \\ 1 \end{array} \end{array} + \begin{array}{c} \begin{array}{c} \nearrow \\ \searrow \\ \nearrow \\ \searrow \end{array} \\ \begin{array}{c} 1 \\ 2 \\ 1 \end{array} \end{array} \\ \begin{array}{c} \begin{array}{c} \nearrow \\ \searrow \\ \nearrow \\ \searrow \end{array} \\ \begin{array}{c} 1 \\ 1 \end{array} \end{array} = q^{-2} \begin{array}{c} \begin{array}{c} \nearrow \\ \nearrow \\ \searrow \\ \searrow \end{array} \\ \begin{array}{c} 1 \\ 2 \\ 1 \end{array} \end{array} - q^{-2} \begin{array}{c} \begin{array}{c} \nearrow \\ \searrow \end{array} \\ \begin{array}{c} 1 \\ 1 \end{array} \end{array}$$

Given the evaluation of trivalent graphs satisfying axioms A1-A7, we can define a polynomial  $\langle D \rangle$  for each link diagram  $D$  with components labelled by 1 and 2, using the resolutions in (1), (2) and (3). Analogously as in [7], it can be shown that it is invariant under the second and the third Reidemeister move and has the following simple behaviour under the first Reidemeister move:

$$\begin{array}{c} \begin{array}{c} \nearrow \\ \searrow \\ \nearrow \\ \searrow \end{array} \\ \begin{array}{c} 2 \\ 2 \end{array} \end{array} = \begin{array}{c} \begin{array}{c} \nearrow \\ \searrow \end{array} \\ \begin{array}{c} 2 \\ 2 \end{array} \end{array}, \quad \begin{array}{c} \begin{array}{c} \nearrow \\ \searrow \\ \nearrow \\ \searrow \end{array} \\ \begin{array}{c} 2 \\ 2 \end{array} \end{array} = t^{-2} q^{-2} \begin{array}{c} \begin{array}{c} \nearrow \\ \searrow \end{array} \\ \begin{array}{c} 2 \\ 2 \end{array} \end{array}$$

when the strand is labelled 2 and

$$\begin{array}{c} \begin{array}{c} \nearrow \\ \searrow \\ \nearrow \\ \searrow \end{array} \\ \begin{array}{c} 1 \\ 1 \end{array} \end{array} = \begin{array}{c} \begin{array}{c} \nearrow \\ \searrow \end{array} \\ \begin{array}{c} 1 \\ 1 \end{array} \end{array}, \quad \begin{array}{c} \begin{array}{c} \nearrow \\ \searrow \\ \nearrow \\ \searrow \end{array} \\ \begin{array}{c} 1 \\ 1 \end{array} \end{array} = -t^{-1} q^{-1} \begin{array}{c} \begin{array}{c} \nearrow \\ \searrow \end{array} \\ \begin{array}{c} 1 \\ 1 \end{array} \end{array}$$

when the strand is labelled 1.

To obtain a genuine knot invariant, we therefore have to multiply the bracket by the following overall factor:

$$I(D) = (-tq)^{\frac{-n_+^1 + n_-^1 + s_1(D) - 2n_+^2 + 2n_-^2 + 2s_2(D)}{2}} \langle D \rangle,$$

where  $n_+^i$  and  $n_-^i$  denote the number of positive and negative crossings, respectively, between two strands labelled  $i$  and  $s_i(D)$  denotes the number of strands labelled  $i$ , for  $i = 1, 2$ .

3. THE CATEGORIFICATION OF THE MOY CALCULUS

In this section we show which bimodule to associate to a web and show that these bimodules satisfy axioms A3-A7 up to isomorphism. The proof that A1 and A2 are also satisfied will be given in Section 6 after we have explained the Hochschild homology. We only explain the general idea and work out the bits which involve edges with higher labels and which have not been explained by Khovanov in [3].

Let  $R = \mathbb{C}[x_1, \dots, x_n]$  be the ring of complex polynomials in  $n$  variables. We introduce a grading on  $R$ , by defining  $\deg x_i = 2$ , for every  $i = 1, \dots, n$ . This grading is called the  $q$ -grading. For any partition  $i_1, \dots, i_k$  of  $n$ , let  $R_{i_1 \dots i_k}$  denote the subring of  $R$  of complex polynomials which are invariant under the product of the symmetric groups  $S_{i_1} \times \dots \times S_{i_k}$ . For starters we associate a bimodule to each MOY-web (see Section 2). Suppose  $\Gamma$  is a MOY web with  $k$  bottom ends labelled by  $i_1, \dots, i_k$  and  $m$  top ends labelled by  $j_1, \dots, j_m$ . Recall that  $i_1 + \dots + i_k = j_1 + \dots + j_m$  holds and let  $R$  have exactly that number of variables. We associate an  $R_{j_1 \dots j_m} - R_{i_1 \dots i_k}$ -bimodule to  $\Gamma$ . We read  $\Gamma$  from bottom to top. To the bottom edges we associate the bimodule  $R_{i_1 \dots i_k}$ . When we move up in the web we encounter a  $\Upsilon$ -shaped or a  $\blacktriangledown$ -shaped bifurcation. The  $\Upsilon$ -shape will always correspond to induction and the  $\blacktriangledown$  to restriction, e.g. if we first encounter a  $\Upsilon$ -shaped bifurcation which splits  $i_1$  into  $i_1^0$  and  $i_1^1$ , then we tensor  $R_{i_1 \dots i_k}$  on the left with  $R_{i_1^0 i_1^1 \dots i_k}$  over  $R_{i_1 \dots i_k}$ . We will write this tensor product as

$$R_{i_1^0 i_1^1 \dots i_k} \otimes_{i_1 \dots i_k} R_{i_1 \dots i_k}.$$

If we first encounter a  $\blacktriangledown$ -shaped bifurcation with joints  $i_1$  and  $i_2$ , then we restrict the left action on  $R_{i_1 \dots i_k}$  to  $R_{i_1 + i_2 \dots i_k}$ . Note that the latter action goes unnoticed until tensoring again at some next  $\Upsilon$ -shaped bifurcation, in which case we tensor over the smaller ring, or until taking the Hochschild homology in a later stage. As we go up in the web we use either induction or restriction at each bifurcation. This way you obtain an  $R_{j_1 \dots j_m} - R_{i_1 \dots i_k}$ -bimodule associated to  $\Gamma$ , which we denote by  $\widehat{\Gamma}$ . The identity web in Figure 1 whose edges are labelled by  $i_1, \dots, i_k$

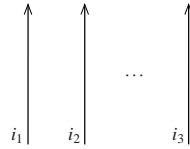


Figure 1: The identity web  $\uparrow_{i_1 \dots i_k}$

will always be denoted by  $\uparrow_{i_1 \dots i_k}$  and  $\widehat{\uparrow}_{i_1 \dots i_k} = R_{i_1 \dots i_k}$ . The dumbbell web in Figure 2 whose

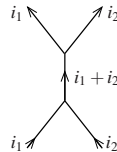


Figure 2: The dumbbell web  $\bowtie_{i_1 i_2}$

outer edges are labelled  $i_1$  and  $i_2$  will always be denoted by  $\bowtie_{i_1 i_2}$  and  $\widehat{\bowtie}_{i_1 i_2} = R_{i_1 i_2} \otimes_{i_1 + i_2} R_{i_1 i_2}$ .

Since the bimodules that we use are graded, we can apply a grading shift. In the text and when using small symbols we denote a positive shift of  $k$  values applied to a bimodule  $M$  by  $M\{k\}$ . When we use MOY-type pictures we denote the same shift by  $q^k$ . Note that we also do not put a hat on top of these pictures to avoid too much notation and unnecessarily large figures. We hope that this does not lead to confusion.

Note that for our construction we need to choose a height function on the web first. However, it is easy to see that the bimodule does not depend on the choice of this height function.

Now that we know which bimodule to associate to a MOY web, we will show some direct sum decompositions for bimodules associated to certain MOY webs. These decompositions are necessary to show that our bimodules categorify the MOY calculus indeed and also to show that the link homology is invariant, up to isomorphism, under the Reidemeister moves.

**Lemma 3.1.** *Let  $\hat{\delta}_{ij}$  be the digon in A3. Then we have*

$$\hat{\delta}_{ij} \cong \begin{bmatrix} i+j \\ i \end{bmatrix} \hat{\uparrow}_{i+j}$$

Note that the quantum binomial can be written as a sum of powers of  $q$ . By

$$\begin{bmatrix} i+j \\ i \end{bmatrix} \hat{\uparrow}_{i+j}$$

we mean the corresponding direct sum of copies of  $\hat{\uparrow}_{i+j}$ , where each copy is shifted by the correct power of  $q$ .

*Proof.* Note that  $R_{ij}$  as an  $R_{i+j}$ -(bi)module is isomorphic to  $H_{U(i+j)}^*(G(i, i+j))$ , the  $U(i+j)$  equivariant cohomology of the complex Grassmannian  $G(i, i+j)$ . Therefore the Schur polynomials  $\pi_{k_1 \dots k_i}$  in the first  $i$  variables, for  $0 \leq k_i \leq \dots \leq k_1 \leq j$  form a basis of  $R_{ij}$  as an  $R_{i+j}$ -(bi)module (see [1] for example). Alternatively we can use  $G(j, i+j)$  and obtain that the Schur polynomials  $\pi'_{\ell_1 \dots \ell_j}$  in the last  $j$  variables form a basis of  $R_{ij}$  as an  $R_{i+j}$ -(bi)module, for  $0 \leq \ell_j \leq \dots \leq \ell_1 \leq i$ . This shows that

$$R_{ij} \cong \begin{bmatrix} i+j \\ i \end{bmatrix} R_{i+j}$$

holds. The proof of this lemma follows, since  $\hat{\delta}_{ij} = R_{ij} \otimes_{i+j} R_{i+j}$  and  $\hat{\uparrow}_{i+j} = R_{i+j}$ .  $\square$

Before we continue with square decompositions we define the following bimodule maps:

**Definition 3.2.** We define the  $R_{1k}$ -bimodule maps

$$\mu_{1k}: \hat{\times}_{1k} \rightarrow \hat{\uparrow}\hat{\uparrow}_{1k} \quad \text{and} \quad \Delta_{1k}: \hat{\uparrow}\hat{\uparrow}_{1k} \rightarrow \hat{\times}_{1k}$$

by

$$\mu_{1k}(a \otimes b) = ab \quad \text{and} \quad \Delta_{1k}(1) = \sum_{j=0}^k (-1)^j e_j \left( \sum_{i=0}^{k-j} x_1^{k-j-i} \otimes x_1^i \right).$$

The elements  $e_i$  are the elementary symmetric polynomials in  $k+1$  variables.

The formula for  $\Delta_{1k}$  can also be written as

$$\Delta_{1k}(1) = \sum_{j=0}^k (-1)^j x_1^{k-j} \otimes e'_j,$$

where  $e'_j$  is the  $j$ -th elementary symmetric polynomial in the last  $k$  variables  $x_2, \dots, x_{k+1}$ .

It is not hard to see that  $\mu$  and  $\Delta$  are  $R_{1k}$  bimodule maps indeed. One can check this by direct computation or, as above, note that  $R_{1k}$  is isomorphic to  $H_{U(k+1)}^*(G(1, k))$  as an  $R_{k+1}$ -module. The maps above are well known (it is an immediate consequence of exercise 1.1 of lecture 4 in [1], for example) to be the multiplication and comultiplication in this commutative Frobenius extension with respect to the trace defined by  $\text{tr}(x_1^k) = 1$ . The observation now follows from the fact that the multiplication and comultiplication in a commutative Frobenius extension  $A$  are always  $A$ -bimodule maps.

When it is not immediately clear to which variables one applies a multiplication or comultiplication we will indicate them in a superscript. When there is no confusion possible we will write  $ab$  for  $\mu_{1,k}(a \otimes b)$ .

**Definition 3.3.** We define the  $R_{22}$ -bimodule maps

$$\mu_{22}: \widehat{\mathfrak{X}}_{22} \rightarrow \widehat{\uparrow}_{22} \quad \text{and} \quad \Delta_{22}: \widehat{\uparrow}_{22} \rightarrow \widehat{\mathfrak{X}}_{22}$$

by

$$\mu_{22}(a \otimes b) = ab$$

and

$$\Delta_{22}(1) = \pi_{22} \otimes 1 - \pi_{21} \cdot \pi'_{10} + \pi_{20} \otimes \pi'_{11} + \pi_{11} \cdot \pi'_{20} - \pi_{10} \cdot \pi'_{21} + 1 \cdot \pi'_{22} + \leftrightarrow .$$

The  $\pi_{ij}$  and  $\pi'_{ij}$  are the Schur polynomials in  $x_1, x_2$  and  $x_3, x_4$  respectively. The  $\leftrightarrow$  indicates the terms which are obtained from all the previous terms by interchanging the  $\pi_{ij}$  and the  $\pi'_{ij}$  so that  $\Delta$  becomes cocommutative.

One easily checks that  $\mu_{22}$  and  $\Delta_{22}$  are  $R_{22}$ -bimodule maps by direct computation. The map  $\Delta_{22}$  is the comultiplication in  $H_{U(4)}^*(G(2, 4))$  with respect to the trace defined by  $\text{tr}(\pi_{22}) = 1$ . Sometimes it will be useful to rewrite the formula of  $\Delta_{22}$  entirely in terms of the  $\pi'_{ij}$  and elements of  $R_4$ . To do so use the following relations:

$$\begin{aligned} \pi_{10} &= \pi_{1000} - \pi'_{10} \\ \pi_{11} &= \pi_{1100} - \pi'_{10} \pi_{1000} + \pi'_{20} \\ \pi_{20} &= \pi_{2000} - \pi'_{10} e_1 + \pi'_{11} \\ \pi_{21} &= \pi_{2100} - \pi'_{10} (\pi_{2000} + \pi_{1100}) + \pi'_{20} \pi_{1000} + \pi'_{11} \pi_{1000} - \pi'_{21} \\ \pi_{22} &= \pi_{2200} - \pi'_{10} \pi_{2100} + \pi'_{11} \pi_{2000} + \pi'_{20} \pi_{1100} - \pi'_{21} \pi_{1000} + \pi'_{22} \end{aligned}$$

We can now prove some square decompositions.

**Lemma 3.4.** Let  $\mathfrak{X}_{1112}$  be the square in A6. The following decomposition holds

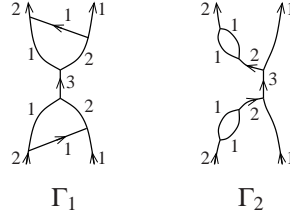
$$\widehat{\mathfrak{X}}_{1112} \cong \widehat{\mathfrak{X}}_{21} \oplus \widehat{\uparrow}_{21} \{2\}.$$

*Proof.* Note that

$$\widehat{\mathfrak{X}}_{1112} = R_{111} \otimes_{12} R_{111} \otimes_{21} R_{21} \quad \text{and} \quad \widehat{\mathfrak{X}}_{21} = R_{21} \otimes_3 R_{21}.$$

Let  $\Gamma_i$  be the webs in Figure 3, for  $i = 1, 2$ . Then we have

$$\widehat{\Gamma}_1 = R_{111} \otimes_{12} R_{12} \otimes_3 R_{111} \otimes_{21} R_{21} \cong R_{111} \otimes_{21} R_{21} \otimes_3 R_{111} \otimes_{21} R_{21} \cong \widehat{\Gamma}_2.$$

Figure 3: Intermediate webs  $\Gamma_1$  and  $\Gamma_2$ 

The map  $f: \widehat{\mathfrak{R}}_{1112} \rightarrow \widehat{\mathfrak{X}}_{21}$  is the composite of

$$\widehat{\mathfrak{R}}_{1112} \xrightarrow{f_1} \widehat{\Gamma}_1\{-4\} \cong \widehat{\Gamma}_2\{-4\} \xrightarrow{f_2} \widehat{\mathfrak{X}}_{21}.$$

We define  $f_1$  by

$$f_1(a \otimes b \otimes c) = a \otimes \Delta_{12}(b) \otimes c,$$

where  $\Delta_{12}$  is defined as in Definition 3.2. The map  $f_2$  is defined by applying to both digons the map  $R_{111} \rightarrow R_{21}\{2\}$  which corresponds to the projection onto the second summand in the decomposition  $R_{111} \cong R_{21} \oplus x_1 R_{21}$ , e.g. we have

$$x_1 \mapsto 1 \quad \text{and} \quad x_2 = (x_1 + x_2) - x_1 \mapsto -1 \quad \text{and} \quad x_1^2 = (x_1 + x_2)x_1 - x_1x_2 \mapsto x_1 + x_2.$$

Similarly define  $g: \widehat{\mathfrak{X}}_{21} \rightarrow \widehat{\mathfrak{R}}_{1112}$  as the composite of

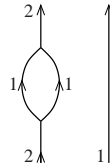
$$\widehat{\mathfrak{X}}_{21} \xrightarrow{g_1} \widehat{\Gamma}_2 \cong \widehat{\Gamma}_1 \xrightarrow{g_2} \widehat{\mathfrak{R}}_{1112}.$$

We define  $g_1$  by applying twice the inclusion map  $R_{21} \hookrightarrow R_{111}$  to create the digons. The map  $g_2$  is defined by

$$g_2(a \otimes b \otimes c \otimes d) = a \otimes b \otimes c \otimes d,$$

where  $c$  is mapped to  $R_{12}$  by the inclusion map before applying  $\mu_{12}$ . One easily verifies by direct computation that  $fg = \text{id}$ , so  $\widehat{\mathfrak{X}}_{21}$  is a direct summand of  $\widehat{\mathfrak{R}}_{1112}$ .

To show that  $\widehat{\mathfrak{X}}_{21}$  is a direct summand as well, we also use an intermediate web, denoted  $\Gamma_3$  and shown in Figure 4. Note that  $\widehat{\Gamma}_3 = R_{111} \otimes_{21} R_{21}$ . Define  $h: \widehat{\mathfrak{R}}_{1112} \rightarrow \widehat{\mathfrak{X}}_{21}$  as the composite

Figure 4: Intermediate web  $\Gamma_3$ 

of

$$\widehat{\mathfrak{R}}_{1112} \xrightarrow{h_1} \widehat{\Gamma}_3 \xrightarrow{h_2} \widehat{\mathfrak{X}}_{21}\{2\}.$$

In this case  $h_1$  is given by

$$h_1(a \otimes b \otimes c) = ab \otimes c$$

and  $h_2$  by applying the same projection  $R_{111} \rightarrow R_{21}\{2\}$  as above. Inversely we define  $j: \widehat{\mathfrak{X}}_{21} \rightarrow \widehat{\mathfrak{R}}_{1112}$  as the composite of

$$\widehat{\mathfrak{X}}_{21}\{2\} \xrightarrow{j_1} \widehat{\Gamma}_3\{2\} \xrightarrow{j_2} \widehat{\mathfrak{R}}_{1112}.$$



The first map is defined by the inclusion  $R_{21} \hookrightarrow R_{111}$ . The second map is defined by

$$j_2(a \otimes b) = \Delta_{11}^{x_2, x_3}(a) \otimes b.$$

Again, by direct computation, it is straightforward to check that  $hj = -2\text{id}$ , so  $\widehat{\uparrow}_{21}\{2\}$  is also a direct summand of  $\widehat{\mathfrak{H}}_{1112}$ .

Also by direct computation one easily checks that  $hg = 0$  and  $fj = 0$ . Finally we have to show that  $(g, j)$  is surjective. Since all maps involved are bimodule maps and  $R_{111} \cong R_{21} \oplus x_2 R_{21}$  and  $R_{111} \cong R_{12} \oplus x_3 R_{12}$ , we only have to show that  $1 \otimes 1 \otimes 1$  and  $1 \otimes x_2 \otimes 1$  are in its image. We have  $g(1 \otimes 1) = 1 \otimes 1 \otimes 1$  and  $j(1) + g(x_3 \otimes 1) = 1 \otimes x_2 \otimes 1$ . This finishes the proof of the lemma.  $\square$

**Lemma 3.5.** *Let  $\widehat{\mathfrak{H}}_{1122}$  be the square in A5. Then we have*

$$\widehat{\mathfrak{H}}_{1122} \cong \widehat{\mathfrak{X}}_{31} \oplus \widehat{\uparrow}_{31}\{2\} \oplus \widehat{\uparrow}_{31}\{4\}.$$

*Proof.* The arguments are analogous to the ones used in the proof of Lemma 3.4. To show that  $\widehat{\mathfrak{X}}_{22}$  is a direct summand of  $\widehat{\mathfrak{H}}_{1122}$ , use the intermediate webs in Figure 5.

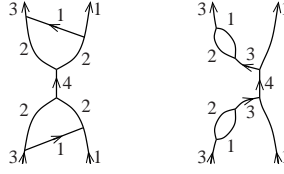


Figure 5: Intermediate webs for  $\mathfrak{H}_{1122}$

With the same notation as before let

$$f_1(a \otimes b \otimes c) = a \otimes \Delta_{22}(b) \otimes c$$

and for  $f_2$  use for both digons the map  $R_{211} \rightarrow R_{31}\{4\}$  which corresponds to the projection onto the third direct summand in the decomposition  $R_{211} \cong R_{31} \oplus x_3 R_{31} \oplus x_3^2 R_{31}$ .

For  $g_1$  we use twice the inclusion  $R_{31} \hookrightarrow R_{211}$  to create the digons and

$$g_2(a \otimes b \otimes c \otimes d) = a \otimes b \otimes c \otimes d.$$

To show that  $\widehat{\uparrow}_{22}\{2\} \oplus \widehat{\uparrow}_{22}\{4\}$  is a direct summand of  $\widehat{\mathfrak{H}}_{1122}$  use the intermediate web in Figure 6.

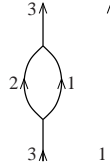


Figure 6: Intermediate web

Define  $h_1$  by

$$h_1(a \otimes b \otimes c) = ab \otimes c$$

and  $h_2$  by applying the map  $R_{211} \rightarrow R_{31}\{2\} \oplus R_{31}\{4\}$  corresponding to the projection on the last two direct summands in the decomposition of  $R_{211}$  above.

For  $j_1$  use the map  $R_{31}\{2\} \oplus R_{31}\{4\} \rightarrow R_{211}$  defined by

$$(1, 0) \mapsto 1 \quad \text{and} \quad (0, 1) \mapsto x_3$$

to create the digon. Define  $j_2$  by

$$j_2(a \otimes b) = \Delta_{11}^{x_3, x_4}(a) \otimes b.$$

An easy calculation shows that

$$hj = \begin{pmatrix} 1 & -x_4 \\ 0 & 1 \end{pmatrix},$$

which is invertible. This shows that  $R_{31}\{2\} \oplus R_{31}\{4\}$  is a direct summand of  $\widehat{\mathfrak{H}}_{1122}$ .

Using the rewriting rules for  $\Delta_{22}$ , which were given below its definition, one easily checks that  $gf = 2\text{id}$ . Therefore  $\widehat{\mathfrak{X}}_{31}$  is a direct summand of  $\widehat{\mathfrak{H}}_{1122}$  too.

Another easy calculation shows that  $hg = 0$  and a slightly harder one that  $fj = 0$ .

Remains to show that  $(g, j)$  is surjective. It suffices to show that  $1 \otimes 1 \otimes 1, 1 \otimes x_3 \otimes 1$  and  $1 \otimes x_3^2 \otimes 1$  are in its image. We have

$$\begin{aligned} 1 \otimes 1 \otimes 1 &= g(1 \otimes 1) \\ 1 \otimes x_3 \otimes 1 &= j(1, 0) + g(x_4 \otimes 1) \\ 1 \otimes x_3^2 \otimes 1 &= j(0, 1) + j(x_4, 0) + g(x_4^2 \otimes 1) \end{aligned} \quad \square$$

**Lemma 3.6.** *Let  $\widehat{\mathfrak{H}}_{2113}$  be the square in A7. We have*

$$\widehat{\mathfrak{H}}_{2113} \cong \widehat{\mathfrak{X}}_{22}^{13} \oplus \widehat{\mathfrak{H}}_{22}^{13}\{2\}.$$

*Proof.* We first define the bimodule map

$$\phi_1 : \widehat{\mathfrak{X}}_{22}^{13} = R_{13} \otimes_4 R_{22} \rightarrow R_{121} \otimes_{31} R_{211} \otimes_{22} R_{22} = \widehat{\mathfrak{H}}_{2113}.$$

We use the two intermediate bimodules  $\widehat{\Gamma}_1 = R_{121} \otimes_{13} R_{13} \otimes_4 R_{211} \otimes_{22} R_{22}$  and  $\widehat{\Gamma}_2 = R_{121} \otimes_{31} R_{31} \otimes_4 R_{211} \otimes_{22} R_{22}$  (see Figure 7). Then  $\phi_1$  is the composite

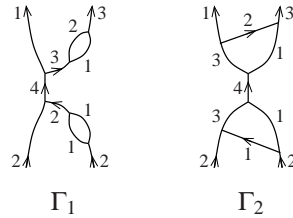


Figure 7: Intermediate webs  $\Gamma_1$  and  $\Gamma_2$

$$\widehat{\mathfrak{X}}_{22}^{13} \xrightarrow{\phi_1^1} \widehat{\Gamma}_1 \xrightarrow{\phi_1^2} \widehat{\Gamma}_2 \xrightarrow{\phi_1^3} \widehat{\mathfrak{H}}_{2113}$$

with

$$\begin{aligned}\phi_1^1(a \otimes b) &= 1 \otimes a \otimes 1 \otimes b \\ \phi_1^2(a \otimes b \otimes c \otimes d) &= ab \otimes 1 \otimes c \otimes d \\ \phi_1^3(a \otimes b \otimes c \otimes d) &= a \otimes bc \otimes d.\end{aligned}$$

Conversely we define  $\psi_1$  as the composite

$$\widehat{\mathfrak{H}}_{2113} \xrightarrow{\psi_1^1} \widehat{\Gamma}_2 \xrightarrow{\psi_1^2} \widehat{\Gamma}_1 \xrightarrow{\psi_1^3} \widehat{\mathfrak{X}}_{22}^{13}$$

with

$$\begin{aligned}\psi_1^1(a \otimes b \otimes c) &= a \otimes \Delta_{31}(b) \otimes c \\ \psi_1^2(a \otimes b \otimes c \otimes d) &= ab \otimes 1 \otimes c \otimes d\end{aligned}$$

and with  $\psi_1^3$  defined by applying the maps  $R_{121} \rightarrow R_{13}\{4\}$  and  $R_{211} \rightarrow R_{22}\{2\}$  which are the projections onto the last direct summands in the decompositions  $R_{121} \cong R_{13} \oplus x_4 R_{13} \oplus x_4^2 R_{13}$  and  $R_{211} \cong R_{22} \oplus x_3 R_{22}$ . A short calculation shows that  $\psi_1 \phi_1 = -\text{id}$ , which proves that  $\widehat{\mathfrak{X}}_{22}^{13}$  is a direct summand of  $\widehat{\mathfrak{H}}_{2113}$ .

Let us now define  $\phi_2: \widehat{\mathfrak{X}}_{22}^{13} \rightarrow \widehat{\mathfrak{H}}_{2113}$ . Note that  $\widehat{\mathfrak{X}}_{22}^{13} = R_{112} \otimes_{22} R_{22}$ . Again we use certain intermediate bimodules:  $\widehat{\Lambda}_1 = R_{1111} \otimes_{112} R_{112} \otimes_{22} R_{22}$ ,  $\widehat{\Lambda}_2 = R_{1111} \otimes_{211} R_{211} \otimes_{22} R_{22}$ ,  $\widehat{\Lambda}_3 = R_{1111} \otimes_{211} R_{211} \otimes_{31} R_{211} \otimes_{22} R_{22}$  and  $\widehat{\Lambda}_4 = R_{1111} \otimes_{121} R_{121} \otimes_{31} R_{211} \otimes_{22} R_{22}$  (see Figure 8).

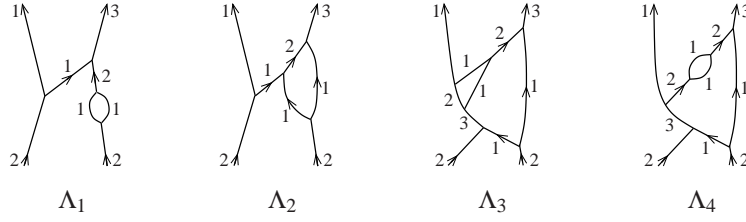


Figure 8: Intermediate webs  $\Lambda_1, \dots, \Lambda_4$

We define  $\phi_2$  as the composite

$$\widehat{\mathfrak{X}}_{22}^{13} \xrightarrow{\phi_2^1} \widehat{\Lambda}_1 \xrightarrow{\phi_2^2} \widehat{\Lambda}_2 \xrightarrow{\phi_2^3} \widehat{\Lambda}_3 \xrightarrow{\phi_2^4} \widehat{\Lambda}_4 \xrightarrow{\phi_2^5} \widehat{\mathfrak{H}}_{2113}$$

with

$$\begin{aligned}\phi_1^1(a \otimes b) &= 1 \otimes a \otimes b \\ \phi_1^2(a \otimes b \otimes c) &= ab \otimes 1 \otimes c \\ \phi_1^3(a \otimes b \otimes c) &= a \otimes \Delta_{21}^{x_1 x_2 x_3}(b) \otimes c \\ \phi_1^4(a \otimes b \otimes c \otimes d) &= ab \otimes 1 \otimes c \otimes d\end{aligned}$$

and with  $\phi_1^5$  defined by the map  $R_{1111} \rightarrow R_{121}\{2\}$  which is the projection onto the second direct summand in the decomposition  $R_{1111} \cong R_{121} \oplus x_2 R_{121}$ .

Conversely, we define  $\psi_2$  as the composite

$$\widehat{\mathfrak{H}}_{2113} \xrightarrow{\psi_2^1} \widehat{\Lambda}_4 \xrightarrow{\psi_2^2} \widehat{\Lambda}_3 \xrightarrow{\psi_2^3} \widehat{\Lambda}_2 \xrightarrow{\psi_2^4} \widehat{\Lambda}_1 \xrightarrow{\psi_2^5} \widehat{\mathfrak{X}}_{22}^{13}$$

with

$$\begin{aligned}\psi_1^1(a \otimes b \otimes c) &= 1 \otimes a \otimes b \otimes c \\ \psi_1^2(a \otimes b \otimes c \otimes d) &= ab \otimes 1 \otimes c \otimes d \\ \psi_1^3(a \otimes b \otimes c \otimes d) &= a \otimes bc \otimes d \\ \psi_1^4(a \otimes b \otimes c) &= ab \otimes 1 \otimes c\end{aligned}$$

and with  $\psi_1^5$  defined by the map  $R_{1111} \rightarrow R_{112}\{2\}$  which is the projection onto the second direct summand in the decomposition  $R_{1111} \cong R_{112} \oplus x_3 R_{121}$ . A simple calculation shows that  $\psi_2 \phi_2 = \text{id}$ .

One can also easily check that  $\psi_2 \phi_1 = 0$  and  $\psi_1 \phi_2 = 0$ . This shows that  $(\phi_1, \phi_2)$  is injective. To show that  $(\phi_1, \phi_2)$  is surjective note that both maps are left  $R_{13}$ -module maps and that the source and the target are both free  $R_{13}$ -modules of rank 9 with the same gradings.  $\square$

#### 4. THE LINK HOMOLOGY

Let us define the coloured HOMFLY-PT homology for links with components labelled 1 and 2. We use a similar setup to the one in [3]. To each braid diagram we associate a complex of bimodules (defined below) obtained from the categorified MOY calculus. This complex is invariant up to homotopy under the braidlike Reidemeister II and III moves. Then we take the Hochschild homology of each bimodule in the complex, which corresponds to the categorification of the Markov trace. This induces a complex of vector spaces whose homology is the one we are looking for. The latter is still invariant under the second and third Reidemeister moves, because the Hochschild homology is a covariant functor, and also under the Markov moves, as we will show. Therefore we obtain a triply graded link homology. By taking the graded dimensions of the homology groups we get a triply graded link polynomial.

To define the complex of bimodules associated to a braid it suffices to define it for a positive and for a negative crossing only. For an arbitrary braid one then tensors these complexes over all crossings. To each crossing with both strands labelled by 2 we associate a complex with three terms. For a positive, resp. negative, crossing between strands labelled 2 the terms in the complex are  $\widehat{\uparrow}_{22}\{6\} \rightarrow \widehat{\mathfrak{H}}_{3111}\{2\} \rightarrow \widehat{\mathfrak{X}}_{22}$ , resp.  $\widehat{\mathfrak{X}}_{22}\{-8\} \rightarrow \widehat{\mathfrak{H}}_{3111}\{-8\} \rightarrow \widehat{\uparrow}_{22}\{-6\}$  (see Figures 9-10).

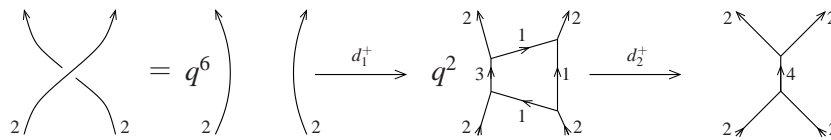


Figure 9: The complex of a positive crossing

In both cases, the cohomological degree is fixed by putting the bimodule  $\widehat{\mathfrak{X}}_{22}$  in cohomological degree 0.

To define the differentials we need the intermediate webs  $\Phi, \Psi$  and  $\Omega$  (see Figure 11). Note that  $\widehat{\Psi} \cong \widehat{\Omega}$ .

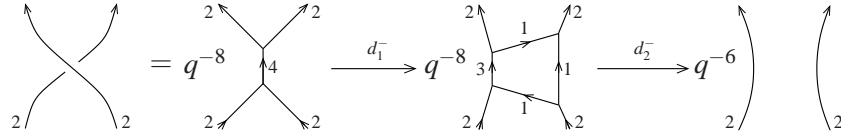
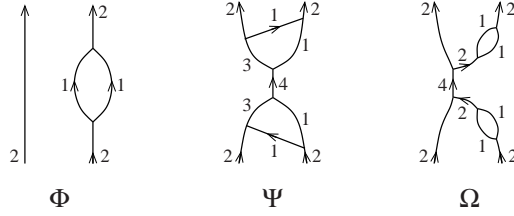


Figure 10: The complex of a negative crossing


 Figure 11: Intermediate webs  $\Phi$ ,  $\Psi$  and  $\Omega$ 

The differential  $d_1^+$  is the composite of

$$\hat{\uparrow}_{22} \xrightarrow{d_{11}^+} \hat{\Phi} \xrightarrow{d_{12}^+} \hat{\mathfrak{R}}_{3111}\{-4\},$$

where  $d_{11}^+$  is defined by the inclusion  $R_{22} \hookrightarrow R_{211}$  to create the digon and

$$d_{12}^+(a \otimes b) = \Delta_{21}^{x_1, x_2, x_3}(a) \otimes b.$$

The differential  $d_2^+$  is the composite of

$$\hat{\mathfrak{R}}_{3111}\{-4\} \xrightarrow{d_{21}^+} \hat{\Psi}\{-10\} \cong \hat{\Omega}\{-10\} \xrightarrow{d_{22}^+} \hat{\mathfrak{X}}_{22}\{-6\},$$

where  $d_{21}^+$  is defined by

$$d_{21}^+(a \otimes b \otimes c) = a \cdot \Delta_{31}(b) \otimes c$$

and  $d_{22}^+$  by applying twice the map  $R_{211} \rightarrow R_{22}\{2\}$  given by the projection onto the second direct summand in the decomposition  $R_{211} = R_{22} \oplus x_3 R_{22}$ . Direct computation shows that  $d_2^+ d_1^+ = 0$ .

The first differential in the complex associated to a negative crossing is the composite of

$$\hat{\mathfrak{X}}_{22} \xrightarrow{d_{11}^-} \hat{\Omega} \cong \hat{\Psi} \xrightarrow{d_{12}^-} \hat{\mathfrak{R}}_{3111},$$

where  $d_{11}^-$  is defined by applying twice the inclusion  $R_{22} \hookrightarrow R_{211}$  to create the digons and

$$d_{12}^-(a \otimes b \otimes c \otimes d) = a \otimes b \otimes c \otimes d.$$

The differential  $d_2^-$  is the composite of

$$\hat{\mathfrak{R}}_{3111} \xrightarrow{d_{21}^-} \hat{\Phi} \xrightarrow{d_{22}^-} \hat{\uparrow}_{22}\{2\},$$

where  $d_{21}^-$  is defined by

$$d_{21}^-(a \otimes b \otimes c) = a \otimes b \otimes c$$

and  $d_{22}^-$  by applying the same projection  $R_{211} \rightarrow R_{22}\{2\}$  as above. Again, direct computation shows that  $d_2^- d_1^- = 0$ . Note that this calculation is much easier than the one which shows  $d_2^+ d_1^+ = 0$ . The latter is a direct consequence of the former by the observation that all maps

involved in the definition of  $d_2^\pm d_1^\pm$  are units and counits of the two biadjoint functors given by induction and restriction. As a matter of fact whenever we use a unit in the definition of one we use the corresponding counit in the definition of the other. Therefore the fact that  $d_2^- d_1^- = 0$  implies  $d_2^+ d_1^+ = 0$ .<sup>1</sup>

Next we define a complex of bimodules associated to a crossing of a strand labelled 1 and a strand labelled 2. To a positive crossing we associate the complex

$$\begin{array}{c} \text{Crossing} \\ \text{strand 2 over strand 1} \end{array} = q^2 \begin{array}{c} \text{Intermediate web } \Lambda_1 \\ \text{strand 1 over strand 2} \end{array} \xrightarrow{d^+} \begin{array}{c} \text{Intermediate web } \Lambda_2 \\ \text{strand 2 over strand 1} \end{array}$$

and to a negative one

$$\begin{array}{c} \text{Crossing} \\ \text{strand 1 over strand 2} \end{array} = q^{-4} \begin{array}{c} \text{Intermediate web } \Lambda_2 \\ \text{strand 2 over strand 1} \end{array} \xrightarrow{d^-} q^{-4} \begin{array}{c} \text{Intermediate web } \Lambda_1 \\ \text{strand 1 over strand 2} \end{array}$$

Again, in both cases, we put the bimodule  $\widehat{\mathcal{X}}_{21}^{12}$  in the cohomological degree 0.

Note that  $\widehat{\mathcal{R}}_{21}^{12} = R_{111} \otimes_{21} R_{21}$  and  $\widehat{\mathcal{X}}_{21}^{12} = R_{12} \otimes_3 R_{21}$ . We use the intermediate bimodules  $\widehat{\Lambda}_1 = R_{111} \otimes_{21} R_{21} \otimes_3 R_{21} \cong R_{111} \otimes_{12} R_{12} \otimes_3 R_{21} = \widehat{\Lambda}_2$  (see Figure 12).

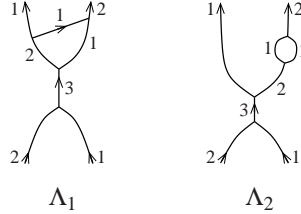


Figure 12: Intermediate webs  $\Lambda_1$  and  $\Lambda_2$

Then  $d^+$  is the composite of

$$\widehat{\mathcal{R}}_{21}^{12} \xrightarrow{d_1^+} \widehat{\Lambda}_1\{-4\} \xrightarrow{\cong} \widehat{\Lambda}_2\{-4\} \xrightarrow{d_2^+} \widehat{\mathcal{X}}_{21}^{12}\{-2\}$$

with

$$\begin{aligned} d_1^+(a \otimes b) &= a \otimes \Delta_{21}(b) \\ a \otimes b \otimes c &\xrightarrow{\cong} ab \otimes 1 \otimes c \end{aligned}$$

and with  $d_2^+$  defined by the map  $R_{111} \rightarrow R_{12}\{2\}$  corresponding to the projection onto the second direct summand in the decomposition  $R_{111} \cong R_{12} \oplus x_2 R_{12}$ . It is easy to compute the image of  $d^+$  on generators of the  $R_{21} - R_{12}$  bimodule  $R_{21} \otimes R_{111}$ :

$$d^+(1 \otimes 1) = x_1 \otimes 1 - 1 \otimes x_3 \quad \text{and} \quad d^+(x_2 \otimes 1) = 1 \otimes x_1 x_2 - x_2 x_3 \otimes 1.$$

<sup>1</sup>We thank Mikhail Khovanov for this observation.

Similarly we define  $d^-$  as the composite

$$\widehat{\chi}_{21}^{12} \xrightarrow{d_1^-} \widehat{\Lambda}_2 \xrightarrow{\cong} \widehat{\Lambda}_1 \xrightarrow{d_2^-} \widehat{\chi}_{21}^{12}$$

with

$$\begin{aligned} d_1^-(a \otimes b) &= 1 \otimes a \otimes b \\ a \otimes b \otimes c &\xrightarrow{\cong} ab \otimes 1 \otimes c \\ d_2^-(a \otimes b \otimes c) &= a \otimes bc. \end{aligned}$$

Note that this yields  $d^-(a \otimes b) = a \otimes b$ .

We get similar complexes for the crossings with 1 and 2 swapped. The pictures can be obtained from the ones above by rotation around the y-axis and the shifts are the same.

For a crossing with both strands labelled 1 we use the same complex of bimodules as Khovanov in [3]:

with  $\chi_{11}$  in cohomological degree 0.

Let  $HHH(D)$  denote the triply graded homology we defined above. Then to obtain the 1,2-coloured HOMFLY-PT homology  $H_{1,2}(D)$  we have to apply some overall shifts. We define

**Definition 4.1.**

$$H_{1,2}(D) = HHH(D) \left\langle \frac{n_+^1 - n_-^1 - s_1(D) + 2n_+^2 - 2n_-^2 - 2s_2(D)}{2} \right\rangle \left\{ \frac{-n_+^1 + n_-^1 + s_1(D) - 2n_+^2 + 2n_-^2 + 2s_2(D)}{2}, \frac{-n_+^1 + n_-^1 + s_1(D) - 2n_+^2 + 2n_-^2 + 2s_2(D)}{2} \right\}.$$

The definitions of  $n_+^i, n_-^i$  and  $s_i(D)$  were given in Section 2,  $\langle j \rangle$  is an upward shift by  $j$  in the homological degree and  $\{k, l\}$  denotes an upward shift by  $k$  in the Hochschild degree and by  $l$  in the  $q$ -degree.

Finally in the following two sections we prove the following

**Theorem 4.2.** *For a given link  $L$ ,  $H_{1,2}(D)$  is independent of the chosen braid diagram  $D$  which represents it. Hence,  $H_{1,2}(L)$  is a link invariant.*

## 5. INVARIANCE UNDER THE R2 AND R3 MOVES

The next thing to do is to prove invariance of the 1,2-coloured HOMFLY-PT homology under the second and third Reidemeister moves. If the strands involved are all labelled 1 we already have invariance by Khovanov's [3] and Khovanov and Rozansky's [5] results. If there are strands involved which are labelled 2, we will use a trick, inspired by the analogous trick in [7], which reduces to the case with all link components labelled 1. The argument is slightly tricky, so let us explain the general idea first.

Suppose we have a braid  $B$  with  $n$  strands, all labelled 2. Create a digon  $\hat{\phi}_{11}$  on top of each strand. The triply graded polynomial of this braid with digons is  $(1 + q^2)^n$  times the triply graded polynomial of  $B$ . We will prove in Lemma 5.2 that sliding the lower parts of the digons past the crossings does not change the triply graded polynomial. After sliding this way the lower parts of all digons past all crossings (see Figure 13), we obtain a braided diagram  $B'$  which is the 2-cable of  $B$  with the two top endpoints, and the two bottom endpoints respectively, of each cable zipped together. The complex of bimodules associated to

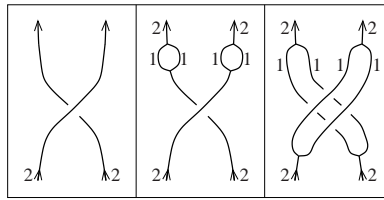


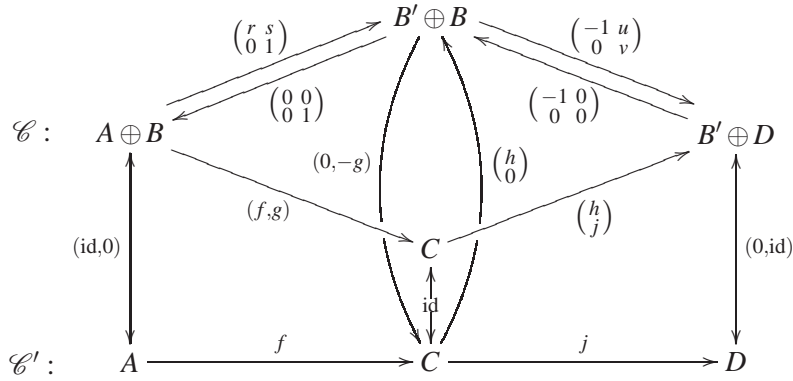
Figure 13: Creating and sliding digons

$B'$  is the tensor product of the HOMFLY-PT complex associated to the 2-cable of  $B$  with two complexes, one associated to the top endpoints of the cables and one to the bottom endpoints. Performing a Reidemeister II or III move on  $B$  corresponds to performing a series of Reidemeister II and III moves on its 2-cable. By Khovanov and Rozansky's [5] results we know that the complex of bimodules associated to the 2-cable is invariant up to homotopy equivalence under Reidemeister II and III moves. Therefore the complex of bimodules associated to  $B'$  is invariant under the Reidemeister II and III moves up to homotopy equivalence. Since the triply graded polynomial of  $B'$  is  $(1 + q^2)^n$  times the triply graded polynomial of  $B$ , we see that the latter is invariant under the Reidemeister II and III moves as well. Note that this method does not give a specific homotopy equivalence between the complexes before and after a Reidemeister move. It only shows that the corresponding Poincaré polynomials are equal. This would be a problem if we wanted to show functoriality under link cobordisms of the whole construction. However, even the ordinary HOMFLY-PT-homology by Khovanov and Rozansky has not been proven to be functorial and probably is not.

Before we prove the crucial lemma we have to prove an auxiliary result. In the following lemma the top and the bottom of the diagram are complexes. The reader can easily check the following auxiliary result.

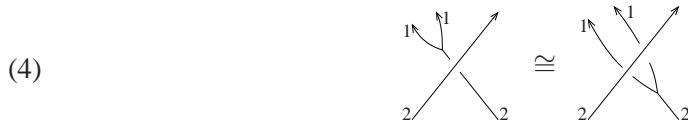


**Lemma 5.1.** *The diagram below gives a homotopy equivalence between the top and the bottom complex.*

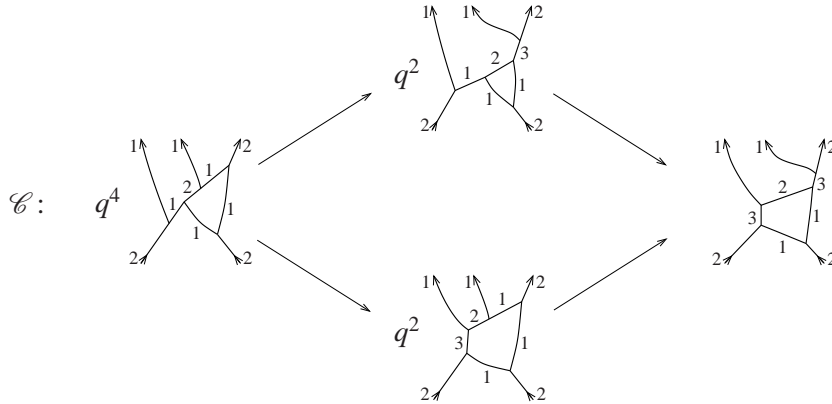


Using the lemma above we can now prove the following crucial lemma.

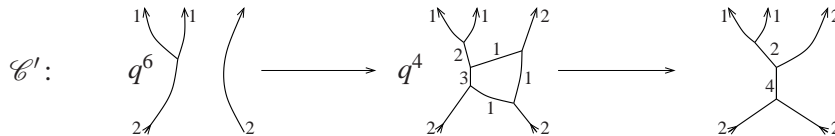
**Lemma 5.2.** *We have the homotopy equivalence*



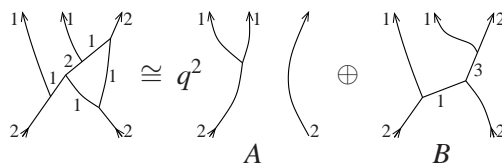
*Proof.* Note that the complex of bimodules  $\mathcal{C}$  associated the r.h.s. of Equation (4) is given by



The complex  $\mathcal{C}'$  associated to the l.h.s. is given by



By Lemma 3.4 we have



By Lemma 3.1 we have

$$\text{Diagram} \cong \text{Diagram} \cong \text{Diagram } B' \oplus q^2 \text{Diagram } B$$

By Lemma 3.6 we have

$$\text{Diagram} \cong \text{Diagram } B' \oplus q^2 \text{Diagram } D$$

Note that

$$\text{Diagram} \cong \text{Diagram}$$

Finally apply Lemma 5.1, which is justified because

- (1)  $d: A \rightarrow B$  is zero,
- (2)  $d: B' \rightarrow D$  is zero,
- (3)  $d: B \rightarrow B$  is the identity,
- (4)  $d: B' \rightarrow B'$  is minus the identity,

(5) 
$$q^2 \begin{array}{c} \uparrow 1 \quad \uparrow 1 \\ \diagdown \quad \diagup \\ 2 \quad 2 \end{array} \begin{array}{c} \uparrow \\ \uparrow \\ \uparrow \\ \uparrow \end{array} \longrightarrow \begin{array}{c} \uparrow 1 \quad \uparrow 1 \\ \diagdown \quad \diagup \\ 2 \quad 2 \end{array} \begin{array}{c} \uparrow 1 \quad \uparrow 1 \\ \diagdown \quad \diagup \\ 2 \quad 2 \end{array} \xrightarrow{d} q^{-2} \begin{array}{c} \uparrow 1 \quad \uparrow 1 \\ \diagdown \quad \diagup \\ 2 \quad 2 \end{array} \begin{array}{c} \uparrow 1 \quad \uparrow 1 \\ \diagdown \quad \diagup \\ 2 \quad 2 \end{array} \longrightarrow q^{-2} \begin{array}{c} \uparrow 1 \quad \uparrow 1 \\ \diagdown \quad \diagup \\ 2 \quad 2 \end{array} \begin{array}{c} \uparrow 1 \quad \uparrow 1 \\ \diagdown \quad \diagup \\ 2 \quad 2 \end{array}$$

$$= q^2 \begin{array}{c} \uparrow 1 \quad \uparrow 1 \\ \diagdown \quad \diagup \\ 2 \quad 2 \end{array} \begin{array}{c} \uparrow \\ \uparrow \\ \uparrow \\ \uparrow \end{array} \xrightarrow{d} q^{-2} \begin{array}{c} \uparrow 1 \quad \uparrow 1 \\ \diagdown \quad \diagup \\ 2 \quad 2 \end{array} \begin{array}{c} \uparrow 1 \quad \uparrow 1 \\ \diagdown \quad \diagup \\ 2 \quad 2 \end{array},$$

and

(6) 
$$q^{-2} \begin{array}{c} \uparrow 1 \quad \uparrow 1 \\ \diagdown \quad \diagup \\ 2 \quad 2 \end{array} \begin{array}{c} \uparrow 1 \quad \uparrow 1 \\ \diagdown \quad \diagup \\ 2 \quad 2 \end{array} \longrightarrow q^{-2} \begin{array}{c} \uparrow 1 \quad \uparrow 1 \\ \diagdown \quad \diagup \\ 2 \quad 2 \end{array} \begin{array}{c} \uparrow 1 \quad \uparrow 1 \\ \diagdown \quad \diagup \\ 2 \quad 2 \end{array} \xrightarrow{d} q^{-4} \begin{array}{c} \uparrow 1 \quad \uparrow 1 \\ \diagdown \quad \diagup \\ 2 \quad 2 \end{array} \begin{array}{c} \uparrow 1 \quad \uparrow 1 \\ \diagdown \quad \diagup \\ 2 \quad 2 \end{array} \longrightarrow q^{-4} \begin{array}{c} \uparrow 1 \quad \uparrow 1 \\ \diagdown \quad \diagup \\ 2 \quad 2 \end{array} \begin{array}{c} \uparrow 1 \quad \uparrow 1 \\ \diagdown \quad \diagup \\ 2 \quad 2 \end{array}$$

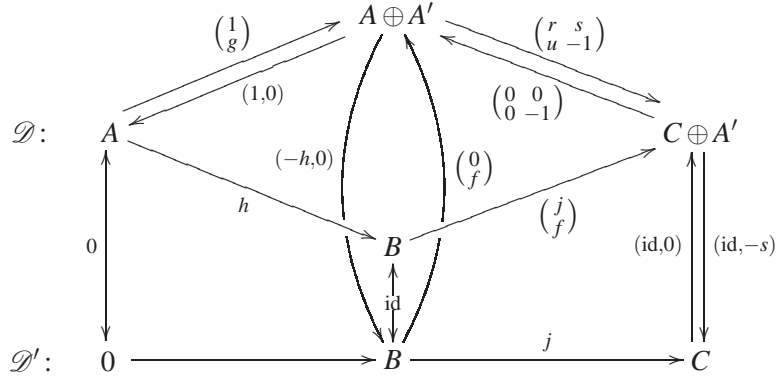
$$= q^{-2} \begin{array}{c} \uparrow 1 \quad \uparrow 1 \\ \diagdown \quad \diagup \\ 2 \quad 2 \end{array} \begin{array}{c} \uparrow 1 \quad \uparrow 1 \\ \diagdown \quad \diagup \\ 2 \quad 2 \end{array} \xrightarrow{d} q^{-4} \begin{array}{c} \uparrow 1 \quad \uparrow 1 \\ \diagdown \quad \diagup \\ 2 \quad 2 \end{array} \begin{array}{c} \uparrow 1 \quad \uparrow 1 \\ \diagdown \quad \diagup \\ 2 \quad 2 \end{array}.$$

All assertions follow from straightforward computations and can easily be checked. For the first assertion one only has to compute the image of  $1 \otimes 1$ , which is zero indeed. For the second, third and fourth it suffices to compute the images of  $1 \otimes 1 \otimes 1$  and  $1 \otimes x_1 \otimes 1$ . For the fifth it suffices to compare the images of  $1 \otimes 1$ . For the sixth one has to compare the images of  $1 \otimes 1 \otimes 1 \otimes 1$ ,  $1 \otimes 1 \otimes x_3 \otimes 1$  and  $x_3 \otimes 1 \otimes 1 \otimes 1$ .  $\square$

Of course there are also homotopy equivalences analogues to the one in Lemma 5.2 for a negative crossing or a 11-splitting of the right top strand.

In the following lemma the top and bottom parts are complexes again.

**Lemma 5.3.** *If  $sf = 0$ , the diagram below defines a homotopy equivalence between the top and the bottom complex.*



*Proof.* All maps are indicated in the figure, so the reader can check everything easily. Two identities are helpful: since the top of the figure is a complex, we have

$$-jh = r + sg \quad \text{and} \quad fh = g - u. \quad \square$$

**Lemma 5.4.** *We have the homotopy equivalence*

$$(5) \quad \begin{array}{c} \begin{array}{c} \nearrow \\ \nwarrow \\ \nearrow \\ \nwarrow \end{array} \\ \cong \\ \begin{array}{c} \nearrow \\ \nwarrow \\ \nearrow \\ \nwarrow \end{array} \end{array}$$

*Proof.* The complex associated to the l.h.s., denoted  $\mathcal{D}'$ , is given in Figure 14. The complex

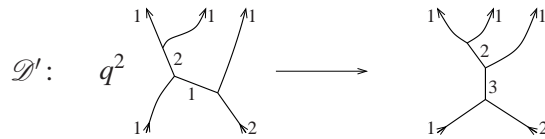


Figure 14: Complex of the l.h.s. of Equation (5)

associated to the r.h.s., denoted  $\mathcal{D}$ , is given in Figure 15.

This time we have

$$\begin{array}{c} \begin{array}{c} \nearrow \\ \nwarrow \\ \nearrow \\ \nwarrow \end{array} \\ \cong \\ \begin{array}{c} \nearrow \\ \nwarrow \\ \nearrow \\ \nwarrow \end{array} \oplus q^2 \begin{array}{c} \nearrow \\ \nwarrow \\ \nearrow \\ \nwarrow \end{array} \end{array}$$

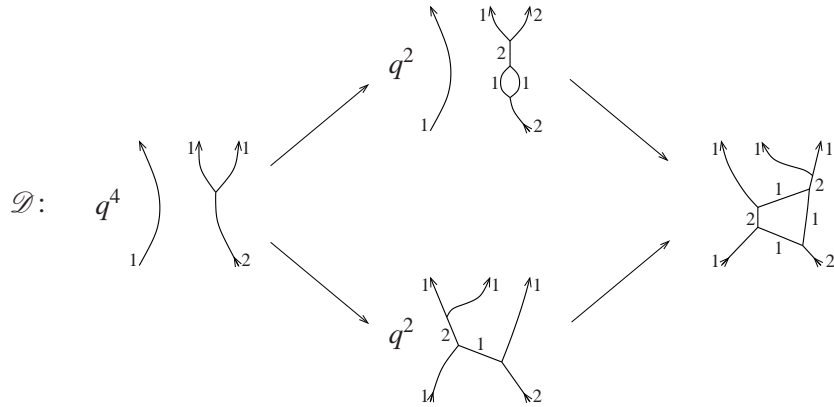
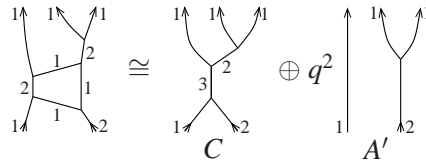


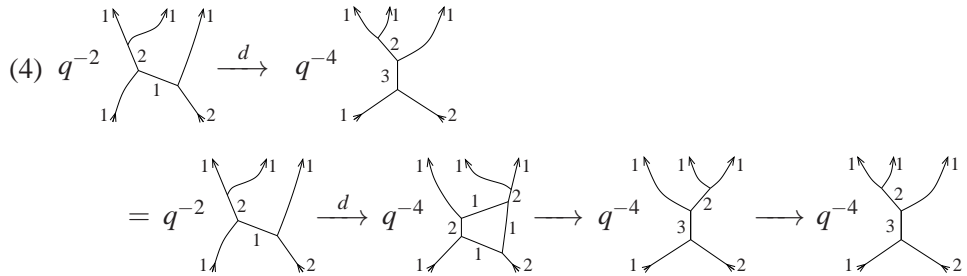
Figure 15: Complex of the r.h.s. of Equation (5)

and



We can apply Lemma 5.3 because

- (1)  $f$  is equal to the identity,
- (2)  $u$  is equal to minus the identity,
- (3)  $sf = 0$  and



Since we have given all the maps the reader can check the claims by straightforward computations. Note that for the first two claims it suffices to compute the image of  $1 \otimes 1$ . For the last two claims one has to compute the images of  $1 \otimes 1 \otimes 1$  and  $1 \otimes x_2 \otimes 1$ .  $\square$

Again, there are analogous homotopy equivalences for a negative crossing or if one swaps the 1- and 2-strands in the lemma above.

## 6. INVARIANCE UNDER THE MARKOV MOVES

**6.1. Hochschild homology of bimodules as the homology of a Koszul complex of polynomial rings.** The Hochschild homology of a bimodule over the polynomial ring can be obtained as the homology of a corresponding Koszul complex of certain polynomial rings in

many variables. This idea was explained and used by Khovanov in [3]. Here we shall briefly describe how to extend it to our case.

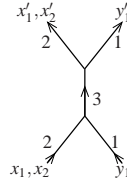
First of all, we change our polynomial notation in this section. Namely, the polynomial ring  $R_{i_1 \dots i_k}$  can be represented as the polynomial ring in the variables which are the  $i_1$  elementary symmetric polynomials in the first  $i_1$  variables, the  $i_2$  elementary symmetric polynomials in the following  $i_2$  variables, etc., and the  $i_k$  elementary symmetric polynomials in the last  $i_k$  variables. In this section we will always work with these “new” variables, i.e. the elementary symmetric polynomials, because it is more convenient for our purposes here. Thus to each strand labelled by  $k$ , we associate the  $k$  variables  $x_1, \dots, x_k$ , such that the degree of  $x_i$  is equal to  $2i$ , for  $i = 1, \dots, k$ .

To begin with, we describe which polynomial ring to associate to a web. Take a web and choose a height function to separate the vertices according to height. This way chop up the web into several layers with only one vertex. To each layer we associate a new set of variables. To each vertex with incident edges labelled  $i$ ,  $j$  and  $i + j$  we associate the  $i + j$  polynomials which are the differences of the  $k$ -th symmetric polynomials in the outgoing variables and the incoming variables, for every  $k = 1, \dots, i + j$ . Moreover, if there are two different sets of variables  $x_1, \dots, x_k$  and  $x'_1, \dots, x'_k$  associated to a given edge labelled  $k$ , we also associate the  $k$  polynomials  $x_i - x'_i$ , for all  $i = 1, \dots, k$ . Finally, to the whole graph we associate the polynomial ring in all the variables modded out by the ideal generated by all the polynomials associated to the vertices and edges.

There is an isomorphism between these polynomial rings and the corresponding bimodules associated to the graph. Indeed, to the tensor product  $p(\underline{x}) \otimes q(\underline{x})$  in variables  $\underline{x}$ , corresponds the polynomial  $p(\underline{x}')q(\underline{x})$ , where the variables  $\underline{x}$  are of the bottom layer, and  $\underline{x}'$  are of the top layer. Loosely speaking, the position of the factor in the tensor product corresponds to the same polynomial in the variables corresponding to the layer.

Let us do an example:

**Example 6.1.** Consider the web  $\tilde{\chi}_{21}$ :



The polynomial ring associated to this web is the ring  $P_{\tilde{\chi}_{21}} := \mathbb{C}[x_1, x_2, y_1, x'_1, x'_2, y'_1]$ . The ideal  $I_{\tilde{\chi}_{21}}$  by which we have to quotient, is generated by the differences of the symmetric polynomials in all top and bottom variables (since the middle edge is labelled by 3). There are three elementary symmetric polynomial in this case:  $\Sigma_1 = x_1 + y_1$ ,  $\Sigma_2 = x_2 + x_1 y_1$  and  $\Sigma_3 = x_2 y_1$ , and so

$$I_{\tilde{\chi}_{21}} = \langle x_1 + y_1 - x'_1 - y'_1, x_2 + x_1 y_1 - x'_2 - x'_1 y'_1, x_2 y_1 - x'_2 y'_1 \rangle.$$

Hence, the polynomial ring we associate to it is given by

$$R_{\tilde{\chi}_{21}} = P_{\tilde{\chi}_{21}} / I_{\tilde{\chi}_{21}}.$$

On the other hand, the bimodule  $\widehat{\chi}_{21}$  associated to the web  $\tilde{\chi}_{21}$  is  $R_{21} \otimes_3 R_{21}$ , and its elements are linear combination of elements of the form  $p(x_1, x_2, y_1) \otimes q(x_1, x_2, y_1)$ , for some

polynomials  $p$  and  $q$ . Finally, the isomorphism between  $\widehat{\chi}_{21}$  and  $R_{\chi_{21}}$  is given by:

$$p(x_1, x_2, y_1) \otimes q(x_1, x_2, y_1) \longleftrightarrow p(x'_1, x'_2, y'_1)q(x_1, x_2, y_1).$$

In such a way we have obtained the bijective correspondence between the bimodules  $\widehat{\Gamma}$  and the polynomial rings  $R_\Gamma$  that are associated to the open trivalent graph  $\Gamma$ . The closure of  $\Gamma$  in the bimodule picture corresponds to taking the Hochschild homology of  $\widehat{\Gamma}$ . In the polynomial ring picture this is isomorphic to the homology of the Koszul complex over  $R_\Gamma$  which is the tensor product of the complexes

$$(6) \quad 0 \longrightarrow R_\Gamma\{-1, 2i-1\} \xrightarrow{x_i-x'_i} R_\Gamma \longrightarrow 0,$$

where the  $x_i$ 's are the bottom layer variables, and the  $x'_i$ 's are the top layer variables. We put the right-hand side term in (co)homological degree zero. The first shift is in the Hochschild (homological) degree, and the second one is in the  $q$ -degree, so that the maps have bi-degree  $(1, 1)$ .

**6.2. Invariance under the first Markov move.** Essentially we have to show that the Hochschild homology of the tensor product  $B_1 \otimes B_2$  of the bimodules  $B_1$  and  $B_2$  is isomorphic to the Hochschild homology of  $B_2 \otimes B_1$ , i.e.

$$(7) \quad HH(B_1 \otimes B_2) = HH(B_2 \otimes B_1).$$

We shall prove this by passing to the polynomial ring and Koszul complex description from above. Recall, that to the open trivalent graph  $\Gamma$  we have associated the polynomial algebra  $P_\Gamma$  (the ring of polynomials in all variables) quotiented by the ideal  $I_\Gamma$  generated by certain polynomials. Since for each layer we introduced new variables, the sequence of these polynomials is regular and so we have that  $R_\Gamma = P_\Gamma/I_\Gamma$  is the homology of the Koszul complex obtained by tensoring together all complexes of the form

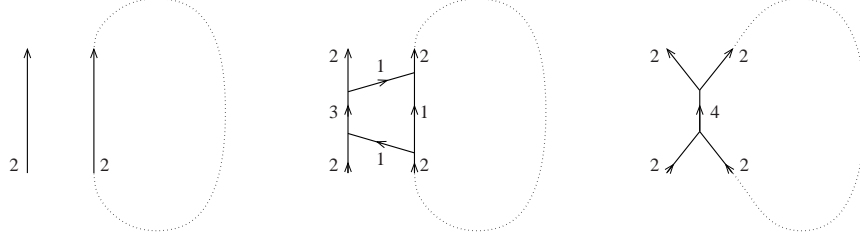
$$0 \longrightarrow P_\Gamma \xrightarrow{f} P_\Gamma \longrightarrow 0,$$

for  $f \in I_\Gamma$ . We call this the Koszul complex generated by  $I_\Gamma$ .

Finally, the object associated to the closure of the graph  $\Gamma$  is given by the homology of the Koszul complex defined by (6), and so it is isomorphic to the homology of the Koszul complex generated by the polynomials which define  $I_\Gamma$  together with the polynomials  $x_i - x'_i$  which come from the closure. If  $\Gamma$  is the vertical glueing of  $\Gamma_1$  and  $\Gamma_2$  then in  $I_\Gamma$  we have the polynomials  $y_j - y'_j$  which correspond to the edges which are glued together. The Hochschild homology of  $\widehat{\Gamma}_1 \otimes \widehat{\Gamma}_2$  is isomorphic to the homology generated by  $I_{\Gamma_1}, I_{\Gamma_2}$  and the polynomials  $x_i - x'_i$  and  $y_j - y'_j$ . Clearly the same holds for  $\widehat{\Gamma}_2 \otimes \widehat{\Gamma}_1$ , with the role of the  $x_i - x'_i$  and  $y_j - y'_j$  interchanged. Thus we have proved (7).

**6.3. Invariance under the second Markov move.** Invariance under the second Markov move corresponds to invariance under the Reidemeister move I. If the strand involved is labelled 1, the result was proved by Khovanov and Khovanov and Rozansky [3, 5] (see below).

Remains to show invariance if the strand is labelled 2. For both the positive and the negative crossing, we have the same three resolutions:



For each of these, we shall give its description in a polynomial language, and compute the homology of the corresponding Koszul complex.

*The resolution  $\uparrow\uparrow$ :* Before closing the right strand, we have an open graph. To the bottom layer we associate variables  $x_1$  and  $x_2$  to the left strand, and  $y_1$  and  $y_2$  to the right strand, while to the top layer we associate variables  $x'_1$  and  $x'_2$  to the left strand, and  $y'_1$  and  $y'_2$  to the right strand. Then the ring  $R_{\uparrow\uparrow}$  we associate to it, is the ring of polynomials in all these variables modded out by the ideal generated by the polynomials  $x'_1 - x_1$ ,  $x'_2 - x_2$ ,  $y'_1 - y_1$  and  $y'_2 - y_2$ , i.e. it is isomorphic to the ring

$$B := \mathbb{C}[x_1, x_2, y_1, y_2].$$

*The resolution  $\boxtimes$ :* The variables that we associate to the bottom and the top layers are the same as above. To the bottom middle strand we associate variable  $z_1$ , to the top middle strand we associate  $z'_1$  and to the right strand we associate variable  $t_1$ . Then the corresponding ring  $R_{\boxtimes}$  is the ring of polynomials in all these variables, modded out by the ideal generated by the polynomials  $y_1 - z_1 - t_1$ ,  $y_2 - z_1 t_1$ ,  $y'_1 - z'_1 - t_1$ ,  $y'_2 - z'_1 t_1$ ,  $x_1 + z_1 - x'_1 - z'_1$ ,  $x_2 + x_1 z_1 - x'_2 - x'_1 z'_1$ ,  $x_2 z_1 - x'_2 z'_1$ . From the first four relations, we can exclude  $t_1$  and obtain the quadratic relations for  $z_1$  and  $z'_1$ :  $z_1^2 = y_1 z_1 - y_2$  and  $z'_1{}^2 = y'_1 z'_1 - y'_2$ . Hence, every element from  $R_{\boxtimes}$  can be written as  $a + bz_1 + cz'_1 + dz_1 z'_1$ , where  $a, b, c$  and  $d$  are polynomials only in  $x$ 's and  $y$ 's (with or without primes).

*The resolution  $\times$ :* The variables we associate to the bottom and top layers are again the same. This time, the ring  $R_{\times}$  we obtain by quotienting by the ideal generated by the following four polynomials:  $x_1 + y_1 - x'_1 - y'_1$ ,  $x_2 + y_2 + x_1 y_1 - x'_2 - y'_2 - x'_1 y'_1$ ,  $x_2 y_1 + x_1 y_2 - x'_2 y'_1 - x'_1 y'_2$  and  $x_2 y_2 - x'_2 y'_2$ .

To the closure of the right strands of each of these graphs, corresponds the homology of the tensor product of the following two Koszul complexes:

$$\begin{aligned} 0 &\longrightarrow R_{\Gamma}\{-1, 1\} \xrightarrow{y_1 - y'_1} R_{\Gamma} \longrightarrow 0, \\ 0 &\longrightarrow R_{\Gamma}\{-1, 3\} \xrightarrow{y_2 - y'_2} R_{\Gamma} \longrightarrow 0. \end{aligned}$$

Hence, in all three cases we can have homology in three homological gradings 0,  $-1$  and  $-2$ . We denote this homology by  $HH^R(\Gamma)$ .

In the case of  $\uparrow\uparrow$  we have that both differentials are 0. Hence

$$\begin{aligned} HH_0^R(\uparrow\uparrow) &= B = \mathbb{C}[x_1, x_2, y_1, y_2], \\ HH_{-1}^R(\uparrow\uparrow) &= B\{1\} \oplus B\{3\}, \\ HH_{-2}^R(\uparrow\uparrow) &= B\{4\}. \end{aligned}$$

For the other two cases the computations are a bit more involved and we want to explain the general idea first. The Hochschild homology is the homology of a complex which is the tensor product of complexes of the form

$$0 \longrightarrow P/I \xrightarrow{p} P/I \longrightarrow 0,$$

where  $P$  is a polynomial ring,  $I$  is an ideal and  $p \in R$  is a polynomial. Let us explain how to compute the homology of one such complex.

The main part is the computation of the kernel and the cokernel of the map above. The cokernel is easily computed, and is equal to the quotient ring  $P/\langle I, p \rangle$ . Now, let us pass to the kernel. For any polynomial  $q \in P$  to be in the kernel, i.e. to be a cocycle, we must have  $pq \in I$ . The ideals are always finitely generated, say  $I$  is generated by  $i_1, \dots, i_n$ . Therefore we have to find all solutions to the equation  $a_1 i_1 + \dots + a_n i_n = pq$ , i.e. we rewrite  $a_1 i_1 + \dots + a_n i_n$  until it becomes of the form  $p$  times something, which imposes constraints on the  $a_i$ . The solutions are generated by  $q_1, \dots, q_k$ , which generate an ideal  $Q$  (in the cases we are interested in, it is always a principal ideal, i.e.  $Q = qP$ , for some  $q \in P$ ). Then the kernel is given by  $Q/I$  (i.e.  $qP/I$ ). However, this is isomorphic to  $Q/\langle I, p \rangle$ , since  $pq_s \in I$  for all  $s$ , which is the form in which we present the results below.

It is not hard to extend these calculations to a tensor product of complexes of the above form. In particular, all homologies are certain ideals, modded out by the ideal generated by  $I_\Gamma$  and the polynomials  $y_i - y'_i$ ,  $i = 1, 2$ , which in particular includes the polynomials  $x_i - x'_i$ ,  $i = 1, 2$  and also  $z_1 - z'_1$  in the case of the web  $\boxtimes$ . Hence, in the homology, all variables with primes are equal to the corresponding variables without the primes.

In the case of  $\boxtimes$ , we have that  $y_2 - y'_2 = t_1(z_1 - z'_1) = (y_1 - z_1)(y_1 - y'_1)$ , and straightforward computations along the lines sketched above give

$$\begin{aligned} HH_0^R(\boxtimes) &= A = \mathbb{C}[x_1, x_2, y_1, y_2, z_1] / \langle z_1^2 - y_1 z_1 + y_2 \rangle, \\ HH_{-1}^R(\boxtimes) &= \{((y_1 - z_1)g + (x_2 - y_2 - z_1(x_1 - y_1))h), g\} | g, h \in A \} \subset A\{1\} \oplus A\{3\}, \\ HH_{-2}^R(\boxtimes) &= (x_2 - y_2 - z_1(x_1 - y_1))A\{4\}. \end{aligned}$$

Note that we have  $A \cong B \oplus z_1 B$ .

Finally, in the case of  $\boxtimes$ , we obtain

$$\begin{aligned} (8) \quad HH_0^R(\boxtimes) &= B = \mathbb{C}[x_1, x_2, y_1, y_2], \\ (9) \quad HH_{-1}^R(\boxtimes) &= \{(-c(x_2 - y_2) + (cy_1 + dy_2)(x_1 - y_1), c(x_1 - y_1) + d(x_2 - y_2)) | c, d \in B\} \\ &\subset B\{1\} \oplus B\{3\}, \\ (10) \quad HH_{-2}^R(\boxtimes) &= pB\{4\}, \end{aligned}$$

where  $p = (x_2 - y_2)^2 + (x_1 - y_1)(x_1 y_2 - x_2 y_1)$ .



Now, we pass to the differentials. In our polynomial notation, in the case of the positive crossing, the maps are (up to a non-zero scalar):

$$R_{\uparrow\uparrow} \rightarrow R_{\boxtimes}\{-4\} : 1 \mapsto (x_2 + x'_2 - y_2 - y'_2) + (y_1 - x'_1)z_1 + (y'_1 - x_1)z'_1.$$

In the case of the second map ( $\boxtimes \rightarrow q^{-2}\boxtimes$ ), it is given by the coefficient of  $z_1 z'_1$  after multiplication with

$$\begin{aligned} & (-y_1^3 + 2y_1 y_2 + x'_1(y_1^2 - y_2) - x'_2 y_1 - y_1^3 + 2y'_1 y'_2 + x_1(y_1'^2 - y_2) - x_2 y'_1) \\ & + (z_1 + z'_1)(x_2 - x_1 y'_1 + y_1'^2 - y_2 + x'_2 - x'_1 y_1 + y_1^2 - y_2) + \\ & + z_1 z'_1 (x_1 + x'_1 - y_1 - y'_1). \end{aligned}$$

Recall that the elements of  $R_{\boxtimes}$  are of the form  $a + bz_1 + cz'_1 + dz_1 z'_1$ , where  $a, b, c$  and  $d$  are the polynomials only in  $x$ 's and  $y$ 's, while  $z_1^2 = y_1 z_1 - y_2$  and  $z_1'^2 = y_1' z_1' - y_2$ .

For the negative crossing, the maps are the following

$$R_{\boxtimes} \rightarrow R_{\boxtimes} : 1 \mapsto 1,$$

and

$$R_{\boxtimes} \rightarrow R_{\uparrow\uparrow}\{2\} : a + bz_1 + cz'_1 + dz_1 z'_1 \mapsto b + c + dy_1.$$

Since we are interested in the differentials in the case when the right strands are closed, in the homology all variables with primes are equal to the ones without the primes (as we explained above), and the differentials reduce to the following (again up to a non-zero scalar)

$$\begin{aligned} & \left( \begin{array}{c} \uparrow \\ \uparrow \end{array} \right) \rightarrow q^{-4} \left( \begin{array}{c} \uparrow \\ \uparrow \\ \downarrow \\ \downarrow \end{array} \right) : 1 \mapsto (x_2 - y_2) - (x_1 - y_1)z_1, \\ & \left( \begin{array}{c} \uparrow \\ \uparrow \\ \downarrow \\ \downarrow \end{array} \right) \rightarrow q^{-2} \left( \begin{array}{c} \uparrow \\ \downarrow \\ \downarrow \end{array} \right) : a + bz_1 \mapsto a(x_1 - y_1) + b(x_2 - y_2), \\ & \left( \begin{array}{c} \uparrow \\ \downarrow \\ \downarrow \end{array} \right) \rightarrow \left( \begin{array}{c} \uparrow \\ \uparrow \\ \downarrow \\ \downarrow \end{array} \right) : 1 \mapsto 1, \\ & \left( \begin{array}{c} \uparrow \\ \uparrow \\ \downarrow \\ \downarrow \end{array} \right) \rightarrow q^2 \left( \begin{array}{c} \uparrow \\ \uparrow \end{array} \right) : a + bz_1 \mapsto b, \end{aligned}$$

where  $a, b \in B$ .

Now, by straightforward computation of the homology for both positive and negative crossing in each Hochschild degree, we obtain the following simple behaviour of HHH under

the Reidemeister I move:

$$\begin{aligned} \text{HHH} \left( \begin{array}{c} \uparrow \\ \text{loop} \\ \downarrow \\ 2 \end{array} \right) &= \text{HHH} \left( \begin{array}{c} \uparrow \\ \text{strand} \\ \downarrow \\ 2 \end{array} \right), \\ \text{HHH} \left( \begin{array}{c} \uparrow \\ \text{loop} \\ \downarrow \\ 2 \end{array} \right) &= \text{HHH} \left( \begin{array}{c} \uparrow \\ \text{strand} \\ \downarrow \\ 2 \end{array} \right) \langle 2 \rangle \{-2, -2\}. \end{aligned}$$

We recall that  $\langle i \rangle$  denotes the upward shift by  $i$  in the homological degree, while  $\{k, l\}$  denotes the upward shift by  $k$  in the Hochschild degree and by  $l$  in the  $q$ -degree.

For the Reidemeister I move involving a strand labelled 1, we get a similar shift (see [3, 5], or apply the same methods as above):

$$\begin{aligned} \text{HHH} \left( \begin{array}{c} \uparrow \\ \text{loop} \\ \downarrow \\ 1 \end{array} \right) &= \text{HHH} \left( \begin{array}{c} \uparrow \\ \text{strand} \\ \downarrow \\ 1 \end{array} \right), \\ \text{HHH} \left( \begin{array}{c} \uparrow \\ \text{loop} \\ \downarrow \\ 1 \end{array} \right) &= \text{HHH} \left( \begin{array}{c} \uparrow \\ \text{strand} \\ \downarrow \\ 1 \end{array} \right) \langle 1 \rangle \{-1, -1\}. \end{aligned}$$

The overall shift in the definition of  $H_2(D)$  compensates this behaviour under the Reidemeister I moves and we get a genuine link invariant.

**6.4. Categorification of the axioms A1 and A2.** In this subsection we shall show that our construction categorifies the axioms A1 and A2 of the MOY calculus, that include the closures of the strands. The powers of  $q$  in A1 and A2 will correspond to the internal  $q$ -grading (grading of the polynomial ring), while the powers of  $t$  will correspond to the Hochschild grading.

First we focus on the A1 axiom for arbitrary  $k$ . The circle is the closure of the single strand labelled with  $k$ . Denote the graph that consists of this strand by  $\uparrow_k$ , and the variables that we associate to it by  $x_1, \dots, x_k$  (remember that in this section we assume that  $\deg x_i = 2i$ ). Then to this  $\uparrow_k$  we associate the ring  $R_{\uparrow_k} = \mathbb{C}[x_1, \dots, x_k]$ , and to its closure, the Hochschild homology  $\text{HH}(\uparrow_k)$ , which is the homology of the Koszul complex obtained by tensoring

$$0 \longrightarrow R_{\uparrow_k} \{-1, 2i-1\} \xrightarrow{0} R_{\uparrow_k} \longrightarrow 0,$$

for all  $i = 1, \dots, k$ . Hence we have

$$\text{HH}(\uparrow_k) = \bigotimes_{i=1}^k (\mathbb{C}[x_1, \dots, x_k] \oplus \mathbb{C}[x_1, \dots, x_k] \{-1, 2i-1\}),$$

which categorifies the axiom A1.

Now we consider the axiom A2. The left hand side of the axiom is the closure of the right strand of the graph that we denoted by  $\varkappa_{ij}$ . As we said previously, we are only interested in the cases when the indices  $i$  and  $j$  are from the set  $\{1, 2\}$ , and so we have four cases. Each of these cases we treat in the same way as the case of  $\varkappa_{22}$  which we dealt with in the previous subsection. We associate the variables  $x_1, \dots, x_i$  and  $x'_1, \dots, x'_i$  to the strands on the

left-hand side and the variables  $y_1, \dots, y_j$  and  $y'_1, \dots, y'_j$  to the strands on the right-hand side, and compute the homology (that we denote by  $HH^R(\chi_{ij})$ ) of the tensor product of the Koszul complexes

$$0 \longrightarrow R_{\chi_{ij}}\{-1, 2l-1\} \xrightarrow{y_l - y'_l} R_{\chi_{ij}} \longrightarrow 0,$$

for  $l = 1, \dots, j$ . In the remaining part of the graph, the variables  $y$  don't appear again, while as before, in the  $HH^R(\chi_{ij})$  we have that  $x_l = x'_l$ , for all  $l = 1, \dots, i$ . Finally, the right hand side of the axiom A2 is  $\uparrow_i$  to which we associate the variables  $x_1, \dots, x_i$ , and consequently the ring  $R_{\uparrow_i} = \mathbb{C}[x_1, \dots, x_i]$ .

Now, in the four cases we are interested in, the homologies are the following:

$i = j = 1$  : The corresponding ring in this case is  $R_{\chi_{11}} = \mathbb{C}[x_1, x'_1, y_1, y'_1] / \langle x_1 + y_1 - x'_1 - y'_1, x_1 y_1 - x'_1 y'_1 \rangle$ , while  $HH^R_{\chi_{11}}$  is the homology of the complex

$$0 \longrightarrow R_{\chi_{11}}\{-1, 1\} \xrightarrow{y_1 - y'_1} R_{\chi_{11}} \longrightarrow 0.$$

Direct computation of this homology gives

$$\begin{aligned} HH^R_0(\chi_{11}) &= \mathbb{C}[x_1, y_1], \\ HH^R_{-1}(\chi_{11}) &= (x_1 - y_1)\mathbb{C}[x_1, y_1]\{1\}, \end{aligned}$$

which categorifies A2 in this case.

$i = 2, j = 1$  : The corresponding ring in this case is  $R_{\chi_{21}} = \mathbb{C}[x_1, x_2, x'_1, x'_2, y_1, y'_1] / \langle x_1 + y_1 - x'_1 - y'_1, x_1 y_1 + x_2 - x'_1 y'_1 - x'_2, x_2 y_1 - x'_2 y'_1 \rangle$ , while  $HH^R_{\chi_{21}}$  is the homology of the complex

$$0 \longrightarrow R_{\chi_{21}}\{-1, 1\} \xrightarrow{y_1 - y'_1} R_{\chi_{21}} \longrightarrow 0.$$

Then we have

$$\begin{aligned} HH^R_0(\chi_{21}) &= \mathbb{C}[x_1, x_2, y_1], \\ HH^R_{-1}(\chi_{21}) &= (x_2 - x_1 y_1 + y_1^2)\mathbb{C}[x_1, x_2, y_1]\{1\}, \end{aligned}$$

as wanted.

$i = 1, j = 2$  : The corresponding ring in this case is  $R_{\chi_{12}} = \mathbb{C}[x_1, x'_1, y_1, y_2, y'_1, y'_2] / \langle x_1 + y_1 - x'_1 - y'_1, x_1 y_1 + y_2 - x'_1 y'_1 - y'_2, x_1 y_2 - x'_1 y'_2 \rangle$ , while  $HH^R_{\chi_{12}}$  is the homology of the complex obtained by tensoring

$$0 \longrightarrow R_{\chi_{12}}\{-1, 1\} \xrightarrow{y_1 - y'_1} R_{\chi_{12}} \longrightarrow 0,$$

and

$$0 \longrightarrow R_{\chi_{12}}\{-1, 3\} \xrightarrow{y_2 - y'_2} R_{\chi_{12}} \longrightarrow 0.$$

Thus, we obtain

$$\begin{aligned} HH_0^R(\mathcal{X}_{12}) &= \mathbb{C}[x_1, y_1, y_2], \\ HH_{-1}^R(\mathcal{X}_{12}) &= \{(c(x_1 - y_1) + dy_2, -c + dx_1) \mid c, d \in \mathbb{C}[x_1, y_1, y_2]\} \\ &\quad \subset \mathbb{C}[x_1, y_1, y_2]\{1\} \oplus \mathbb{C}[x_1, y_1, y_2]\{3\}, \\ HH_{-2}^R(\mathcal{X}_{12}) &= (x_1^2 - x_1y_1 + y_2)\mathbb{C}[x_1, y_1, y_2]\{4\}, \end{aligned}$$

which categorifies A2 in this case.

$i = j = 2$ : This case we have already computed in the previous subsection, in the formulas (8)-(10), which gives the categorification of A2 in this case.

## 7. CONJECTURES ABOUT THE HIGHER FUNDAMENTAL REPRESENTATIONS

Ideas similar to the ones in this paper will probably work for link components labelled with arbitrary MOY labels.

First of all, to the open MOY web  $\Gamma$  we associate the bimodule  $\widehat{\Gamma}$  in the same way. In order to define the resolutions for the crossings, in principal one only has to know which maps to associate to the zip, the unzip, the digon creation and the digon annihilation. For the zip and the unzip our candidates are given in the following definition.

**Definition 7.1.** We define the linear maps

$$\mu_{ij}: \widehat{\mathcal{X}}_{ij} \rightarrow \widehat{\mathcal{H}}_{ij} \quad \text{and} \quad \Delta_{ij}: \widehat{\mathcal{H}}_{ij} \rightarrow \widehat{\mathcal{X}}_{ij}$$

by

$$\mu_{ij}(a \otimes b) = ab$$

and

$$\Delta_{ij}(1) = \sum_{\substack{\alpha = (\alpha_1, \dots, \alpha_i) \\ j \geq \alpha_1 \geq \dots \geq \alpha_i \geq 0}} (-1)^{|\alpha|} \pi_\alpha \otimes \pi'_{\bar{\alpha}^*},$$

where  $\bar{\alpha}^*$  is the conjugate partition of the complementary partition  $\alpha^* = (j - \alpha_i, \dots, j - \alpha_1)$ , and  $\pi_\alpha$  (respectively  $\pi'_\beta$ ) is the Schur polynomial in the first  $i$  variables (respectively, last  $j$  variables). The conjugate (dual) partition of the partition  $\beta = (\beta_1, \dots, \beta_k)$ , is the partition  $\bar{\beta} = (\bar{\beta}_1, \bar{\beta}_2, \dots)$ , where  $\bar{\beta}_j = \#\{i \mid \beta_i \geq j\}$ .

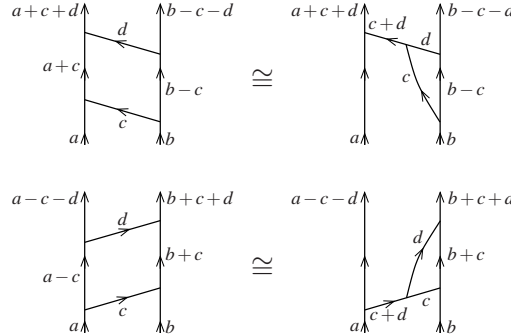
The proof of the following lemma will be part of a forthcoming paper:

**Lemma 7.2.**  $\mu_{ij}$  and  $\Delta_{ij}$  are  $R_{ij}$ -bimodule maps.

Note that the lemma above implies that  $\Delta_{ij}$  is the coproduct in the commutative Frobenius extension  $H_{U_{(i+j)}}^*(G(i, i+j))$  with respect to the trace defined by  $\text{tr}(\pi_{j \dots j}) = 1$ .

The digon creation and annihilation maps are deduced from Lemma 3.1.

Before we explain the complexes that we associate to the crossings, we call attention to the following isomorphisms.



To each positive crossing such that  $i \leq j$  we associate a complex of resolutions (see Figure 16)

$$\widehat{\Gamma}_0\{i(i+1)\} \xrightarrow{d_0^+} \widehat{\Gamma}_1\{(i-1)i\} \xrightarrow{d_1^+} \widehat{\Gamma}_2\{(i-2)(i-1)\} \xrightarrow{d_2^+} \dots \xrightarrow{d_{i-1}^+} \widehat{\Gamma}_i,$$

where we put  $\widehat{\Gamma}_i$  in the homological degree 0. Our candidates for the differentials are indicated in Figure 17. Note that we have used the isomorphisms above.

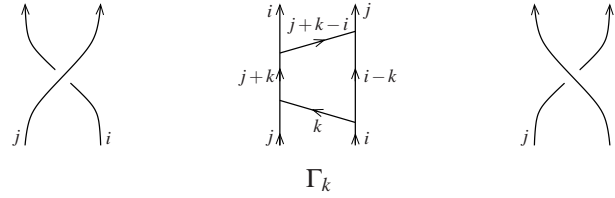


Figure 16: A positive crossing, the web  $\Gamma_k$ , and a negative crossing

To negative crossings with  $i \leq j$ , we associate the following complex of bimodules:

$$\widehat{\Gamma}_i\{-2ij\} \xrightarrow{d_0^+} \widehat{\Gamma}_{i-1}\{-2ij\} \xrightarrow{d_1^+} \widehat{\Gamma}_{i-2}\{2-2ij\} \xrightarrow{d_2^+} \dots \xrightarrow{d_{i-1}^+} \widehat{\Gamma}_0\{(i-1)i-2ij\},$$

where again we put the resolution  $\widehat{\Gamma}_i$  in the homological degree 0. The differentials are obtained by inverting all arrows in the Figure 17.

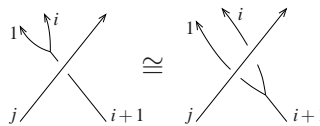
In the case when  $i < j$ , by looking at the picture from the “other side of the paper” (i.e. by rotation around the  $y$ -axis), we obtain the crossing of the above form.

The following lemma is hard to prove directly, as one has to check the statement for a lot of generators. However in a subsequent paper we will prove this conjecture using a different technique.

**Conjecture 1.**  $d_{k+1}^\pm d_k^\pm = 0$ , for all  $0 \leq k \leq i-2$ .

The other tricks remain largely the same. The crucial conjecture to prove is

**Conjecture 2.** We have the homotopy equivalence



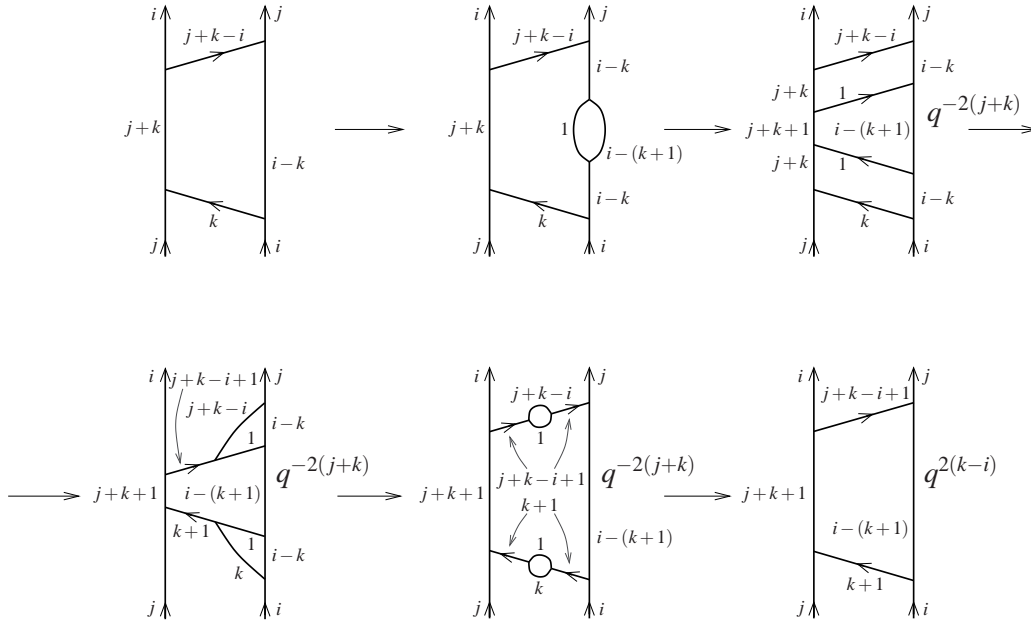


Figure 17: The definition of the differentials

**Acknowledgements** The authors thank Mikhail Khovanov and Catharina Stroppel for helpful conversations on the topic of this paper.

The authors were supported by the Fundação para a Ciência e a Tecnologia (ISR/IST pluri-annual funding) through the programme “Programa Operacional Ciência, Tecnologia, Inovação” (POCTI) and the POS Conhecimento programme, cofinanced by the European Community fund FEDER. Marko Stosic is also partially supported by the Ministry of Science of Serbia, project 144032.

#### REFERENCES

- [1] W. Fulton, *Equivariant cohomology in algebraic geometry*, Eilenberg lectures, Columbia University, spring 2007, available at <http://www.math.lsa.umich.edu/~dandersn/eilenberg/>.
- [2] S. Gukov, A. Iqbal, C. Kozcaz, C. Vafa, Link Homologies and the Refined Topological Vertex, preprint 2007, arXiv:0705.1368.
- [3] M. Khovanov, Triply-graded link homology and Hochschild homology of Soergel bimodules, *Int. J. Math.* 18(8):869-885, 2007.
- [4] M. Khovanov and L. Rozansky, Matrix factorizations and link homology, *Fund. Math.* 199(1):1-91, 2008.
- [5] M. Khovanov and L. Rozansky, Matrix factorizations and link homology II, *Geom. Topol.* 12:1387-1425, 2008.
- [6] M-J. Jeong and D. Kim, Quantum  $sl(n, \mathbb{C})$  link invariants, preprint 2005, arXiv:math/0506403v2 [math.GT].
- [7] H. Murakami, T. Ohtsuki, S. Yamada, HOMFLY-PT polynomial via an invariant of colored plane graphs, *Enseign. Math.* (2) 44: 325-360, 1998.
- [8] J. Rasmussen, Some differentials on Khovanov-Rozansky homology, preprint 2006, arXiv:math/0607544v2 [math.GT].

- [9] B. Webster, G. Williamson, A geometric model for Hochschild homology of Soergel bimodules, *Geom. Topol.* 12:1243-1263, 2008.
- [10] H. Wu, Matrix factorizations and colored MOY graphs, preprint 2008, arXiv:0803.2071v3 [math.GT].
- [11] Y. Yonezawa, Matrix factorizations and intertwiners of the fundamental representations of quantum group  $U_q(\mathfrak{sl}_n)$ , preprint 2008, arXiv:0806.4939v1 [math.QA].

DEPARTAMENTO DE MATEMÁTICA, UNIVERSIDADE DO ALGARVE, CAMPUS DE GAMBELAS, 8005-139 FARO, PORTUGAL AND CAMGSD, INSTITUTO SUPERIOR TÉCNICO, AVENIDA ROVISCO PAIS, 1049-001 LISBOA, PORTUGAL

*E-mail address:* mmackaay@ualg.pt

INSTITUTO DE SISTEMAS E ROBÓTICA AND CAMGSD, INSTITUTO SUPERIOR TÉCNICO, AVENIDA ROVISCO PAIS, 1049-001 LISBOA, PORTUGAL

*E-mail address:* mstosic@math.ist.utl.pt

DEPARTAMENTO DE MATEMÁTICA, UNIVERSIDADE DO ALGARVE, CAMPUS DE GAMBELAS, 8005-139 FARO, PORTUGAL AND CAMGSD, INSTITUTO SUPERIOR TÉCNICO, AVENIDA ROVISCO PAIS, 1049-001 LISBOA, PORTUGAL

*E-mail address:* pfortevaz@ualg.pt