

The Brown Dwarf Kinematics Project (BDKP) I. Proper Motions and Tangential Velocities for a Large Sample of Late-type M, L and T Dwarfs

Jacqueline K. Faherty^{1,3}, Adam J. Burgasser², Kelle L. Cruz^{4,6}, Michael M. Shara¹,
Frederick M. Walter³, and Christopher R. Gelino⁵

ABSTRACT

We report proper motion measurements for 427 late-type M, L and T dwarfs, 332 of which have been measured for the first time. Combining these new proper motions with previously published measurements yields a sample of 841 M7-T8 dwarfs. We combined parallax measurements or calculated spectrophotometric distances and computed tangential velocities for the entire sample. We find that kinematics for the full and volume-limited 20 pc samples are consistent with those expected for the Galactic thin disk, with no significant differences between late-type M, L, and T dwarfs. Applying an age-velocity relation we conclude that the average kinematic age of the 20 pc sample of ultracool dwarfs is older than recent kinematic estimates and more consistent with age results calculated with population synthesis models. There is a statistically distinct population of high tangential velocity sources ($V_{tan} > 100 \text{ km s}^{-1}$) whose kinematics suggest an even older population of ultracool dwarfs belonging to either the Galactic thick disk or halo. We isolate subsets of the entire sample, including low surface-gravity dwarfs, unusually blue L dwarfs, and photometric outliers in $J - K_s$ color and investigate their kinematics. We find that the spectroscopically distinct class of unusually blue L dwarfs has kinematics clearly consistent with old age, implying that high surface-gravity and/or low metallicity may be relevant to their

¹Department of Astrophysics, American Museum of Natural History, Central Park West at 79th Street, New York, NY 10034; jfaherty@amnh.org

²Massachusetts Institute of Technology, Kavli Institute for Astrophysics and Space Research, Building 37, Room 664B, 77 Massachusetts Avenue, Cambridge, MA 02139

³Department of Physics and Astronomy, Stony Brook University Stony Brook, NY 11794-3800

⁴Astronomy Department, California Institute of Technology, Pasadena, CA 91125

⁵Spitzer Science Center, California Institute of Technology, Pasadena, CA 91125

⁶Spitzer Postdoctoral Fellow

spectral properties. The low surface-gravity dwarfs are kinematically younger than the overall population, and the kinematics of the red and blue ultracool dwarfs suggest ages that are younger and older than the full sample, respectively. We also present a reduced proper motion diagram at 2MASS K_s for the entire population and find that a limit of $H_{K_s} > 18$ excludes M dwarfs from the L and T dwarf population regardless of near-infrared color, potentially enabling the identification of the coldest brown dwarfs in the absence of color information.

Subject headings: Astrometry– stars: low-mass– brown dwarfs– stars: fundamental parameters

1. INTRODUCTION

Kinematic analyses of stars have played a fundamental role in shaping our picture of the Galaxy and its evolution. From early investigations (e.g. Schwarzschild 1908, Lindblad 1925, and Oort 1927) where the large scale structure of the Galactic disk was first explored, through more recent investigations (e.g. Gilmore & Reid 1983, Gilmore et al. 1989, Dehnen & Binney 1998, Famaey et al. 2005) where the structure of the Galaxy was refined to include a thick disk and prominent features such as streams, moving groups, and superclusters, kinematics have played a vital role in understanding the Galactic origin, evolution, and structure. Combining kinematics with spectral features, several groups have mapped out ages and metallicities for nearby F,G,K, and M stars (e.g. Nordström et al. 2004). The ages of these stars have become an important constraint on the Galactic star formation history and their kinematics have become a vital probe for investigating membership in the young thin disk, intermediate aged thick disk or older halo portion of the Galaxy.

One population that has yet to have its kinematics exploited is the recently discovered population of very low-mass ultracool dwarfs (UCDs). These objects, which include those that do not support stable hydrogen fusion (Kumar 1962; Hayashi & Nakano 1963), occupy the late-type M through T dwarf spectral classifications (e.g., Kirkpatrick 2005, and references therein). UCDs emit the majority of their light in the infrared and thus were only discovered in large numbers with the advent of wide-field near-infrared imaging surveys such as the Two Micron All Sky Survey (hereafter 2MASS; Skrutskie et al. 2006), the Deep Infrared Survey of the Southern Sky (hereafter DENIS; Epchtein et al. 1997) and the Sloan Digital Sky Survey (hereafter SDSS; York et al. 2000). Their very recent discovery has largely precluded astrometric measurements which require several-year baselines to produce useful measurements. Therefore, while UCDs appear to be comparable in number to stars (e.g., Reid et al. 1999), their role in the structure of the Galaxy has yet to be explored.

In addition, the thermal evolution of brown dwarfs (the lowest temperature ultracool dwarfs) implies that there is no direct correlation between spectral type and mass, leading to a mass/age degeneracy which makes it difficult to study the mass function and formation history of these objects. While some benchmark sources (e.g. cluster members, physical companions to bright stars) have independent age determinations, and spectroscopic analyses are beginning to enable individual mass and age constraints (e.g. Burgasser et al. 2006a; Saumon et al. 2007, Mohanty et al. 2004), the majority of brown dwarfs are not sufficiently characterized to break this degeneracy. Kinematics can be used as an alternate estimator for the age of the brown dwarf population.

Moreover, kinematics can also be used to characterize subsets of UCDs. With hundreds of UCDs now known¹, groupings of peculiar objects - sources whose photometric or spectroscopic properties differ consistently from the majority of the population - are becoming distinguishable. Currently defined subgroups of late-type M, L and T dwarfs include 1) low surface-gravity, very low-mass objects (e.g. McGovern et al. 2004, Kirkpatrick et al. 2006, Allers et al. 2007, Cruz et al. 2007), 2) old, metal-poor ultracool subdwarfs (e.g. Burgasser et al. 2003a, Lépine et al. 2003, Gizis & Harvin 2006, Burgasser et al. 2007b), 3) unusually blue L dwarfs (hereafter UBLs; e.g. Cruz et al. 2003, Cruz et al. 2007; Knapp et al. 2004, Chiu et al. 2006), and 4) unusually red and possibly dusty L dwarfs (e.g. Looper et al. 2008; McLean et al. 2003). While observational peculiarities can overlap between these groups (e.g. both young and dusty L dwarfs can be unusually red), they appear to encompass objects with distinct physical traits (e.g., mass, age, composition, and cloud properties) so they are important for drawing a connection between observational characteristics and intrinsic physical properties. Kinematics can be used to investigate the underlying physical causes for the peculiarities of these groups.

In the past decade a number of groups have conducted astrometric surveys of UCDs, including subsets of low mass objects (e.g. Vrba et al. 2004, Dahn et al. 2002, Gizis et al. 2000, Tinney et al. 2003, Schmidt et al. 2007, Jameson et al. 2007, Osorio et al. 2007, and West et al. 2008, 2006). We have initiated the Brown Dwarf Kinematics Project (BDKP) which aims to measure the positions and 3D velocities of all known L and T dwarfs within 20 pc of the Sun and selected sources of scientific interest at larger distances (e.g. low surface-gravity dwarfs, subdwarfs). In this article we add 332 new proper motion measurements and combine all published proper motion measurements and distance estimates into a uniform sample to examine the ultracool dwarf population as a whole. Section 2 of this paper outlines the observed sample and describes how proper motion measurements were made. Section 3 discusses the expanded sample and how distances and V_{tan} measurements were calculated.

¹An up-to-date list of known L and T dwarfs is maintained by C. Gelino, D. Kirkpatrick and A. Burgasser at <http://www.dwarfarchives.org>

Section 4 examines the full astrometric sample and subsets. Section 5 reviews the high tangential velocity objects in detail. Finally, section 6 applies an age-velocity relation and examines resultant ages of the full sample and red/blue outliers.

2. OBSERVATIONS AND PROPER MOTION MEASUREMENTS

2.1. *Sample Selection*

Our goal is to re-image all known late-type M, L, and T dwarfs to obtain accurate uniformly measured proper motions for the entire ultracool dwarf population. In our sample we focused on the lowest temperature L and T dwarfs that were lacking proper motion measurements or whose proper motion uncertainty was larger than 40 mas/yr. We gave high priority to any dwarf that was identified as a low surface-gravity object in the literature. Our sample was created from 634 L and T dwarfs listed on the Dwarf Archives website as well as 456 M7-M9.5 dwarfs gathered from the literature (primarily from Cruz et al. 2003, 2007). The sample stayed current with the Dwarf Archives website through April 2008. Figure 1 shows the histogram of spectral type distributions for the entire sample. The late-type M and early-type L dwarfs clearly dominate the ultracool dwarf population. Plotted in that figure is the current distribution of objects with proper motion values and the distribution of objects for which we report new proper motions. To date we have re-imaged 427 objects. As of June 2008 and including all of the measurements reported in this article, 570 of the 634 known L and T dwarfs and 277 of the 456 late-type M dwarfs in our sample have measured proper motions.

2.2. *Data Acquisition and Reduction*

Images for our program were obtained using three different instruments and telescopes in the northern and southern hemispheres. Table 1 lists the instrument properties. For the northern targets the 1.3m telescope at MDM with the TIFKAM IR imager in J band was used. For the southern targets the 0.9m and 1.5m telescopes at CTIO with the CFIM optical imager in I band and the CPAPIR wide field-IR imager in J band (respectively) were used. The CTIO data were acquired through queue observing on 11 nights in March, September and December 2007, and standard user observing on 9 nights in January 2008. The MDM targets were imaged on five nights in November 2007 and 7 nights in April 2008. Objects were observed as close to the meridian as possible up to an airmass of 1.80, and with seeing no greater than 2.5" FWHM. Exposure times varied depending on the target and the

instrument. For CPAPIR the exposure times ranged over 15–40s with 4 co-adds per image and a five-point dither pattern. At MDM the exposure times ranged over 30–120s with up to 6 co-adds per image and a three to five-point dither pattern. For the 0.9m observations the exposure times ranged over 180–1800s per image with no co-adds and a three-point dither pattern. The dither offset between positions with each instrument was $10''$.

All data were processed in a similar manner using standard IRAF and IDL routines. Domeflats were constructed in the J or I band. CPAPIR and CFIM domeflats were created from 10 images illuminated by dome lamps, and TIFKAM domeflats were created by subtracting the median of 10 images taken with all dome lights off from the median of 10 images taken with the dome lights on. A dark image constructed from 25 images taken with the shutter closed was used to map the bad pixels on the detector. Domeflats were then dark subtracted and normalized. Sky frames were created for each instrument by median-combining all of the science data taken on a given night. Science frames were first flat-fielded, then sky-subtracted. Individual frames were shifted and stacked to form the final combined images.

2.3. *Calculating Proper Motions*

The reduced science frames were astrometrically calibrated using the 2MASS Point Source catalogue. 2MASS astrometry is tied to the TYCHO 2 positions and the reported astrometric accuracy varies from source to source. In general the positions of 2MASS sources in the magnitude range $9 < K_s < 14$ are repeatable to 40-50 mas in both RA and DEC.

Initial astrometry was fit by inputting a 2x2 transformation matrix containing astrometry parameters which were first calculated from one image in which two stars with known 2MASS RA and DEC values and second epoch X,Y pixel positions were known. The reference RA, DEC and pixel values were first set to the pointing RA and DEC values and the center of the chip respectively.

RA and DEC values for all stars in the field were then imported from the 2MASS point source catalogue and converted to X,Y pixel positions using the initial astrometric parameters. We worked in X,Y positions of the second epoch image so we could overplot point source positions on an image and visually check that we converged upon a best fit solution. We detected point sources on the second epoch image with a centroiding routine which used a detection threshold of 5 sigma above the background. We matched the 2MASS X,Y positions to the second epoch positions by cross-correlating the two lists. We refined the astrometric solution by a basic six parameter, least-squares, linear transformation where

we took the positions from the 2MASS image (X_1, Y_1) and the positions from the second epoch image (X_0, Y_0) and solved for the new X,Y pixel positions of the second epoch image in the 2MASS frame. Due to the large field of view, we checked for higher order terms in the CPAPIR images and found no significant terms. The following equations were used:

$$X = x_{2o} + A(X_1 - X_0) + B(Y_1 - Y_0) \quad (1)$$

$$Y = y_{2o} + C(X_1 - X_0) + D(Y_1 - Y_0) \quad (2)$$

where x_{2o} and y_{2o} were set to the center of the field, A, B, C, D solve for the rotation and plate scale in the two coordinates.

The sample of stars used to compute the astrometric solution for each image were selected according to the following criteria:

1. Only stars in the 2MASS J magnitude range $12 < J < 15$ were used, as objects in this intermediate magnitude range transformed with the smallest residuals from epoch to epoch.
2. The solution reference stars were required to transform with total absolute residuals against 2MASS of < 0.2 pixels. From testing with images taken consecutively using each instrument, the best astrometric solution always generated between 0.1 and 0.2 pixel average residuals. Therefore the stars used to calculate the solution were required to fall in or below that range.

As the solution was iterated, the residuals were examined at each step, and stars that did not fit the above criteria were removed. For CPAPIR, the process converged on a solution that had between 100 and 200 reference stars with average residuals < 0.15 pixels. TIFKAM and CFIM have smaller fields of view (~ 6 arcmin and ~ 5 arcmin respectively as opposed to 35 arcmin for CPAPIR) so there were far fewer stars to work with. For these imagers the process converged on a solution that had between 15 and 60 reference stars. The astrometric solution was required to converge with no less than 15 reference stars and when this criterion could not be met, the other two criteria above were relaxed. As a result TIFKAM and CFIM had slightly larger residuals on the astrometric solution (average residuals < 0.25 pixels).

Once an astrometric solution was calculated, final second epoch positions were computed using a Gaussian fit for each 2MASS X,Y position on an image. For the science target, a visual check was employed to ensure that it had been detected and X,Y positions were manually input for the Gaussian fit. Final X,Y positions were then converted back into RA and DEC values using the best astrometric solution and the proper motion was calculated using the positional offset and time difference between the second epoch image and 2MASS.

The residuals of the astrometric solution were converted into proper motion uncertainties by multiplying by the plate scale of the instrument and then dividing by the epoch difference. The baselines ranged from 6-10 years and our astrometric uncertainties range from 5 to 50 mas/yr. Positional uncertainties for each source were also calculated by comparing the residuals of transforming the X,Y position for our target over consecutive dithered images. These uncertainties are dominated by counting statistics with the high S/N sources having negligible positional uncertainties compared to the uncertainties in the astrometric solution. We added the positional and astrometric solution uncertainties in quadrature to determine the total proper motion uncertainty. Figure 2 shows the distribution of proper motion uncertainties and baselines for all new proper motion measurements reported in this paper. The median uncertainty was 18 mas/yr.

Of the 427 proper motion measurements we report in this paper, 332 are presented here for the first time. Twelve objects were purposely remeasured with multiple instruments as a double check on the accuracy of the astrometric solution, and 42 objects were remeasured to refine the proper motion uncertainties. Thirty-two measurements were published in Jameson et al. (2007)-hereafter J07-, and 11 in Caballero (2007) while our observations were underway. The proper motion measurements presented in this paper agree to better than 2σ in 84 of the 97 cases of objects with prior measurements. Table 4 lists those cases where the proper motions are discrepant by more than 2σ with a published value. For nine of the objects, there is a third (fourth or fifth) measurement by an independent group with which we are in good agreement. We are discrepant with six objects reported in Deacon et al. (2005) but we note that there are no position angle uncertainties reported for these objects in that catalogue therefore we cannot fully assess the accuracy of the proper motion components. The difference in proper motion for 2MASSW J1555157-095605 is quite large ($> 1''/\text{yr}$ difference) but there are two other measurements for this object with which we are in close agreement. We have examined all of the discrepant proper motion images carefully and see no artifacts that could have skewed our measurements. Figure 3 compares the proper motion component measurements from this paper with those from the literature for objects with $\mu < 0.5''/\text{yr}$ and $\mu_{err} < 0.1''/\text{yr}$. With $\sim 90\%$ agreement with published results, this indicates that the 332 new measurements are robust. Table 2. contains all new measurements reported in this article, and Table 3. contains the astrometric measurements for the full sample.

3. DISTANCES, TANGENTIAL VELOCITIES, AND REDUCED PROPER MOTION

3.1. *Expanded Sample*

We extended our observational sample to include published late-type M, L, and T dwarfs with proper motion measurements yielding a full combined sample containing 841 objects. Thirty-three percent of ultracool dwarfs in the full sample have multiple proper motion measurements. In these cases we chose the measurement with the smallest uncertainty for our kinematic analysis, typically objects from high precision astrometric surveys such as Vrba et al 2004 or Dahn et al 2002. If there was a value discrepant by more than 2σ amongst multiple measurements (> 2) for an object then regardless of uncertainty we defaulted to the numbers that were in agreement and chose the one with the smaller uncertainty. Otherwise, if there was a discrepancy and only two measurements, we quoted the one that had the smaller uncertainty and made note of it during the analysis.

3.2. *Distances and Tangential Velocities*

True space velocities are a more fundamental measure of an object’s kinematics than apparent angular motions, so proper motions for the complete sample were converted to tangential velocities using astrometric or spectrophotometric distances. As of January 2008, only 79 of the 634 L and T dwarfs and 64 of the 456 late-type M dwarfs in our sample had published parallax measurements. Therefore to include the other 83% of L and T dwarfs and 87% of late-type M dwarfs in a population analysis, published absolute magnitude/spectral type relations were used for calibrating distances. Dahn et al. (2002) and Vrba et al. (2004) both showed that M_J is well correlated with spectral type for late-type M, L, and T dwarfs (see also West et al. 2005, and Covey et al. 2007). Since the initial relations were published several investigators have revised the absolute magnitude/spectral type relation after including new measurements and removing resolved binaries. In this paper, the distances for the M7-L4.5 dwarfs were calculated using the absolute 2MASS J magnitude/spectral type relation in Cruz et al. (2003) and the distances for the L5 –T8 dwarfs were calculated using the absolute MKO K magnitude/spectral type relation in Burgasser (2007)². Both optical

²The coefficients of this polynomial relation reported in Burgasser (2007) did not list sufficient significant digits, yielding a slightly different numerical relation than that used in the paper’s analysis. The coefficients as defined should be $\{c_i\} = [10.4458, 0.232154, 0.0512942, -0.0402365, 0.0141398, -0.00227108, 0.000180674, -6.98501e-06, 1.05119e-07]$, where $M_K = \sum_{i=0}^6 c_i \text{SpT}^i$ and $\text{SpT}(T0) = 10$, $\text{SpT}(T5) = 15$, etc.

and near-IR spectral types are reported for ultracool dwarfs. For late-type M through the L dwarfs, we use the optical spectral type in the distance relation when available but use near-IR spectral types when no optical spectral types are reported. We use the near-IR spectral type in the distance relation for all T dwarfs. The Cruz et al. (2003) relation was derived for the 2MASS magnitude system, while the Burgasser (2007) relation was derived using the MKO system. In reporting distances we maintain the magnitude system for which the relation was calculated, converting a 2MASS magnitude to an MKO magnitude or vice versa using the relation in Stephens & Leggett (2004) when necessary. The most recent precision photometry for many L and T dwarfs (e.g. Knapp et al 2004; Chiu et al. 2006, 2008) are reported on the MKO system; yet the majority of objects explored in this paper have measured 2MASS magnitudes. We convert MKO filter measurements to the 2MASS system when available using the conversion relations of Stephens & Leggett (2004) so all of the ultracool dwarf photometry in Table 3 is reported on the 2MASS system.

The uncertainty in the derived distance is dominated by the uncertainty in the spectral type (the photometric uncertainties are typically between 0.02-0.1 mag whereas the spectral type uncertainties are typically 0.5-1.0). This leads to a systematic over- or underestimation of distance of up to 30%. Therefore the kinematic results presented in this paper are largely sensitive to the reliability of the spectrophotometric distances used to calculate V_{tan} . Furthermore, unresolved multiplicity leads to an underestimation of distance. Recent work has shown that roughly 20% of ultracool dwarfs are likely to be binary (Allen 2007, Reid et al. 2008), and this fraction may be even higher across the L dwarf/T dwarf transition (Burgasser et al. 2006b). Seven percent (56) of the dwarfs analyzed in this paper are known to be close binaries and of these, most appear to be near equal-mass/equal brightness (e.g. Bouy et al. 2003; Burgasser et al. 2006b). For these objects we use the distances quoted in the binary discovery papers where the contribution of flux from the secondary was included in the distance estimate. Any remaining tight binaries probably constitute no more than 10-20% of the sample and the contamination of their inclusion in the kinematic analysis is relatively small.

3.3. *Reduced Proper Motion Diagram*

A reduced proper motion diagram is a useful tool for distinguishing between kinematically-distinct stellar and substellar populations. This parameter was used extensively in early high proper motion catalogues to explore Galactic structure (Luyten 1973). Proper motion is used as a proxy for distance measurements following the expectation that objects with large proper motions will be nearest to the Sun. The definition is analogous to that of absolute magnitude:

$$H = m + 5.0 + 5.0 \log_{10}(\mu) \quad (3)$$

or

$$H = M + 5.0 \log_{10}(V_{tan}) - 3.38 \quad (4)$$

where m and M are the apparent and absolute magnitudes (respectively), V_{tan} is measured in km/s and μ is measured in "/yr.

We can use reduced proper motion to search for the lowest temperature objects. In Figure 4, we show the reduced proper motion at K_s for our astrometric sample. We find that below an H_{K_s} of 18 there are only L and T dwarfs regardless of near-IR color. Since the discovery of the first brown dwarfs, near-IR color selection has been the primary technique for identifying strong candidates. But because M dwarfs dominate photometric surveys (they are bright, nearby and found in large numbers), near-IR color cut-offs were administered to maximize the L and T dwarfs found in searches. These cut-offs have caused a gap in the near-IR color distribution of the brown dwarf population, particularly around $J - K_s$ of 1 where early-type T dwarfs and metal weak L dwarfs are eliminated along with M dwarfs. A reduced proper motion diagram with the cut-off limit cited above allows a search which eliminates the abundant M dwarfs and probes the entire range of $J - K_s$ colors for the ultracool dwarf population.

Note that, while our cut-off limits are good guidelines for segregating the coolest temperature dwarfs within the ultracool dwarf population, there is likely to be contamination in selected regions of the sky from relatively rare ultracool subdwarfs and cool white dwarfs, which are nonetheless of scientific interest.

4. ANALYSIS

4.1. *Kinematic Characteristics of the Ultracool Dwarf Population*

The ultracool dwarfs analyzed in this paper have a range of proper motion values from 0.01–4.7"/yr and a range of proper motion uncertainties from 0.0002 – 0.3 "/yr. While one of our goals is to refine proper motion measurements of ultracool dwarfs to have uncertainties < 40 mas/yr, there are still 86 or 10% that have larger errors. Since the uncertainty in V_{tan} is generally dominated by the uncertainty in distance (see subsection 3.2 above) we make no restrictions on the accuracy of the proper motion measurements used in the kinematic analysis. The median 1σ detection limit for proper motion measurements in this paper was 18 mas/yr (see Figure 2). We use this number as a proxy for the L and T dwarfs (where we are looking at all known field objects as opposed to the late-type M dwarfs where we are

looking at only a subset) to determine the percentage of objects with appreciable motion. We find that 32 move slower than our 2σ detection limit and ten of those are at or below our 1σ limit. This indicates that according to our astrometric standard, less than 6% of L and T dwarfs have no appreciable motion. Conversely, 32 objects (or 6% of the population) move faster than $1.0''/\text{yr}$ making them some of the fastest proper motion objects known. As late-type dwarfs are intrinsically quite faint and have only been detected at nearby distances (generally ≤ 60 pc), the high proper motion values measured are not surprising. Using the median proper motion values listed in Table 5 as a proxy, we can also conclude that at least half or more of the brown dwarf population would be easily detectable on a near-IR equivalent of Luyten’s 2-tenth catalog (Luyten 1979) where the limiting proper motion was $\sim 0.15''/\text{yr}$.

Table 5 lists the average proper motion values and photometric data for the entire population binned by spectral type. There is a trend within these data for larger proper motion values with increasing spectral type. This is clearest within the L0-L9 population where the sample is largest. We further bin this group into thirds to compare a statistically significant sample. We examine the L0-L2, L3-L5, and L6-L9 populations and find the median proper motion values increase as (0.174, 0.223, 0.289) $''/\text{yr}$. This trend most likely reflects the fact that earlier type sources are detected to further distances. Indeed when we examine the median distance values for these same groupings we find values of (31, 27, 20) pc respectively.

4.2. Kinematics of Full and 20pc Samples

We have conducted our kinematic analysis on two samples: the full astrometric sample and the 20 pc sample. Figure 5 shows the distance distribution for all ultracool dwarfs regardless of proper motion measurements to demonstrate the pertinence of the 20 pc sample. In this figure, both the late-type M and L dwarfs diverge from an $N \propto d^3$ density distribution around 20 pc. The T dwarfs diverge closer to 15 pc. Within the literature (e.g Cruz et al. 2003) complete samples to 20 pc have been reported through mid-type L dwarfs so we use this distance in order to establish a volume-limited kinematic sample. We also examine the two samples with and without objects with $V_{tan} > 100 \text{ km s}^{-1}$ in order to remove extreme outliers that may comprise a different population.

Tables 6 - 7 contain the mean kinematic properties for the 20 pc sample and the full astrometric sample respectively. Figure 6 shows V_{tan} vs. spectral type for both samples. As demonstrated in Figure 6, we find no difference between the two samples, with median V_{tan} values of 26 km s^{-1} and 29 km s^{-1} and σ_{tan} values of 23 km s^{-1} and 25 km s^{-1} for

M7-T9 within the full sample and the 20 pc sample respectively. Within spectral class bins, namely the M7-M9, L0-L9, or T0-T9 groupings, we find no significant kinematic differences. This indicates that we are sampling a single kinematic population regardless of distance and spectral type.

Figure 7 shows the distribution of tangential velocities. There are 14 objects with $V_{tan} > 100 \text{ km s}^{-1}$ that fall at the far end of the distribution. Exclusion of these high velocity dwarfs naturally reduces the median V_{tan} and σ_{tan} values. The most significant difference in their exclusion occurs within the L0-L9 group as 10 of the 14 objects belong to that spectral class. We explore the importance of this subset of the ultracool dwarf population in section 5.

In order to put our kinematic measurements in the context of the Galaxy we compare with Galactic U,V,W dispersions. Proper motion, distance, and radial velocity are all required to compute these space velocities. Therefore, a direct Galactic U,V,W comparison with the ultracool dwarf population is not possible because radial velocity measurements for ultracool dwarfs are sparse, with only 48 of the L and T dwarfs to date having been reported in the literature (e.g. Mohanty & Basri 2003, Osorio et al. 2007, Bailer-Jones 2004). This is a similar problem to that for precise brown dwarf parallax measurements, but there is no relationship for estimating radial velocities as there is for estimating distances. However, we can divide our sample into three groups along Galactiocentric coordinate axes (toward poles, in direction of Galactic rotation and radially to/from Galactic center) in order to minimize the importance of radial velocity in 2 out of the 3 space velocity components. We create cones of 0 (all inclusive), 30, and 60 degrees around the galactic X,Y, and Z axes. Inside of each cone we set either the U,V, or W velocity to zero if the cone surrounds the galactic X,Y or Z axis respectively. In this way we can set the radial velocity of each source to zero with minimum impact on the component velocities of the entire sample and gather U,V,W information for the known ultracool dwarf population. We emphasize that this analysis is crude as the distribution of ultracool dwarfs is not isotropic (the Galactic plane has largely not been explored), and while the cones help to minimize the importance of radial velocity unless an object is directly on the X,Y, or Z axis, the radial velocity component will contribute to the overall velocities. Therefore, the spread of U,V,W velocities will be biased toward a tighter dispersion than the true values. In order to calculate total velocities (V_{tot}) for objects, which requires U,V, and W velocities we choose a cone of 30 degrees which provides a statistically significant sample. We create the cone around the X,Y, or Z axis and assume that within that cone either the V,W or U,Z or U,V components respectively are correct. To obtain the third component we assume it to be the average of the two calculated ones. In this way we can gather V_{tot} information which will be used for age calculation purposes in Section 6.

Figure 8 shows our resultant U,V,W distributions where we measure $(\sigma_U, \sigma_V, \sigma_W)=(28,$

22, 17) km s⁻¹. We compare these dispersions with the kinematic signatures of the three Galactic populations, namely the thin disk, the thick disk, and the halo. The overwhelming majority of stars in the solar neighborhood are members of the Galactic disk and these are primarily young thin disk objects as opposed to older thick disk objects. The halo population of the Galaxy encompasses the oldest population of stars in the Galaxy but these objects are relatively sparse in the vicinity of the Sun. Membership in any Galactic population has implications for the age and metallicity of the object and kinematics play a large part in defining the various populations. Soubiran et al. (2003) find $(\sigma_U, \sigma_V, \sigma_W) = (39 \pm 2, 20 \pm 2, 20 \pm 1)$ km s⁻¹ for the thin disk and $(\sigma_U, \sigma_V, \sigma_W) = (63 \pm 6, 39 \pm 4, 39 \pm 4)$ km s⁻¹ for the thick disk, and Chiba & Beers (2000) find $(\sigma_U, \sigma_V, \sigma_W) = (141 \pm 11, 106 \pm 9, 94 \pm 8)$ km s⁻¹ for the halo portion of the Galaxy. Our U,V,W dispersions are consistent (albeit narrower in U) with the Galactic thin disk.

Osorio et al. (2007) – hereafter Os07– examined 21 L and T dwarfs and found $(\sigma_U, \sigma_V, \sigma_W) = (30.2, 16.5, 15.8)$ km s⁻¹. Their velocity dispersions are tighter than what is expected from the Galactic thin disk population. Our calculated dispersions are tighter at U than the Os07 result (which is expected due to the stated bias) but broader in V and W. In section 6 we discuss the implications on age of the differences calculated from our astrometric sample.

4.3. Red and Blue Photometric Outliers

As discussed in Kirkpatrick et al. (2005) the large number of late-type M, L, and T dwarfs discovered to date has revealed a broad diversity of colors and spectral characteristics, including specific subgroups of peculiar sources that are likely related by their common physical properties. As a very basic metric, near-IR colors provide one means of distinguishing between “normal” and “unusual” objects. To investigate our sample for kinematically distinct photometric outliers, we first defined the average color $((J - K_s)_{avg})$ as well as standard deviation (σ_{J-K_s}) as a function of spectral type using all known ultracool dwarfs (i.e., both with and without proper motion measurements). Defining the $(J - K_s)_{avg}$ for spectral bins has been done in previous ultracool dwarf studies such as Kirkpatrick et al. (2000), Vrba et al. (2004), and West et al. (2008) but we have included all ultracool dwarfs in the dwarfarchives compilation and the updated photometry reported in Chiu et al. (2006, 2008) and Knapp et al. (2004) which we have converted from the MKO system to the 2MASS system. Objects were eliminated from the photometric sample if they fit any of the following criteria:

1. Uncertainty in J or $K_s > 0.2$ magnitude;

2. Known subdwarf;
3. Known binaries unresolved by wide-field imaging surveys (i.e. separations $\lesssim 1''$ e.g. Martin et al. 1999; Bouy et al. 2003; Burgasser et al. 2006b; Close et al. 2003; Liu et al. 2006; Reid et al. 2006); and
4. Member of a star forming region (such as Orion) or open cluster (such as the Pleiades) indicating an age $\lesssim 100$ Myr (e.g. Allers et al. 2007; Zapatero Osorio et al. 2002)

We then designated objects as photometric outliers if they satisfied the following criterion :

$$\Delta_{J-K_s} = |(J - K_s) - (J - K_s)_{avg}| \geq \max(2\sigma_{J-K_s}, 0.4) \quad (5)$$

In other words, if an object's $J - K_s$ color was more than twice the standard deviation of the color range for that spectral bin than we flagged it as a red or blue photometric outlier. If twice the standard deviation was larger than 0.4 magnitudes then it was automatically reset to 0.4. We chose 0.4 as the maximum upper limit for $2\sigma_{J-K_s}$ as this is the Δ_{J-K_s} for the entire ultracool dwarf population.

There are relatively few objects in each spectral bin beyond L9. For spectral type (SpT) $< L9$ there is a mean of 45 objects used per bin whereas for SpT $> L9$ there is a mean of only 7 objects. So photometric outliers are difficult to define for the lower temperature classes and may contaminate the analysis. We grouped T7-T8 dwarfs to improve the statistics used to calculate average values. The kinematic results for this subset of the ultracool dwarf population are reported with and without the T dwarfs in Table 8. Figure 9 shows the resulting $J - K_s$ color distribution and highlights the photometric outliers. Tables 9 - 10 list the details of the red and blue photometric outliers respectively. Table 5 lists the resultant mean photometric values for each spectral type.

Amongst the full sample, we find 16 blue photometric outliers and 29 red photometric outliers. Many of the objects have already been noted in the literature as having unusual colors, and several of these have anomalous spectra and have been analyzed in detail (e.g. Burgasser et al. 2007a, Knapp et al. 2004, Folkes et al. 2007, Chiu et al. 2006). Table 8 lists the mean kinematic properties for the blue and red subgroups of the ultracool dwarf population and Figure 10 isolates the outliers and plots their tangential velocity vs. spectral type. The blue outliers have a median V_{tan} value of 53 km s^{-1} and a σ_{tan} of 47 km s^{-1} while the red outliers have a median V_{tan} value of 26 km s^{-1} and a σ_{tan} of 16 km s^{-1} . Figure 11 shows the tangential velocity vs. $J - K_s$ deviation for all objects in the sample with the dispersions of the red and blue outliers highlighted. There is a clear trend for V_{tan} values

to decrease from objects that are blue for their spectral type to those that are red. This is particularly significant at the extreme edges of this diagram. The dashed line in Figure 11 marks the spread of V_{tan} values for the full sample and demonstrates the significant deviations for the color outliers. We explore the age differences from these measurements in section 6.

4.4. *Low Gravity Objects*

A number of ultracool dwarfs that exhibit low surface-gravity features have been reported in the literature within the past few years (e.g. Cruz et al. 2007, Luhman & Rieke 1999; McGovern et al. 2004, Kirkpatrick et al. 2006; Allers et al. 2007). Low surface-gravity dwarfs are distinguished as such by the presence of weak alkali spectral features, enhanced metal oxide absorption, and reduced H_2 absorption. They are most likely young, with lower masses than older objects of the same spectral type. For ages $\lesssim 100$ Myr these objects may also have larger radii than older brown dwarfs and low mass stars with similar spectral types, as they are still contracting to their final radii (e.g., Burrows et al. 1997).

We examine the kinematics of 37 low surface-gravity dwarfs in this paper. Seven of these objects are flagged as red photometric outliers and were examined in the previous subsection. The overlap between these two subgroups is not surprising as the reduced H_2 absorption in low surface-gravity dwarfs leads to a redder near-IR color. The median V_{tan} value for this subgroup is 18 km s^{-1} and the σ_{tan} value is 15 km s^{-1} which is smaller than that of the red photometric outliers as a whole and therefore points to the same conclusion. The smaller median V_{tan} and tighter dispersion of the low surface-gravity dwarfs as compared to either the full or 20 pc sample indicates that they are kinematically distinct.

4.5. *Unusually Blue L Dwarfs*

A subgroup of unusually blue L dwarfs (UBLs) has been distinguished based on strong near-IR H_2O , FeH and K I spectral features but otherwise normal optical spectra. Burgasser et al. (2008a) –hereafter B08– identify ten objects that comprise this subgroup (see Table 6 in B08). With the kinematics reported in this article we are able to analyze all ten. There are several physical mechanisms that can contribute to the spectral properties of UBLs. High surface-gravity, low metallicity, thin clouds or unaccounted multiplicity are amongst the physical mechanisms most often cited. B08 has demonstrated that while sub-solar metallicity and high surface-gravity could be contributing factors in explaining the spectral deviations, thin, patchy or large-grained condensate clouds at the photosphere appears to be the primary

cause for the anomalous near-IR spectra (e.g. Ackerman & Marley 2001, Burrows et al. 2006).

The median V_{tan} value for this subgroup is 99 km s^{-1} with σ_{tan} of 47 km s^{-1} and this subgroup consists of dwarfs with the largest V_{tan} values measured in this kinematic study. These kinematic results strengthen the case that the UBLs represent an older population and that the blue near-IR colors and spectroscopic properties of these objects are influenced by large surface-gravity and/or slightly subsolar metallicities. Both of these effects may be underlying explanations for the thin clouds seen in blue L dwarf photospheres. Subsolar metallicity reduces the elemental reservoir for condensate grains while high surface-gravity may enhance gravitational settling of clouds. In effect, the clouds of L dwarfs may be tracers of their age and/or metallicity.

Eight of the ten UBLs examined in this subsection are also flagged as blue photometric outliers and examined in detail above. The overlap between these two subgroups is not surprising as many of the UBLs were initially identified by their blue near-IR color (e.g. Cruz et al. 2007, Knapp et al. 2004). There are 8 other blue photometric outliers, one of which has a V_{tan} value exceeding 100 km s^{-1} . We plan on obtaining near-IR spectra for these outliers to investigate the possibility that they exhibit similar near-IR spectral features to the UBLs.

While the UBLs are the most kinematically distinct subgroup analyzed in this paper, their kinematics do not match those of the ultracool subdwarfs. The subdwarfs were excluded from the kinematic analysis in this paper because they are confirmed members of a separate population. The median V_{tan} value for this subgroup is 196 km s^{-1} with σ_{tan} of 91 km s^{-1} . The UBLs move at half this speed indicating there is a further distinction between UBLs and the metal-poor halo population of ultracool dwarfs.

5. *High Velocity Dwarfs*

Table 11 summarizes the properties of the 14 high velocity dwarfs whose V_{tan} measurements exceed 100 km s^{-1} . A number of these have been discussed in the literature, having been singled out in their corresponding discovery papers as potential members of the thick disk or halo population. One high velocity dwarf is presented here for the first time. SDSS J093109.56+032732.5 is an L7.5 dwarf and is classified as both a UBL and a blue photometric outlier. We calculate V_{tan} for this object to be $108 \pm 23 \text{ km s}^{-1}$.

Among the high velocity dwarfs, 11 have colors that are blue and 3 have colors that are normal for their spectral type. Three objects belong to the UBL subgroup. Three of the objects are late-type M dwarfs (2MASS J18261131+3014201, 2MASS J03341218-4953322,

and 2MASS J132352+301433), one is a late T7.5 dwarf (2MASSJ 11145133-2618235) and the rest are early to mid-type L dwarfs. Four of the objects are flagged as blue photometric outliers. We explore the possibility that these objects are thick disk or halo objects in detail in a forthcoming paper.

6. ON THE AGES OF THE ULTRACOOL DWARF POPULATIONS

6.1. Kinematics and Ages

A comparison of the velocity dispersion for nearby stellar populations can be an indicator of age. While individual V_{tan} measurements cannot provide individual age determinations due to scatter and projection effects, the random motions of a population of disk stars are known to increase with age. This effect is known as the disk age-velocity relation (AVR) and is simulated by fitting well-constrained data against the following analytic form:

$$\sigma(t) = \sigma_0 \left(1 + \frac{t}{\tau}\right)^\alpha \quad (6)$$

where $\sigma(t)$ is the total velocity dispersion as a function of time, σ_0 is the initial velocity dispersion at $t=0$, τ is a constant with unit of time, and α is the heating index (Wielen 1977). $\sigma(t)$ is defined for U,V,W space velocities but we can estimate the total velocity dispersion using our measured tangential velocities assuming the dispersions are spread equally between all three velocity components, such that:

$$\sigma(t) = (3/2)^{(1/2)} \sigma_{tan} \quad (7)$$

Hänninen & Flynn (2002) calculate α from seven distinct data sets (both pre and post-Hipparcos) and find α ranges from 0.3 to 0.6. This is a large range of values and the authors are reluctant to assign a higher likelihood to any given value as each have nearly equal uncertainties. One possible explanation for the spread of values is that σ should be mass dependent³. If so, this would make a large difference in the age calculations for the low mass ultracool dwarf population. While the age-velocity relation in the nearby disk remains only roughly determined, there is strong observational evidence for a relation so we proceed with caution in examining the broad age possibilities implied by the AVR for the ultracool dwarf population.

³Indeed Iwanowska 1980 proposes the introduction of a mass term to account for the importance of the exchange of energy between stars in the Galactic disk

Recent findings have suggested that late-type M stars in the solar neighborhood are younger on average than earlier type stars (Hawkins & Bessell 1988; Kirkpatrick et al. 1994; Reid et al. 1994). Several investigators have combined kinematics with the Wielen (1977) relationship (which uses a value of 1/3 for α) to estimate age ranges for the ultracool dwarf population and concluded that it is kinematically younger than nearby stellar populations (e.g. Dahn et al. 2002, Schmidt et al. 2007, Gizis et al. 2000, Osorio et al. 2007). We conducted a direct V_{tan} comparison with nearby stellar populations to draw conclusions about the kinematic distinguishability of our ultracool dwarf sample. We compared the kinematics of a 20 pc sample of F,G,K, and early M stars from Soubiran et al. (2003), Kharchenko et al. (2004) and Nordström et al. (2004) using a limiting proper motion of 25 mas/yr to our 20 pc sample and examined the resultant median V_{tan} , σ_{tan} , and V_{tot} , σ_{tot} values (where V_{tot} comes from the U,V,W velocities). Figure 12 shows our resultant velocity dispersions for nearby stellar populations along with the dispersions of our 20 pc sample. We show both the dispersions calculated using tangential velocities and those calculated using U,V,W velocities. As expected the dispersions are tighter for the UCDs when U,V,W values are used since we have attempted to minimize the importance of radial velocity. This effect is also reflected in the younger ages estimated from these dispersions. The tangential velocity dispersions are in good agreement between the UCDs and nearby stellar populations (see also West et al. 2008, Bochanski et al. 2007, and Covey et al. (2008)). Table 12 contains the calculated kinematic measurements and Wielen ages using both σ_{tan} and σ_{tot} . With Wielen ages of 3-8 Gyr calculated from σ_{tan} , we conclude that our 20 pc sample is kinematically indistinct from other nearby stellar populations and hence is not kinematically younger. The ages calculated by the AVR for the 20 pc sample are in good agreement with those predicted in population synthesis models where the mean ages for the ultracool dwarf population range from 3-6 Gyr (Burgasser 2004b; Allen et al. 2005).

We do find younger ages for the ultracool dwarf population when the high velocity dwarfs are excluded. As stated in section 4, the median V_{tan} and σ_{tan} values are naturally reduced when the high velocity dwarfs are excluded and consequently the ages are also reduced. Kinematic analyses of the past have regarded these objects as a separate older population and omitted them from an age calculation (e.g. Schmidt et al. 2007). Table 6 presents the ages with and without the high velocity dwarfs for the 20 pc sample. When the high velocity dwarfs are excluded the age ranges are reduced from 3-8 Gyr to 2-4 Gyr, which is still consistent with population synthesis models.

The Os07 study estimated mean ages of ~ 1 Gyr for the L and T dwarf population. Even with the exclusion of the kinematic outliers, the ages calculated in our full and 20 pc samples do not match this very young age. Os07 combined proper motions, precise parallaxes, and radial velocities to study the 3D kinematics of a limited sample of 21 objects. When we

apply an age velocity relation to the red photometric outliers and the low gravity dwarfs we do find ages that are on the order of ~ 1 Gyr. We discuss the red outliers below but conclude that the low surface-gravity dwarfs are kinematically younger than the full or 20 pc sample. This result is consistent with what has already been reported through spectroscopic studies. There do not appear to be any low surface-gravity dwarfs flagged in the Os07 sample however further examination of their L and T dwarf spectra might be warranted by the discrepancy in ages between our samples. We suggest that kinematic studies of UCDs to date, including Os07, may have been plagued by small number statistics or a bias in the sample analyzed.

6.2. *Ages of the Red and Blue Outliers*

We have defined two subgroups of the ultracool dwarf population in this article that are both photometrically and kinematically distinct from the full or 20 pc samples. Objects whose $J - K_s$ colors are sufficiently deviant are also kinematically different from the overall population. While we again advise caution in using the AVR, we can use it to compare the predicted ages of the photometric outliers to the predicted ages for the full or 20 pc samples. We find that the kinematics for the red outliers are consistent with a younger population of ultracool dwarfs whereas the kinematics for the blue outliers are consistent with an older population. The ~ 1 Gyr mean age for the red outliers coincides with the prediction of Os07 for the entire L and T population. We have examined the photometry of their sample and concluded that the $J - K_s$ colors of their objects are normal so the age calculation of their sample is not influenced by a bias from inclusion of photometric outliers. The ~ 38 Gyr mean age for the blue outliers is misleading. It indicates a large divergence from the full and 20 pc samples but also indicates that the AVR must be incorrect for these objects. The more informative number in this case is the median V_{tan} which, at 56 km/s, is nearly twice the expected value for the thin disk (see Reid & Hawley 2005). The blue photometric outliers most likely belong to an older population of the Galaxy such as the thick disk or the halo. The Wielen AVR is only valid for thin disk objects and we are unaware of an equivalent age relation for the halo or thick disk population.

From our kinematic analysis we conclude that there is an age-color relation that can be derived for the UCD field population. A change in broad-band collision-induced H_2 absorption that suppresses flux at K-band is partially responsible for the near-IR color and consequently the age of the photometric outliers (Linsky 1969; Saumon et al. 1994; Borysow et al. 1997). H_2 absorption is pressure and hence gravity sensitive. Changes in H_2 absorption effect gravity sensitive features which are used as an indicator of age. The overlap of red photometric outliers with low surface-gravity dwarfs and the consensus within the literature

that low- g dwarfs are young demonstrates the age sensitivity of H_2 absorption.

Cloud properties have also been linked to a change in near-IR color. The analyses of B08, and Cushing et al. 2008 have shown that the thickness of patchy or large-grained condensate clouds at the photospheres of dwarfs will lead to redder (thick clouds) or bluer (thin clouds) near-IR colors. The old age implied by the kinematics of the blue outliers and the overlap with the UBLs suggests that there is a correlation between cloud properties and age or metallicity; but further investigation is warranted in this area.

Jameson et al. (2008) have proposed a relation for inferring the ages of young L dwarfs using only near-infrared photometry and estimated distances. Their work supports the argument for an age-color relation for the ultracool dwarf population. The ages that they work with are no larger than ~ 0.7 Gyr. At these young ages, the surface gravities of UCDS change more rapidly than for ages greater than a few Gyr, so the age-color relation may be much stronger in the Jameson et al. (2008) sample than that seen for field dwarfs.

7. CONCLUSIONS

We present new proper motions for 427 late-type M, L, and T dwarfs and combine all previous proper motion measurements with either parallax measurements or spectrophotometric distances to compute tangential velocities for 841 M7–T9 dwarfs. We derive average kinematic and photometric values for individual spectral types as well as for the late-type M,L, and T populations as a whole. We conduct a crude U,V,W analysis and find that the full and 20 pc samples examined in this article have space velocities consistent with the Galactic thin disk population. However, there are 14 objects in the ultracool dwarf population that lie at the tail end of the velocity distribution and are likely to be part of an older Galactic population. Ages for the 20 pc sample of this kinematic study are consistent with the 3-6 Gyr values derived in population synthesis models; we propose that one reason for prior kinematic reports of ~ 1 Gyr mean ages for the L and T dwarf population is due to small number statistics or a bias in the sample analyzed.

We find a large difference in the kinematics between red and blue photometric outliers and conclude that their velocity dispersions are kinematically distinct from the full or 20 pc samples. Analysis of the low surface-gravity and UBL subgroups also shows a distinction from the full and 20 pc samples. Applying an age-velocity relation we conclude that the red outliers and low surface-gravity subgroups are younger than the full and 20 pc samples and the blue outliers and UBLs are older.

We acknowledge receipt of observation time through the SMARTS consortium and MDM consortium. We especially thank the observing staff at CTIO, including J. Velazquez the night assistant for a week of CPAPIR observing time in January 2008. Stony Brook’s participation in the SMARTS consortium is made possible by generous support by the Dean of Arts and Sciences, the Provost, and the Vice-President for Research of Stony Brook University. J. Faherty would like to thank S. Lepine for his useful conversations about kinematic studies. We also thank R. Doyon, E. Artigau, and L. Malo for help with CPAPIR usage and data reduction and K. Schlesinger, R. Assef, and D. Atlee for help with using TIFKAM and the 1.3m telescope at MDM. Research has benefitted from the M, L, and T dwarf compendium housed at DwarfArchives.org and maintained by Chris Gelino, Davy Kirkpatrick, and Adam Burgasser. This publication has made use of the VLM Binaries Archive maintained by Nick Siegler at <http://www.vlmbinaries.org>. This publication makes use of data products from the Two Micron All Sky Survey, which is a joint project of the University of Massachusetts and the Infrared Processing and Analysis Center/California Institute of Technology, funded by the National Aeronautics and Space Administration and the National Science Foundation. This research has made use of the NASA/ IPAC Infrared Science Archive, which is operated by the Jet Propulsion Laboratory, California Institute of Technology, under contract with the National Aeronautics and Space Administration.

REFERENCES

- Ackerman, A. S. & Marley, M. S. 2001, *ApJ*, 556, 872
- Allen, P. R. 2007, *ApJ*, 668, 492
- Allen, P. R., Koerner, D. W., Reid, I. N., & Trilling, D. E. 2005, *ApJ*, 625, 385
- Allers, K. N., Jaffe, D. T., Luhman, K. L., Liu, M. C., Wilson, J. C., Skrutskie, M. F., Nelson, M., Peterson, D. E., Smith, J. D., & Cushing, M. C. 2007, *ApJ*, 657, 511
- Artigau, É., Doyon, R., Lafrenière, D., Nadeau, D., Robert, J., & Albert, L. 2006, *ApJ*, 651, L57
- Bailer-Jones, C. A. L. 2004, *A&A*, 419, 703
- Bartlett, J. L. 2007, PhD thesis, University of Virginia
- Becklin, E. E. & Zuckerman, B. 1988, *Nature*, 336, 656

- Berriman, B., Kirkpatrick, D., Hanisch, R., Szalay, A., & Williams, R. 2003, Large Telescopes and Virtual Observatory: Visions for the Future, 25th meeting of the IAU, Joint Discussion 8, 17 July 2003, Sydney, Australia, 8
- Biller, B. A., Kasper, M., Close, L. M., Brandner, W., & Kellner, S. 2006, *ApJ*, 641, L141
- Bochanski, J. J., Munn, J. A., Hawley, S. L., West, A. A., Covey, K. R., & Schneider, D. P. 2007, *AJ*, 134, 2418
- Borysow, A., Jorgensen, U. G., & Zheng, C. 1997, *A&A*, 324, 185
- Bouy, H., Brandner, W., Martín, E. L., Delfosse, X., Allard, F., & Basri, G. 2003, *AJ*, 126, 1526
- Burgasser, A. J. 2004a, *ApJ*, 614, L73
- . 2004b, *ApJS*, 155, 191
- . 2007, *ApJ*, 659, 655
- Burgasser, A. J., Burrows, A., & Kirkpatrick, J. D. 2006a, *ApJ*, 639, 1095
- Burgasser, A. J., Kirkpatrick, J. D., Brown, M. E., Reid, I. N., Burrows, A., Liebert, J., Matthews, K., Gizis, J. E., Dahn, C. C., Monet, D. G., Cutri, R. M., & Skrutskie, M. F. 2002, *ApJ*, 564, 421
- Burgasser, A. J., Kirkpatrick, J. D., Brown, M. E., Reid, I. N., Gizis, J. E., Dahn, C. C., Monet, D. G., Beichman, C. A., Liebert, J., Cutri, R. M., & Skrutskie, M. F. 1999, *ApJ*, 522, L65
- Burgasser, A. J., Kirkpatrick, J. D., Burrows, A., Liebert, J., Reid, I. N., Gizis, J. E., McGovern, M. R., Prato, L., & McLean, I. S. 2003a, *ApJ*, 592, 1186
- Burgasser, A. J., Kirkpatrick, J. D., Cruz, K. L., Reid, I. N., Leggett, S. K., Liebert, J., Burrows, A., & Brown, M. E. 2006b, *ApJS*, 166, 585
- Burgasser, A. J., Kirkpatrick, J. D., Cutri, R. M., McCallon, H., Kopan, G., Gizis, J. E., Liebert, J., Reid, I. N., Brown, M. E., Monet, D. G., Dahn, C. C., Beichman, C. A., & Skrutskie, M. F. 2000a, *ApJ*, 531, L57
- Burgasser, A. J., Kirkpatrick, J. D., McElwain, M. W., Cutri, R. M., Burgasser, A. J., & Skrutskie, M. F. 2003b, *AJ*, 125, 850

- Burgasser, A. J., Looper, D. L., Kirkpatrick, J. D., Cruz, K. L., & Swift, B. J. 2007a, ArXiv e-prints, 710
- . 2008a, ApJ, 674, 451, [B08]
- Burgasser, A. J., Looper, D. L., Kirkpatrick, J. D., & Liu, M. C. 2007b, ApJ, 658, 557
- Burgasser, A. J. & McElwain, M. W. 2006, AJ, 131, 1007
- Burgasser, A. J., McElwain, M. W., & Kirkpatrick, J. D. 2003c, AJ, 126, 2487
- Burgasser, A. J., McElwain, M. W., Kirkpatrick, J. D., Cruz, K. L., Tinney, C. G., & Reid, I. N. 2004, AJ, 127, 2856
- Burgasser, A. J., Vrba, F. J., Lépine, S., Munn, J. A., Luginbuhl, C. B., Henden, A. A., Guetter, H. H., & Canzian, B. C. 2008b, ApJ, 672, 1159
- Burgasser, A. J., Wilson, J. C., Kirkpatrick, J. D., Skrutskie, M. F., Colonno, M. R., Enos, A. T., Smith, J. D., Henderson, C. P., Gizis, J. E., Brown, M. E., & Houck, J. R. 2000b, AJ, 120, 1100
- Burrows, A., Hubbard, W. B., Lunine, J. I., Marley, M., Guillot, T., Saumon, D., & Freedman, R. S. 1997, in *Astronomical Society of the Pacific Conference Series*, Vol. 119, *Planets Beyond the Solar System and the Next Generation of Space Missions*, ed. D. Soderblom, 9–+
- Burrows, A., Sudarsky, D., & Hubeny, I. 2006, ApJ, 640, 1063
- Caballero, J. A. 2007, ApJ, 667, 520
- Chauvin, G., Lagrange, A.-M., Dumas, C., Zuckerman, B., Mouillet, D., Song, I., Beuzit, J.-L., & Lowrance, P. 2004, A&A, 425, L29
- Chauvin, G., Lagrange, A.-M., Lacombe, F., Dumas, C., Mouillet, D., Zuckerman, B., Gendron, E., Song, I., Beuzit, J.-L., Lowrance, P., & Fusco, T. 2005, A&A, 430, 1027
- Chiba, M. & Beers, T. C. 2000, AJ, 119, 2843
- Chiu, K., Fan, X., Leggett, S. K., Golimowski, D. A., Zheng, W., Geballe, T. R., Schneider, D. P., & Brinkmann, J. 2006, AJ, 131, 2722
- Close, L. M., Siegler, N., Freed, M., & Biller, B. 2003, ApJ, 587, 407
- Costa, E., Méndez, R. A., Jao, W.-C., Henry, T. J., Subasavage, J. P., Brown, M. A., Ianna, P. A., & Bartlett, J. 2005, AJ, 130, 337

- Costa, E., Méndez, R. A., Jao, W.-C., Henry, T. J., Subasavage, J. P., & Ianna, P. A. 2006, *AJ*, 132, 1234
- Covey, K. R., Hawley, S. L., Bochanski, J. J., West, A. A., Reid, I. N., Golimowski, D. A., Davenport, J. R. A., Henry, T., & Uomoto, A. 2008, ArXiv e-prints, 807
- Covey, K. R., Ivezić, Ž., Schlegel, D., Finkbeiner, D., Padmanabhan, N., Lupton, R. H., Agüeros, M. A., Bochanski, J. J., Hawley, S. L., West, A. A., Seth, A., Kimball, A., Gogarten, S. M., Claire, M., Haggard, D., Kaib, N., Schneider, D. P., & Sesar, B. 2007, *AJ*, 134, 2398
- Cruz, K. L. & Reid, I. N. 2002, *AJ*, 123, 2828
- Cruz, K. L., Reid, I. N., Kirkpatrick, J. D., Burgasser, A. J., Liebert, J., Solomon, A. R., Schmidt, S. J., Allen, P. R., Hawley, S. L., & Covey, K. R. 2007, *AJ*, 133, 439
- Cruz, K. L., Reid, I. N., Liebert, J., Kirkpatrick, J. D., & Lowrance, P. J. 2003, *AJ*, 126, 2421
- Cushing, M. C., Marley, M. S., Saumon, D., Kelly, B. C., Vacca, W. D., Rayner, J. T., Freedman, R. S., Lodders, K., & Roellig, T. L. 2008, *ApJ*, 678, 1372
- Dahn, C. C., Harris, H. C., Vrba, F. J., Guetter, H. H., Canzian, B., Henden, A. A., Levine, S. E., Luginbuhl, C. B., Monet, A. K. B., Monet, D. G., Pier, J. R., Stone, R. C., Walker, R. L., Burgasser, A. J., Gizis, J. E., Kirkpatrick, J. D., Liebert, J., & Reid, I. N. 2002, *AJ*, 124, 1170
- Deacon, N. R. & Hambly, N. C. 2007, *A&A*, 468, 163
- Deacon, N. R., Hambly, N. C., & Cooke, J. A. 2005, *A&A*, 435, 363
- Dehnen, W. & Binney, J. J. 1998, *MNRAS*, 298, 387
- Delfosse, X., Forveille, T., Martín, E. L., Guibert, J., Borsenberger, J., Crifo, F., Alard, C., Epchtein, N., Fouqué, P., Simon, G., & Tajahmady, F. 2001, *A&A*, 366, L13
- Delfosse, X., Tinney, C. G., Forveille, T., Epchtein, N., Bertin, E., Borsenberger, J., Copet, E., de Batz, B., Fouque, P., Kimeswenger, S., Le Bertre, T., Lacombe, F., Rouan, D., & Tiphene, D. 1997, *A&A*, 327, L25
- Delfosse, X., Tinney, C. G., Forveille, T., Epchtein, N., Borsenberger, J., Fouqué, P., Kimeswenger, S., & Tiphène, D. 1999, *A&AS*, 135, 41

- Ellis, S. C., Tinney, C. G., Burgasser, A. J., Kirkpatrick, J. D., & McElwain, M. W. 2005, *AJ*, 130, 2347
- Epchtein, N., de Batz, B., Capoani, L., Chevallier, L., Copet, E., Fouqué, P., Lacombe, P., Le Bertre, T., Pau, S., Rouan, D., Ruphy, S., Simon, G., Tiphène, D., Burton, W. B., Bertin, E., Deul, E., Habing, H., Borsenberger, J., Dennefeld, M., Guglielmo, F., Loup, C., Mamon, G., Ng, Y., Omont, A., Provost, L., Renault, J.-C., Tanguy, F., Kimeswenger, S., Kienel, C., Garzon, F., Persi, P., Ferrari-Toniolo, M., Robin, A., Paturel, G., Vauglin, I., Forveille, T., Delfosse, X., Hron, J., Schultheis, M., Appenzeller, I., Wagner, S., Balazs, L., Holl, A., Lépine, J., Boscolo, P., Picazzio, E., Duc, P.-A., & Mennessier, M.-O. 1997, *The Messenger*, 87, 27
- EROS Collaboration, Goldman, B., Delfosse, X., Forveille, T., Afonso, C., Alard, C., Albert, J. N., Andersen, J., Ansari, R., Aubourg, É., Bareyre, P., Bauer, F., Beaulieu, J. P., Borsenberger, J., Bouquet, A., Char, S., Charlot, X., Couchot, F., Coutures, C., Derue, F., Ferlet, R., Fouqué, P., Glicenstein, J. F., Gould, A., Graff, D., Gros, M., Haissinski, J., Hamilton, J. C., Hardin, D., de Kat, J., Kim, A., Lasserre, T., Lesquoy, É., Loup, C., Magneville, C., Mansoux, B., Marquette, J. B., Martín, E. L., Maurice, É., Milsztajn, A., Moniez, M., Palanque-Delabrouille, N., Perdereau, O., Prévot, L., Regnault, N., Rich, J., Spiro, M., Vidal-Madjar, A., Vigroux, L., & Zylberajch, S. 1999, *A&A*, 351, L5
- Famaey, B., Jorissen, A., Luri, X., Mayor, M., Udry, S., Dejonghe, H., & Turon, C. 2005, *A&A*, 430, 165
- Fan, X., Knapp, G. R., Strauss, M. A., Gunn, J. E., Lupton, R. H., Ivezić, Ž., Rockosi, C. M., Yanny, B., Kent, S., Schneider, D. P., Kirkpatrick, J. D., Annis, J., Bastian, S., Berman, E., Brinkmann, J., Csabai, I., Federwitz, G. R., Fukugita, M., Gurbani, V. K., Hennessy, G. S., Hindsley, R. B., Ichikawa, T., Lamb, D. Q., Lindenmeyer, C., Mantsch, P. M., McKay, T. A., Munn, J. A., Nash, T., Okamura, S., Pauls, A. G., Pier, J. R., Rechenmacher, R., Rivetta, C. H., Sergey, G., Stoughton, C., Szalay, A. S., Szokoly, G. P., Tucker, D. L., York, D. G., & The SDSS Collaboration. 2000, *AJ*, 119, 928
- Folkes, S. L., Pinfield, D. J., Kendall, T. R., & Jones, H. R. A. 2007, *MNRAS*, 378, 901
- Forveille, T., Beuzit, J.-L., Delorme, P., Ségransan, D., Delfosse, X., Chauvin, G., Fusco, T., Lagrange, A.-M., Mayor, M., Montagnier, G., Mouillet, D., Perrier, C., Udry, S., Charton, J., Gigan, P., Conan, J.-M., Kern, P., & Michet, G. 2005, *A&A*, 435, L5

- Geballe, T. R., Knapp, G. R., Leggett, S. K., Fan, X., Golimowski, D. A., Anderson, S., Brinkmann, J., Csabai, I., Gunn, J. E., Hawley, S. L., Hennessy, G., Henry, T. J., Hill, G. J., Hindsley, R. B., Ivezić, Ž., Lupton, R. H., McDaniel, A., Munn, J. A., Narayanan, V. K., Peng, E., Pier, J. R., Rockosi, C. M., Schneider, D. P., Smith, J. A., Strauss, M. A., Tsvetanov, Z. I., Uomoto, A., York, D. G., & Zheng, W. 2002, *ApJ*, 564, 466
- Gilmore, G. & Reid, N. 1983, *MNRAS*, 202, 1025
- Gilmore, G., Wyse, R. F. G., & Kuijken, K. 1989, *ARA&A*, 27, 555
- Gizis, J. E. 2002, *ApJ*, 575, 484
- Gizis, J. E. & Harvin, J. 2006, *AJ*, 132, 2372
- Gizis, J. E., Jao, W.-C., Subasavage, J. P., & Henry, T. J. 2007, *ApJ*, 669, L45
- Gizis, J. E., Kirkpatrick, J. D., & Wilson, J. C. 2001, *AJ*, 121, 2185
- Gizis, J. E., Monet, D. G., Reid, I. N., Kirkpatrick, J. D., Liebert, J., & Williams, R. J. 2000, *AJ*, 120, 1085
- Gizis, J. E., Reid, I. N., Knapp, G. R., Liebert, J., Kirkpatrick, J. D., Koerner, D. W., & Burgasser, A. J. 2003, *AJ*, 125, 3302
- Golimowski, D. A., Leggett, S. K., Marley, M. S., Fan, X., Geballe, T. R., Knapp, G. R., Vrba, F. J., Henden, A. A., Luginbuhl, C. B., Guetter, H. H., Munn, J. A., Canzian, B., Zheng, W., Tsvetanov, Z. I., Chiu, K., Glazebrook, K., Hoversten, E. A., Schneider, D. P., & Brinkmann, J. 2004, *AJ*, 127, 3516
- Hall, P. B. 2002, *ApJ*, 580, L77
- Hambly, N. C., Davenhall, A. C., Irwin, M. J., & MacGillivray, H. T. 2001, *MNRAS*, 326, 1315
- Hambly, N. C., Henry, T. J., Subasavage, J. P., Brown, M. A., & Jao, W.-C. 2004, *AJ*, 128, 437
- Hänninen, J. & Flynn, C. 2002, *MNRAS*, 337, 731
- Hawkins, M. R. S. & Bessell, M. S. 1988, *MNRAS*, 234, 177

- Hawley, S. L., Covey, K. R., Knapp, G. R., Golimowski, D. A., Fan, X., Anderson, S. F., Gunn, J. E., Harris, H. C., Ivezić, Ž., Long, G. M., Lupton, R. H., McGehee, P. M., Narayanan, V., Peng, E., Schlegel, D., Schneider, D. P., Spahn, E. Y., Strauss, M. A., Szkody, P., Tsvetanov, Z., Walkowicz, L. M., Brinkmann, J., Harvanek, M., Hennessy, G. S., Kleinman, S. J., Krzesinski, J., Long, D., Neilsen, E. H., Newman, P. R., Nitta, A., Snedden, S. A., & York, D. G. 2002, *AJ*, 123, 3409
- Hayashi, C. & Nakano, T. 1963, *Progress of Theoretical Physics*, 30, 460
- Henry, T. J., Jao, W.-C., Subasavage, J. P., Beaulieu, T. D., Ianna, P. A., Costa, E., & Méndez, R. A. 2006, *AJ*, 132, 2360
- Henry, T. J., Subasavage, J. P., Brown, M. A., Beaulieu, T. D., Jao, W.-C., & Hambly, N. C. 2004, *AJ*, 128, 2460
- Irwin, M., McMahan, R. G., & Reid, N. 1991, *MNRAS*, 252, 61P
- Iwanowska, W. 1980, *Ap&SS*, 73, 435
- Jameson, R. F., Casewell, S. L., Bannister, N. P., Lodieu, N., Keresztes, K., Dobbie, P. D., & Hodgkin, S. T. 2007, *ArXiv e-prints*, 710, [J07]
- Jameson, R. F., Lodieu, N., Casewell, S. L., Bannister, N. P., & Dobbie, P. D. 2008, *MNRAS*, 385, 1771
- Kendall, T. R., Delfosse, X., Martín, E. L., & Forveille, T. 2004, *A&A*, 416, L17
- Kendall, T. R., Mauron, N., Azzopardi, M., & Gigoyan, K. 2003, *A&A*, 403, 929
- Kendall, T. R., Tamura, M., Tinney, C. G., Martín, E. L., Ishii, M., Pinfield, D. J., Lucas, P. W., Jones, H. R. A., Leggett, S. K., Dye, S., Hewett, P. C., Allard, F., Baraffe, I., Barrado Y Navascués, D., Carraro, G., Casewell, S. L., Chabrier, G., Chappelle, R. J., Clarke, F., Day-Jones, A., Deacon, N., Dobbie, P. D., Folkes, S., Hambly, N. C., Hodgkin, S. T., Nakajima, T., Jameson, R. F., Lodieu, N., Magazzù, A., McCaughrean, M. J., Pavlenko, Y. V., Tadashi, N., & Zapatero Osorio, M. R. 2007, *A&A*, 466, 1059
- Kharchenko, N. V., Piskunov, A. E., & Scholz, R.-D. 2004, *VizieR Online Data Catalog*, 3239, 0
- Kirkpatrick, J. D. 2005, *ARA&A*, 43, 195

- Kirkpatrick, J. D., Barman, T. S., Burgasser, A. J., McGovern, M. R., McLean, I. S., Tinney, C. G., & Lowrance, P. J. 2006, *ApJ*, 639, 1120
- Kirkpatrick, J. D., Beichman, C. A., & Skrutskie, M. F. 1997, *ApJ*, 476, 311
- Kirkpatrick, J. D., Henry, T. J., & Liebert, J. 1993, *ApJ*, 406, 701
- Kirkpatrick, J. D., Henry, T. J., & McCarthy, Jr., D. W. 1991, *ApJS*, 77, 417
- Kirkpatrick, J. D., Liebert, J., Cruz, K. L., Gizis, J. E., & Reid, I. N. 2001, *PASP*, 113, 814
- Kirkpatrick, J. D., McGraw, J. T., Hess, T. R., Liebert, J., & McCarthy, Jr., D. W. 1994, *ApJS*, 94, 749
- Kirkpatrick, J. D., Reid, I. N., Liebert, J., Cutri, R. M., Nelson, B., Beichman, C. A., Dahn, C. C., Monet, D. G., Gizis, J. E., & Skrutskie, M. F. 1999, *ApJ*, 519, 802
- Kirkpatrick, J. D., Reid, I. N., Liebert, J., Gizis, J. E., Burgasser, A. J., Monet, D. G., Dahn, C. C., Nelson, B., & Williams, R. J. 2000, *AJ*, 120, 447
- Knapp, G. R., Leggett, S. K., Fan, X., Marley, M. S., Geballe, T. R., Golimowski, D. A., Finkbeiner, D., Gunn, J. E., Hennawi, J., Ivezić, Z., Lupton, R. H., Schlegel, D. J., Strauss, M. A., Tsvetanov, Z. I., Chiu, K., Hoversten, E. A., Glazebrook, K., Zheng, W., Hendrickson, M., Williams, C. C., Uomoto, A., Vrba, F. J., Henden, A. A., Luginbuhl, C. B., Guetter, H. H., Munn, J. A., Canzian, B., Schneider, D. P., & Brinkmann, J. 2004, *AJ*, 127, 3553
- Kumar, S. S. 1962, *AJ*, 67, 579
- Law, N. M., Hodgkin, S. T., & Mackay, C. D. 2006, *MNRAS*, 368, 1917
- Leggett, S. K., Allard, F., Dahn, C., Hauschildt, P. H., Kerr, T. H., & Rayner, J. 2000, *ApJ*, 535, 965
- Lépine, S., Rich, R. M., & Shara, M. M. 2003, *ApJ*, 591, L49
- Lépine, S., Shara, M. M., & Rich, R. M. 2002, *AJ*, 124, 1190
- Liebert, J. & Gizis, J. E. 2006, *PASP*, 118, 659
- Liebert, J., Kirkpatrick, J. D., Cruz, K. L., Reid, I. N., Burgasser, A., Tinney, C. G., & Gizis, J. E. 2003, *AJ*, 125, 343
- Lindblad, B. 1925, *ApJ*, 62, 191

- Linsky, J. L. 1969, *ApJ*, 156, 989
- Liu, M. C., Fischer, D. A., Graham, J. R., Lloyd, J. P., Marcy, G. W., & Butler, R. P. 2002, *ApJ*, 571, 519
- Liu, M. C., Leggett, S. K., Golimowski, D. A., Chiu, K., Fan, X., Geballe, T. R., Schneider, D. P., & Brinkmann, J. 2006, *ApJ*, 647, 1393
- Lodieu, N., Scholz, R.-D., & McCaughrean, M. J. 2002, *A&A*, 389, L20
- Lodieu, N., Scholz, R.-D., McCaughrean, M. J., Ibata, R., Irwin, M., & Zinnecker, H. 2005, *A&A*, 440, 1061
- Looper, D. L., Kirkpatrick, J. D., & Burgasser, A. J. 2007, *AJ*, 134, 1162
- Looper, D. L., Kirkpatrick, J. D., Cutri, R. M., Barman, T., Burgasser, A. J., Cushing, M. C., Roellig, T., McGovern, M. R., McLean, I. S., Rice, E., Swift, B. J., & Schurr, S. D. 2008, *ArXiv e-prints*, 806
- Luhman, K. L., Patten, B. M., Marengo, M., Schuster, M. T., Hora, J. L., Ellis, R. G., Stauffer, J. R., Sonnett, S. M., Winston, E., Gutermuth, R. A., Megeath, S. T., Backman, D. E., Henry, T. J., Werner, M. W., & Fazio, G. G. 2007, *ApJ*, 654, 570
- Luhman, K. L. & Rieke, G. H. 1999, *ApJ*, 525, 440
- Luyten, W. J. 1973, in *IAU Symposium, Vol. 54, Problems of Calibration of Absolute Magnitudes and Temperature of Stars*, ed. B. Hauck & B. E. Westerlund, 11–+
- Luyten, W. J. 1979, *LHS catalogue. A catalogue of stars with proper motions exceeding 0"5 annually (Minneapolis: University of Minnesota, 1979, 2nd ed.)*
- . 1995, *VizieR Online Data Catalog*, 1098, 0
- Martin, E. L., Brandner, W., & Basri, G. 1999, *Science*, 283, 1718
- Martín, E. L., Brandner, W., Bouy, H., Basri, G., Davis, J., Deshpande, R., & Montgomery, M. M. 2006, *A&A*, 456, 253
- Martín, E. L., Delfosse, X., Basri, G., Goldman, B., Forveille, T., & Zapatero Osorio, M. R. 1999, *AJ*, 118, 2466
- Martín, E. L., Magazzù, A., Delfosse, X., & Mathieu, R. D. 2005, *A&A*, 429, 939
- Martin, E. L., Rebolo, R., & Magazzu, A. 1994, *ApJ*, 436, 262

- McElwain, M. W. & Burgasser, A. J. 2006, *AJ*, 132, 2074
- McGovern, M. R., Kirkpatrick, J. D., McLean, I. S., Burgasser, A. J., Prato, L., & Lowrance, P. J. 2004, *ApJ*, 600, 1020
- McLean, I. S., McGovern, M. R., Burgasser, A. J., Kirkpatrick, J. D., Prato, L., & Kim, S. S. 2003, *ApJ*, 596, 561
- Ménard, F., Delfosse, X., & Monin, J.-L. 2002, *A&A*, 396, L35
- Metchev, S. A. & Hillenbrand, L. A. 2004, *ApJ*, 617, 1330
- . 2006, *ApJ*, 651, 1166
- Mohanty, S. & Basri, G. 2003, *ApJ*, 583, 451
- Mohanty, S., Jayawardhana, R., & Basri, G. 2004, *ApJ*, 609, 885
- Monet, D. G., Dahn, C. C., Vrba, F. J., Harris, H. C., Pier, J. R., Luginbuhl, C. B., & Ables, H. D. 1992, *AJ*, 103, 638
- Mugrauer, M., Seifahrt, A., Neuhäuser, R., & Mazeh, T. 2006, *MNRAS*, 373, L31
- Nakajima, T., Oppenheimer, B. R., Kulkarni, S. R., Golimowski, D. A., Matthews, K., & Durrance, S. T. 1995, *Nature*, 378, 463
- Neuhäuser, R., Guenther, E. W., Wuchterl, G., Mugrauer, M., Bedalov, A., & Hauschildt, P. H. 2005, *A&A*, 435, L13
- Nordström, B., Mayor, M., Andersen, J., Holmberg, J., Pont, F., Jørgensen, B. R., Olsen, E. H., Udry, S., & Mowlavi, N. 2004, *A&A*, 418, 989
- Oort, J. H. 1927, *Bull. Astron. Inst. Netherlands*, 4, 79
- Osorio, M. R. Z., Martín, E. L., Béjar, V. J. S., Bouy, H., Deshpande, R., & Wainscoat, R. J. 2007, *ApJ*, 666, 1205, [Os07]
- Perryman, M. A. C., Lindegren, L., Kovalevsky, J., Hoeg, E., Bastian, U., Bernacca, P. L., Crézé, M., Donati, F., Grenon, M., van Leeuwen, F., van der Marel, H., Mignard, F., Murray, C. A., Le Poole, R. S., Schrijver, H., Turon, C., Arenou, F., Froeschlé, M., & Petersen, C. S. 1997, *A&A*, 323, L49
- Phan-Bao, N., Bessell, M. S., Martín, E. L., Simon, G., Borsenberger, J., Tata, R., Guibert, J., Crifo, F., Forveille, T., Delfosse, X., Lim, J., & de Batz, B. 2008, *MNRAS*, 383, 831

- Phan-Bao, N., Bessell, M. S., Martín, E. L., Simon, G., Guibert, J., Forveille, T., Delfosse, X., Crifo, F., Epchtein, N., Wood, P., & Tajahmady, F. 2006, MNRAS, 366, L40
- Phan-Bao, N., Crifo, F., Delfosse, X., Forveille, T., Guibert, J., Borsenberger, J., Epchtein, N., Fouqué, P., Simon, G., & Vetois, J. 2003, A&A, 401, 959
- Phan-Bao, N., Guibert, J., Crifo, F., Delfosse, X., Forveille, T., Borsenberger, J., Epchtein, N., Fouqué, P., & Simon, G. 2001, A&A, 380, 590
- Potter, D., Martín, E. L., Cushing, M. C., Baudoz, P., Brandner, W., Guyon, O., & Neuhauser, R. 2002, ApJ, 567, L133
- Probst, R. G. & Liebert, J. 1983, ApJ, 274, 245
- Rebolo, R., Zapatero Osorio, M. R., Madrugá, S., Bejar, V. J. S., Arribas, S., & Licandro, J. 1998, Science, 282, 1309
- Reid, I. N. & Cruz, K. L. 2002, AJ, 123, 2806
- Reid, I. N., Cruz, K. L., Burgasser, A. J., & Liu, M. C. 2008, AJ, 135, 580
- Reid, I. N. & Hawley, S. L. 2005, New light on dark stars : red dwarfs, low-mass stars, brown dwarfs (New Light on Dark Stars Red Dwarfs, Low-Mass Stars, Brown Stars, by I.N. Reid and S.L. Hawley. Springer-Praxis books in astrophysics and astronomy. Praxis Publishing Ltd, 2005. ISBN 3-540-25124-3)
- Reid, I. N., Kirkpatrick, J. D., Gizis, J. E., Dahn, C. C., Monet, D. G., Williams, R. J., Liebert, J., & Burgasser, A. J. 2000, AJ, 119, 369
- Reid, I. N., Kirkpatrick, J. D., Liebert, J., Burrows, A., Gizis, J. E., Burgasser, A., Dahn, C. C., Monet, D., Cutri, R., Beichman, C. A., & Skrutskie, M. 1999, ApJ, 521, 613
- Reid, I. N., Lewitus, E., Allen, P. R., Cruz, K. L., & Burgasser, A. J. 2006, AJ, 132, 891
- Reid, L. N. & Gilmore, G. 1981, MNRAS, 196, 15P
- Reid, N., Tinney, C. G., & Mould, J. 1994, AJ, 108, 1456
- Reylé, C. & Robin, A. C. 2004, A&A, 421, 643
- Ruiz, M. T., Leggett, S. K., & Allard, F. 1997, ApJ, 491, L107+
- Ruiz, M. T., Wischnjewsky, M., Rojo, P. M., & Gonzalez, L. E. 2001, ApJS, 133, 119
- Salim, S., Lépine, S., Rich, R. M., & Shara, M. M. 2003, ApJ, 586, L149

- Saumon, D., Bergeron, P., Lunine, J. I., Hubbard, W. B., & Burrows, A. 1994, *ApJ*, 424, 333
- Saumon, D., Marley, M. S., Leggett, S. K., Geballe, T. R., Stephens, D., Golimowski, D. A., Cushing, M. C., Fan, X., Rayner, J. T., Lodders, K., & Freedman, R. S. 2007, *ApJ*, 656, 1136
- Schmidt, S. J., Cruz, K. L., Bongiorno, B. J., Liebert, J., & Reid, I. N. 2007, *AJ*, 133, 2258
- Schneider, D. P., Greenstein, J. L., Schmidt, M., & Gunn, J. E. 1991, *AJ*, 102, 1180
- Schneider, D. P., Knapp, G. R., Hawley, S. L., Covey, K. R., Fan, X., Ramsey, L. W., Richards, G. T., Strauss, M. A., Gunn, J. E., Hill, G. J., MacQueen, P. J., Adams, M. T., Hill, G. M., Ivezić, Ž., Lupton, R. H., Pier, J. R., Saxe, D. H., Shetrone, M., Tufts, J. R., Wolf, M. J., Brinkmann, J., Csabai, I., Hennessy, G. S., & York, D. G. 2002, *AJ*, 123, 458
- Scholz, R.-D., Irwin, M., Ibata, R., Jahreiß, H., & Malkov, O. Y. 2000, *A&A*, 353, 958
- Scholz, R.-D., McCaughrean, M. J., Lodieu, N., & Kuhlbrodt, B. 2003, *A&A*, 398, L29
- Scholz, R.-D., McCaughrean, M. J., Zinnecker, H., & Lodieu, N. 2005, *A&A*, 430, L49
- Scholz, R.-D. & Meusinger, H. 2002, *MNRAS*, 336, L49
- Schwarzschild, K. 1908, *Nachr. Königlichen Ges. Wiss Göttingen*, 191
- Siegler, N., Close, L. M., Burgasser, A. J., Cruz, K. L., Marois, C., Macintosh, B., & Barman, T. 2007, *AJ*, 133, 2320
- Siegler, N., Close, L. M., Mamajek, E. E., & Freed, M. 2003, *ApJ*, 598, 1265
- Skrutskie, M. F., Cutri, R. M., Stiening, R., Weinberg, M. D., Schneider, S., Carpenter, J. M., Beichman, C., Capps, R., Chester, T., Elias, J., Huchra, J., Liebert, J., Lonsdale, C., Monet, D. G., Price, S., Seitzer, P., Jarrett, T., Kirkpatrick, J. D., Gizis, J. E., Howard, E., Evans, T., Fowler, J., Fullmer, L., Hurt, R., Light, R., Kopan, E. L., Marsh, K. A., McCallon, H. L., Tam, R., Van Dyk, S., & Wheelock, S. 2006, *AJ*, 131, 1163
- Soubiran, C., Bienaymé, O., & Siebert, A. 2003, *A&A*, 398, 141
- Stephens, D. C. & Leggett, S. K. 2004, *PASP*, 116, 9

- Stern, D., Kirkpatrick, J. D., Allen, L. E., Bian, C., Blain, A., Brand, K., Brodwin, M., Brown, M. J. I., Cool, R., Desai, V., Dey, A., Eisenhardt, P., Gonzalez, A., Jannuzi, B. T., Menendez-Delmestre, K., Smith, H. A., Soifer, B. T., Tiede, G. P., & Wright, E. 2007, *ApJ*, 663, 677
- Strauss, M. A., Fan, X., Gunn, J. E., Leggett, S. K., Geballe, T. R., Pier, J. R., Lupton, R. H., Knapp, G. R., Annis, J., Brinkmann, J., Crocker, J. H., Csabai, I., Fukugita, M., Golimowski, D. A., Harris, F. H., Hennessy, G. S., Hindsley, R. B., Ivezić, Ž., Kent, S., Lamb, D. Q., Munn, J. A., Newberg, H. J., Rechenmacher, R., Schneider, D. P., Smith, J. A., Stoughton, C., Tucker, D. L., Waddell, P., & York, D. G. 1999, *ApJ*, 522, L61
- Teegarden, B. J., Pravdo, S. H., Hicks, M., Lawrence, K., Shaklan, S. B., Covey, K., Fraser, O., Hawley, S. L., McGlynn, T., & Reid, I. N. 2003, *ApJ*, 589, L51
- Teixeira, R., Ducourant, C., Sartori, M. J., Camargo, J. I. B., Périé, J. P., Lépine, J. R. D., & Benevides-Soares, P. 2000, *A&A*, 361, 1143
- Thorstensen, J. R. & Kirkpatrick, J. D. 2003, *PASP*, 115, 1207
- Tinney, C. G. 1996, *MNRAS*, 281, 644
- Tinney, C. G., Burgasser, A. J., & Kirkpatrick, J. D. 2003, *AJ*, 126, 975
- Tinney, C. G., Burgasser, A. J., Kirkpatrick, J. D., & McElwain, M. W. 2005, *AJ*, 130, 2326
- Tinney, C. G., Delfosse, X., Forveille, T., & Allard, F. 1998, *A&A*, 338, 1066
- Tinney, C. G., Mould, J. R., & Reid, I. N. 1993, *AJ*, 105, 1045
- Tsvetanov, Z. I., Golimowski, D. A., Zheng, W., Geballe, T. R., Leggett, S. K., Ford, H. C., Davidsen, A. F., Uomoto, A., Fan, X., Knapp, G. R., Strauss, M. A., Brinkmann, J., Lamb, D. Q., Newberg, H. J., Rechenmacher, R., Schneider, D. P., York, D. G., Lupton, R. H., Pier, J. R., Annis, J., Csabai, I., Hindsley, R. B., Ivezić, Ž., Munn, J. A., Thakar, A. R., & Waddell, P. 2000, *ApJ*, 531, L61
- van Altena, W. F., Lee, J. T., & Hoffleit, E. D. 1995, *The general catalogue of trigonometric [stellar] parallaxes* (New Haven, CT: Yale University Observatory, —c1995, 4th ed., completely revised and enlarged)
- Vrba, F. J., Henden, A. A., Luginbuhl, C. B., Guetter, H. H., Munn, J. A., Canzian, B., Burgasser, A. J., Kirkpatrick, J. D., Fan, X., Geballe, T. R., Golimowski, D. A., Knapp, G. R., Leggett, S. K., Schneider, D. P., & Brinkmann, J. 2004, *AJ*, 127, 2948

- West, A. A., Bochanski, J. J., Hawley, S. L., Cruz, K. L., Covey, K. R., Silvestri, N. M., Reid, I. N., & Liebert, J. 2006, *AJ*, 132, 2507
- West, A. A., Hawley, S. L., Bochanski, J. J., Covey, K. R., Reid, I. N., Dhital, S., Hilton, E. J., & Masuda, M. 2008, *AJ*, 135, 785
- West, A. A., Walkowicz, L. M., & Hawley, S. L. 2005, *PASP*, 117, 706
- Wielen, R. 1977, *A&A*, 60, 263
- Wilson, J. C. 2002, PhD thesis, AA(CORNELL UNIVERSITY)
- Wilson, J. C., Kirkpatrick, J. D., Gizis, J. E., Skrutskie, M. F., Monet, D. G., & Houck, J. R. 2001, *AJ*, 122, 1989
- Wilson, J. C., Miller, N. A., Gizis, J. E., Skrutskie, M. F., Houck, J. R., Kirkpatrick, J. D., Burgasser, A. J., & Monet, D. G. 2003, in *IAU Symposium*, Vol. 211, *Brown Dwarfs*, ed. E. Martín, 197–+
- York, D. G., Adelman, J., Anderson, Jr., J. E., Anderson, S. F., Annis, J., Bahcall, N. A., Bakken, J. A., Barkhouser, R., Bastian, S., Berman, E., Boroski, W. N., Bracker, S., Briegel, C., Briggs, J. W., Brinkmann, J., Brunner, R., Burles, S., Carey, L., Carr, M. A., Castander, F. J., Chen, B., Colestock, P. L., Connolly, A. J., Crocker, J. H., Csabai, I., Czarapata, P. C., Davis, J. E., Doi, M., Dombeck, T., Eisenstein, D., Ellman, N., Elms, B. R., Evans, M. L., Fan, X., Federwitz, G. R., Fiscelli, L., Friedman, S., Frieman, J. A., Fukugita, M., Gillespie, B., Gunn, J. E., Gurbani, V. K., de Haas, E., Haldeman, M., Harris, F. H., Hayes, J., Heckman, T. M., Hennessy, G. S., Hindsley, R. B., Holm, S., Holmgren, D. J., Huang, C.-h., Hull, C., Husby, D., Ichikawa, S.-I., Ichikawa, T., Ivezić, Ž., Kent, S., Kim, R. S. J., Kinney, E., Klaene, M., Kleinman, A. N., Kleinman, S., Knapp, G. R., Korienek, J., Kron, R. G., Kunszt, P. Z., Lamb, D. Q., Lee, B., Leger, R. F., Limmongkol, S., Lindenmeyer, C., Long, D. C., Loomis, C., Loveday, J., Lucinio, R., Lupton, R. H., MacKinnon, B., Mannery, E. J., Mantsch, P. M., Margon, B., McGehee, P., McKay, T. A., Meiksin, A., Merelli, A., Monet, D. G., Munn, J. A., Narayanan, V. K., Nash, T., Neilsen, E., Neswold, R., Newberg, H. J., Nichol, R. C., Nicinski, T., Nonino, M., Okada, N., Okamura, S., Ostriker, J. P., Owen, R., Pauls, A. G., Peoples, J., Peterson, R. L., Petravick, D., Pier, J. R., Pope, A., Pordes, R., Prosapio, A., Rechenmacher, R., Quinn, T. R., Richards, G. T., Richmond, M. W., Rivetta, C. H., Rockosi, C. M., Ruthmansdorfer, K., Sandford, D., Schlegel, D. J., Schneider, D. P., Sekiguchi, M., Sergey, G., Shimasaku, K., Siegmund, W. A., Smee, S., Smith, J. A., Snedden, S., Stone, R., Stoughton, C., Strauss, M. A., Stubbs, C., SubbaRao, M., Szalay, A. S.,

Szapudi, I., Szokoly, G. P., Thakar, A. R., Tremonti, C., Tucker, D. L., Uomoto, A., Vanden Berk, D., Vogeley, M. S., Waddell, P., Wang, S.-i., Watanabe, M., Weinberg, D. H., Yanny, B., & Yasuda, N. 2000, *AJ*, 120, 1579

Zapatero Osorio, M. R., Béjar, V. J. S., Martín, E. L., Rebolo, R., Barrado y Navascués, D., Mundt, R., Eislöffel, J., & Caballero, J. A. 2002, *ApJ*, 578, 536

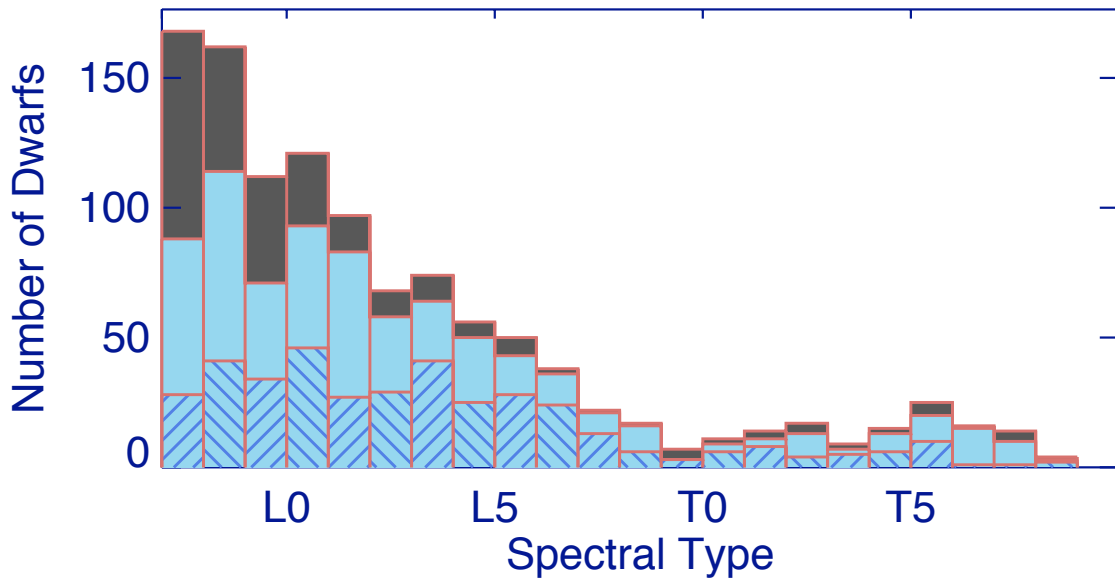


Fig. 1.— Spectral type distribution of all late-type M, L, and T dwarfs. The overall histogram is the distribution of all ultracool dwarfs in our sample. The blue shaded histogram shows ultracool dwarfs with proper motion measurements. The diagonally shaded histogram shows the distribution of ultracool dwarfs with new proper motions reported in this paper.

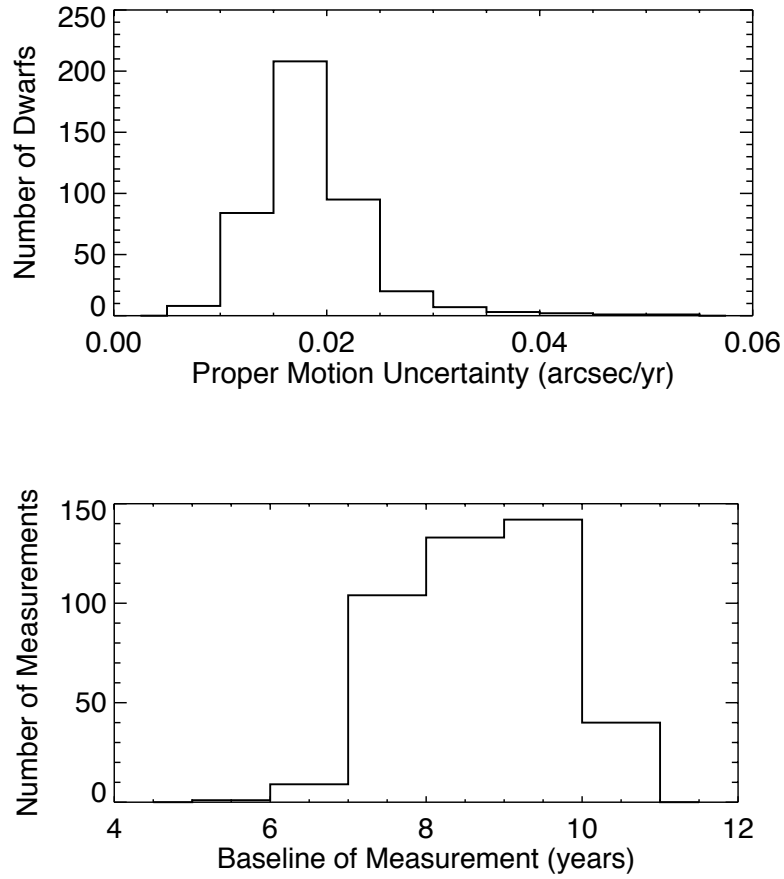


Fig. 2.— (Top): Distribution of proper motion uncertainties for the sample of 427 measurements reported in this paper. The median value is 18 mas/yr . (Bottom): Distribution of proper motion baselines (time between first and second epoch measurements) used in this survey.

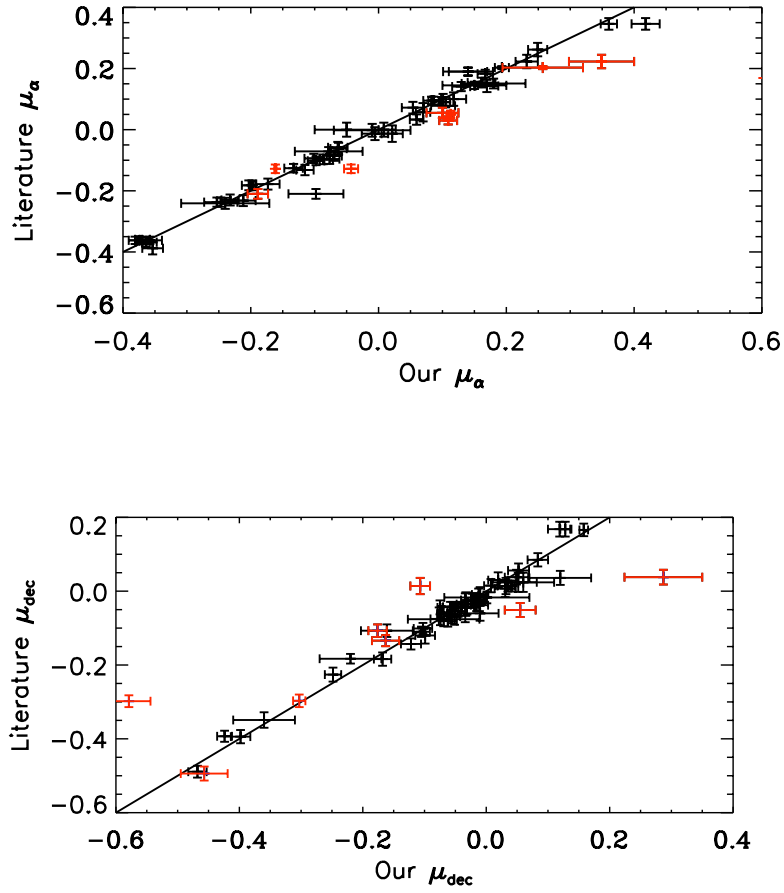


Fig. 3.— Comparison of Right Ascension (top) and Declination (bottom) proper motion measured in this paper and those measured in the literature. The straight line represents a perfect agreement between measurements. The red highlighted objects are the discrepant proper motion measurements (see Table 4.)

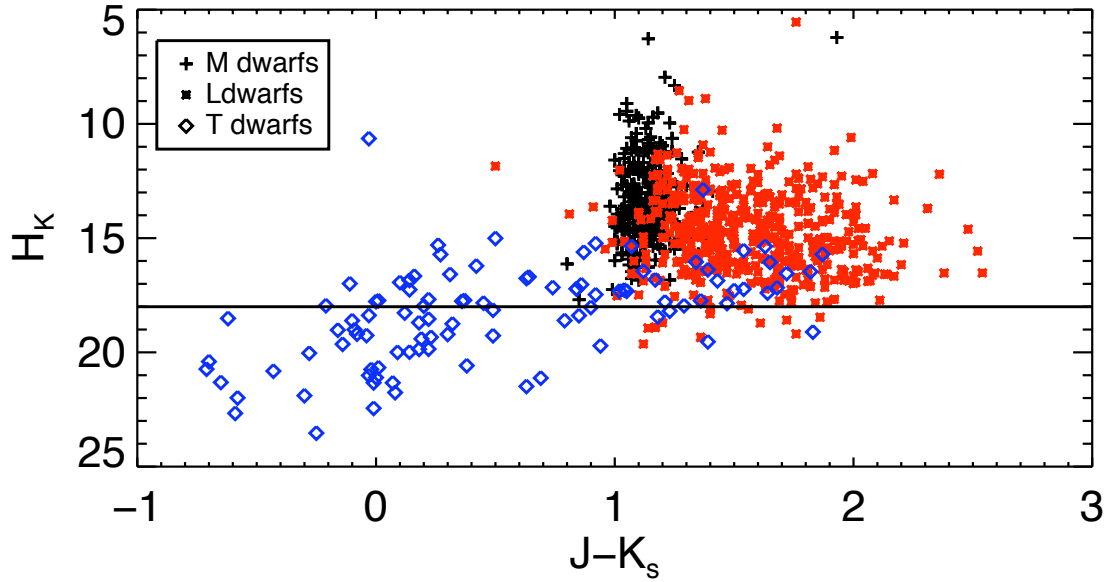


Fig. 4.— Reduced proper motion diagram using the 2MASS J and K_s magnitudes. Late-type M dwarfs are marked with a black plus sign, L dwarfs are marked as a red 5 point star and T dwarfs are marked as blue diamonds. The line at H_K of 18 marks where M dwarfs are segregated from the L and T dwarfs regardless of near-IR color. This cut-off will also include subdwarfs and cool white dwarfs but these objects will be rare.

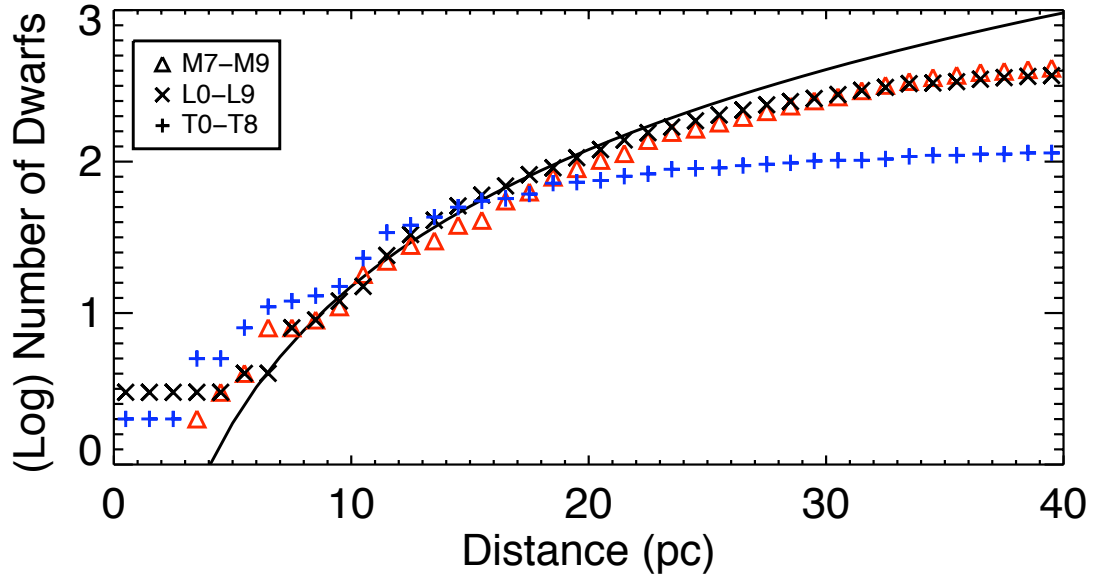


Fig. 5.— Cumulative distance distribution of all late-type M, L, and T dwarfs in our database. Triangles refer to the M7-M9 dwarfs, the 'X' symbols refer to all L0-L9 dwarfs and the plus symbols refer to all T0-T8 dwarfs. The solid line corresponds to a constant density distribution ($N \propto d^3$). The L and M dwarfs deviate from this distribution around 20 pc but the T dwarfs fall off closer to 15 pc.

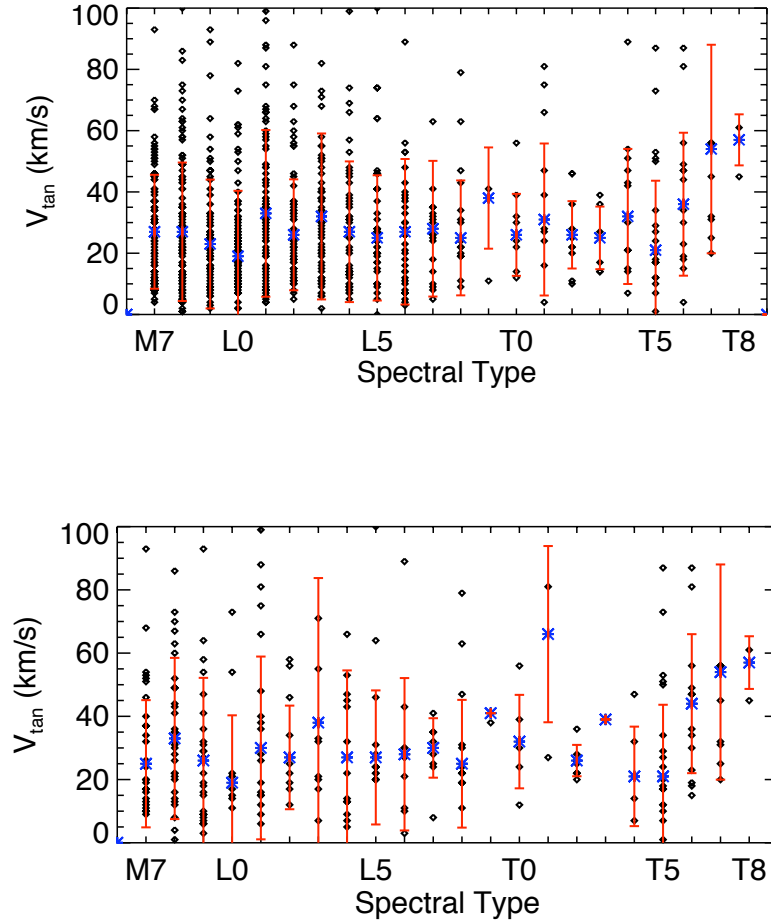


Fig. 6.— Distribution of V_{tan} values binned by spectral type. The top panel is the full astrometric sample and the bottom panel is the 20 pc sample. The asterisks refer to the median V_{tan} values and the vertical bars refer to the standard deviation or dispersion of velocities.

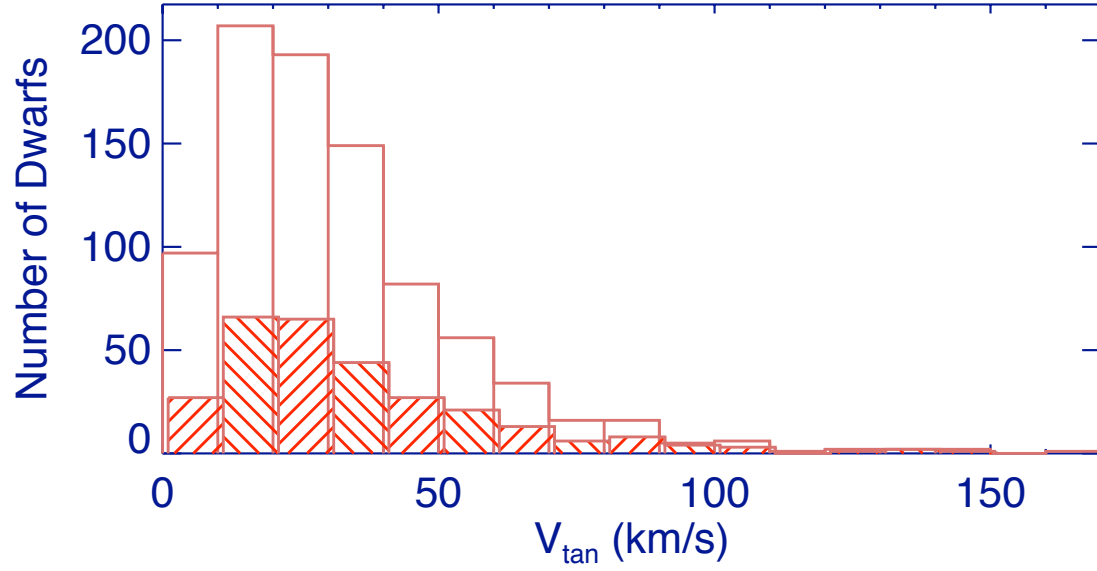


Fig. 7.— The overall histogram is the tangential velocity distribution for the entire sample and the diagonally shaded histogram is the 20 pc sample. Both V_{tan} distributions peak in the 10-30 km s⁻¹ bins.

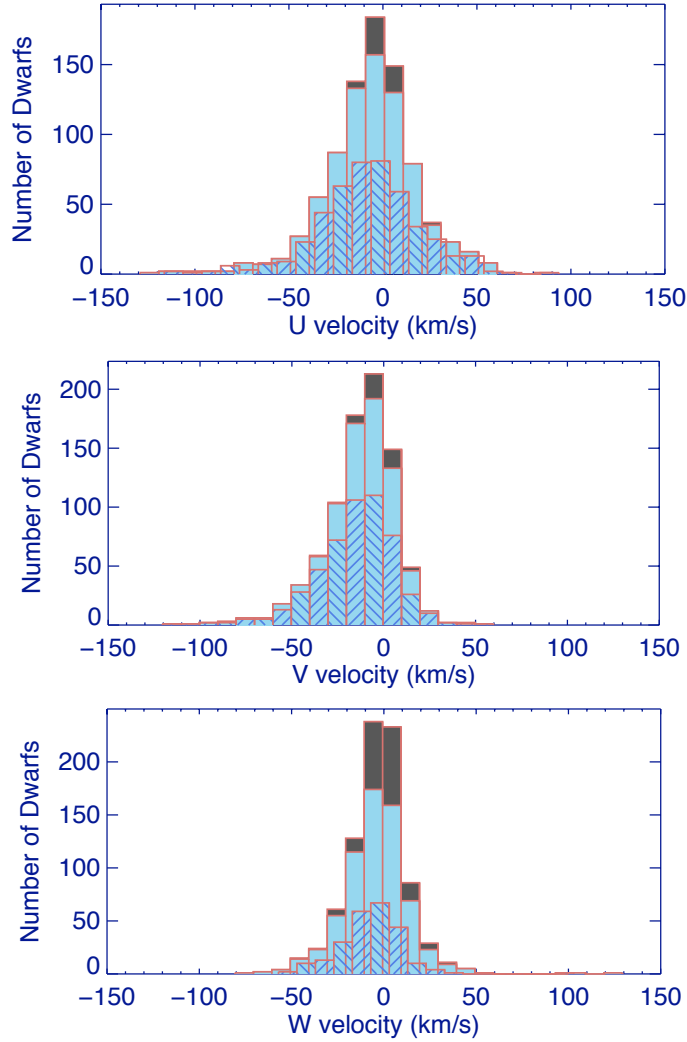


Fig. 8.— Histogram of U,V,W velocities. Plotted for each velocity is 1) each object in the astrometric sample (large histogram) 2) a 30 degree restriction on objects and 3) a 60 degree restriction (smallest histogram). The 30 and 60 degree restrictions are placed on the X,Y or Z axis and correspond to removing the U,V, or W velocity respectively for objects in cones of noted radius around the respective axis.

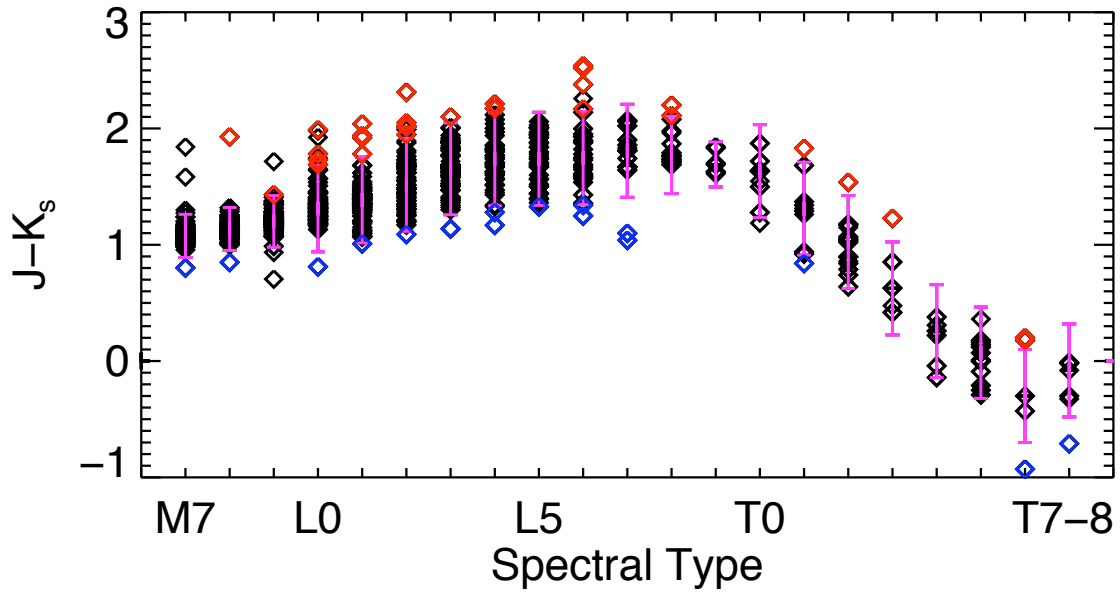


Fig. 9.— $J - K_s$ colors of late-type dwarfs. We compute the average values for each spectral type (binned by 1 subtype) from the 2MASS photometry of a select sample of dwarfs and then flag objects as photometric outliers when they are either twice the standard deviation of $J - K_s$ or 0.4 magnitude redder or bluer than the average value. Red symbols above the plotted range of $J - K_s$ colors are the red outliers and blue symbols below the plotted range of $J - K_s$ colors are the blue outliers.

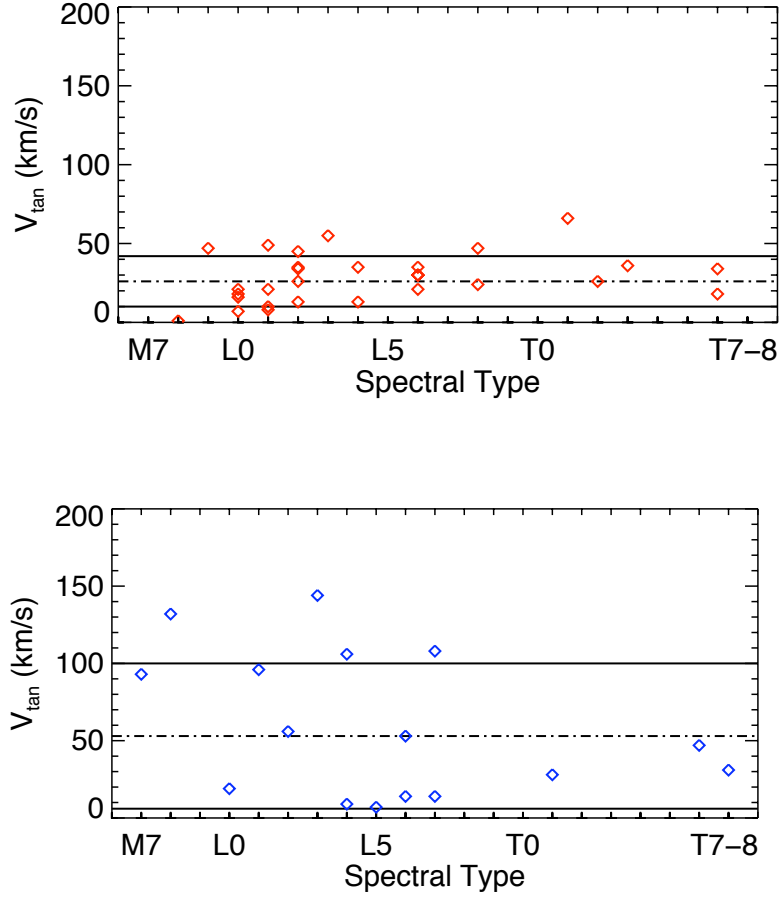


Fig. 10.— The spread of tangential velocities for objects marked as red outliers (top panel) and blue outliers (bottom panel). The red population has a fairly tight dispersion and the blue population has a fairly wide dispersion compared to the full sample suggesting a link between near-IR color and age. The dashed line in each plot represents the median V_{tan} value for the outlier group and the solid black lines represent the dispersion.

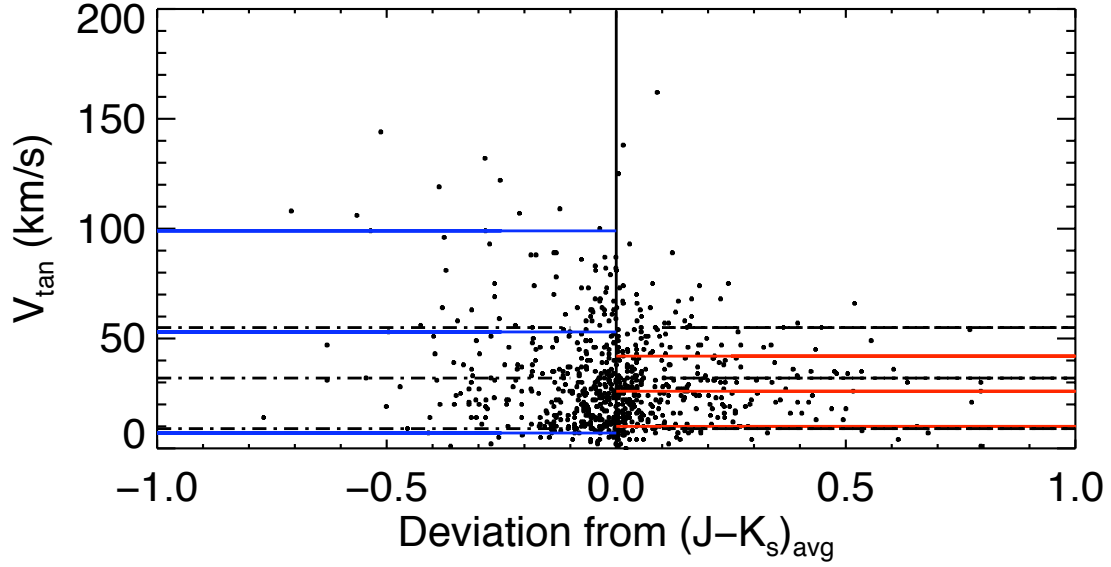


Fig. 11.— A scatter plot showing V_{tan} as a function of the deviation in $J - K_s$ color from the average at a given spectral type. The blue outliers appear to move faster on average than the red outliers. To demonstrate this we have over-plotted the average V_{tan} with dispersion for the blue and red photometric outliers as well as for the full astrometric sample (dashed lines).

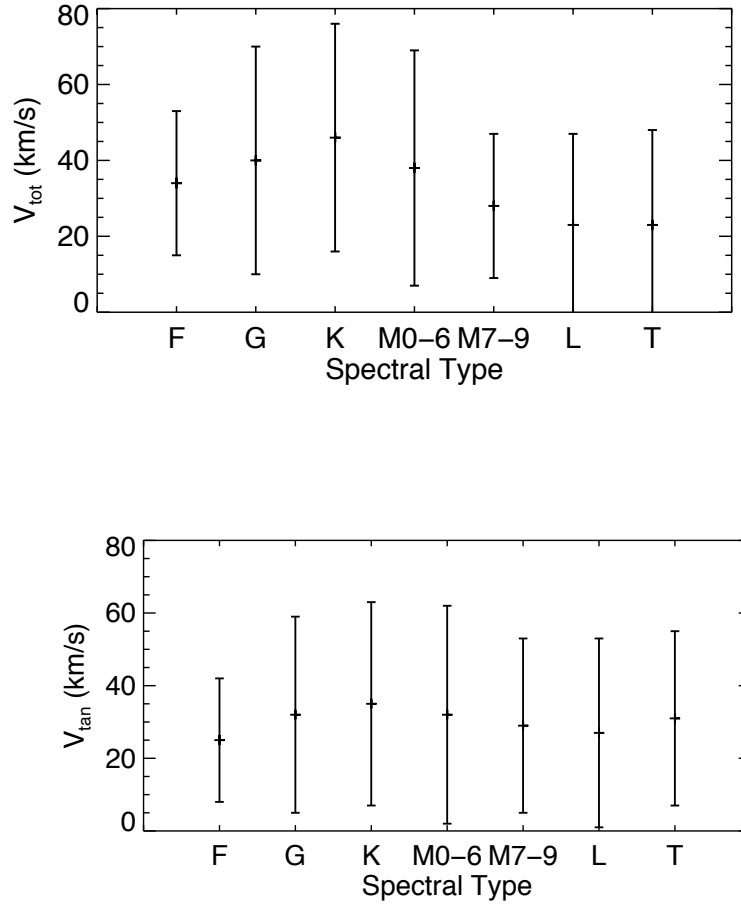


Fig. 12.— Top: A plot of median V_{tot} and σ_{tot} values calculated from the U,V,W velocities for the 20 pc sample of F through T objects. Bottom: A plot of median V_{tan} and σ_{tan} values calculated from the proper motions and distances for the 20 pc sample of F through T objects.

Table 1. Properties of Instruments Used for Astrometric Measurements

| Telescope | Instrument | Band | FOV (arcminutes) | Plate Scale (arcsecond/pixel) | Dates | Seeing (arcseconds) | Sources Observed |
|-----------|------------|------|---------------------|----------------------------------|------------------|------------------------|------------------|
| CTIO 0.9m | CFIM | I | 4.5 | 0.40 | 2007 Sep 23 - 26 | 0.8 - 2.0 | 42 |
| MDM 1.3m | TIFKAM | J | 5.6 | 0.55 | 2007 Nov 20 - 24 | 1.0 - 2.5 | 66 |
| | | | | | 2008 Apr 22 - 28 | 0.8 - 2.5 | 80 |
| CTIO 1.5m | CPAPIR | J | 35.0 | 1.02 | 2005 Oct 19 | 1.0 - 1.5 | 4 |
| | | | | | 2006 Aug 21 | 1.0 - 2.0 | 7 |
| | | | | | 2007 Mar 04 | 0.9 - 1.8 | 28 |
| | | | | | 2007 Mar 23 | 0.9 - 1.3 | 39 |
| | | | | | 2007 Dec 03 - 06 | 1.0 - 2.0 | 35 |
| | | | | | 2008 Jan 15 - 23 | 0.7 - 2.5 | 248 |

Table 2. New Proper Motion Measurements

| Source Name (1) | RA (J2000) (2) | DEC (J2000) (3) | SpT ^a (optical) (4) | SpT (near-IR) (5) | $\mu_{\alpha, \cos(\delta)}$ ($''/\text{yr}$) (6) | μ_{δ} ($''/\text{yr}$) (7) | Baseline (yrs) (8) | Instrument (9) |
|---------------------------|----------------------|-----------------------|--------------------------------------|-------------------------|---|---|--------------------------|-------------------|
| 2MASS J00034227-2822410 | 00 03 42.27 | -28 22 41.0 | M7.5 | — | 0.257 ± 0.016 | -0.145 ± 0.018 | 9.2 | CPAPIR |
| 2MASS J0006205-172051 | 00 06 20.50 | -17 20 50.6 | L2.5 | — | -0.032 ± 0.017 | 0.017 ± 0.018 | 9.5 | CPAPIR |
| 2MASS J00100009-2031122 | 00 10 00.09 | -20 31 12.2 | L0 | — | 0.100 ± 0.022 | 0.007 ± 0.023 | 9.1 | CFIM |
| 2MASS J0013578-223520 | 00 13 57.79 | -22 35 20.0 | L4 | — | 0.055 ± 0.017 | -0.051 ± 0.019 | 9.4 | CPAPIR |
| 2MASS J00145575-4844171 | 00 14 55.75 | -48 44 17.1 | L2.5 | — | 0.851 ± 0.012 | 0.289 ± 0.018 | 8.1 | CPAPIR |
| 2MASS J00165953-4056541 | 00 16 59.53 | -40 56 54.1 | L3.5 | — | 0.201 ± 0.014 | 0.032 ± 0.018 | 8.3 | CPAPIR |
| EROS-MP J0032-4405 | 00 32 55.84 | -44 05 05.8 | L0 | — | 0.126 ± 0.015 | -0.099 ± 0.021 | 8.4 | CPAPIR |
| 2MASS J0032386-1521309 | 00 33 23.86 | -15 21 30.9 | L4 | — | 0.291 ± 0.016 | 0.043 ± 0.017 | 8.3 | CPAPIR |
| 2MASS J00374306-5846229 | 00 37 43.06 | -58 46 22.9 | L0 | — | 0.049 ± 0.010 | -0.051 ± 0.020 | 8.2 | CPAPIR |
| SIPS J0050-1538 | 00 50 24.44 | -15 38 18.4 | L1 | — | -0.229 ± 0.018 | -0.494 ± 0.019 | 9.6 | CPAPIR |
| 2MASSW J0051107-154417 | 00 51 10.78 | -15 44 16.9 | L3.5 | — | 0.043 ± 0.015 | -0.021 ± 0.016 | 9.4 | CPAPIR |
| 2MASS J00531899-3631102 | 00 53 18.99 | -36 31 10.2 | L3.5 | — | 0.018 ± 0.015 | -0.085 ± 0.019 | 8.5 | CPAPIR |
| SDSSp J005406.55-003101.8 | 00 54 06.55 | -00 31 01.8 | L1 | — | 0.200 ± 0.009 | -0.160 ± 0.009 | 9.2 | TIFKAM |
| 2MASS J0104075-005328 | 01 04 07.50 | -00 53 28.3 | L4.5 | — | 0.473 ± 0.018 | -0.021 ± 0.018 | 9.2 | CPAPIR |
| 2MASS J01062285-5933185 | 01 06 22.85 | -59 33 18.5 | L0 | — | 0.046 ± 0.010 | -0.198 ± 0.020 | 8.2 | CPAPIR |
| 2MASS J01071607-1517577 | 01 07 16.07 | -15 17 57.7 | M7 | — | -0.031 ± 0.016 | 0.011 ± 0.017 | 9.5 | CPAPIR |
| SDSSp J010752.33+004156.1 | 01 07 52.42 | +00 41 56.3 | L8 | L5.5 | 0.612 ± 0.020 | 0.078 ± 0.020 | 5.1 | CPAPIR |
| SSSPM J0109-4955 | 01 09 09.18 | -49 54 53.2 | — | L1 | 0.095 ± 0.013 | 0.168 ± 0.020 | 8.2 | CPAPIR |
| 2MASS J01165457-1357342 | 01 16 54.57 | -13 57 34.2 | M9 | — | -0.026 ± 0.022 | -0.110 ± 0.022 | 7.5 | CPAPIR |
| 2MASS J0117474-340325 | 01 17 47.48 | -34 03 25.8 | L2 | — | 0.080 ± 0.017 | -0.062 ± 0.020 | 8.9 | CFIM |
| 2MASS J01244599-5745379 | 01 24 45.99 | -57 45 37.9 | L0 | — | -0.003 ± 0.010 | 0.018 ± 0.019 | 8.3 | CPAPIR |
| 2MASS J0125369-343505 | 01 25 36.89 | -34 35 04.9 | L2 | — | 0.151 ± 0.016 | 0.036 ± 0.019 | 9.1 | CPAPIR |
| 2MASS J0130563-4445411 | 01 30 56.63 | -44 45 41.1 | M9 | — | 0.120 ± 0.014 | -0.025 ± 0.020 | 8.3 | CPAPIR |
| 2MASS J0131838+3801554 | 01 31 18.38 | +38 01 55.4 | L4 | — | 0.373 ± 0.012 | -0.031 ± 0.015 | 9.1 | TIFKAM |
| 2MASSW J0135358+120522 | 01 35 35.86 | +12 05 21.6 | L1.5 | — | -0.042 ± 0.023 | -0.422 ± 0.023 | 7.3 | CPAPIR |
| 2MASSW J0141032+180450 | 01 41 03.21 | +18 04 50.2 | L1 | L4.5 | 0.403 ± 0.011 | -0.045 ± 0.012 | 9.1 | TIFKAM |
| 2MASS J01411479-2417311 | 01 41 14.79 | -24 17 31.1 | M7.5 | — | -0.161 ± 0.017 | -0.303 ± 0.019 | 9.2 | CPAPIR |
| 2MASS J01415823-4633574 | 01 41 58.23 | -46 33 57.4 | L0 | L0 | 0.104 ± 0.017 | -0.026 ± 0.024 | 8.1 | CFIM |
| 2MASS J01443536-0716142 | 01 44 35.36 | -07 16 14.2 | L5 | — | 0.395 ± 0.018 | -0.204 ± 0.018 | 9.2 | CPAPIR |
| 2MASS J01460119-4545263 | 01 46 01.19 | -45 45 26.3 | M9 | — | 0.121 ± 0.016 | 0.060 ± 0.023 | 7.3 | CPAPIR |
| 2MASSW J0147334+345311 | 01 47 33.44 | +34 53 11.2 | L0.5 | — | 0.037 ± 0.009 | -0.055 ± 0.011 | 10.0 | TIFKAM |
| 2MASS J01550354+0950003 | 01 55 03.54 | +09 50 00.3 | L5 | — | 0.338 ± 0.023 | -0.080 ± 0.023 | 7.3 | CPAPIR |
| 2MASS J02042212-3632308 | 02 04 22.12 | -36 32 30.8 | M9 | — | 0.193 ± 0.017 | -0.034 ± 0.021 | 8.5 | CPAPIR |
| 2MASSW J0205034+125142 | 02 05 03.44 | +12 51 42.2 | L5 | — | 0.349 ± 0.011 | -0.018 ± 0.011 | 9.2 | TIFKAM |
| SDSS J020608.97+223559.2 | 02 06 08.80 | +22 35 59.3 | — | L5.5 | 0.341 ± 0.015 | -0.062 ± 0.016 | 10.2 | CPAPIR |
| SDSS J020735.60+135556.3 | 02 07 35.57 | +13 55 56.4 | L3 | L3 | 0.260 ± 0.017 | -0.161 ± 0.018 | 9.3 | CPAPIR |
| 2MASSW J0208183+254253 | 02 08 18.33 | +25 42 53.3 | L1 | — | 0.356 ± 0.010 | -0.021 ± 0.011 | 10.0 | TIFKAM |
| 2MASSW J0208236+273740 | 02 08 23.63 | +27 37 40.0 | L5 | — | 0.217 ± 0.013 | -0.110 ± 0.014 | 10.1 | TIFKAM |
| 2MASSW J0208549+250048 | 02 08 54.99 | +25 00 48.8 | L5 | — | -0.022 ± 0.011 | 0.060 ± 0.012 | 10.1 | TIFKAM |
| SDSS J021128.25+141003.8 | 02 11 28.27 | +14 10 03.9 | L1 | — | -0.092 ± 0.010 | -0.030 ± 0.010 | 9.2 | TIFKAM |
| 2MASS J0218291-313322 | 02 18 29.13 | -31 33 23.0 | L3 | — | -0.165 ± 0.015 | -0.138 ± 0.018 | 9.0 | CPAPIR |
| 2MASS J02192196+0506306 | 02 19 21.96 | +05 06 30.6 | — | L1 | 0.190 ± 0.024 | 0.005 ± 0.024 | 7.4 | CPAPIR |
| 2MASS J02212859-6831400 | 02 21 28.46 | -68 31 40.0 | M8 | — | 0.046 ± 0.006 | -0.006 ± 0.017 | 7.3 | CPAPIR |
| 2MASS J02215494-5412054 | 02 21 54.99 | -54 12 05.4 | M9 | — | 0.136 ± 0.010 | -0.010 ± 0.017 | 7.4 | CPAPIR |
| 2MASS J02235464-5815067 | 02 23 54.46 | -58 15 06.7 | L0 | — | 0.134 ± 0.010 | 0.005 ± 0.019 | 7.4 | CPAPIR |
| 2MASS J02251947-5837295 | 02 25 18.81 | -58 37 29.5 | M9 | — | 0.085 ± 0.010 | -0.030 ± 0.018 | 7.4 | CPAPIR |
| 2MASS J02271036-1624479 | 02 27 10.36 | -16 24 47.9 | L1 | — | 0.426 ± 0.016 | -0.297 ± 0.017 | 7.0 | CFIM |
| 2MASS J02284243+1639329 | 02 28 42.43 | +16 39 32.9 | L0 | — | 0.422 ± 0.020 | -0.412 ± 0.021 | 8.2 | CPAPIR |

Table 2—Continued

| Source Name (1) | RA (J2000) (2) | DEC (J2000) (3) | SpT ^a (optical) (4) | SpT (near-IR) (5) | $\mu_{\alpha, \cos(\delta)}$ ($''/yr$) (6) | μ_{δ} ($''/yr$) (7) | Baseline (yrs) (8) | Instrument (9) |
|---------------------------|----------------------|-----------------------|--------------------------------------|-------------------------|--|--------------------------------------|--------------------------|-------------------|
| 2MASS J02284355-6325052 | 02 28 43.55 | -63 25 05.2 | — | L0 | 0.593 ± 0.010 | 0.458 ± 0.023 | 7.3 | CPAPIR |
| 2MASS J02301551+2704061 | 02 30 15.51 | +27 04 06.1 | L0 | — | 0.189 ± 0.008 | -0.007 ± 0.010 | 9.1 | TIFKAM |
| SDSS J023547.56-084919.8 | 02 35 47.56 | -08 49 19.8 | L2 | — | -0.044 ± 0.013 | 0.013 ± 0.013 | 9.1 | TIFKAM |
| SDSSp J023617.93+004855.0 | 02 36 17.94 | +00 48 54.8 | L6 | L6.5 | 0.123 ± 0.012 | -0.176 ± 0.012 | 7.2 | TIFKAM |
| 2MASS J0239424-173547 | 02 39 42.45 | -17 35 47.1 | L0 | — | 0.042 ± 0.017 | -0.095 ± 0.018 | 9.4 | CPAPIR |
| 2MASS J0241536-124106 | 02 41 53.67 | -12 41 06.9 | L2 | — | 0.312 ± 0.016 | -0.040 ± 0.017 | 9.4 | CPAPIR |
| 2MASSW J0242435+160739 | 02 42 43.55 | +16 07 39.2 | L1.5 | — | 0.152 ± 0.011 | -0.210 ± 0.012 | 9.2 | TIFKAM |
| 2MASS J02435103-5432194 | 02 43 51.03 | -54 32 19.4 | M9 | — | 0.096 ± 0.011 | -0.026 ± 0.019 | 8.2 | CPAPIR |
| SDSS J024749.90-163112.6 | 02 47 49.78 | -16 31 13.2 | — | T2 | 0.313 ± 0.017 | 0.143 ± 0.017 | 9.3 | CPAPIR |
| SDSS J025601.86+011047.2 | 02 56 01.89 | +01 10 46.7 | L0 | — | 0.025 ± 0.015 | -0.068 ± 0.015 | 7.2 | TIFKAM |
| 2MASS J02572581-3105523 | 02 57 25.81 | -31 05 52.3 | L8 | — | 0.602 ± 0.018 | 0.320 ± 0.021 | 6.2 | CPAPIR |
| 2MASS J0302012+135814 | 03 02 01.22 | +13 58 14.2 | L3 | — | 0.055 ± 0.015 | -0.037 ± 0.016 | 10.3 | CPAPIR |
| SDSSp J030321.24-000938.2 | 03 03 21.23 | -00 09 37.8 | L0 | — | 0.025 ± 0.017 | -0.023 ± 0.017 | 9.2 | CPAPIR |
| 2MASSW J0306268+154514 | 03 06 26.84 | +15 45 13.7 | L6 | — | 0.212 ± 0.017 | -0.071 ± 0.018 | 9.2 | CPAPIR |
| 2MASSW J0309088-194938 | 03 09 08.88 | -19 49 38.7 | L4.5 | — | 0.184 ± 0.016 | -0.038 ± 0.017 | 9.2 | CPAPIR |
| 2MASS J03100053+0726506 | 03 10 00.53 | +07 26 50.6 | M7.5 | — | 0.539 ± 0.022 | 0.254 ± 0.022 | 7.3 | CPAPIR |
| 2MASS J03101401-2756452 | 03 10 14.01 | -27 56 45.2 | L5 | — | -0.116 ± 0.016 | -0.052 ± 0.018 | 9.2 | CPAPIR |
| 2MASSW J0310599+164816 | 03 10 59.86 | +16 48 15.5 | L8 | L9 | -0.706 ± 0.019 | 0.119 ± 0.020 | 8.3 | CPAPIR |
| 2MASS J03134443+0433165 | 03 13 44.43 | +04 33 16.5 | M7.5 | — | -0.049 ± 0.022 | 0.006 ± 0.022 | 7.4 | CPAPIR |
| 2MASS J03140344+1603056 | 03 14 03.44 | +16 03 05.6 | L0 | — | -0.241 ± 0.018 | -0.076 ± 0.019 | 8.3 | CPAPIR |
| 2MASS J03140411-0450316 | 03 14 40.11 | -04 50 31.6 | M7.5 | — | -0.068 ± 0.018 | -0.119 ± 0.018 | 9.3 | CPAPIR |
| 2MASS J0316451-284852 | 03 16 45.12 | -28 48 52.1 | L0 | — | 0.107 ± 0.017 | -0.081 ± 0.019 | 9.2 | CPAPIR |
| 2MASS J03185403-3421292 | 03 18 54.03 | -34 21 29.2 | L7 | — | 0.365 ± 0.016 | 0.017 ± 0.019 | 9.1 | CPAPIR |
| 2MASS J03201720-1026124 | 03 20 17.20 | -10 26 12.4 | M8 | — | 0.013 ± 0.018 | -0.100 ± 0.018 | 9.3 | CPAPIR |
| 2MASSW J0320284-044636 | 03 20 28.39 | -04 46 35.8 | — | L0.5 | -0.267 ± 0.016 | -0.533 ± 0.016 | 9.2 | CPAPIR |
| 2MASS J03231002-4631237 | 03 23 10.02 | -46 31 23.7 | L0 | — | 0.060 ± 0.013 | -0.010 ± 0.019 | 7.5 | CPAPIR |
| 2MASS J03250136+2253039 | 03 25 01.36 | +22 53 03.9 | L3 | — | 0.405 ± 0.013 | -0.146 ± 0.014 | 10.1 | TIFKAM |
| SDSS J032553.17+042540.1 | 03 25 53.22 | +04 25 40.6 | — | T5.5 | -0.183 ± 0.014 | -0.099 ± 0.014 | 7.8 | TIFKAM |
| 2MASS J03264225-2102057 | 03 26 42.25 | -21 02 05.7 | L4 | — | 0.108 ± 0.014 | -0.146 ± 0.015 | 9.0 | CPAPIR |
| 2MASS J03274091-3148156 | 03 27 40.91 | -31 48 15.6 | — | L3 | 0.038 ± 0.017 | 0.018 ± 0.020 | 9.1 | CPAPIR |
| SDSSp J032817.38+003257.2 | 03 28 17.38 | +00 32 57.2 | L3 | — | 0.195 ± 0.013 | 0.033 ± 0.013 | 7.8 | TIFKAM |
| SDSSp J033017.77+000047.8 | 03 30 17.74 | +00 00 47.7 | L0 | — | -0.011 ± 0.018 | -0.046 ± 0.018 | 9.3 | CPAPIR |
| SDSSp J033035.13-002534.5 | 03 30 35.11 | -00 25 34.6 | L4 | — | 0.394 ± 0.015 | -0.336 ± 0.015 | 9.2 | CPAPIR |
| 2MASS J03320043-2317496 | 03 32 00.43 | -23 17 49.6 | M8 | — | -0.013 ± 0.020 | -0.153 ± 0.022 | 7.3 | CPAPIR |
| 2MASS J03341218-4953322 | 03 34 12.04 | -49 53 32.2 | M9 | — | 2.308 ± 0.012 | 0.480 ± 0.019 | 7.4 | CPAPIR |
| 2MASS J03354535+0658058 | 03 35 45.35 | +06 58 05.8 | M8 | — | 0.029 ± 0.021 | -0.333 ± 0.021 | 8.0 | CPAPIR |
| 2MASSW J0337036-175807 | 03 37 03.59 | -17 58 07.9 | L4.5 | — | 0.191 ± 0.031 | 0.115 ± 0.033 | 8.8 | CFIM |
| 2MASS J03400942-6724051 | 03 40 09.42 | -67 24 05.1 | L7 | — | -0.318 ± 0.007 | 0.508 ± 0.018 | 8.9 | CFIM |
| 2MASS J03421621-6817321 | 03 42 16.21 | -68 17 32.1 | L2 | — | 0.064 ± 0.007 | 0.021 ± 0.018 | 9.2 | CPAPIR |
| SDSS J035048.62-051812.8 | 03 50 48.61 | -05 18 12.6 | L1 | — | 0.012 ± 0.022 | -0.028 ± 0.022 | 7.3 | CPAPIR |
| SDSS J035104.37+481046.8 | 03 51 04.23 | +48 10 46.7 | — | T1 | 0.312 ± 0.019 | -0.180 ± 0.029 | 7.9 | TIFKAM |
| SDSS J035448.73-002742.1 | 03 54 48.55 | -00 27 42.0 | — | L2 | -0.011 ± 0.022 | -0.019 ± 0.022 | 7.3 | CPAPIR |
| 2MASS J03550477-1032415 | 03 55 04.77 | -10 32 41.5 | M8.5 | — | 0.046 ± 0.018 | -0.044 ± 0.019 | 9.0 | CPAPIR |
| 2MASS J03552337+1133437 | 03 55 23.37 | +11 33 43.7 | L5 | — | 0.192 ± 0.017 | -0.613 ± 0.017 | 7.2 | CPAPIR |
| 2MASSW J0355419+225702 | 03 55 41.91 | +22 57 01.6 | L3 | — | 0.146 ± 0.014 | -0.025 ± 0.016 | 10.2 | CPAPIR |
| SDSS J035721.11-064126.0 | 03 57 21.10 | -06 41 26.0 | L0 | — | 0.109 ± 0.012 | 0.008 ± 0.012 | 9.1 | CPAPIR |
| DENIS-P J035726.9-441730 | 03 57 26.95 | -44 17 30.5 | L0 | — | 0.064 ± 0.013 | -0.020 ± 0.019 | 8.4 | CPAPIR |
| 2MASS J03582255-4116060 | 03 58 22.55 | -41 16 06.0 | L5 | — | 0.051 ± 0.015 | -0.075 ± 0.020 | 8.1 | CPAPIR |

Table 2—Continued

| Source Name (1) | RA (J2000) (2) | DEC (J2000) (3) | SpT ^a (optical) (4) | SpT (near-IR) (5) | $\mu_{\alpha} \cos(\delta)$ ($''/\text{yr}$) (6) | μ_{δ} ($''/\text{yr}$) (7) | Baseline (yrs) (8) | Instrument (9) |
|---------------------------|----------------------|-----------------------|--------------------------------------|-------------------------|--|---|--------------------------|-------------------|
| 2MASS J04012977-4050448 | 04 01 29.77 | -40 50 44.8 | L0 | — | -0.036 ± 0.015 | -0.102 ± 0.020 | 8.4 | CPAPIR |
| 2MASS J04070752+1546457 | 04 07 07.52 | +15 46 45.7 | L3.5 | — | 0.049 ± 0.019 | 0.044 ± 0.020 | 8.1 | CPAPIR |
| 2MASS J04070885+1514565 | 04 07 08.85 | +15 14 56.5 | — | T5 | 0.106 ± 0.016 | -0.110 ± 0.017 | 8.0 | TIFKAM |
| 2MASS J04081032+0742494 | 04 08 10.32 | +07 42 49.4 | M8 | — | 0.162 ± 0.020 | 0.095 ± 0.020 | 8.1 | CPAPIR |
| 2MASS J04082900-145033.4 | 04 08 29.05 | -14 50 33.4 | L2 | L4.5 | 0.188 ± 0.017 | -0.131 ± 0.018 | 9.4 | CPAPIR |
| 2MASS J0409095+210439 | 04 09 09.50 | +21 04 39.3 | L3 | — | 0.094 ± 0.015 | -0.145 ± 0.016 | 10.2 | CPAPIR |
| SDSSp J041320.38-011424.9 | 04 13 20.39 | -01 14 24.8 | L0.5 | — | 0.070 ± 0.017 | 0.001 ± 0.017 | 9.2 | CPAPIR |
| 2MASS J04174743-2129191 | 04 17 47.43 | -21 29 19.1 | M8 | — | 0.072 ± 0.017 | 0.022 ± 0.018 | 9.2 | CPAPIR |
| 2MASS J04210718-6306022 | 04 21 07.18 | -63 06 02.2 | L4 | — | 0.146 ± 0.008 | 0.191 ± 0.018 | 9.2 | CPAPIR |
| 2MASS J04270723+0859027 | 04 27 07.23 | +08 59 02.7 | M8 | — | -0.121 ± 0.021 | -0.005 ± 0.021 | 8.1 | CPAPIR |
| 2MASS J0428510-225323 | 04 28 50.96 | -22 53 22.7 | L0.5 | — | 0.113 ± 0.012 | 0.155 ± 0.013 | 8.8 | CFIM |
| 2MASS J04305157-0849007 | 04 30 51.57 | -08 49 00.7 | M8 | — | -0.021 ± 0.017 | -0.171 ± 0.018 | 9.3 | CPAPIR |
| 2MASS J04351455-1414468 | 04 35 14.55 | -14 14 46.8 | M8 | — | 0.009 ± 0.014 | 0.016 ± 0.014 | 8.3 | CPAPIR |
| 2MASS J04362767+1151243 | 04 36 27.67 | +11 51 24.3 | M9 | — | 0.117 ± 0.020 | -0.009 ± 0.020 | 8.1 | CPAPIR |
| 2MASS J04362788-4114465 | 04 36 27.88 | -41 14 46.5 | M8 | — | 0.073 ± 0.012 | 0.013 ± 0.016 | 8.2 | CPAPIR |
| 2MASS J04365019-1803262 | 04 36 50.19 | -18 03 26.2 | M7 | — | 0.204 ± 0.017 | -0.015 ± 0.018 | 9.1 | CPAPIR |
| 2MASS J0439010-235308 | 04 39 01.01 | -23 53 08.3 | L6.5 | — | -0.110 ± 0.015 | -0.152 ± 0.016 | 8.3 | CPAPIR |
| 2MASS J04430358-320209 | 04 43 05.81 | -32 02 09.0 | L5 | — | -0.013 ± 0.015 | 0.211 ± 0.018 | 9.1 | CPAPIR |
| 2MASS J04433761+0002051 | 04 43 37.61 | +00 02 05.1 | M9 | — | 0.028 ± 0.014 | -0.099 ± 0.014 | 8.4 | CPAPIR |
| 2MASS J04441479+0543573 | 04 44 14.79 | +05 43 57.3 | M8 | — | 0.095 ± 0.021 | -0.006 ± 0.021 | 8.0 | CPAPIR |
| 2MASS J04451119-0602526 | 04 45 11.19 | -06 02 52.6 | M7 | — | 0.047 ± 0.017 | 0.007 ± 0.018 | 9.2 | CPAPIR |
| 2MASS J04453237-3642258 | 04 45 32.37 | -36 42 25.8 | M9 | — | 0.454 ± 0.018 | -0.008 ± 0.023 | 7.2 | CPAPIR |
| 2MASS J0445538-304820 | 04 45 53.87 | -30 48 20.4 | L2 | — | 0.183 ± 0.013 | -0.393 ± 0.015 | 8.2 | CPAPIR |
| 2MASS J04474307-1936045 | 04 47 43.07 | -19 36 04.5 | — | L5 | 0.069 ± 0.022 | 0.088 ± 0.023 | 7.3 | CPAPIR |
| 2MASS J0451009-340214 | 04 51 00.93 | -34 02 15.0 | L0.5 | — | 0.107 ± 0.017 | 0.138 ± 0.021 | 8.8 | CFIM |
| 2MASS J0452364-175154 | 04 53 26.47 | -17 51 54.3 | L3 | — | 0.037 ± 0.017 | -0.021 ± 0.018 | 9.4 | CPAPIR |
| 2MASS J04553267-2701493 | 04 55 32.67 | -27 01 49.3 | M9 | — | 0.078 ± 0.016 | -0.119 ± 0.017 | 9.1 | CPAPIR |
| 2MASS J05002100+0330501 | 05 00 21.00 | +03 30 50.1 | L4 | — | -0.002 ± 0.021 | -0.349 ± 0.021 | 8.0 | CPAPIR |
| 2MASS J05012406-0010452 | 05 01 24.06 | -00 10 45.2 | L4 | — | 0.158 ± 0.014 | -0.139 ± 0.014 | 8.5 | CPAPIR |
| 2MASS J0502134+144236 | 05 02 13.45 | +14 42 36.7 | L0 | — | 0.060 ± 0.012 | -0.022 ± 0.012 | 9.1 | TIFKAM |
| 2MASS J05084947-1647167 | 05 08 49.47 | -16 47 16.7 | M8 | — | -0.197 ± 0.018 | -0.362 ± 0.018 | 9.1 | CPAPIR |
| 2MASS J05103520-4208140 | 05 10 35.20 | -42 08 14.0 | — | T5 | 0.104 ± 0.015 | 0.580 ± 0.021 | 8.3 | CPAPIR |
| 2MASS J0512063-294954 | 05 12 06.36 | -29 49 54.0 | L4.5 | — | -0.028 ± 0.016 | 0.099 ± 0.018 | 9.1 | CPAPIR |
| 2MASS J05161597-3332046 | 05 16 15.97 | -33 32 04.6 | — | L3 | 0.059 ± 0.016 | 0.184 ± 0.019 | 9.1 | CPAPIR |
| 2MASS J05170548-4154413 | 05 17 05.48 | -41 54 41.3 | M9 | — | 0.089 ± 0.015 | 0.016 ± 0.021 | 8.2 | CPAPIR |
| 2MASS J05184616-2756457 | 05 18 46.16 | -27 56 45.7 | L0 | — | 0.020 ± 0.013 | 0.022 ± 0.014 | 8.2 | CPAPIR |
| 2MASS J05185995-2828372 | 05 18 59.95 | -28 28 37.2 | L7.5 | T1 | -0.065 ± 0.016 | -0.282 ± 0.019 | 9.0 | CPAPIR |
| 2MASS J0523382-140302 | 05 23 38.22 | -14 03 02.2 | L2.5 | L5 | 0.090 ± 0.017 | 0.166 ± 0.017 | 9.0 | CPAPIR |
| 2MASS J05265973-5026216 | 05 26 59.73 | -50 26 21.6 | L3 | — | 0.008 ± 0.012 | 0.227 ± 0.020 | 8.2 | CPAPIR |
| 2MASS J05284435-3252228 | 05 28 44.35 | -32 52 22.8 | M8.5 | — | -0.029 ± 0.016 | 0.066 ± 0.018 | 9.0 | CPAPIR |
| 2MASS J05345844-1511439 | 05 34 58.44 | -15 11 43.9 | M9 | — | -0.115 ± 0.018 | 0.085 ± 0.018 | 9.0 | CPAPIR |
| 2MASS J05361998-1920396 | 05 36 19.98 | -19 20 39.6 | L1 | — | 0.017 ± 0.017 | -0.024 ± 0.018 | 9.0 | CPAPIR |
| 2MASS J06020638+4043588 | 06 02 06.38 | +40 43 58.8 | — | T4.5 | 0.243 ± 0.011 | -0.212 ± 0.015 | 8.0 | TIFKAM |
| 2MASS J06050196-2342270 | 06 05 01.96 | -23 42 27.0 | L0 | — | -0.057 ± 0.017 | 0.082 ± 0.018 | 9.0 | CPAPIR |
| 2MASS J06085283-2753583 | 06 08 52.83 | -27 53 58.3 | M9.5 | — | -0.013 ± 0.011 | -0.002 ± 0.013 | 8.1 | CPAPIR |
| 2MASS J06160532-4557080 | 06 16 05.32 | -45 57 08.0 | L2 | — | -0.057 ± 0.014 | 0.114 ± 0.020 | 8.2 | CPAPIR |
| 2MASS J06193544-5249367 | 06 19 35.44 | -52 49 36.7 | M9 | — | 0.057 ± 0.012 | 0.172 ± 0.020 | 8.2 | CPAPIR |
| 2MASS J06244595-4521548 | 06 24 45.95 | -45 21 54.8 | L5 | — | -0.045 ± 0.011 | 0.370 ± 0.015 | 7.3 | CPAPIR |

Table 2—Continued

| Source Name (1) | RA (J2000) (2) | DEC (J2000) (3) | SpT ^a (optical) (4) | SpT (near-IR) (5) | $\mu_{\alpha} \cos(\delta)$ ($''/\text{yr}$) (6) | μ_{δ} ($''/\text{yr}$) (7) | Baseline (yrs) (8) | Instrument (9) |
|---------------------------|----------------------|-----------------------|--------------------------------------|-------------------------|--|---|--------------------------|-------------------|
| SDSS J062621.22+002934.2 | 06 26 21.21 | +00 29 34.1 | L1 | — | 0.084 ± 0.015 | -0.092 ± 0.015 | 8.0 | TIFKAM |
| 2MASS J06322402-501034.9 | 06 32 24.02 | -50 10 34.9 | L3 | — | -0.103 ± 0.013 | -0.018 ± 0.021 | 8.2 | CPAPIR |
| 2MASS J06395596-741844.6 | 06 39 55.96 | -74 18 44.6 | L5 | — | 0.000 ± 0.005 | -0.002 ± 0.019 | 9.1 | CPAPIR |
| 2MASS J06411840-432329.9 | 06 41 18.40 | -43 22 32.9 | L1.5 | — | 0.189 ± 0.013 | 0.613 ± 0.018 | 8.8 | CPAPIR |
| 2MASS J06524851-574137.6 | 06 52 48.47 | -57 41 37.6 | M8 | — | -0.007 ± 0.008 | 0.025 ± 0.015 | 7.3 | CPAPIR |
| SDSS J065405.63+652805.4 | 06 54 05.64 | +65 28 05.1 | — | L6 | -0.015 ± 0.006 | 0.030 ± 0.015 | 8.8 | TIFKAM |
| 2MASSW J070821.3+295035 | 07 08 21.33 | +29 50 35.0 | L5 | — | 0.040 ± 0.014 | -0.236 ± 0.016 | 10.0 | CPAPIR |
| 2MASSW J071716.26+570543 | 07 17 16.26 | +57 05 43.0 | — | L6.5 | -0.016 ± 0.009 | 0.046 ± 0.016 | 8.9 | TIFKAM |
| 2MASS J07193188-505141.0 | 07 19 31.88 | -50 51 41.0 | L0 | — | 0.190 ± 0.013 | -0.060 ± 0.020 | 7.9 | CPAPIR |
| 2MASS J072314.62+572708.1 | 07 23 14.62 | +57 27 08.1 | L1 | — | 0.062 ± 0.011 | -0.238 ± 0.020 | 9.3 | TIFKAM |
| 2MASS J072900.02-395404.3 | 07 29 00.02 | -39 54 04.3 | — | T8 | -0.578 ± 0.014 | 1.636 ± 0.018 | 8.9 | CPAPIR |
| SDSS J073922.26+661503.5 | 07 39 22.02 | +66 15 03.9 | — | T1 | 0.180 ± 0.010 | -0.077 ± 0.026 | 9.2 | TIFKAM |
| SDSS J074007.30+200921.9 | 07 40 07.12 | +20 09 21.6 | — | L6 | -0.185 ± 0.015 | -0.111 ± 0.016 | 10.1 | CPAPIR |
| 2MASSW J074009.66+321203 | 07 40 09.66 | +32 12 03.2 | L4.5 | — | -0.029 ± 0.010 | -0.084 ± 0.012 | 9.7 | TIFKAM |
| SDSS J074149.15+235127.5 | 07 41 49.20 | +23 51 27.5 | — | T5 | -0.243 ± 0.013 | -0.143 ± 0.014 | 10.0 | TIFKAM |
| SDSS J074201.41+205520.5 | 07 42 01.30 | +20 55 19.8 | — | T5 | -0.316 ± 0.018 | -0.255 ± 0.020 | 10.0 | TIFKAM |
| 2MASSI J074642.5+200032 | 07 46 42.56 | +20 00 32.1 | L0.5 | — | -0.362 ± 0.012 | -0.042 ± 0.013 | 9.2 | CPAPIR |
| SDSS J074756.31+394732.9 | 07 47 56.31 | +39 47 32.9 | L0 | — | 0.052 ± 0.012 | -0.057 ± 0.015 | 9.6 | TIFKAM |
| SDSS J075259.43+413634.6 | 07 52 59.42 | +41 36 34.4 | L0 | — | -0.014 ± 0.020 | 0.041 ± 0.027 | 10.1 | TIFKAM |
| 2MASSI J075332.1+291711 | 07 53 32.17 | +29 17 11.9 | L2 | — | -0.090 ± 0.012 | -0.102 ± 0.013 | 9.8 | TIFKAM |
| SDSS J075515.26+293445.4 | 07 55 15.28 | +29 34 45.3 | — | L3.5 | -0.092 ± 0.019 | -0.074 ± 0.022 | 10.3 | TIFKAM |
| 2MASSI J075548.0+221218 | 07 55 47.95 | +22 12 16.9 | T6 | T5 | -0.034 ± 0.016 | -0.248 ± 0.017 | 9.2 | CPAPIR |
| 2MASSI J075625.2+124456 | 07 56 25.29 | +12 44 56.0 | L6 | — | 0.004 ± 0.015 | -0.056 ± 0.016 | 10.2 | CPAPIR |
| SDSS J075656.54+231458.5 | 07 56 56.31 | +23 14 57.7 | — | L3.5 | 0.158 ± 0.016 | -0.156 ± 0.017 | 9.2 | CPAPIR |
| SDSS J075840.33+324723.4 | 07 58 40.37 | +32 47 24.5 | — | T2 | -0.191 ± 0.014 | -0.349 ± 0.017 | 9.6 | TIFKAM |
| 2MASS J075929.47+032356.4 | 07 59 29.47 | +03 23 56.4 | M7 | — | -0.052 ± 0.020 | -0.003 ± 0.020 | 8.1 | CPAPIR |
| 2MASSW J080140.5+462850 | 08 01 40.56 | +46 28 49.8 | L6.5 | — | -0.200 ± 0.009 | -0.335 ± 0.013 | 9.6 | TIFKAM |
| 2MASS J080414.29+033047.4 | 08 04 14.29 | +03 30 47.4 | M8.5 | — | -0.006 ± 0.020 | -0.013 ± 0.020 | 8.0 | CPAPIR |
| SDSS J080531.84+481233.0 | 08 05 31.89 | +48 12 33.0 | L4 | L9 | -0.455 ± 0.012 | 0.054 ± 0.018 | 8.9 | TIFKAM |
| SDSS J080959.01+443422.2 | 08 09 59.03 | +44 34 21.6 | — | L6 | -0.198 ± 0.014 | -0.214 ± 0.019 | 8.3 | TIFKAM |
| 2MASS J081514.07+103011.7 | 08 15 14.07 | +10 30 11.7 | M7 | — | -0.059 ± 0.020 | 0.048 ± 0.020 | 7.9 | CPAPIR |
| 2MASSW J081946.02+1658539 | 08 19 46.02 | +16 58 53.9 | M9 | — | -0.160 ± 0.016 | -0.035 ± 0.017 | 9.4 | TIFKAM |
| 2MASSW J082029.96+450031 | 08 20 29.96 | +45 00 31.5 | L5 | — | -0.111 ± 0.009 | -0.323 ± 0.012 | 9.6 | TIFKAM |
| SDSS J082030.12+103737.0 | 08 20 30.13 | +10 37 37.2 | — | L9.5 | -0.077 ± 0.017 | -0.026 ± 0.017 | 7.8 | TIFKAM |
| 2MASS J082348.18+242857.7 | 08 23 48.18 | +24 28 57.7 | L3 | — | -0.170 ± 0.014 | 0.062 ± 0.015 | 8.0 | TIFKAM |
| 2MASSW J082906.6+145622 | 08 29 06.64 | +14 56 22.5 | L2 | — | -0.048 ± 0.010 | -0.244 ± 0.010 | 10.0 | TIFKAM |
| 2MASS J082949.08-001224.1 | 08 29 49.08 | -00 12 24.1 | M7 | — | -0.197 ± 0.017 | 0.175 ± 0.017 | 9.1 | CPAPIR |
| 2MASSW J082957.0+265510 | 08 29 57.07 | +26 55 09.9 | L6.5 | — | -0.099 ± 0.015 | -0.043 ± 0.017 | 10.0 | CPAPIR |
| SDSS J083048.80+012831.1 | 08 30 48.78 | +01 28 31.1 | — | T4.5 | 0.236 ± 0.020 | -0.312 ± 0.020 | 8.0 | CPAPIR |
| 2MASS J083155.98+102541.7 | 08 31 55.98 | +10 25 41.7 | M9 | — | -0.049 ± 0.021 | -0.184 ± 0.021 | 7.9 | CPAPIR |
| 2MASSW J083204.5+012835 | 08 32 04.51 | -01 28 36.0 | L1.5 | — | 0.070 ± 0.015 | 0.003 ± 0.015 | 9.0 | TIFKAM |
| SDSS J083506.16+195304.4 | 08 35 06.22 | +19 53 05.0 | — | L4.5 | -0.158 ± 0.013 | -0.108 ± 0.014 | 9.1 | TIFKAM |
| 2MASS J083523.66+102931.8 | 08 35 23.66 | +10 29 31.8 | M7 | — | -0.050 ± 0.022 | -0.179 ± 0.022 | 7.2 | CPAPIR |
| 2MASS J083538.29+054830.8 | 08 35 38.29 | +05 48 30.8 | L3 | — | -0.099 ± 0.021 | -0.020 ± 0.021 | 7.9 | CPAPIR |
| 2MASS J083916.08+125354.3 | 08 39 16.08 | +12 53 54.3 | M9 | — | -0.044 ± 0.015 | -0.127 ± 0.016 | 10.2 | CPAPIR |
| 2MASSI J084728.7-153237 | 08 47 28.72 | -15 32 37.2 | L2 | — | 0.145 ± 0.012 | -0.183 ± 0.013 | 8.1 | CPAPIR |
| 2MASS J085001.74-192418.4 | 08 50 01.74 | -19 24 18.4 | M8 | — | -0.116 ± 0.017 | 0.045 ± 0.018 | 8.9 | CPAPIR |
| SDSS J085116.20+181730.0 | 08 51 16.27 | +18 17 30.2 | — | L4.5 | -0.195 ± 0.018 | -0.050 ± 0.019 | 9.2 | CPAPIR |

Table 2—Continued

| Source Name (1) | RA (J2000) (2) | DEC (J2000) (3) | SpT ^a (optical) (4) | SpT (near-IR) (5) | $\mu_{\alpha, \cos(\delta)}$ ($''/yr$) (6) | μ_{δ} ($''/yr$) (7) | Baseline (yrs) (8) | Instrument (9) |
|---------------------------|----------------------|-----------------------|--------------------------------------|-------------------------|--|--------------------------------------|--------------------------|-------------------|
| SDSS J085234.90+472035.0 | 08 52 34.90 | +47 20 35.9 | — | L9.5 | -0.069 ± 0.018 | -0.418 ± 0.026 | 9.4 | TIFKAM |
| 2MASS J0856479+223518 | 08 56 47.93 | -22 35 18.2 | L3 | — | -0.208 ± 0.017 | -0.006 ± 0.018 | 9.2 | CPAPIR |
| 2MASS J0857287+332396 | 08 57 27.87 | -03 32 39.6 | M9.5 | — | -0.150 ± 0.018 | -0.056 ± 0.018 | 9.2 | CPAPIR |
| SDSSp J085758.45+570851.4 | 08 57 58.49 | +57 08 51.4 | L8 | L8 | -0.413 ± 0.006 | -0.349 ± 0.012 | 8.0 | TIFKAM |
| SDSS J085834.42+325627.7 | 08 58 34.67 | +32 56 27.5 | — | T1 | -0.760 ± 0.023 | -0.075 ± 0.023 | 9.7 | TIFKAM |
| 2MASS J0859254+194926 | 08 59 25.47 | -19 49 26.8 | L6 | — | -0.300 ± 0.013 | -0.081 ± 0.014 | 8.1 | CPAPIR |
| 2MASS J08593854+6341355 | 08 59 38.54 | +63 41 35.5 | L0 | — | -0.096 ± 0.019 | -0.495 ± 0.042 | 8.3 | TIFKAM |
| 2MASS J08594029+1145325 | 08 59 40.29 | +11 45 32.5 | M8 | — | -0.275 ± 0.021 | -0.060 ± 0.021 | 7.9 | CPAPIR |
| 2MASS J09054654+5623117 | 09 05 46.54 | +56 23 11.7 | L5 | — | -0.014 ± 0.017 | 0.089 ± 0.031 | 8.3 | TIFKAM |
| SDSS J090900.73+652527.2 | 09 09 00.85 | +65 25 27.5 | — | T1 | -0.217 ± 0.003 | -0.138 ± 0.008 | 7.9 | TIFKAM |
| DENIS-P J0909-0658 | 09 09 57.49 | -06 58 18.6 | L0 | — | -0.210 ± 0.018 | 0.015 ± 0.019 | 9.0 | CPAPIR |
| 2MASSW J0913032+184150 | 09 13 03.20 | +18 41 50.1 | L3 | — | 0.032 ± 0.016 | -0.187 ± 0.017 | 10.0 | CPAPIR |
| 2MASS J09153413+0422045 | 09 15 34.13 | +04 22 04.5 | L7 | — | -0.109 ± 0.025 | 0.031 ± 0.025 | 6.9 | CPAPIR |
| 2MASS J09161504+2139512 | 09 16 15.04 | +21 39 51.2 | M9 | — | -0.199 ± 0.017 | -0.054 ± 0.018 | 10.3 | TIFKAM |
| 2MASSW J0918382+213406 | 09 18 38.15 | +21 34 05.8 | L2.5 | — | 0.330 ± 0.015 | -0.156 ± 0.017 | 10.0 | CPAPIR |
| 2MASSW J0920122+351742 | 09 20 12.23 | +35 17 42.9 | L6.5 | T0 | -0.167 ± 0.009 | -0.200 ± 0.010 | 9.7 | TIFKAM |
| 2MASS J09211410+2104446 | 09 21 14.10 | -21 04 44.6 | L2 | — | 0.244 ± 0.016 | -0.908 ± 0.017 | 7.0 | CPAPIR |
| 2MASS J09221952-8010399 | 09 22 19.52 | -80 10 39.9 | L4 | — | 0.041 ± 0.004 | -0.045 ± 0.022 | 8.1 | CPAPIR |
| SDSS J092757.46+602746.3 | 09 27 57.41 | +60 27 46.4 | L1 | — | 0.003 ± 0.013 | 0.016 ± 0.025 | 9.3 | TIFKAM |
| 2MASS J09282562+4230545 | 09 28 25.62 | +42 30 54.5 | M8.5 | — | -0.390 ± 0.019 | -0.378 ± 0.025 | 9.2 | TIFKAM |
| 2MASSW J0928397-160812 | 09 28 39.72 | -16 03 12.8 | L2 | — | -0.158 ± 0.017 | 0.034 ± 0.017 | 9.8 | CPAPIR |
| SDSS J093109.56+032732.5 | 09 31 09.55 | +03 27 33.1 | — | L7.5 | -0.612 ± 0.018 | -0.131 ± 0.018 | 7.1 | CPAPIR |
| 2MASS J09312823+0528223 | 09 31 28.23 | +05 28 22.3 | M7 | — | -0.142 ± 0.021 | -0.204 ± 0.021 | 8.0 | CPAPIR |
| 2MASS J09342920-1352434 | 09 34 29.20 | -13 52 43.4 | M7 | — | -0.238 ± 0.016 | -0.127 ± 0.017 | 9.8 | CPAPIR |
| 2MASS J09352803-2934596 | 09 35 28.03 | -29 34 59.6 | L0 | — | -0.023 ± 0.016 | 0.064 ± 0.018 | 8.9 | CPAPIR |
| 2MASS J09384022-2748184 | 09 38 40.22 | -27 48 18.4 | M8 | — | -0.408 ± 0.017 | -0.164 ± 0.020 | 7.9 | CPAPIR |
| 2MASS J09393548-2448279 | 09 39 35.48 | -24 48 27.9 | — | T8 | 0.592 ± 0.019 | -1.064 ± 0.021 | 7.9 | CPAPIR |
| 2MASS J09424604+5531025 | 09 42 46.04 | +55 31 02.5 | M8 | — | -0.066 ± 0.018 | 0.085 ± 0.032 | 9.3 | TIFKAM |
| 2MASS J09474477+0224327 | 09 47 44.77 | +02 24 32.7 | M8 | — | -0.081 ± 0.020 | -0.162 ± 0.020 | 8.0 | CPAPIR |
| 2MASS J09532126-1014205 | 09 53 21.26 | -10 14 20.5 | L0 | — | -0.048 ± 0.019 | -0.089 ± 0.019 | 9.0 | CPAPIR |
| 2MASSW J1004392-333518 | 10 04 39.29 | -33 35 18.9 | L4 | — | 0.366 ± 0.016 | -0.340 ± 0.019 | 8.7 | CPAPIR |
| SDSS J100711.74+193056.2 | 10 07 11.85 | +19 30 56.3 | — | L8 | -0.263 ± 0.015 | -0.018 ± 0.016 | 10.0 | CPAPIR |
| 2MASS J10073369-4555147 | 10 07 33.69 | -45 55 14.7 | — | T5 | -0.758 ± 0.013 | 0.138 ± 0.019 | 7.9 | CPAPIR |
| 2MASS J10184314-1624273 | 10 18 43.14 | -16 24 27.3 | M7.5 | — | 0.053 ± 0.015 | -0.017 ± 0.016 | 9.8 | CPAPIR |
| 2MASSW J1018588-290953 | 10 18 58.79 | -29 09 53.5 | L1 | — | -0.319 ± 0.017 | -0.086 ± 0.019 | 8.9 | CPAPIR |
| 2MASS J10213232-2044069 | 10 21 32.32 | -20 44 06.9 | M9 | — | -0.312 ± 0.016 | -0.051 ± 0.017 | 8.8 | CPAPIR |
| 2MASS J10220489+0200477 | 10 22 04.89 | +02 00 47.7 | M9 | — | -0.178 ± 0.018 | -0.394 ± 0.018 | 7.1 | CPAPIR |
| SDSSp J102552.43+321234.0 | 10 25 52.27 | +32 12 34.9 | — | L7.5 | 0.393 ± 0.011 | -0.228 ± 0.013 | 8.5 | TIFKAM |
| 2MASS J10284042-1438439 | 10 28 40.42 | -14 38 43.9 | M7 | — | 0.024 ± 0.016 | -0.162 ± 0.016 | 9.8 | CPAPIR |
| 2MASS J10321706+0501032 | 10 32 17.06 | +05 01 03.2 | M8.5 | — | -0.032 ± 0.021 | -0.012 ± 0.021 | 8.0 | CPAPIR |
| SDSS J103321.92+400549.5 | 10 33 21.86 | +40 05 49.9 | — | L6 | 0.154 ± 0.013 | -0.188 ± 0.018 | 9.1 | TIFKAM |
| 2MASSW J1036530-344138 | 10 36 53.05 | -34 41 38.0 | L6 | — | -0.020 ± 0.015 | -0.462 ± 0.019 | 8.8 | CPAPIR |
| SDSS J103931.35+325625.5 | 10 39 31.37 | +32 56 26.3 | L8 | T1 | 0.031 ± 0.046 | -0.023 ± 0.054 | 9.7 | TIFKAM |
| 2MASS J10430758+2225236 | 10 43 07.58 | +22 25 23.6 | — | — | -0.117 ± 0.015 | 0.013 ± 0.016 | 9.1 | CPAPIR |
| SDSSp J104325.10+000148.2 | 10 43 25.08 | +00 01 48.2 | L3 | — | -0.161 ± 0.019 | -0.156 ± 0.019 | 9.1 | CPAPIR |
| SDSS J104335.08+121314.1 | 10 43 35.08 | +12 13 14.9 | — | L7 | 0.046 ± 0.017 | -0.248 ± 0.018 | 9.2 | CPAPIR |
| 2MASS J10451718-2607249 | 10 45 17.18 | -26 07 24.9 | M8 | — | -0.162 ± 0.017 | -0.146 ± 0.019 | 8.9 | CPAPIR |
| SDSS J104829.21+091937.8 | 10 48 29.26 | +09 19 37.3 | — | T2.5 | -0.268 ± 0.020 | 0.241 ± 0.020 | 7.9 | CPAPIR |

Table 2—Continued

| Source Name (1) | RA (J2000) (2) | DEC (J2000) (3) | SpT ^a (optical) (4) | SpT (near-IR) (5) | $\mu_{\alpha} \cos(\delta)$ ($''/\text{yr}$) (6) | μ_{δ} ($''/\text{yr}$) (7) | Baseline (yrs) (8) | Instrument (9) |
|--------------------------|----------------------|-----------------------|--------------------------------------|-------------------------|--|---|--------------------------|-------------------|
| SDSS J105213.51+442255.7 | 10 52 13.50 | +44 22 55.9 | — | T0.5 | 0.018 ± 0.017 | -0.152 ± 0.024 | 9.6 | TIFKAM |
| 2MASS J10544168+1214084 | 10 54 41.68 | +12 14 08.4 | M7.5 | — | 0.103 ± 0.018 | 0.080 ± 0.019 | 8.8 | CPAPIR |
| DENIS-P J1058.7-1548 | 10 58 47.87 | -15 48 17.2 | L3 | L3 | -0.237 ± 0.015 | 0.014 ± 0.015 | 8.9 | CPAPIR |
| 2MASS J11000965+4957470 | 11 00 09.65 | +49 57 47.0 | L3.5 | — | -0.133 ± 0.018 | -0.151 ± 0.028 | 9.3 | TIFKAM |
| 2MASS J11020983-3430355 | 11 02 09.90 | -34 30 35.5 | M8.5 | — | -0.033 ± 0.012 | -0.024 ± 0.015 | 7.9 | CPAPIR |
| 2MASSW J1102337-235945 | 11 02 33.75 | -23 59 46.4 | L4.5 | — | -0.238 ± 0.019 | 0.075 ± 0.020 | 8.0 | CPAPIR |
| 2MASS J1104012+195921 | 11 04 01.27 | +19 59 21.7 | L4 | — | 0.080 ± 0.022 | 0.154 ± 0.023 | 7.7 | CPAPIR |
| 2MASS J11061197+2754225 | 11 06 11.97 | +27 54 22.5 | — | T2.5 | -0.229 ± 0.019 | -0.448 ± 0.021 | 7.8 | CPAPIR |
| 2MASS J11103321+5424028 | 11 10 33.21 | +54 24 02.8 | M7 | — | -0.066 ± 0.009 | -0.299 ± 0.016 | 8.4 | TIFKAM |
| 2MASS J11124910-2044315 | 11 12 49.10 | -20 44 31.5 | — | L0.5 | 0.001 ± 0.014 | 0.023 ± 0.015 | 8.9 | CPAPIR |
| SDSS J111320.16+343057.9 | 11 13 20.09 | +34 30 58.2 | — | L3 | 0.108 ± 0.040 | -0.025 ± 0.049 | 10.0 | TIFKAM |
| 2MASS J11145133-2618235 | 11 14 51.33 | -26 18 23.5 | — | T7.5 | -3.011 ± 0.015 | -0.391 ± 0.016 | 8.0 | CPAPIR |
| 2MASS J1117369+360936 | 11 17 36.91 | +36 09 35.9 | L0 | — | 0.001 ± 0.019 | -0.016 ± 0.023 | 9.2 | TIFKAM |
| SDSS J112118.57+433246.5 | 11 21 18.58 | +43 32 46.4 | — | L7.5 | -0.057 ± 0.024 | 0.026 ± 0.033 | 8.0 | TIFKAM |
| 2MASSW J1122362-391605 | 11 22 36.24 | -39 16 05.4 | L3 | — | 0.073 ± 0.012 | -0.180 ± 0.015 | 8.0 | CPAPIR |
| 2MASS J11233605+1241222 | 11 23 36.05 | +12 41 22.2 | M7 | — | -0.036 ± 0.017 | 0.009 ± 0.017 | 10.0 | CPAPIR |
| 2MASS J11240487+3808054 | 11 24 04.87 | +38 08 05.4 | M8.5 | — | 0.130 ± 0.021 | -0.019 ± 0.027 | 10.0 | TIFKAM |
| SDSS J112615.25+012048.2 | 11 26 15.28 | +01 20 48.1 | — | L6 | -0.131 ± 0.022 | 0.042 ± 0.022 | 7.9 | CPAPIR |
| 2MASS J11304761-2210335 | 11 30 47.61 | -22 10 33.5 | M8 | — | -0.126 ± 0.017 | -0.232 ± 0.018 | 9.7 | CPAPIR |
| 2MASS J11345493+0022541 | 11 34 54.93 | +00 22 54.1 | M9 | — | 0.401 ± 0.021 | -0.343 ± 0.021 | 7.9 | CPAPIR |
| SDSS J113833.10+674040.3 | 11 38 33.08 | +67 40 40.3 | L0 | — | 0.024 ± 0.014 | -0.127 ± 0.037 | 9.1 | TIFKAM |
| 2MASS J11391107+0841121 | 11 39 11.07 | +08 41 12.1 | M7.5 | — | 0.089 ± 0.021 | -0.025 ± 0.022 | 7.9 | CPAPIR |
| 2MASS J11395113-3159214 | 11 39 51.16 | -31 59 21.4 | M9 | — | -0.071 ± 0.014 | -0.017 ± 0.016 | 7.1 | CPAPIR |
| 2MASS J11485427-2544404 | 11 48 54.27 | -25 44 40.4 | M8 | — | 0.147 ± 0.018 | 0.047 ± 0.020 | 7.9 | CPAPIR |
| 2MASS J11524266+2438079 | 11 52 42.66 | +24 38 07.9 | M9 | — | -0.451 ± 0.032 | 0.036 ± 0.035 | 10.2 | TIFKAM |
| 2MASS J11543399+0135545 | 11 54 33.99 | +01 35 54.5 | M9 | — | 0.121 ± 0.022 | -0.043 ± 0.022 | 7.9 | CPAPIR |
| 2MASS J11544223-3400390 | 11 54 42.23 | -34 00 39.0 | L0 | — | -0.161 ± 0.013 | 0.004 ± 0.015 | 8.0 | CPAPIR |
| 2MASSW J1155395-372735 | 11 55 39.52 | -37 27 35.0 | L2 | — | 0.050 ± 0.012 | -0.767 ± 0.015 | 7.9 | CPAPIR |
| SDSS J115553.86+055957.5 | 11 55 53.89 | +05 59 57.7 | — | L7.5 | -0.406 ± 0.022 | -0.026 ± 0.022 | 7.9 | CPAPIR |
| 2MASS J11580269-2545369 | 11 58 02.69 | -25 45 36.9 | M8 | — | -0.102 ± 0.019 | -0.167 ± 0.021 | 7.8 | CPAPIR |
| 2MASS J11582484+1354456 | 11 58 24.84 | +13 54 45.6 | M9 | — | -0.116 ± 0.017 | 0.168 ± 0.018 | 10.0 | CPAPIR |
| 2MASS J1202564-0629026 | 12 02 56.64 | -06 29 02.6 | M9 | — | 0.096 ± 0.019 | -0.075 ± 0.019 | 9.0 | CPAPIR |
| 2MASS J12023666-0604054 | 12 02 36.66 | -06 04 05.4 | M8 | — | 0.088 ± 0.018 | -0.034 ± 0.018 | 9.0 | CPAPIR |
| SDSS J120602.51+281328.7 | 12 06 02.48 | +28 13 29.3 | — | T3 | 0.047 ± 0.014 | -0.105 ± 0.016 | 9.7 | TIFKAM |
| 2MASS J12070374-3151298 | 12 07 03.74 | -31 51 29.8 | L3 | — | -0.232 ± 0.016 | -0.074 ± 0.019 | 8.8 | CPAPIR |
| 2MASS J12073804-3909050 | 12 07 38.04 | -39 09 05.0 | L4 | — | -0.142 ± 0.011 | 0.031 ± 0.015 | 7.9 | CPAPIR |
| 2MASS J12095613-1004008 | 12 09 56.13 | -10 04 00.8 | — | T3 | 0.250 ± 0.019 | -0.390 ± 0.019 | 9.0 | CPAPIR |
| 2MASS J12123389+0206280 | 12 12 33.89 | +02 06 28.0 | — | L1 | 0.065 ± 0.021 | -0.141 ± 0.021 | 7.9 | CPAPIR |
| 2MASS J12130336-043243.7 | 12 13 03.36 | -04 32 43.7 | L5 | — | -0.388 ± 0.020 | -0.013 ± 0.020 | 9.0 | CPAPIR |
| SDSS J121440.95+631643.4 | 12 14 40.89 | +63 16 43.4 | — | T3.5 | 0.165 ± 0.030 | -0.021 ± 0.068 | 7.9 | TIFKAM |
| 2MASS J12154432-3420591 | 12 15 44.32 | -34 20 59.1 | — | T4.5 | -0.212 ± 0.017 | -0.310 ± 0.021 | 7.8 | CPAPIR |
| 2MASS J12155348+0050498 | 12 15 53.48 | +00 50 49.8 | M8 | — | 0.220 ± 0.020 | -0.398 ± 0.020 | 7.9 | CPAPIR |
| 2MASS J12162161+4456340 | 12 16 21.61 | +44 56 34.0 | L5 | — | -0.035 ± 0.014 | -0.004 ± 0.019 | 8.1 | TIFKAM |
| SDSS J121659.17+300306.3 | 12 16 59.18 | +30 03 06.4 | — | L3.5 | -0.021 ± 0.017 | 0.115 ± 0.019 | 10.1 | TIFKAM |
| 2MASS J12172935+0035326 | 12 17 29.35 | +00 35 32.6 | M7.5 | — | 0.078 ± 0.026 | -0.001 ± 0.026 | 6.9 | CPAPIR |
| 2MASS J12185957-0550282 | 12 18 59.57 | -05 50 28.2 | M8.5 | — | -0.279 ± 0.019 | -0.036 ± 0.019 | 9.0 | CPAPIR |
| SDSS J121951.45+312849.4 | 12 19 51.56 | +31 28 49.7 | — | L8 | -0.250 ± 0.026 | -0.017 ± 0.031 | 10.1 | TIFKAM |
| 2MASS J12215066-0843197 | 12 21 50.66 | -08 43 19.7 | M8 | — | -0.192 ± 0.019 | 0.015 ± 0.019 | 9.0 | CPAPIR |

Table 2—Continued

| Source Name (1) | R.A. (J2000) (2) | DEC (J2000) (3) | SpT ^a (optical) (4) | SpT (near-IR) (5) | $\mu_{\alpha} \cos(\delta)$ ($''/\text{yr}$) (6) | μ_{δ} ($''/\text{yr}$) (7) | Baseline (yrs) (8) | Instrument (9) |
|-----------------------------|------------------------|-----------------------|--------------------------------------|-------------------------|--|---|--------------------------|-------------------|
| 2MASS J12271545-0636458 | 12 27 15.45 | -06 36 45.8 | M9 | — | -0.106 ± 0.019 | -0.085 ± 0.019 | 9.0 | CPAPIR |
| SDSS J122855.38+005044.1 | 12 28 55.38 | +00 50 44.0 | L0 | — | -0.041 ± 0.021 | -0.038 ± 0.021 | 7.9 | CPAPIR |
| 2MASS J12312141+4959234 | 12 31 21.41 | +49 59 23.4 | L2 | — | -0.053 ± 0.019 | -0.022 ± 0.030 | 9.2 | TIFKAM |
| 2MASS J12314753+0847331 | 12 31 47.53 | +08 47 33.1 | — | T5.5 | -1.176 ± 0.021 | -1.043 ± 0.021 | 7.8 | CPAPIR |
| 2MASS J12473570-1219518 | 12 47 35.70 | -12 19 51.8 | M8.5 | — | 0.036 ± 0.018 | -0.223 ± 0.018 | 9.8 | CPAPIR |
| SDSS J125011.65+392553.9 | 12 50 11.66 | +39 25 53.2 | — | T4 | -0.015 ± 0.008 | -0.828 ± 0.011 | 9.6 | TIFKAM |
| 2MASS J12522042-3149288 | 12 52 20.42 | -31 49 28.8 | M8 | — | 0.166 ± 0.016 | -0.032 ± 0.019 | 8.8 | CPAPIR |
| 2MASSW J1300425+191235 | 13 00 42.55 | +19 12 35.4 | L1 | — | -0.820 ± 0.018 | -1.244 ± 0.019 | 8.8 | CPAPIR |
| 2MASS J13015465+1510223 | 13 01 54.65 | +15 10 22.3 | L1 | — | -0.086 ± 0.016 | -0.075 ± 0.017 | 7.9 | CPAPIR |
| 2MASS J13023897+0351410 | 13 02 38.97 | +03 51 41.0 | M7.5 | — | -0.039 ± 0.021 | 0.025 ± 0.021 | 7.9 | CPAPIR |
| 2MASS J13061727+3820296 | 13 06 17.27 | +38 20 29.6 | L1 | — | -0.175 ± 0.027 | -0.008 ± 0.035 | 8.3 | TIFKAM |
| 2MASS J13082507+0725112 | 13 08 25.07 | +07 25 11.2 | M9 | — | 0.259 ± 0.021 | -0.416 ± 0.021 | 7.8 | CPAPIR |
| SDSSP J131415.52-000848.1 | 13 14 15.51 | -00 08 48.0 | — | L3.5 | -0.001 ± 0.023 | 0.073 ± 0.023 | 7.0 | CPAPIR |
| 2MASS J13153094-264951 | 13 15 30.94 | -26 49 51.3 | L5.5 | — | -0.682 ± 0.013 | -0.282 ± 0.014 | 8.8 | CPAPIR |
| 2MASS J13204159+0957506 | 13 20 41.59 | +09 57 50.6 | M7.5 | — | -0.236 ± 0.021 | -0.129 ± 0.021 | 7.9 | CPAPIR |
| DENIS-P J1323-1806 | 13 23 35.97 | -18 06 37.9 | L0 | — | -0.097 ± 0.016 | -0.024 ± 0.017 | 8.0 | CPAPIR |
| 2MASS J13235206+3014340 | 13 23 52.06 | +30 14 34.0 | M8.5 | — | -0.695 ± 0.023 | 0.156 ± 0.027 | 8.1 | TIFKAM |
| 2MASSW J1326201-272937 | 13 26 20.09 | -27 29 37.0 | L5 | — | -0.368 ± 0.014 | -0.028 ± 0.016 | 8.0 | CPAPIR |
| 2MASS J13290099-4147133 | 13 29 00.99 | -41 47 13.3 | M9 | — | 0.231 ± 0.013 | -0.280 ± 0.017 | 8.7 | CPAPIR |
| 2MASS J13373116+4938367 | 13 37 31.16 | +49 38 36.7 | L0 | — | 0.039 ± 0.016 | 0.049 ± 0.025 | 8.9 | TIFKAM |
| 2MASS J13411160-3052505 | 13 41 11.60 | -30 52 50.5 | L3 | — | 0.030 ± 0.013 | -0.134 ± 0.015 | 7.9 | CPAPIR |
| SDSS J134203.11+134022.2 | 13 42 03.11 | +13 40 22.2 | — | L5.5 | 0.000 ± 0.019 | -0.027 ± 0.019 | 9.1 | CPAPIR |
| 2MASS J13435275-3851385 | 13 43 52.75 | -38 51 38.5 | M8 | — | -0.044 ± 0.014 | -0.016 ± 0.018 | 8.8 | CPAPIR |
| DENIS-P J1347590-761005 | 13 47 59.11 | -76 10 05.4 | — | L0 | 0.203 ± 0.005 | 0.038 ± 0.020 | 7.9 | CPAPIR |
| 2MASS J13480100-0304328 | 13 48 01.00 | -03 04 32.8 | M7 | — | 0.191 ± 0.020 | -0.408 ± 0.020 | 8.6 | CPAPIR |
| 2MASS J13571237+1428398 | 13 57 12.37 | +14 28 39.8 | — | L4 | 0.069 ± 0.052 | -0.006 ± 0.053 | 8.3 | TIFKAM |
| SDSS J140023.12+433822.3 | 14 00 23.20 | +43 38 22.2 | — | T4.5 | -0.010 ± 0.013 | -0.411 ± 0.016 | 10.0 | TIFKAM |
| 2MASS J1402235+0648479 | 14 02 22.35 | +06 48 47.9 | M9 | — | -0.144 ± 0.010 | 0.034 ± 0.014 | 9.0 | TIFKAM |
| SDSS J141659.78+500626.4 | 14 16 59.87 | +50 06 25.8 | — | L8.5 | -0.144 ± 0.010 | 0.034 ± 0.014 | 9.0 | TIFKAM |
| SDSS J140231.75+014830.3 | 14 02 31.75 | +01 48 30.1 | L1 | — | 0.038 ± 0.011 | -0.485 ± 0.015 | 7.9 | CPAPIR |
| SDSS J140255.66+080055.2 | 14 02 55.64 | +08 00 55.3 | — | — | -0.235 ± 0.020 | 0.012 ± 0.028 | 9.0 | TIFKAM |
| 2MASS J14090310-3357565 | 14 09 03.10 | -33 57 56.5 | L2 | — | 0.056 ± 0.021 | -0.006 ± 0.021 | 7.8 | CPAPIR |
| 2MASS J14122268+2354108 | 14 12 22.68 | +23 54 10.8 | M9 | — | -0.230 ± 0.018 | 0.015 ± 0.018 | 7.0 | CPAPIR |
| SDSS J141530.05+572428.7 | 14 15 30.03 | +57 24 30.0 | — | T1 | 0.065 ± 0.021 | -0.098 ± 0.022 | 7.8 | CPAPIR |
| SDSS J141659.78+500626.4 | 14 16 59.87 | +50 06 25.8 | — | — | 0.072 ± 0.019 | -0.226 ± 0.019 | 7.0 | CPAPIR |
| 2MASS J14193867-3136519 | 14 19 38.67 | -31 36 51.9 | M7 | — | 0.089 ± 0.012 | 0.047 ± 0.014 | 8.0 | CPAPIR |
| SDSS J142227.25+221557.1 | 14 22 27.20 | +22 15 57.5 | — | L6.5 | -0.175 ± 0.036 | 0.068 ± 0.039 | 8.1 | TIFKAM |
| DENIS-P J142527.97-365023.4 | 14 25 27.98 | -36 50 22.9 | — | L5 | 0.043 ± 0.013 | -0.345 ± 0.025 | 9.2 | TIFKAM |
| 2MASS J14360977+2900350 | 14 36 09.77 | +29 00 35.0 | M8.5 | — | -0.297 ± 0.013 | 0.188 ± 0.021 | 8.1 | TIFKAM |
| 2MASS J14384542+5559134 | 14 38 45.42 | +55 59 13.4 | M7 | — | -0.041 ± 0.018 | 0.028 ± 0.021 | 7.8 | CPAPIR |
| 2MASSW J1438549-130910 | 14 38 54.98 | -13 09 10.3 | L3 | — | 0.047 ± 0.019 | -0.054 ± 0.020 | 7.9 | CPAPIR |
| SDSS J143933.44+031759.2 | 14 39 33.43 | +03 17 59.1 | L1 | — | -0.268 ± 0.015 | -0.473 ± 0.019 | 8.5 | CPAPIR |
| SDSS J144016.20+002638.9 | 14 40 16.22 | +00 26 39.0 | L3 | — | -0.098 ± 0.018 | 0.068 ± 0.021 | 9.1 | TIFKAM |
| 2MASS J14410457+2719323 | 14 41 04.57 | +27 19 32.3 | M7 | — | -0.062 ± 0.015 | -0.059 ± 0.027 | 9.1 | TIFKAM |
| SDSS J144128.52+504600.4 | 14 41 28.46 | +50 46 00.5 | — | L3 | 0.154 ± 0.016 | -0.022 ± 0.017 | 9.0 | CPAPIR |
| | | | | | -0.013 ± 0.021 | 0.030 ± 0.021 | 7.0 | CPAPIR |
| | | | | | -0.006 ± 0.021 | 0.004 ± 0.021 | 7.8 | CPAPIR |
| | | | | | 0.089 ± 0.030 | -0.053 ± 0.034 | 9.1 | TIFKAM |
| | | | | | 0.077 ± 0.013 | -0.109 ± 0.021 | 9.9 | TIFKAM |

Table 2—Continued

| Source Name (1) | RA (J2000) (2) | DEC (J2000) (3) | SpT ^a (optical) (4) | SpT (near-IR) (5) | $\mu_{\alpha} \cos(\delta)$ ($''/\text{yr}$) (6) | μ_{δ} ($''/\text{yr}$) (7) | Baseline (yrs) (8) | Instrument (9) |
|-------------------------------|----------------------|-----------------------|--------------------------------------|-------------------------|--|---|--------------------------|-------------------|
| DENIS-P J1441-0945, G 124-62B | 14 41 37.16 | -09 45 59.0 | L0.5 | — | -0.182 ± 0.016 | -0.038 ± 0.016 | 8.0 | CPAPIR |
| 2MASSW J1448256+103159 | 14 48 25.63 | +10 31 59.0 | — | L3.5 | 0.262 ± 0.022 | -0.120 ± 0.022 | 7.7 | CPAPIR |
| 2MASS J14532303+1543081 | 14 53 23.03 | +15 43 08.1 | M7.5 | — | -0.011 ± 0.018 | 0.028 ± 0.018 | 8.9 | TIFKAM |
| Gliese 570D | 14 57 14.96 | -21 21 47.7 | T7 | T7.5 | 1.028 ± 0.013 | -1.688 ± 0.014 | 8.9 | CPAPIR |
| 2MASS J14582453+2839580 | 14 58 24.53 | +28 39 58.0 | M8 | — | -0.109 ± 0.024 | -0.432 ± 0.028 | 8.9 | TIFKAM |
| 2MASS J15000457+4219448 | 15 00 45.72 | +42 19 44.8 | M9 | — | 0.136 ± 0.011 | -0.065 ± 0.015 | 8.2 | TIFKAM |
| SDSS J150240.80+613815.5 | 15 02 40.82 | +61 38 15.8 | L1 | — | -0.098 ± 0.010 | 0.036 ± 0.022 | 9.0 | TIFKAM |
| 2MASSW J1507476-162738 | 15 07 47.69 | -16 27 38.6 | L5 | L5.5 | -0.128 ± 0.014 | -0.906 ± 0.015 | 8.9 | CPAPIR |
| SDSS J151114.66+060742.9 | 15 11 14.66 | +06 07 42.9 | — | T0 | -0.252 ± 0.021 | -0.256 ± 0.021 | 7.0 | CPAPIR |
| 2MASS J15124058+3403501 | 15 12 40.58 | +34 03 50.1 | — | L1 | 0.228 ± 0.010 | -0.010 ± 0.012 | 10.1 | TIFKAM |
| SDSS J151506.11+443648.3 | 15 15 06.07 | +44 36 48.3 | — | L7.5 | 0.075 ± 0.019 | -0.020 ± 0.027 | 8.9 | TIFKAM |
| SDSS J151603.03+025928.9 | 15 16 03.03 | +02 59 28.2 | — | T0 | -0.048 ± 0.022 | -0.174 ± 0.022 | 7.7 | CPAPIR |
| SDSS J151643.01+305344.4 | 15 16 43.06 | +30 53 44.3 | — | T0.5 | -0.132 ± 0.021 | 0.004 ± 0.024 | 10.1 | TIFKAM |
| SDSS J152039.82+354619.8 | 15 20 39.74 | +35 46 21.0 | — | T0 | 0.279 ± 0.023 | -0.386 ± 0.028 | 8.2 | TIFKAM |
| SDSS J152103.24+013142.7 | 15 21 03.27 | +01 31 42.6 | — | T2 | -0.232 ± 0.018 | 0.085 ± 0.018 | 6.9 | CPAPIR |
| SDSS J152531.32+581053.1 | 15 25 31.32 | +58 10 52.5 | — | L6.5 | 0.064 ± 0.015 | 0.044 ± 0.028 | 9.0 | TIFKAM |
| 2MASS J1526140+204341 | 15 26 14.05 | +20 43 41.4 | L7 | — | -0.207 ± 0.018 | -0.362 ± 0.019 | 10.9 | TIFKAM |
| ULAS J153108.89+060111.1 | 15 31 08.88 | +06 01 11.2 | L0 | — | 0.028 ± 0.025 | -0.048 ± 0.025 | 8.0 | TIFKAM |
| 2MASS J15311344+1641282 | 15 31 13.44 | +16 41 28.2 | L6 | L1 | -0.076 ± 0.025 | 0.040 ± 0.026 | 9.2 | TIFKAM |
| SDSS J153417.05+161546.1AB | 15 34 17.11 | +16 15 46.3 | — | T3.5 | -0.066 ± 0.020 | -0.052 ± 0.021 | 9.1 | TIFKAM |
| SDSS J153453.33+121949.2 | 15 34 53.25 | +12 19 49.5 | — | L4 | 0.177 ± 0.020 | -0.040 ± 0.021 | 9.1 | TIFKAM |
| 2MASS J15382417-1953116 | 15 38 24.17 | -19 53 11.6 | L6 | — | 0.032 ± 0.019 | -0.061 ± 0.020 | 9.9 | TIFKAM |
| 2MASS J15392137+6502364 | 15 39 21.37 | +65 02 36.4 | — | L1 | -0.038 ± 0.011 | 0.038 ± 0.025 | 9.0 | TIFKAM |
| SDSS J154009.36+374230.3 | 15 40 09.42 | +37 42 31.6 | — | L9 | -0.205 ± 0.016 | -0.382 ± 0.020 | 8.1 | TIFKAM |
| SDSS J154508.93+355527.3 | 15 45 09.01 | +35 55 27.1 | — | L7.5 | -0.183 ± 0.016 | 0.063 ± 0.020 | 10.1 | TIFKAM |
| SDSS J154727.23+033636.3 | 15 47 27.23 | +03 36 36.1 | L2 | — | -0.062 ± 0.019 | 0.056 ± 0.019 | 6.9 | CPAPIR |
| 2MASS J15474719-2423493 | 15 47 47.19 | -24 23 49.3 | L0 | — | -0.126 ± 0.014 | -0.143 ± 0.015 | 7.9 | CPAPIR |
| SDSS J154849.02+172235.4 | 15 48 49.12 | +17 22 35.9 | — | L5 | -0.277 ± 0.019 | -0.109 ± 0.019 | 9.2 | TIFKAM |
| 2MASS J15485834-1636018 | 15 48 58.34 | -16 36 01.8 | — | L2 | -0.210 ± 0.016 | -0.107 ± 0.017 | 9.8 | CPAPIR |
| 2MASS J15515237+0941148 | 15 51 52.37 | +09 41 14.8 | L2 | — | -0.070 ± 0.022 | -0.050 ± 0.022 | 8.0 | TIFKAM |
| 2MASSW J1553214+210907 | 15 53 21.42 | +21 09 07.1 | L5.5 | — | -0.045 ± 0.015 | 0.114 ± 0.016 | 10.9 | TIFKAM |
| 2MASSW J1555157-095605 | 15 55 15.73 | -09 56 05.5 | L1 | — | 0.950 ± 0.015 | -0.767 ± 0.015 | 8.0 | CPAPIR |
| 2MASS J1602665+6837268 | 16 02 66.65 | +68 37 26.8 | — | L2 | -0.083 ± 0.008 | 0.043 ± 0.023 | 8.9 | TIFKAM |
| SDSS J161626.46+221859.2 | 16 16 26.49 | +22 18 59.1 | — | L5 | -0.073 ± 0.018 | 0.021 ± 0.019 | 9.9 | TIFKAM |
| SDSS J161731.65+401859.7 | 16 17 31.68 | +40 19 00.3 | — | L4 | -0.038 ± 0.014 | -0.132 ± 0.019 | 10.0 | TIFKAM |
| 2MASS J16184503-1321297 | 16 18 45.03 | -13 21 29.7 | L0 | — | -0.094 ± 0.015 | -0.081 ± 0.015 | 7.9 | CPAPIR |
| SDSS J162051.17+323732.1 | 16 20 51.16 | +32 37 32.2 | — | L6 | 0.015 ± 0.011 | -0.033 ± 0.014 | 10.1 | TIFKAM |
| SDSS J162255.27+115924.1 | 16 22 55.33 | +11 59 23.8 | — | L6 | -0.128 ± 0.025 | -0.012 ± 0.026 | 9.1 | TIFKAM |
| SDSS J162838.77+230821.1 | 16 28 38.55 | +23 08 21.1 | — | T7 | 0.497 ± 0.020 | -0.461 ± 0.021 | 10.9 | TIFKAM |
| SDSS J163022.92+081822.0 | 16 30 22.95 | +08 18 22.1 | — | T5.5 | -0.083 ± 0.018 | -0.084 ± 0.019 | 6.8 | CPAPIR |
| SDSS J163030.53+434040.0 | 16 30 30.54 | +43 40 03.2 | — | L7 | -0.138 ± 0.020 | 0.052 ± 0.028 | 8.1 | TIFKAM |
| 2MASS J16304139+0938446 | 16 30 41.39 | +09 38 44.6 | L0 | — | -0.058 ± 0.018 | -0.069 ± 0.018 | 6.8 | CPAPIR |
| SDSS J163359.23-064056.5 | 16 33 59.33 | -06 40 55.2 | — | L6 | -0.232 ± 0.015 | -0.195 ± 0.015 | 7.9 | CPAPIR |
| 2MASS J16452207+3004071 | 16 45 22.07 | +30 04 07.1 | L3 | — | -0.065 ± 0.019 | -0.065 ± 0.022 | 9.0 | TIFKAM |
| 2MASSW J1645221-131951 | 16 45 22.11 | -13 19 51.6 | L1.5 | — | -0.352 ± 0.015 | -0.801 ± 0.016 | 7.9 | CPAPIR |
| 2MASS J16490419+0444571 | 16 49 04.19 | +04 44 57.1 | M8 | — | 0.054 ± 0.023 | 0.083 ± 0.023 | 7.9 | TIFKAM |
| SDSS J165329.69+623136.5 | 16 53 29.70 | +62 31 36.4 | L3 | — | 0.031 ± 0.016 | -0.024 ± 0.035 | 8.0 | TIFKAM |
| 2MASS J1656188+283506 | 16 56 18.85 | +28 35 05.6 | L4.5 | — | 0.011 ± 0.027 | -0.027 ± 0.031 | 8.2 | TIFKAM |

Table 2—Continued

| Source Name (1) | R.A. (J2000) (2) | DEC (J2000) (3) | SpT ^a (optical) (4) | SpT (near-IR) (5) | $\mu_{\alpha} \cos(\delta)$ ($''/\text{yr}$) (6) | μ_{δ} ($''/\text{yr}$) (7) | Baseline (yrs) (8) | Instrument (9) |
|-----------------------------|------------------------|-----------------------|--------------------------------------|-------------------------|--|---|--------------------------|-------------------|
| DENIS-P J170548.38-051645.7 | 17 05 48.34 | -05 16 46.2 | — | L4 | 0.141 ± 0.015 | -0.101 ± 0.015 | 8.0 | CPAPIR |
| SDSS J171147.17+233130.5 | 17 11 47.16 | +23 31 31.0 | — | L3.5 | 0.010 ± 0.017 | -0.085 ± 0.018 | 10.9 | TIFKAM |
| SDSS J171714.10+652622.2 | 17 17 14.08 | +65 26 22.1 | L4 | — | 0.159 ± 0.007 | -0.092 ± 0.016 | 8.9 | TIFKAM |
| SDSS J172244.32+632946.8 | 17 22 44.32 | +63 29 47.0 | L0 | — | 0.013 ± 0.012 | -0.038 ± 0.027 | 8.9 | TIFKAM |
| SDSS J173101.41+531047.9 | 17 31 01.40 | +53 10 47.6 | — | L6 | 0.064 ± 0.011 | 0.162 ± 0.018 | 9.8 | TIFKAM |
| 2MASSW J1743415+212707 | 17 43 41.48 | +21 27 06.9 | L2.5 | — | 0.159 ± 0.018 | 0.233 ± 0.019 | 8.9 | TIFKAM |
| 2MASS J17461199+5034036 | 17 46 11.99 | +50 34 03.6 | L5 | — | 0.258 ± 0.018 | 0.025 ± 0.028 | 8.1 | TIFKAM |
| 2MASS J19285196-4356256 | 19 28 51.96 | -43 56 25.6 | L5 | — | 0.066 ± 0.012 | -0.273 ± 0.016 | 6.9 | CFIM |
| 2MASS J19360187-5502322 | 19 36 01.87 | -55 02 32.2 | L5 | — | 0.169 ± 0.009 | -0.298 ± 0.016 | 7.0 | CPAPIR |
| 2MASS J20025073-0521524 | 20 02 50.73 | -05 21 52.4 | L6 | — | -0.102 ± 0.014 | -0.110 ± 0.014 | 8.5 | CPAPIR |
| 2MASS J20343769+0827009 | 20 34 37.69 | +08 27 00.9 | L3 | — | -0.096 ± 0.016 | -0.489 ± 0.016 | 7.3 | CFIM |
| 2MASS J20360316+1051295 | 20 36 03.16 | +10 51 29.5 | L3 | — | -0.132 ± 0.017 | -0.184 ± 0.018 | 7.5 | TIFKAM |
| 2MASSW J2130446-084520 | 21 30 44.64 | -08 45 20.5 | L1.5 | — | 0.063 ± 0.010 | -0.120 ± 0.012 | 9.3 | CPAPIR |
| SDSS J213240.36+102949.4 | 21 32 40.36 | +10 29 49.4 | — | L4.5 | 0.143 ± 0.020 | -0.009 ± 0.020 | 7.0 | CFIM |
| SDSS J213352.72+101841.0 | 21 33 52.74 | +10 18 41.0 | — | L5 | 0.107 ± 0.014 | -0.027 ± 0.020 | 8.1 | CFIM |
| 2MASS J21392676+0220226 | 21 39 26.76 | +02 20 22.6 | — | L4.5 | 0.346 ± 0.019 | -0.044 ± 0.019 | 8.3 | CFIM |
| 2MASSW J21420580-3101162 | 21 42 05.80 | -31 01 16.2 | L3 | — | 0.120 ± 0.012 | -0.007 ± 0.019 | 7.5 | TIFKAM |
| 2MASS J2142494-1023022 | 21 54 24.94 | -10 23 02.2 | — | L5 | -0.008 ± 0.012 | -0.094 ± 0.012 | 7.4 | TIFKAM |
| 2MASSW J21481633+4003594 | 21 48 16.33 | +40 03 59.4 | L6.5 | — | 0.507 ± 0.022 | 0.123 ± 0.022 | 6.1 | CPAPIR |
| 2MASS J21501592-7520367 | 21 50 15.92 | -75 20 36.7 | L1 | — | 0.060 ± 0.012 | -0.095 ± 0.014 | 9.3 | CPAPIR |
| 2MASS J21512543-2441000 | 21 51 25.43 | -24 41 00.0 | L3 | — | 0.770 ± 0.018 | 0.456 ± 0.024 | 7.9 | TIFKAM |
| 2MASS J21542494-1023022 | 21 54 24.94 | -10 23 02.2 | — | T4.5 | 0.879 ± 0.005 | -0.300 ± 0.019 | 9.4 | CFIM |
| 2MASSW J21543318+5942187 | 21 54 33.18 | +59 42 18.7 | — | T6 | 0.278 ± 0.014 | -0.021 ± 0.015 | 9.2 | CPAPIR |
| 2MASS J21574904-5534420 | 21 57 49.04 | -55 34 42.0 | L2 | — | 0.193 ± 0.012 | 0.037 ± 0.012 | 9.1 | TIFKAM |
| 2MASSW J21580457-1550098 | 21 58 04.57 | -15 50 09.8 | L4 | — | -0.182 ± 0.009 | -0.445 ± 0.017 | 8.1 | TIFKAM |
| 2MASSW J2206450-421721 | 22 06 44.98 | -42 17 20.8 | L2 | — | 0.043 ± 0.011 | -0.012 ± 0.019 | 7.2 | CPAPIR |
| 2MASS J22120703+3430351 | 22 12 07.03 | +34 30 35.1 | L5 | — | 0.057 ± 0.030 | -0.035 ± 0.032 | 7.0 | CFIM |
| 2MASS J22134491-2136079 | 22 13 44.91 | -21 36 07.9 | L0 | — | 0.111 ± 0.013 | -0.182 ± 0.018 | 9.0 | CPAPIR |
| 2MASSW J2224438-015852 | 22 24 43.81 | -01 58 52.1 | L4.5 | — | 0.160 ± 0.023 | -0.232 ± 0.028 | 7.9 | TIFKAM |
| 2MASSW J2238074+435317 | 22 38 07.42 | +43 53 17.9 | L1.5 | — | 0.033 ± 0.017 | -0.061 ± 0.019 | 8.1 | CPAPIR |
| SDSSp J224953.45+004404.2 | 22 49 53.45 | +00 44 04.6 | L3 | — | 0.467 ± 0.015 | -0.869 ± 0.015 | 9.1 | TIFKAM |
| 2MASS J2254519-284025 | 22 54 51.94 | -28 40 25.3 | L0.5 | — | 0.324 ± 0.012 | -0.132 ± 0.016 | 9.1 | TIFKAM |
| 2MASS J22551861-5713056 | 22 55 18.61 | -57 13 05.6 | L0.5 | L5.5 | 0.075 ± 0.018 | 0.026 ± 0.018 | 7.3 | CPAPIR |
| 2MASS J23224684-3133231 | 23 22 46.88 | -31 33 23.1 | L0 | — | 0.000 ± 0.023 | 0.024 ± 0.026 | 7.2 | CFIM |
| SDSS J232804.58-103845.7 | 23 28 04.59 | -10 38 45.2 | — | L3.5 | -0.210 ± 0.017 | -0.260 ± 0.020 | 8.2 | CPAPIR |
| 2MASS J23302258-0347189 | 23 30 22.58 | -03 47 18.9 | L1 | — | -0.010 ± 0.015 | -0.037 ± 0.015 | 9.2 | CPAPIR |
| 2MASS J23312378-4718274 | 23 31 23.78 | -47 18 27.4 | — | T5 | 0.104 ± 0.013 | -0.049 ± 0.019 | 7.1 | CPAPIR |
| 2MASS J23440624-0733282 | 23 44 06.24 | -07 33 28.2 | L4.5 | — | -0.013 ± 0.027 | -0.064 ± 0.027 | 8.9 | CFIM |
| 2MASS J23453903+0055137 | 23 45 39.03 | +00 55 13.7 | L0 | — | 0.078 ± 0.039 | -0.045 ± 0.039 | 7.1 | CFIM |

Note. — Details on the new proper motion measurements reported in this article. See Table 3 for discovery references.

^aSpT refers to the spectral type of the object.

Table 3. Full Astrometric Database

| Source Name | Ref. (2) | RA (J2000) (3) | DEC (J2000) (4) | 2MASS J (mag) (5) | 2MASS K_s (mag) (6) | $\mu_{\alpha} \cos(\delta)$ ("/yr) (7) | μ_{δ} ("/yr) (8) | μ Ref. (9) | SpT (opt) (10) | SpT (IR) (11) | Distance (pc) (13) | V_{tan} (km s $^{-1}$) (14) | No (15) |
|---------------------------|----------|----------------|-----------------|---------------------------|---------------------------|--|---------------------------|----------------|----------------|---------------|--------------------------|--------------------------------|---------------|
| SDSS J000013.54+255418.6 | 54 | 00 00 13.54 | +25 54 18.0 | 14.99 ± 0.10 ^c | 14.73 ± 0.06 ^c | 0.006 ± 0.019 | 0.130 ± 0.022 | 10 | — | T4.5 | 11 ± 1 | 7 ± 1 | — |
| SDSS J000112.18+153535.5 | 54 | 00 01 12.17 | +15 35 35.5 | 15.42 ± 0.06 ^c | 13.56 ± 0.10 ^c | 0.150 ± 0.023 | -0.169 ± 0.015 | 10 | — | L4 | 29 ± 6 | 31 ± 7 | — |
| 2MASS J00034227-2822410 | 20 | 00 03 42.27 | -28 22 41.0 | 13.07 ± 0.02 | 11.97 ± 0.03 | 0.257 ± 0.016 | -0.145 ± 0.018 | 19 | M7.5 | — | 26 ± 3 | 37 ± 4 | VLMC-Possible |
| GJ 1001B, LHS 102B | 37 | 00 04 34.84 | -40 44 05.8 | 13.11 ± 0.02 | 11.40 ± 0.03 | 0.644 ± 0.002 | -1.494 ± 0.002 | 23 | L5 | L4.5 | 13.0 ± 0.7 ^j | 100.4 ± 5.2 | CB |
| 2MASS J000441.44+2058298 | 45 | 00 04 41.44 | -20 58 29.8 | 12.40 ± 0.02 | 11.40 ± 0.02 | 0.826 ± 0.076 | -0.009 ± 0.075 | 27 | M8 | — | 18 ± 3 | 70 ± 14 | — |
| 2MASS J00054844+2157196 | 86 | 00 05 48.44 | -21 57 19.6 | 13.27 ± 0.03 | 12.20 ± 0.03 | 0.703 ± 0.024 | -0.119 ± 0.004 | 28 | M9 | — | 23 ± 3 | 78 ± 11 | — |
| 2MASS J0006205-172051 | 43 | 00 06 20.50 | -17 20 50.6 | 15.66 ± 0.07 | 14.01 ± 0.05 | -0.032 ± 0.017 | 0.017 ± 0.018 | 19 | L2.5 | — | 43 ± 4 | 7 ± 4 | — |
| 2MASS J00070787-2458042 | 86 | 00 07 07.87 | -24 58 04.2 | 13.12 ± 0.02 | 12.06 ± 0.02 | 0.189 ± 0.022 | -0.051 ± 0.006 | 28 | M7 | — | 30 ± 4 | 28 ± 5 | — |
| 2MASS J00100009-2031122 | 20 | 00 10 00.09 | -20 31 12.2 | 14.13 ± 0.02 | 12.88 ± 0.03 | 0.117 ± 0.020 | 0.031 ± 0.017 | 10 | L0 | — | 30 ± 2 | 17 ± 3 | — |
| 2MASS J0013578-223520 | 43 | 00 13 57.79 | -22 35 20.0 | 15.78 ± 0.07 | 14.04 ± 0.05 | 0.055 ± 0.017 | -0.051 ± 0.019 | 19 | L4 | — | 35 ± 4 | 12 ± 3 | — |
| 2MASS J00145575-4844171 | 49 | 00 14 55.75 | -48 44 17.1 | 14.05 ± 0.04 | 12.72 ± 0.03 | 0.851 ± 0.018 | 0.289 ± 0.018 | 19 | L2.5 | — | 21 ± 2 | 88 ± 7 | — |
| 2MASSW J0015447+351603 | 47 | 00 15 44.76 | +35 16 02.6 | 13.88 ± 0.03 | 12.26 ± 0.02 | 0.083 ± 0.018 | -0.246 ± 0.014 | 10 | L2 | — | 21 ± 2 | 25 ± 2 | — |
| 2MASS J00165953-4056541 | 49 | 00 16 59.53 | -40 56 54.1 | 15.32 ± 0.06 | 13.43 ± 0.04 | 0.201 ± 0.014 | 0.032 ± 0.018 | 19 | L3.5 | — | 31 ± 3 | 30 ± 4 | — |
| SDSS J001911.65+003017.8 | 40 | 00 19 11.65 | +00 30 17.6 | 14.92 ± 0.04 | 13.57 ± 0.03 | -0.029 ± 0.018 | -0.025 ± 0.011 | 10 | L1 | — | 38 ± 3 | 7 ± 3 | — |
| 2MASS J00192626+4614078 | 19 | 00 19 26.26 | +46 14 07.8 | 12.60 ± 0.02 | 11.50 ± 0.01 | 0.114 ± 0.06 | -0.10 ± 0.05 | 36 | M8 | — | 20 ± 2 | 16 ± 6 | — |
| 2MASS J00194579+5213179 | 19 | 00 19 45.79 | +52 13 17.9 | 12.79 ± 0.02 | 11.62 ± 0.02 | 0.27 ± 0.20 | -0.10 ± 0.23 | 36 | M9 | — | 19 ± 1 | 26 ± 17 | — |
| 2MASS J00242463-0158201 | 42 | 00 24 24.63 | -01 58 20.1 | 11.99 ± 0.04 | 10.54 ± 0.02 | -0.080 ± 0.004 | 0.133 ± 0.006 | 41 | M9.5 | — | 11.8 ± 0.6 ^{ee} | 8.7 ± 0.6 | — |
| 2MASS J00250365+4759191AB | 20 | 00 25 03.65 | +47 59 19.1 | 14.84 ± 0.04 | 12.90 ± 0.06 | 0.312 ± 0.039 | -0.009 ± 0.044 | 14 | L4 | — | 31 ± 6 ^{ee} | 46 ± 11 | — |
| 2MASS J00274197+0503417 | 89 | 00 27 41.97 | +05 03 41.7 | 16.19 ± 0.09 | 14.96 ± 0.12 | 0.0105 ± 0.0004 | -0.0008 ± 0.0003 | 15 | M9.5 | — | 72.5 ± 8.5 ^h | 3.6 ^{gh} ± 0.4 | — |
| 2MASS J00275592+2219328 | 57 | 00 27 55.92 | +22 19 32.8 | 10.61 ± 0.02 | 9.57 ± 0.02 | 0.40 ± 0.04 | -0.17 ± 0.04 | 36 | M8 | — | 10 ± 1 ^x | 21 ± 3 | — |
| 2MASSW J0030300-145033 | 47 | 00 30 30.13 | -14 50 33.3 | 16.53 ± 0.06 ^c | 14.51 ± 0.06 ^c | 0.245 ± 0.004 | -0.028 ± 0.002 | 44 | L7 | — | 26.7 ± 3.3 ^q | 31.2 ± 3.8 | — |
| 2MASSW J0030438+313932 | 46 | 00 30 43.84 | +31 39 32.1 | 15.48 ± 0.05 | 14.03 ± 0.05 | -0.049 ± 0.016 | -0.057 ± 0.014 | 10 | L2 | — | 43 ± 3 | 15 ± 3 | — |
| 2MASS J00315477+0649463 | 56 | 00 31 54.77 | +06 49 46.3 | 12.82 ± 0.02 | 11.72 ± 0.02 | 0.27 ± 0.10 | 0.07 ± 0.06 | 36 | M7 | — | 26 ± 3 | 35 ± 13 | — |
| 2MASS J00320509+0219017 | 83 | 00 32 05.09 | +02 19 01.7 | 14.32 ± 0.03 | 12.80 ± 0.03 | 0.417 ± 0.017 | -0.312 ± 0.013 | 10 | L1.5 | M9 | 27 ± 2 | 67 ± 5 | — |
| 2MASS J0032431-223727 | 43 | 00 32 43.08 | -22 37 27.2 | 15.39 ± 0.05 | 13.96 ± 0.05 | 0.115 ± 0.027 | 0.023 ± 0.015 | 10 | L1 | — | 48 ± 3 | 27 ± 6 | — |
| EROS-MP J0032-4405 | 37 | 00 32 55.84 | -44 05 05.8 | 14.78 ± 0.04 | 13.27 ± 0.04 | 0.126 ± 0.015 | -0.099 ± 0.021 | 19 | L0 | — | 41 ± 5 | 31 ± 5 | — |
| SDSSp J003259.36+141036.6 | 32 | 00 32 59.37 | +14 10 37.1 | 16.83 ± 0.17 | 14.95 ± 0.11 | 0.273 ± 0.007 | 0.039 ± 0.004 | 44 | — | L8 | 33.2 ± 5.9 ^q | 43.4 ± 7.7 | — |
| 2MASS J00332386-1521309 | 35 | 00 33 23.86 | -15 21 30.9 | 15.29 ± 0.06 | 13.41 ± 0.04 | 0.291 ± 0.016 | 0.043 ± 0.017 | 19 | L4 | — | 28 ± 6 | 38 ± 8 | — |
| 2MASS J00345157+0523050 | 13 | 00 34 51.57 | +05 23 05.0 | 15.54 ± 0.05 | < 16.24 | 0.65 ± 0.06 | 0.21 ± 0.05 | 5 | — | T6.5 | 14 ± 2 | 44 ± 7 | — |
| 2MASS J0034568-070601 | 43 | 00 34 56.84 | -07 06 01.3 | 15.53 ± 0.06 | 13.94 ± 0.07 | 0.2 ± 0.1 | 0.1 ± 0.1 | 24 | L3 | — | 37 ± 3 | 40 ± 18 | — |
| 2MASSW J0036159+182110 | 82 | 00 36 16.17 | +18 21 10.4 | 12.41 ± 0.06 ^c | 11.09 ± 0.06 ^c | 0.8991 ± 0.0006 | 0.120 ± 0.002 | 15 | L3.5 | L4 | 8.8 ± 0.1 ^h | 37.7 ± 0.3 | — |
| 2MASS J00374306-5846229 | 74 | 00 37 43.06 | -58 46 22.9 | 15.37 ± 0.05 | 13.59 ± 0.05 | 0.049 ± 0.010 | -0.051 ± 0.020 | 19 | L0 | — | 54 ± 7 | 18 ± 5 | — |
| SDSS J003843.99+134339.5 | 40 | 00 38 43.98 | +13 43 39.5 | 15.91 ± 0.07 | 14.76 ± 0.10 | 0.064 ± 0.016 | -0.041 ± 0.008 | 10 | L1 | — | 61 ± 4 | 22 ± 4 | — |
| HD 3651B | 71 | 00 39 18.91 | +21 15 16.8 | 16.16 ± 0.03 | 16.87 ± 0.05 | -0.4611 ± 0.0007 | -0.3709 ± 0.0007 | 34 | — | T7.5 | 11.1 ± 0.1 ¹ | 31.2 ± 0.3 | VLMC |
| 2MASS J00413538-5621127 | 57 | 00 41 35.38 | -56 21 12.7 | 11.96 ± 0.02 | 10.86 ± 0.02 | 0.08 ± 0.12 | -0.09 ± 0.13 | 36 | M8 | — | 15 ± 1 | 8 ± 9 | — |
| SDSS J004154.54+134135.1 | 40 | 00 41 54.53 | +13 41 35.1 | 14.45 ± 0.03 | 13.24 ± 0.02 | -0.174 ± 0.024 | -0.138 ± 0.036 | 10 | L2 | — | 35 ± 2 | 37 ± 5 | — |
| 2MASSW J0045214+163445 | 105 | 00 45 21.43 | +16 34 44.6 | 13.06 ± 0.02 | 11.37 ± 0.02 | 0.385 ± 0.017 | -0.026 ± 0.012 | 10 | L0 | L3.5 | 14 ± 1 | 26 ± 2 | — |
| 2MASS J00464841+0715177 | 83 | 00 46 48.41 | +07 15 17.7 | 13.89 ± 0.03 | 12.55 ± 0.03 | 0.098 ± 0.022 | -0.051 ± 0.010 | 10 | L0 | M9 | 27 ± 3 | 14 ± 3 | — |
| 2MASS J00492677-0635467 | 19 | 00 49 26.77 | -06 35 46.7 | 13.34 ± 0.02 | 12.10 ± 0.02 | -0.111 ± 0.008 | -0.460 ± 0.030 | 9 | M8.5 | — | 25 ± 2 | 57 ± 5 | — |
| 2MASS J00501994-3322402 | 99 | 00 50 19.94 | -33 22 40.2 | 15.93 ± 0.07 | 15.24 ± 0.19 | 1.20 ± 0.11 | 0.90 ± 0.12 | 41 | — | T7 | 8 ± 1 | 54 ± 8 | — |
| SIPS J0050-1538 | 25 | 00 50 24.44 | -15 38 18.4 | 13.78 ± 0.02 | 12.65 ± 0.03 | -0.229 ± 0.018 | -0.494 ± 0.019 | 19 | L1 | — | 23 ± 3 | 59 ± 8 | — |
| 2MASSW J0051107-154417 | 47 | 00 51 10.78 | -15 44 16.9 | 15.28 ± 0.05 | 13.47 ± 0.04 | 0.043 ± 0.015 | -0.021 ± 0.016 | 19 | L3.5 | — | 30 ± 3 | 7 ± 2 | — |
| 2MASS J00525468-2705597 | 85 | 00 52 54.68 | -27 05 59.7 | 13.61 ± 0.03 | 12.54 ± 0.03 | 0.056 ± 0.005 | 0.090 ± 0.005 | 42 | M8 | — | 22.2 ± 5.2 ^h | 11.2 ± 2.7 | — |
| 2MASS J00531899-3631102 | 49 | 00 53 18.99 | -36 31 10.2 | 14.45 ± 0.03 | 12.94 ± 0.03 | 0.018 ± 0.015 | -0.085 ± 0.019 | 19 | L3.5 | — | 21 ± 2 | 9 ± 2 | — |
| SDSSp J005406.55-003101.8 | 90 | 00 54 06.55 | -00 31 01.8 | 15.73 ± 0.03 | 14.38 ± 0.07 | 0.200 ± 0.009 | -0.160 ± 0.009 | 19 | L1 | — | 56 ± 4 | 68 ± 5 | — |
| 2MASSW J0058425-065123 | 47 | 00 58 42.53 | -06 51 23.9 | 14.31 ± 0.05 | 12.90 ± 0.03 | 0.229 ± 0.028 | -0.200 ± 0.024 | 17 | L0 | — | 33 ± 2 | 47 ± 6 | — |
| 2MASS J01025100-3737438 | 93 | 01 02 51.00 | -37 37 43.8 | 11.13 ± 0.02 | 10.07 ± 0.02 | 1.456 ± 0.003 | 0.262 ± 0.004 | 13 | M8 | — | 33 ± 2 | 85.6 ± 2.9 | — |
| 2MASS J0103320+193536 | 47 | 01 03 32.03 | +19 35 36.1 | 16.29 ± 0.08 | 14.15 ± 0.06 | 0.305 ± 0.017 | 0.035 ± 0.014 | 10 | L6 | — | 23 ± 2 | 33 ± 4 | — |

Table 3—Continued

| Source Name (1) | Ref. (2) | RA (J2000) (3) | DEC (J2000) (4) | 2MASS J (mag) (5) | 2MASS K_s (mag) (6) | $\mu_{\alpha, \cos(\delta)}$ ($''/\text{yr}$) (7) | μ_{δ} ($''/\text{yr}$) (8) | μ Ref. (9) | SpT (opt) (10) | SpT (IR) (11) | Distance (pc) (13) | V_{tan} (km s^{-1}) (14) | Note ^f (15) | Epoch (16) |
|---------------------------|-------------|----------------------|-----------------------|---------------------------|-----------------------------|---|---|-------------------|----------------------|---------------------|--------------------------|--|---------------------------|---------------|
| 2MASS J0104075-005328 | 3 | 01 04 07.50 | -00 53 28.3 | 16.53 ± 0.13 | 15.33 ± 0.18 | 0.473 ± 0.018 | -0.021 ± 0.018 | 19 | L4.5 | — | 44 ± 5 | 99 ± 11 | — | 1998.7 |
| 2MASS J01062285-5933185 | 74 | 01 06 22.85 | -59 33 18.5 | 14.33 ± 0.04 | 13.01 ± 0.04 | 0.046 ± 0.010 | -0.198 ± 0.020 | 19 | L0 | — | 33 ± 4 | 32 ± 5 | — | 1999.8 |
| 2MASS J01071607-1517577 | 20 | 01 07 16.07 | -15 17 57.7 | 13.34 ± 0.02 | 12.28 ± 0.02 | -0.031 ± 0.016 | 0.011 ± 0.017 | 19 | M7 | — | 33 ± 4 | 5 ± 3 | — | 1998.6 |
| SDSSp J010752.33+004156.1 | 32 | 01 07 52.42 | +00 41 56.3 | 13.82 ± 0.06 | 13.71 ± 0.04 | 0.628 ± 0.007 | 0.091 ± 0.004 | 44 | L8 | L5.5 | 15.6 ± 1.1 ^q | 46.9 ± 3.3 | — | 2000.7 |
| SSSPM J0109-4955 | 61 | 01 09 09.18 | -49 54 53.2 | 13.55 ± 0.02 | 12.45 ± 0.03 | 0.095 ± 0.013 | 0.168 ± 0.020 | 19 | — | L1 | 20 ± 1 | 19 ± 2 | — | 1999.8 |
| 2MASS J01092170+2949255 | 57 | 01 09 21.70 | +29 49 25.5 | 12.91 ± 0.02 | 11.68 ± 0.02 | 1.014 ± 0.019 | 0.348 ± 0.019 | 29 | M9.5 | — | 18 ± 1 | 93 ± 6 | — | 1997.8 |
| 2MASS J01095117-0343264 | 57 | 01 09 51.17 | -03 43 26.4 | 11.69 ± 0.02 | 10.43 ± 0.03 | 0.360 ± 0.002 | 0.018 ± 0.002 | 13 | M9 | — | 9.6 ± 0.2 ^e | 16.4 ± 0.4 | — | 1998.7 |
| 2MASS J01165457-1357342 | 74 | 01 16 54.57 | -13 57 34.2 | 14.21 ± 0.03 | 12.97 ± 0.03 | -0.026 ± 0.022 | -0.110 ± 0.022 | 19 | M9 | — | 35 ± 2 | 19 ± 4 | — | 2000.6 |
| 2MASS J0117474-340325 | 19 | 01 17 47.48 | -34 03 25.8 | 15.18 ± 0.04 | 13.49 ± 0.04 | 0.080 ± 0.017 | -0.062 ± 0.020 | 19 | L2 | — | 38 ± 6 | 18 ± 4 | — | 1998.9 |
| 2MASS J01204916-0741036 | 57 | 01 20 49.16 | -07 41 03.6 | 12.99 ± 0.03 | 11.85 ± 0.02 | -0.013 ± 0.019 | -0.115 ± 0.019 | 29 | M8 | — | 23 ± 4 | 13 ± 3 | — | 1998.8 |
| 2MASS J01231125-6921379 | 20 | 01 23 11.25 | -69 21 37.9 | 12.32 ± 0.02 | 11.32 ± 0.03 | 0.10 ± 0.11 | -0.03 ± 0.07 | 36 | M7.5 | — | 19 ± 2 | 10 ± 10 | — | 1998.8 |
| SSSPM J0124-4240 | 61 | 01 23 59.05 | -42 40 07.3 | 13.15 ± 0.02 | 12.04 ± 0.02 | -0.145 ± 0.004 | -0.229 ± 0.007 | 30 | M8 | L2.5 | 25 ± 2 | 32 ± 3 | — | 2000.6 |
| 2MASS J01244599-5745379 | 74 | 01 24 45.99 | -57 45 37.9 | 16.31 ± 0.11 | 14.32 ± 0.09 | -0.003 ± 0.010 | 0.018 ± 0.019 | 19 | L0 | — | 82 ± 10 | 7 ± 7 | LG | 1998.8 |
| 2MASS J0125369-343505 | 43 | 01 25 36.89 | -34 35 04.9 | 15.52 ± 0.06 | 13.90 ± 0.05 | 0.151 ± 0.016 | 0.036 ± 0.019 | 19 | L2 | — | 44 ± 3 | 32 ± 4 | — | 1998.9 |
| 2MASS J01273917-2805536 | 51 | 01 27 39.17 | -28 05 53.6 | 14.04 ± 0.03 | 12.86 ± 0.03 | -0.1334 ± 0.0003 | -0.1348 ± 0.0003 | 15 | M8.5 | — | 32.8 ± 0.3 ^h | 29.5 ± 0.2 | — | 1997.8 |
| 2MASS J01282664-5545343 | 45 | 01 28 26.64 | -55 45 34.3 | 13.78 ± 0.03 | 12.34 ± 0.03 | -0.249 ± 0.019 | 0.154 ± 0.019 | 22 | — | L1 | 23 ± 1 | 31 ± 3 | — | 1999.8 |
| 2MASS J01303563-4445411 | 74 | 01 30 35.63 | -44 45 41.1 | 14.07 ± 0.03 | 12.87 ± 0.03 | 0.120 ± 0.014 | -0.025 ± 0.020 | 19 | M9 | — | 33 ± 2 | 19 ± 3 | — | 1999.8 |
| 2MASS J01311838+3801554 | 20 | 01 31 18.38 | +38 01 55.4 | 14.68 ± 0.03 | 13.05 ± 0.03 | 0.373 ± 0.012 | -0.031 ± 0.015 | 19 | L4 | — | 21 ± 4 | 37 ± 8 | — | 1998.8 |
| SSSPM J0134-6315 | 61 | 01 33 32.48 | -63 14 41.5 | 14.51 ± 0.04 | 13.70 ± 0.04 | 0.077 ± 0.008 | -0.081 ± 0.009 | 30 | — | L0 | 36 ± 2 | 19 ± 3 ^g | — | 1999.9 |
| 2MASSW J0135358+120522 | 47 | 01 35 35.86 | +12 05 21.6 | 14.41 ± 0.03 | 12.92 ± 0.03 | -0.042 ± 0.023 | -0.422 ± 0.023 | 19 | L1.5 | — | 28 ± 2 | 57 ± 2 ^g | — | 2000.7 |
| IPMS J013656.57+093347.3 | 1 | 01 36 56.62 | +09 33 47.3 | 13.46 ± 0.03 | 12.56 ± 0.02 | 1.241 ± 0.009 | -0.004 ± 0.011 | 1 | — | T2.5 | 6.0 ± 0.4 | 36 ± 2 | — | 2000.7 |
| 2MASSW J0141032+180450 | 105 | 01 41 03.21 | +18 04 50.2 | 13.88 ± 0.03 | 12.49 ± 0.03 | 0.403 ± 0.011 | -0.045 ± 0.012 | 19 | L1 | L4.5 | 24 ± 2 | 46 ± 3 | — | 1998.8 |
| 2MASS J01411479-2417311 | 19 | 01 41 14.79 | -24 17 31.1 | 13.42 ± 0.02 | 12.30 ± 0.02 | -0.161 ± 0.017 | -0.303 ± 0.019 | 19 | M7.5 | — | 31 ± 3 | 51 ± 6 | — | 1998.8 |
| 2MASS J01415823-4633574 | 48 | 01 41 58.23 | -46 33 57.4 | 14.83 ± 0.04 | 13.10 ± 0.03 | 0.104 ± 0.017 | -0.026 ± 0.024 | 19 | L0 | L0 | 42 ± 5 | 21 ± 4 | LG | 1999.7 |
| 2MASS 0142+0523 | 110 | 01 42 31.53 | +05 23 28.5 | 15.91 ± 0.08 | 15.60 ± 0.26 | 0.56 ± 0.05 | -0.29 ± 0.05 | 47 | sdM8.5 | — | 65 ± — | 194 ± — | — | 2000.7 |
| 2MASS J01443536-0716142 | 59 | 01 44 35.36 | -07 16 14.2 | 14.19 ± 0.03 | 12.27 ± 0.02 | 0.395 ± 0.018 | -0.204 ± 0.018 | 19 | L5 | — | 12 ± 1 | 24 ± 2 | — | 1998.8 |
| 2MASS J01460119-4545263 | 74 | 01 46 01.19 | -45 45 26.3 | 14.40 ± 0.04 | 13.03 ± 0.03 | 0.121 ± 0.016 | 0.060 ± 0.023 | 19 | M9 | — | 39 ± 2 | 25 ± 4 | — | 2000.8 |
| 2MASS J01463192+0641153 | 56 | 01 46 31.92 | +06 41 15.3 | 13.47 ± 0.02 | 12.35 ± 0.03 | -0.079 ± 0.010 | -0.249 ± 0.010 | 28 | M7.5 | — | 32 ± 3 | 39 ± 4 | — | 2000.7 |
| 2MASS J01473282-4954478 | 74 | 01 47 32.82 | -49 54 47.8 | 13.06 ± 0.03 | 11.92 ± 0.02 | -0.014 ± 0.001 | -0.288 ± 0.026 | 16 | M8 | — | 33 ± 6 ^e | 45 ± 9 | CB | 1999.8 |
| 2MASSW J0147334+345311 | 46 | 01 47 33.44 | +34 53 11.2 | 14.95 ± 0.04 | 13.57 ± 0.04 | 0.037 ± 0.009 | -0.055 ± 0.011 | 19 | L0.5 | — | 41 ± 3 | 13 ± 2 | — | 1997.9 |
| 2MASS J01483864-3024396 | 19 | 01 48 38.64 | -30 24 39.6 | 12.30 ± 0.02 | 11.23 ± 0.02 | -0.11 ± 0.10 | 0.10 ± 0.09 | 36 | M7.5 | — | 18 ± 2 | 13 ± 9 | — | 1998.8 |
| 2MASS J01490895+2956131 | 46 | 01 49 08.95 | +29 56 13.1 | 13.45 ± 0.02 | 11.98 ± 0.02 | 0.1757 ± 0.0008 | -0.4021 ± 0.0007 | 15 | M9.5 | — | 22.5 ± 0.4 ^h | 46.8 ± 0.7 | — | 1997.8 |
| SDSS J015141.69+124429.6 | 32 | 01 51 41.55 | +12 44 30.0 | 16.57 ± 0.13 | 15.18 ± 0.19 | 0.742 ± 0.004 | -0.037 ± 0.002 | 44 | — | T1 | 21.4 ± 1.6 ^q | 75.3 ± 5.5 | — | 1997.7 |
| 2MASS J0150354+0950003 | 46 | 01 50 35.54 | +09 50 00.3 | 14.83 ± 0.04 | 13.14 ± 0.04 | 0.338 ± 0.023 | -0.080 ± 0.023 | 19 | L5 | — | 17 ± 3 | 28 ± 5 | — | 2000.7 |
| 2MASS J02042212-3632308 | 61 | 02 04 22.12 | -36 32 30.8 | 13.27 ± 0.03 | 12.19 ± 0.03 | 0.193 ± 0.017 | -0.034 ± 0.021 | 19 | M9 | — | 23 ± 3 | 21 ± 3 | — | 1999.6 |
| 2MASSW J02050334+125142 | 47 | 02 05 03.44 | +12 51 42.2 | 15.68 ± 0.06 | 13.67 ± 0.04 | 0.349 ± 0.011 | -0.018 ± 0.011 | 19 | L5 | — | 22 ± 2 | 37 ± 3 | — | 1998.7 |
| DENIS-P J0205.4-1159 | 26 | 02 05 29.40 | -11 59 29.6 | 14.59 ± 0.03 | 13.00 ± 0.03 | 0.4343 ± 0.0008 | 0.0549 ± 0.0008 | 15 | L7 | L5.5 | 19.8 ± 0.6 ^h | 41.0 ± 1.2 | CB | 2000.9 |
| SDSS J020608.97+225559.2 | 18 | 02 06 08.80 | +22 55 59.3 | 16.44 ± 0.06 ^a | 15.08 ± 0.06 ^a | 0.341 ± 0.015 | -0.062 ± 0.016 | 19 | — | L5.5 | 39 ± 4 | 64 ± 6 | — | 1997.8 |
| SDSS J020735.60+133556.3 | 40 | 02 07 35.57 | +13 35 56.4 | 15.39 ± 0.06 ^c | 13.84 ± 0.06 ^c | 0.260 ± 0.017 | -0.161 ± 0.018 | 19 | L3 | L3 | 35 ± 3 | 51 ± 5 | — | 1998.7 |
| SDSS J020742.48+000056.2 | 32 | 02 07 42.84 | +00 00 56.4 | 16.80 ± 0.16 | < 15.41 | 0.155 ± 0.011 | -0.017 ± 0.006 | 44 | — | T4.5 | 29 ± 9 ^q | 21 ± 7 | — | 2000.6 |
| 2MASSW J0208183+254253 | 47 | 02 08 18.33 | +25 42 53.3 | 13.99 ± 0.03 | 12.59 ± 0.03 | 0.356 ± 0.010 | -0.021 ± 0.011 | 19 | L1 | — | 25 ± 2 | 42 ± 3 | — | 1997.8 |
| 2MASSW J0208236+273740 | 47 | 02 08 23.63 | +27 37 40.0 | 15.71 ± 0.06 | 13.87 ± 0.05 | 0.217 ± 0.013 | -0.110 ± 0.014 | 19 | L5 | — | 24 ± 2 | 28 ± 3 | — | 1997.8 |
| 2MASSW J0208549+250048 | 47 | 02 08 54.99 | +25 00 48.8 | 16.21 ± 0.09 | 14.41 ± 0.07 | -0.022 ± 0.011 | 0.060 ± 0.012 | 19 | L5 | — | 31 ± 3 | 9 ± 2 | — | 1997.8 |
| SDSS J021128.25+141003.8 | 40 | 02 11 28.27 | +14 10 03.9 | 16.13 ± 0.08 | 15.01 ± 0.12 | -0.092 ± 0.010 | -0.030 ± 0.010 | 19 | L1 | — | 67 ± 4 | 31 ± 4 | — | 1998.7 |
| 2MASS J0213288+444445 | 19 | 02 13 28.80 | +44 44 45.3 | 13.49 ± 0.03 | 12.21 ± 0.02 | -0.04 ± 0.06 | -0.16 ± 0.06 | 36 | L1.5 | — | 19 ± 1 | 15 ± 5 | — | 1998.8 |
| 2MASS J02150802-3040011 | 57 | 02 15 08.02 | -30 40 01.1 | 11.62 ± 0.03 | 10.54 ± 0.02 | 0.770 ± 0.018 | -0.339 ± 0.019 | 28 | M8 | — | 12 ± 1 | 49 ± 4 | — | 1999.6 |
| 2MASS J0218291-313322 | 19 | 02 18 29.13 | -31 33 23.0 | 14.73 ± 0.04 | 13.15 ± 0.04 | -0.165 ± 0.015 | -0.138 ± 0.018 | 19 | L3 | — | 26 ± 2 | 26 ± 3 | — | 1998.9 |
| 2MASS J02185792-0617499 | 57 | 02 18 57.92 | -06 17 49.9 | 12.85 ± 0.02 | 11.84 ± 0.03 | 0.367 ± 0.019 | -0.097 ± 0.019 | 29 | M8 | — | 23 ± 2 | 41 ± 4 | — | 2000.8 |

Table 3—Continued

| Source Name | Ref. | RA (J2000) (3) | DEC (J2000) (4) | 2MASS J (mag) (5) | 2MASS K_s (mag) (6) | $\mu_{\alpha, \cos(\delta)}$ ($''/yr$) (7) | μ_{δ} ($''/yr$) (8) | μ Ref. | SpT (opt) (10) | SpT (IR) (11) | Distance (pc) (13) | V_{tan} ($km\ s^{-1}$) (14) | Note ^f (15) | Epoch (16) |
|---------------------------|------|----------------------|-----------------------|---------------------------|-----------------------------|--|--------------------------------------|------------|----------------------|---------------------|--------------------------|---------------------------------------|---------------------------|---------------|
| 2MASS J02192196+0506306 | 21 | 02 19 21.96 | +05 06 30.6 | 14.97 ± 0.04 | 13.48 ± 0.04 | 0.190 ± 0.024 | 0.005 ± 0.024 | 19 | — | L1 | 39 ± 5 | 36 ± 6 | — | 2000.7 |
| SSSPM J0219-1939 | 62 | 02 19 28.07 | -19 38 41.6 | 14.11 ± 0.03 | 12.91 ± 0.03 | 0.194 ± 0.004 | -0.173 ± 0.006 | 31 | L1 | L2.5 | 26 ± 2 | 33 ± 2 | — | 2000.9 |
| 2MASS J02212856-6831400 | 74 | 02 21 28.46 | -68 31 40.0 | 13.97 ± 0.03 | 12.81 ± 0.04 | 0.046 ± 0.006 | -0.006 ± 0.017 | 19 | M8 | — | 36 ± 6 | 8 ± 2 | LG | 1999.9 |
| 2MASS J02215494-5412054 | 61 | 02 21 54.99 | -54 12 05.4 | 13.90 ± 0.03 | 12.67 ± 0.03 | 0.136 ± 0.010 | -0.010 ± 0.017 | 19 | M9 | — | 31 ± 4 | 20 ± 3 | LG | 1999.8 |
| 2MASS J02235464-5815067 | 74 | 02 23 54.46 | -58 15 06.7 | 15.07 ± 0.05 | 13.42 ± 0.04 | 0.134 ± 0.010 | 0.005 ± 0.019 | 19 | L0 | — | 47 ± 6 | 30 ± 4 | LG | 1999.8 |
| 2MASS J02251947-5837295 | 74 | 02 25 18.81 | -58 37 29.5 | 13.74 ± 0.03 | 12.56 ± 0.03 | 0.085 ± 0.010 | -0.030 ± 0.018 | 19 | M9 | — | 28 ± 4 | 12 ± 2 | LG | 1999.8 |
| 2MASS J02271036-1624479 | 83 | 02 27 10.36 | -16 24 47.9 | 13.57 ± 0.02 | 12.14 ± 0.03 | 0.509 ± 0.016 | -0.303 ± 0.010 | 16 | L1 | — | 21 ± 1 | 58 ± 4 | — | 2000.8 |
| 2MASSW J0228110+253738 | 105 | 02 28 11.01 | +25 37 38.0 | 13.84 ± 0.03 | 12.47 ± 0.03 | 0.257 ± 0.014 | -0.014 ± 0.017 | 10 | L0 | L0 | 26 ± 3 | 32 ± 4 | — | 1998.8 |
| 2MASS J02283305+1811097 | 19 | 02 28 33.05 | +18 11 09.7 | 13.23 ± 0.02 | 12.26 ± 0.02 | 0.182 ± 0.010 | -0.086 ± 0.010 | 28 | M7 | — | 32 ± 4 | 30 ± 4 | — | 1997.8 |
| 2MASS J02284243+1639329 | 105 | 02 28 42.43 | +16 39 32.9 | 13.17 ± 0.03 | 11.82 ± 0.02 | 0.422 ± 0.020 | -0.412 ± 0.021 | 19 | L0 | — | 19 ± 2 | 54 ± 7 | — | 1999.8 |
| 2MASS J02284355-6325052 | 45 | 02 28 43.55 | -63 25 05.2 | 13.56 ± 0.03 | 12.25 ± 0.03 | 0.593 ± 0.010 | 0.458 ± 0.023 | 19 | — | L0 | 23 ± 3 | 82 ± 10 | — | 2000.8 |
| 2MASS J02301551+2704061 | 20 | 02 30 15.51 | +27 04 06.1 | 14.29 ± 0.03 | 12.99 ± 0.02 | 0.189 ± 0.008 | -0.007 ± 0.010 | 19 | L0 | — | 33 ± 4 | 29 ± 4 | — | 1998.8 |
| SDSS J023547.56-084919.8 | 40 | 02 35 47.56 | -08 49 19.8 | 15.57 ± 0.06 | 14.19 ± 0.07 | 0.013 ± 0.013 | 0.013 ± 0.013 | 19 | L2 | — | 45 ± 3 | 10 ± 3 | — | 1998.8 |
| GJ 1048B | 34 | 02 35 59.93 | -23 31 20.5 | < 12.69 | 12.19 ± 0.08 | 0.085 ± 0.001 | 0.0130 ± 0.0008 | 34 | L1 | L1 | 21.3 ± 0.5 ^l | 8.6 ± 0.2 | VLMC | 1998.9 |
| SDSSp J023617.93+004855.0 | 32 | 02 36 17.94 | +00 48 54.8 | 16.10 ± 0.08 | 14.67 ± 0.09 | 0.123 ± 0.012 | -0.176 ± 0.012 | 19 | L6 | L6.5 | 29 ± 3 | 30 ± 3 | — | 2000.7 |
| 2MASS J0239424-173547 | 19 | 02 39 42.45 | -17 35 47.1 | 14.29 ± 0.03 | 13.04 ± 0.03 | 0.042 ± 0.017 | -0.095 ± 0.018 | 19 | L0 | — | 33 ± 2 | 16 ± 3 | — | 1998.6 |
| 2MASS J02402950+2832576 | 57 | 02 40 29.50 | +28 32 57.6 | 12.67 ± 0.02 | 11.63 ± 0.02 | 0.046 ± 0.019 | -0.192 ± 0.019 | 29 | M7.5 | — | 22 ± 2 | 21 ± 3 | — | 1997.9 |
| 2MASS J0241536-124106 | 19 | 02 41 53.67 | -12 41 06.9 | 15.61 ± 0.07 | 13.93 ± 0.06 | 0.312 ± 0.016 | -0.040 ± 0.017 | 19 | L2 | — | 46 ± 7 | 68 ± 11 | — | 1998.6 |
| 2MASSW J0242435+160739 | 46 | 02 42 43.55 | +16 07 39.2 | 15.78 ± 0.05 | 14.35 ± 0.06 | 0.152 ± 0.011 | -0.210 ± 0.012 | 19 | L1.5 | — | 53 ± 4 | 66 ± 9 ^l | — | 1998.7 |
| 2MASS J0243137-245329 | 10 | 02 43 13.71 | -24 53 29.8 | 15.42 ± 0.06 ^c | 15.22 ± 0.06 ^c | -0.288 ± 0.004 | -0.208 ± 0.04 ^l | 44 | — | T6 | 10.7 ± 0.4 ^l | 18.0 ± 0.7 | — | 1998.9 |
| 2MASS J02435103-5432194 | 65 | 02 43 51.03 | -54 32 19.4 | 14.04 ± 0.03 | 12.78 ± 0.02 | 0.096 ± 0.011 | -0.026 ± 0.019 | 19 | M9 | — | 33 ± 2 | 15 ± 2 | — | 1999.8 |
| SDSS J024749.90-163112.6 | 18 | 02 47 49.78 | -16 31 13.2 | 16.94 ± 0.06 ^a | 15.76 ± 0.06 ^a | 0.313 ± 0.017 | 0.143 ± 0.017 | 19 | — | T2 | 28 ± 4 | 46 ± 7 | — | 1998.6 |
| 2MASS J02484100-1651216 | 57 | 02 48 41.00 | -16 51 21.6 | 12.55 ± 0.02 | 11.42 ± 0.02 | 0.021 ± 0.012 | -0.273 ± 0.012 | 42 | M8 | — | 16.8 ± 1.5 ⁿ | 21 ± 2 | — | 1998.6 |
| 2MASS J02511327+0047364 | 102 | 02 51 13.27 | +00 47 36.4 | 13.77 ± 0.03 | 12.68 ± 0.03 | 0.234 ± 0.007 | 0.040 ± 0.004 | 41 | M7.5 | — | 60 ± 8 ^o | 67 ± 9 | — | 2000.7 |
| 2MASS J0251148-035245 | 19 | 02 51 14.90 | -03 52 45.9 | 13.06 ± 0.03 | 11.66 ± 0.02 | 1.128 ± 0.013 | -1.826 ± 0.020 | 41 | L3 | L1 | 12 ± 1 | 122 ± 11 | — | 1998.8 |
| 2MASS J02522628+0056223 | 102 | 02 52 26.28 | +00 56 22.3 | 13.13 ± 0.02 | 11.96 ± 0.02 | -0.175 ± 0.007 | -0.100 ± 0.005 | 40 | M8 | — | 28.4 ± 2.4 ^o | 27.2 ± 2.5 | — | 2000.7 |
| 2MASS J02530084+1652532 | 97 | 02 53 00.84 | +16 52 53.2 | 8.39 ± 0.03 | 7.59 ± 0.05 | 3.404 ± 0.005 | -3.807 ± 0.005 | 23 | M7 | — | 3.84 ± 0.04 ^l | 92.9 ± 1.0 | — | 1999.8 |
| DENIS-P J0255-4700 | 65 | 02 55 03.57 | -47 00 50.9 | 13.25 ± 0.03 | 11.56 ± 0.02 | 1.07 ± 0.11 | -0.62 ± 0.11 | 36 | L8 | L9 | 5.2 ± 0.3 | 30 ± 3 | — | 1998.9 |
| SDSS J025601.86+011047.2 | 40 | 02 56 01.89 | +01 10 46.7 | 16.21 ± 0.10 | 15.22 ± 0.18 | 0.025 ± 0.015 | -0.068 ± 0.015 | 19 | L0 | — | 79 ± 5 | 27 ± 6 | — | 2000.7 |
| 2MASS J02572581-3105523 | 49 | 02 57 25.81 | -31 05 52.3 | 14.67 ± 0.04 | 12.88 ± 0.03 | 0.602 ± 0.018 | 0.320 ± 0.021 | 19 | L8 | — | 10 ± 1 | 31 ± 2 | — | 1999.6 |
| 2MASS J0302012+135814 | 47 | 03 02 01.22 | +13 58 14.2 | 16.53 ± 0.12 | 14.63 ± 0.08 | 0.055 ± 0.015 | -0.037 ± 0.016 | 19 | L3 | — | 59 ± 5 | 19 ± 5 | — | 1997.8 |
| SDSSp J030321.24+000938.2 | 90 | 03 03 21.23 | -00 09 37.8 | 16.12 ± 0.07 | 14.88 ± 0.10 | 0.025 ± 0.017 | -0.023 ± 0.017 | 19 | L0 | — | 76 ± 5 | 12 ± 6 | — | 1998.7 |
| 2MASSW J0306268+154514 | 47 | 03 06 26.84 | +15 45 13.7 | 17.11 ± 0.18 | 15.13 ± 0.14 | 0.212 ± 0.017 | -0.071 ± 0.018 | 19 | L6 | — | 36 ± 6 | 38 ± 7 | — | 1998.9 |
| 2MASSW J0309088-194938 | 47 | 03 09 08.88 | -19 49 38.7 | 15.75 ± 0.06 | 14.06 ± 0.07 | 0.184 ± 0.016 | -0.038 ± 0.017 | 19 | L4.5 | — | 31 ± 3 | 27 ± 4 | — | 1998.9 |
| 2MASS J03100053+0726506 | 74 | 03 10 00.53 | +07 26 50.6 | 12.85 ± 0.02 | 11.78 ± 0.02 | 0.539 ± 0.022 | 0.254 ± 0.022 | 19 | M7.5 | — | 24 ± 2 | 67 ± 7 | — | 2000.7 |
| 2MASS J03101401-2756452 | 20 | 03 10 14.01 | -27 56 45.2 | 15.80 ± 0.07 | 13.96 ± 0.06 | -0.116 ± 0.016 | -0.052 ± 0.018 | 19 | L5 | — | 25 ± 2 | 15 ± 2 | — | 1998.9 |
| 2MASSW J0310599+164816 | 47 | 03 10 59.86 | +16 48 15.5 | 16.03 ± 0.08 | 14.31 ± 0.07 | -0.706 ± 0.019 | 0.119 ± 0.020 | 19 | L8 | L9 | 19 ± 1 | 63 ± 4 | — | 1999.8 |
| 2MASS J03134443+0433165 | 74 | 03 13 44.43 | +04 33 16.5 | 13.67 ± 0.03 | 12.59 ± 0.02 | -0.049 ± 0.022 | 0.006 ± 0.022 | 19 | M7.5 | — | 35 ± 3 | 8 ± 4 | — | 2000.7 |
| 2MASS J03140344+1603056 | 83 | 03 14 03.44 | +16 03 05.6 | 12.53 ± 0.02 | 11.24 ± 0.02 | -0.241 ± 0.018 | -0.076 ± 0.019 | 19 | L0 | — | 14 ± 1 | 17 ± 2 | — | 1999.7 |
| 2MASS J03144011-0450316 | 19 | 03 14 40.11 | -04 50 31.6 | 12.64 ± 0.02 | 11.60 ± 0.03 | -0.068 ± 0.018 | -0.119 ± 0.018 | 19 | M7.5 | — | 22 ± 2 | 14 ± 2 | — | 1998.8 |
| 2MASS J0316451-284852 | 19 | 03 16 45.12 | -28 48 52.1 | 14.57 ± 0.04 | 13.11 ± 0.03 | 0.107 ± 0.017 | -0.081 ± 0.019 | 19 | L0 | — | 37 ± 5 | 23 ± 4 | — | 1998.9 |
| 2MASS J03185403-3421292 | 49 | 03 18 54.03 | -34 21 29.2 | 15.57 ± 0.06 | 13.51 ± 0.04 | 0.365 ± 0.016 | 0.017 ± 0.019 | 19 | L7 | — | 15 ± 1 | 25 ± 2 | — | 1998.9 |
| 2MASS J03201720-1026124 | 20 | 03 20 17.20 | -10 26 12.4 | 13.88 ± 0.03 | 12.69 ± 0.03 | 0.013 ± 0.018 | -0.100 ± 0.018 | 19 | M8 | — | 35 ± 3 | 17 ± 3 | — | 1998.8 |
| 2MASS J0320284-044636 | 19 | 03 20 28.39 | -04 46 35.8 | 13.26 ± 0.02 | 12.13 ± 0.02 | -0.267 ± 0.016 | -0.533 ± 0.016 | 15 | M8 | L0.5 | 26 ± 5 | 75 ± 13 | — | 1998.7 |
| 2MASS J03205965+1854233 | 57 | 03 20 59.65 | +18 54 23.3 | 11.76 ± 0.02 | 10.64 ± 0.02 | 0.3493 ± 0.0005 | -0.2557 ± 0.0006 | 15 | M8 | — | 14.5 ± 0.1 ^h | 29.8 ± 0.3 | — | 1997.8 |
| 2MASS J03231002-4631237 | 74 | 03 23 10.02 | -46 31 23.7 | 15.39 ± 0.07 | 13.70 ± 0.05 | 0.060 ± 0.013 | -0.010 ± 0.019 | 19 | L0 | — | 54 ± 7 | 16 ± 4 | LG | 1999.6 |
| 2MASS J03250136+2253039 | 20 | 03 25 01.36 | +22 53 03.9 | 15.43 ± 0.05 | 13.77 ± 0.05 | 0.405 ± 0.013 | -0.146 ± 0.014 | 19 | L3 | — | 36 ± 3 | 73 ± 7 | — | 1997.8 |
| SDSS J032553.17+042540.1 | 18 | 03 25 53.22 | +04 25 40.6 | 16.16 ± 0.06 ^a | 16.37 ± 0.06 ^a | -0.183 ± 0.014 | -0.099 ± 0.014 | 19 | — | T5.5 | 19 ± 2 | 18 ± 3 | — | 2000.1 |

Table 3—Continued

| Source Name | Ref. | RA (J2000) (3) | DEC (J2000) (4) | 2MASS J (mag) (5) | 2MASS K_s (mag) (6) | $\mu_{\alpha, \cos(\delta)}$ ($''/\text{yr}$) (7) | μ_{δ} ($''/\text{yr}$) (8) | μ Ref. | SpT (opt) (10) | SpT (IR) (11) | Distance (pc) (13) | V_{tan} (km s^{-1}) (14) | Note ^f | Epoch (16) |
|---------------------------|------|----------------------|-----------------------|---------------------------|-----------------------------|---|---|------------|----------------------|---------------------|--------------------------|--|-------------------|---------------|
| 2MASSW J0326137+295015 | 46 | 03 26 13.67 | +29 50 15.2 | 15.48 ± 0.05 | 13.84 ± 0.05 | -0.0188 ± 0.0008 | 0.0668 ± 0.0008 | 15 | L3.5 | — | 32.3 ± 1.6 ^h | 10.6 ± 0.5 | — | 1997.9 |
| 2MASS J0326425+2102057 | 35 | 03 26 42.25 | -31 42 05.7 | 16.13 ± 0.09 | 13.92 ± 0.07 | 0.108 ± 0.014 | -0.146 ± 0.015 | 19 | L4 | — | 41 ± 4 | 35 ± 5 | — | 1998.9 |
| 2MASS J03274091-3148156 | 21 | 03 27 40.91 | -31 48 15.6 | 16.09 ± 0.09 | 14.15 ± 0.07 | 0.038 ± 0.017 | 0.018 ± 0.020 | 19 | — | L3 | 48 ± 9 | 10 ± 4 | — | 1998.9 |
| SDSSp J032817.38+003257.2 | 90 | 03 28 17.38 | +00 32 57.2 | 14.16 ± 0.08 | 14.16 ± 0.08 | 0.195 ± 0.013 | 0.033 ± 0.013 | 19 | L3 | — | 46 ± 4 | 43 ± 5 | — | 2000.1 |
| 2MASS J03283463+1129515 | 56 | 03 28 34.63 | +11 29 51.5 | 12.46 ± 0.02 | 11.33 ± 0.02 | 0.548 ± 0.010 | 0.247 ± 0.010 | 28 | M8 | — | 18 ± 2 | 52 ± 4 | — | 2000.0 |
| 2MASS J0328426+230205 | 47 | 03 28 42.65 | +23 02 05.1 | 16.69 ± 0.14 | 14.92 ± 0.11 | 0.013 ± 0.003 | -0.060 ± 0.005 | 44 | L8 | L9.5 | 30.2 ± 3.9 ^q | 8.7 ± 1.3 | — | 1997.8 |
| 2MASS J03300506+2405281 | 57 | 03 30 05.07 | +24 05 28.1 | 12.38 ± 0.02 | 11.39 ± 0.02 | 0.175 ± 0.019 | -0.050 ± 0.019 | 29 | M7 | — | 21 ± 5 | 18 ± 5 | — | 1997.9 |
| SDSSp J033017.77+000047.8 | 90 | 03 30 17.74 | +00 00 47.7 | 16.52 ± 0.11 | 15.53 ± 0.18 | -0.011 ± 0.018 | -0.046 ± 0.018 | 19 | L0 | — | 91 ± 11 | 20 ± 8 | — | 1998.7 |
| SDSSp J033035.13-002534.5 | 30 | 03 30 35.11 | -00 25 34.6 | 15.31 ± 0.05 | 13.84 ± 0.05 | 0.394 ± 0.015 | -0.336 ± 0.015 | 19 | L4 | — | 28 ± 3 | 69 ± 7 | — | 1998.7 |
| 2MASS J03313025-3042383 | 57 | 03 31 30.25 | -30 42 38.3 | 11.36 ± 0.02 | 10.26 ± 0.02 | 0.057 ± 0.001 | -0.403 ± 0.006 | 2 | M7.5 | — | 13.4 ± ^e | 26.0 ± ^e | — | 1998.9 |
| 2MASS J03320043+2317496 | 74 | 03 32 00.43 | -23 17 49.6 | 13.61 ± 0.03 | 12.51 ± 0.03 | -0.013 ± 0.020 | -0.153 ± 0.022 | 19 | M8 | — | 31 ± 3 | 23 ± 4 | — | 2000.8 |
| 2MASS J03341218-4953322 | 76 | 03 34 12.04 | -49 53 32.2 | 11.38 ± 0.02 | 10.39 ± 0.02 | 2.308 ± 0.012 | 0.480 ± 0.019 | 19 | M9 | — | 10 ± 1 | 107 ± 7 | — | 1999.8 |
| 2MASS J03354535+0658058 | 74 | 03 35 45.35 | +06 58 05.8 | 13.41 ± 0.03 | 12.25 ± 0.02 | 0.029 ± 0.021 | -0.333 ± 0.021 | 19 | M8 | — | 28 ± 2 | 45 ± 5 | — | 2000.0 |
| 2MASSW J0337036-175807 | 47 | 03 37 03.59 | -17 58 07.9 | 15.62 ± 0.06 | 13.58 ± 0.04 | 0.191 ± 0.031 | 0.115 ± 0.033 | 19 | L4.5 | — | 29 ± 3 | 31 ± 5 | — | 1998.9 |
| 2MASS J03393521-3525440 | 57 | 03 39 35.21 | -35 25 44.0 | 10.73 ± 0.02 | 9.55 ± 0.02 | 0.324 ± 0.008 | 0.296 ± 0.007 | 42 | M9 | — | 5.0 ± 0.1 ^h | 10.4 ± 0.3 | — | 1998.9 |
| 2MASS J03400942-6724051 | 20 | 03 40 09.42 | -67 24 05.1 | 14.74 ± 0.03 | 12.93 ± 0.03 | -0.318 ± 0.007 | 0.508 ± 0.018 | 19 | L7 | — | 11 ± 3 | 32 ± 10 | — | 1998.8 |
| 2MASS J03421621-6817321 | 20 | 03 42 16.21 | -68 17 32.1 | 16.85 ± 0.14 | 14.54 ± 0.09 | 0.064 ± 0.007 | 0.021 ± 0.018 | 19 | L2 | — | 81 ± 12 | 26 ± 5 | — | 1998.8 |
| 2MASP J0345432+254023 | 50 | 03 45 43.16 | +25 40 23.3 | 14.00 ± 0.03 | 12.67 ± 0.02 | -0.0960 ± 0.0003 | -0.0357 ± 0.0004 | 15 | L0 | L1 | 27.0 ± 0.4 ^h | 13.1 ± 0.2 | — | 2000.0 |
| 2MASS J03480772-6022270 | 14 | 03 48 07.72 | -60 22 27.0 | 15.32 ± 0.05 | 15.60 ± 0.23 | 0.218 ± 0.04 | -0.72 ± 0.04 | 8 | — | T7 | 9 ± 1 | 32 ± 10 | — | 1999.9 |
| SDSS J035048.62-051812.8 | 40 | 03 50 48.61 | -05 18 12.6 | 16.33 ± 0.09 | 15.13 ± 0.13 | 0.012 ± 0.022 | -0.028 ± 0.022 | 19 | L1 | — | 73 ± 5 | 11 ± 3 | — | 2000.8 |
| 2MASS J03505737+1818069 | 57 | 03 50 57.37 | +18 18 06.9 | 12.97 ± 0.02 | 11.78 ± 0.02 | 0.193 ± 0.010 | -0.024 ± 0.010 | 28 | M8 | — | 23 ± 2 | 21 ± 4 | — | 1997.8 |
| 2MASS J03510004-0052452 | 22 | 03 51 00.04 | -00 52 45.2 | 11.30 ± 0.02 | 10.23 ± 0.02 | 0.0367 ± ^e | -0.5247 ± ^e | 46 | M7.5 | — | 14.7 ± 0.4 ^P | 36.6 ± 1.0 | — | 2000.8 |
| SDSS J035104.37+481046.8 | 18 | 03 51 04.23 | +48 10 47.7 | 16.46 ± 0.06 ^a | 15.17 ± 0.06 ^a | 0.312 ± 0.019 | -0.180 ± 0.029 | 19 | — | T1 | 23 ± 2 | 39 ± 5 | — | 2000.0 |
| 2MASS J03521086+0210479 | 45 | 03 52 10.86 | +02 10 47.9 | 13.08 ± 0.03 | 11.96 ± 0.02 | 0.262 ± 0.025 | 0.373 ± 0.025 | 22 | M9 | L0 | 21 ± 1 | 45 ± 4 | — | 2000.1 |
| 2MASS J03540135+2316339 | 57 | 03 54 01.35 | +23 16 33.9 | 13.12 ± 0.02 | 12.00 ± 0.02 | 0.189 ± 0.019 | -0.071 ± 0.019 | 28 | M8.5 | — | 23 ± 2 | 20 ± 2 | — | 1997.8 |
| SDSS J035448.73-002742.1 | 54 | 03 54 48.55 | -00 27 42.0 | 17.26 ± 0.06 ^c | 15.98 ± 0.06 ^c | -0.011 ± 0.022 | -0.019 ± 0.022 | 19 | — | L2 | 98 ± 15 | 10 ± 11 | — | 2000.8 |
| 2MASS J03550477-1032415 | 19 | 03 55 04.77 | -10 32 41.5 | 13.08 ± 0.03 | 11.98 ± 0.02 | 0.046 ± 0.018 | -0.044 ± 0.019 | 19 | M8.5 | — | 23 ± 2 | 7 ± 2 | — | 1999.1 |
| 2MASS J03552337+1138437 | 83 | 03 55 23.37 | +11 38 43.7 | 14.05 ± 0.02 | 11.53 ± 0.02 | 0.192 ± 0.017 | -0.613 ± 0.017 | 19 | L5 | — | 8 ± 1 | 25 ± 5 | — | 2000.0 |
| 2MASSW J0355419+225702 | 46 | 03 55 41.91 | +22 57 01.6 | 16.11 ± 0.08 | 14.28 ± 0.06 | 0.146 ± 0.014 | -0.025 ± 0.016 | 19 | L3 | — | 49 ± 4 | 34 ± 5 | — | 1997.8 |
| SDSS J035721.11-064126.0 | 40 | 03 57 21.10 | -06 41 26.0 | 15.95 ± 0.08 | 14.60 ± 0.09 | 0.109 ± 0.012 | 0.008 ± 0.012 | 19 | L0 | — | 70 ± 4 | 36 ± 5 | — | 1998.9 |
| DENIS-P J035726.9-441730 | 5 | 03 57 26.95 | -44 17 30.5 | 14.37 ± 0.03 | 12.91 ± 0.03 | 0.064 ± 0.013 | -0.020 ± 0.019 | 19 | L0 | — | 22 ± 2 ^{bb} | 7 ± 2 | — | 1999.7 |
| 2MASS J03582255-4116060 | 74 | 03 58 22.55 | -41 16 06.0 | 15.85 ± 0.09 | 13.84 ± 0.05 | 0.051 ± 0.015 | 0.075 ± 0.020 | 19 | L5 | — | 24 ± 2 | 10 ± 2 | — | 2000.0 |
| 2MASS J04012977-4050448 | 74 | 04 01 29.77 | -40 50 44.8 | 14.53 ± 0.04 | 13.18 ± 0.03 | -0.036 ± 0.015 | -0.102 ± 0.020 | 19 | L0 | — | 36 ± 4 | 19 ± 4 | — | 1999.6 |
| 2MASS J04070752+1546457 | 74 | 04 07 07.52 | +15 46 45.7 | 15.48 ± 0.06 | 13.56 ± 0.04 | 0.049 ± 0.019 | -0.044 ± 0.020 | 19 | L3.5 | — | 33 ± 3 | 10 ± 3 | — | 1999.9 |
| 2MASS J04070885+1514565 | 13 | 04 07 08.85 | +15 14 56.5 | 16.06 ± 0.09 | 15.92 ± 0.26 | 0.106 ± 0.016 | -0.110 ± 0.017 | 19 | — | T5 | 17 ± 2 | 12 ± 2 | — | 1999.9 |
| 2MASS J04081032+0742494 | 74 | 04 08 10.32 | +07 42 49.4 | 13.59 ± 0.02 | 12.42 ± 0.02 | 0.162 ± 0.020 | 0.095 ± 0.020 | 19 | M8 | — | 31 ± 3 | 27 ± 4 | — | 1999.9 |
| 2MASS J04082903-145033.4 | 105 | 04 08 29.05 | -14 50 33.4 | 14.22 ± 0.03 | 12.82 ± 0.02 | 0.188 ± 0.017 | -0.131 ± 0.018 | 19 | L2 | L4.5 | 24 ± 2 | 26 ± 3 | — | 1998.7 |
| 2MASS J0409095+210439 | 47 | 04 09 09.50 | +21 04 39.3 | 15.51 ± 0.05 | 13.85 ± 0.05 | 0.094 ± 0.015 | -0.145 ± 0.016 | 19 | L3 | — | 37 ± 3 | 30 ± 4 | — | 1997.8 |
| SDSSp J041320.38-011424.9 | 30 | 04 13 20.39 | -01 14 24.8 | 15.30 ± 0.05 | 14.14 ± 0.06 | 0.070 ± 0.017 | 0.001 ± 0.017 | 19 | L0.5 | — | 49 ± 3 | 16 ± 4 | — | 1998.7 |
| 2MASS J0415195-093506 | 10 | 04 15 19.54 | -09 35 06.6 | 15.67 ± 0.06 ^c | 15.68 ± 0.06 ^c | 2.193 ± 0.003 | 0.527 ± 0.002 | 44 | T8 | T8 | 5.7 ± 0.1 ^q | 61.4 ± 1.0 | — | 1998.9 |
| 2MASS J04173745-0800007 | 19 | 04 17 37.45 | -08 00 00.7 | 12.18 ± 0.03 | 11.09 ± 0.03 | 0.49 ± 0.09 | -0.05 ± 0.09 | 36 | M7.5 | — | 17 ± 2 | 40 ± 8 | — | 1998.9 |
| 2MASS J04174743-2129191 | 20 | 04 17 47.43 | -21 29 19.1 | 13.89 ± 0.03 | 12.67 ± 0.03 | 0.072 ± 0.017 | 0.022 ± 0.018 | 19 | M8 | — | 35 ± 3 | 12 ± 3 | — | 1998.9 |
| 2MASS J04210718-6306022 | 20 | 04 21 07.18 | -63 06 02.2 | 15.57 ± 0.05 | 13.45 ± 0.04 | 0.146 ± 0.008 | 0.191 ± 0.018 | 19 | L4 | — | 31 ± 3 | 36 ± 4 | — | 1998.8 |
| SDSSp J042348.57-041403.5 | 32 | 04 23 48.58 | -04 14 03.5 | 14.47 ± 0.03 | 12.93 ± 0.03 | -0.323 ± 0.003 | 0.082 ± 0.002 | 44 | L7.5 | T0 | 15.2 ± 0.4 ^q | 24.0 ± 0.6 | — | 1998.7 |
| 2MASS J04235322-0006587 | 19 | 04 23 53.22 | -00 06 58.7 | 13.65 ± 0.02 | 12.48 ± 0.03 | -0.13 ± 0.16 | -0.24 ± 0.15 | 9 | M8.5 | — | 29 ± 2 | 38 ± 21 | — | 1998.7 |
| 2MASS J04270723+0859027 | 74 | 04 27 07.23 | +08 59 02.7 | 12.92 ± 0.03 | 11.73 ± 0.02 | -0.121 ± 0.021 | -0.005 ± 0.021 | 19 | M8 | — | 23 ± 2 | 13 ± 2 | — | 1999.9 |
| 2MASS J0428510-225323 | 43 | 04 28 50.96 | -22 53 22.7 | 13.51 ± 0.02 | 12.12 ± 0.03 | 0.113 ± 0.012 | 0.155 ± 0.013 | 19 | L0.5 | — | 21 ± 1 | 19 ± 2 | — | 1998.9 |
| 2MASS J04291842-3123568 | 19 | 04 29 18.42 | -31 23 56.8 | 10.87 ± 0.02 | 9.77 ± 0.02 | 0.085 ± 0.004 | 0.102 ± 0.005 | 2 | M7.5 | — | 15.2 ± ^e | 9.5 ± ^e | — | 1999.0 |

Table 3—Continued

| Source Name (1) | Ref. (2) | RA (J2000) (3) | DEC (J2000) (4) | 2MASS J (mag) (5) | 2MASS K_s (mag) (6) | $\mu_{\alpha \cos(\delta)}$ ($''/\text{yr}$) (7) | μ_{δ} ($''/\text{yr}$) (8) | μ Ref. (9) | SpT (opt) (10) | SpT (IR) (11) | Distance (pc) (13) | V_{tan} (km s^{-1}) (14) | Note ^a (15) | Epoch (16) |
|---------------------------|-------------|----------------------|-----------------------|-------------------------|-----------------------------|--|---|-------------------|----------------------|---------------------|--------------------------|---|---------------------------|---------------|
| 2MASS J04305157-08490007 | 19 | 04 30 51.57 | -08 49 00.7 | 12.90 ± 0.02 | 11.78 ± 0.02 | -0.021 ± 0.017 | -0.171 ± 0.018 | 19 | M8 | — | 23 ± 2 | 19 ± 2 | — | 1998.8 |
| 2MASS J04351455-1414468 | 19 | 04 35 14.55 | -14 14 46.8 | 11.88 ± 0.03 | 9.95 ± 0.02 | 0.009 ± 0.014 | 0.016 ± 0.014 | 19 | M8 | — | 14 ± 2 | 1 ± 1 | LG | 1998.9 |
| 2MASS J04351612-1606574 | 57 | 04 35 16.12 | -16 06 57.4 | 10.41 ± 0.03 | 9.95 ± 0.02 | 0.167 ± 0.013 | 0.313 ± 0.024 | 19 | M7 | — | 9 ± 1 | 14 ± 2 | — | 1998.9 |
| 2MASS J04362767+1151243 | 19 | 04 36 27.67 | +11 51 24.3 | 13.87 ± 0.03 | 12.68 ± 0.02 | 0.117 ± 0.020 | -0.009 ± 0.020 | 19 | M9 | — | 29 ± 4 | 16 ± 4 | — | 1999.9 |
| 2MASS J04362788-4114465 | 57 | 04 36 27.88 | -41 14 46.5 | 13.10 ± 0.03 | 12.05 ± 0.02 | 0.073 ± 0.012 | 0.013 ± 0.016 | 19 | M8 | — | 25 ± 4 | 9 ± 2 | LG | 1998.9 |
| 2MASS J04365019-1803262 | 20 | 04 36 50.19 | -18 03 26.2 | 13.65 ± 0.02 | 12.53 ± 0.02 | 0.204 ± 0.017 | -0.015 ± 0.018 | 19 | M7 | — | 39 ± 5 | 37 ± 5 | — | 1998.9 |
| 2MASS J0439010-235308 | 19 | 04 39 01.01 | -23 53 08.3 | 14.41 ± 0.03 | 12.82 ± 0.02 | -0.110 ± 0.015 | -0.152 ± 0.016 | 19 | L6.5 | — | 11 ± 1 | 10 ± 1 | — | 1998.9 |
| 2MASS J04402325-0530082 | 57 | 04 40 23.25 | -05 30 08.2 | 10.66 ± 0.02 | 9.55 ± 0.02 | 0.330 ± 0.038 | 0.133 ± 0.015 | 17 | M7 | — | 10 ± 1 | 16 ± 3 | — | 1998.8 |
| 2MASS J0443058-320209 | 43 | 04 43 05.81 | -32 02 09.0 | 15.27 ± 0.05 | 13.88 ± 0.06 | -0.013 ± 0.015 | 0.211 ± 0.018 | 19 | L5 | — | 24 ± 2 | 24 ± 3 | — | 1999.0 |
| 2MASS J04433761+0002051 | 40 | 04 43 37.61 | +00 02 05.1 | 12.51 ± 0.03 | 11.22 ± 0.02 | 0.028 ± 0.014 | -0.099 ± 0.014 | 19 | M9 | — | 16 ± 2 | 8 ± 2 | — | 1998.8 |
| 2MASS J04441479+054573 | 74 | 04 44 14.79 | +05 45 57.3 | 13.67 ± 0.02 | 12.52 ± 0.03 | 0.095 ± 0.021 | -0.006 ± 0.021 | 19 | M8 | — | 32 ± 3 | 14 ± 3 | — | 2000.1 |
| 2MASS J04451119-0602526 | 19 | 04 45 11.19 | -06 02 52.6 | 13.26 ± 0.02 | 12.22 ± 0.03 | 0.047 ± 0.017 | 0.007 ± 0.018 | 19 | M7 | — | 33 ± 4 | 7 ± 3 | — | 1999.0 |
| 2MASS J0445237-3642258 | 19 | 04 45 32.37 | -36 42 25.8 | 13.36 ± 0.03 | 12.26 ± 0.03 | 0.454 ± 0.018 | -0.008 ± 0.023 | 19 | M9 | — | 23 ± 3 | 50 ± 7 | — | 2000.9 |
| 2MASS J0445538-304820 | 19 | 04 45 53.87 | -30 48 20.4 | 13.39 ± 0.03 | 11.98 ± 0.02 | 0.183 ± 0.013 | -0.393 ± 0.015 | 19 | L2 | — | 17 ± 1 | 34 ± 3 | — | 1999.0 |
| 2MASS J04474307-1936045 | 21 | 04 47 43.07 | -19 36 04.5 | 15.97 ± 0.07 | 14.01 ± 0.05 | 0.069 ± 0.022 | 0.088 ± 0.023 | 19 | — | L5 | 26 ± 5 | 14 ± 4 | — | 2000.8 |
| 2MASS J04510093-3402150 | 19 | 04 51 00.93 | -34 02 15.0 | 13.54 ± 0.02 | 12.29 ± 0.03 | 0.107 ± 0.017 | 0.138 ± 0.021 | 19 | L0.5 | — | 22 ± 1 | 18 ± 2 | — | 1999.0 |
| 2MASS J04520994-2245084 | 110 | 04 52 09.94 | -22 45 08.4 | 15.52 ± 0.05 | 14.76 ± 0.11 | 0.433 ± 0.1 | -0.575 ± 0.1 | 47 | esdM8 | — | 66 ± — | 235 ± — | — | 1998.9 |
| 2MASS J0453264-175154 | 19 | 04 53 26.47 | -17 51 54.3 | 15.14 ± 0.04 | 13.47 ± 0.04 | 0.037 ± 0.017 | -0.021 ± 0.018 | 19 | L3 | — | 31 ± 6 | 6 ± 3 | — | 1998.7 |
| 2MASS J04553267-2701493 | 19 | 04 55 32.67 | -27 01 49.3 | 14.43 ± 0.03 | 13.08 ± 0.04 | 0.078 ± 0.016 | -0.119 ± 0.017 | 19 | M9 | — | 39 ± 5 | 27 ± 5 | — | 1999.0 |
| 2MASS J04572565+6809177 | 56 | 04 57 25.65 | +68 09 17.7 | 13.25 ± 0.03 | 12.13 ± 0.03 | 0.066 ± 0.010 | -0.193 ± 0.010 | 28 | M8 | — | 26 ± 2 | 25 ± 2 | — | 1999.8 |
| 2MASS J05002100+0330501 | 83 | 05 00 21.00 | +03 30 50.1 | 13.67 ± 0.02 | 12.06 ± 0.02 | -0.002 ± 0.021 | -0.349 ± 0.021 | 19 | L4 | — | 13 ± 1 | 22 ± 3 | — | 2000.1 |
| 2MASS J05012406-0010452 | 83 | 05 01 24.06 | -00 10 45.2 | 14.98 ± 0.04 | 12.96 ± 0.04 | 0.158 ± 0.014 | -0.139 ± 0.014 | 19 | L4 | — | 24 ± 5 | 24 ± 5 | — | 1998.7 |
| 2MASS J0502134+144236 | 21 | 05 02 13.45 | +14 42 36.7 | 14.27 ± 0.03 | 12.96 ± 0.04 | 0.060 ± 0.012 | -0.022 ± 0.012 | 19 | L0 | — | 32 ± 2 | 10 ± 2 | — | 1998.7 |
| 2MASS J05084947-1647167 | 19 | 05 08 49.47 | -16 47 16.7 | 13.69 ± 0.03 | 12.53 ± 0.03 | -0.197 ± 0.018 | -0.362 ± 0.018 | 19 | M8 | — | 32 ± 3 | 64 ± 6 | — | 1999.0 |
| 2MASS J05103520-4208140 | 63 | 05 10 35.20 | -42 08 14.0 | 16.22 ± 0.09 | 16.00 ± 0.28 | 0.104 ± 0.015 | 0.580 ± 0.021 | 19 | T5 | — | 18 ± 2 | 50 ± 6 | — | 1999.8 |
| 2MASS J05110163-4606015 | 61 | 05 11 01.63 | -46 06 01.5 | 13.89 ± 0.03 | 12.71 ± 0.03 | 0.067 ± 0.020 | 0.159 ± 0.021 | 27 | M8.5 | — | 33 ± 2 | 27 ± 4 | — | 1999.8 |
| 2MASS J0512063-294954 | 19 | 05 12 06.36 | -29 49 54.0 | 15.46 ± 0.06 | 13.29 ± 0.04 | -0.028 ± 0.016 | 0.099 ± 0.018 | 19 | L4.5 | — | 27 ± 3 | 13 ± 3 | — | 1999.0 |
| 2MASS J05160945-0445499 | 14 | 05 16 09.45 | -04 45 49.9 | 15.98 ± 0.08 | 15.49 ± 0.20 | -0.27 ± 0.03 | -0.21 ± 0.03 | 8 | — | T5.5 | 12 ± 2 | 20 ± 3 | — | 1999.7 |
| 2MASS J05161597-3332046 | 21 | 05 16 15.97 | -33 32 04.6 | 15.88 ± 0.06 | 13.99 ± 0.05 | 0.059 ± 0.016 | 0.184 ± 0.019 | 19 | — | L3 | 44 ± 8 | 40 ± 8 | — | 1999.0 |
| 2MASS J05170548-4154413 | 74 | 05 17 05.48 | -41 54 41.3 | 13.46 ± 0.02 | 12.27 ± 0.02 | 0.089 ± 0.015 | 0.016 ± 0.021 | 19 | M9 | — | 25 ± 2 | 11 ± 2 | — | 1999.8 |
| 2MASS J05173766-3349027 | 57 | 05 17 37.66 | -33 49 02.7 | 12.00 ± 0.02 | 10.83 ± 0.02 | 0.428 ± 0.005 | -0.306 ± 0.004 | 2 | M8 | — | 17.1 ± 6 ^e | 42.6 ± — | — | 1999.0 |
| 2MASS J05184616-2756457 | 20 | 05 18 46.16 | -27 56 45.7 | 15.26 ± 0.04 | 13.62 ± 0.04 | 0.020 ± 0.013 | 0.022 ± 0.014 | 19 | L0 | — | 51 ± 6 | 7 ± 3 | — | 1999.0 |
| 2MASS J05185995-2828372 | 19 | 05 18 59.95 | -28 28 37.2 | 15.98 ± 0.10 | 14.16 ± 0.07 | -0.065 ± 0.016 | -0.282 ± 0.019 | 19 | L7.5 | T1 | 34 ± 6 ^a | 47 ± 9 | CB | 1999.0 |
| 2MASS J0523382-140302 | 19 | 05 23 38.22 | -14 03 02.2 | 13.08 ± 0.02 | 11.64 ± 0.03 | 0.090 ± 0.017 | 0.166 ± 0.017 | 19 | L2.5 | L5 | 13 ± 1 | 12 ± 1 | — | 1999.0 |
| 2MASS J05264348-4455455 | 45 | 05 26 43.48 | -44 55 45.5 | 14.08 ± 0.03 | 12.71 ± 0.03 | 0.013 ± 0.014 | -0.168 ± 0.014 | 22 | M9.5 | L1 | 31 ± 2 | 25 ± 3 | — | 1999.7 |
| 2MASS J05265973-5026216 | 74 | 05 26 59.73 | -50 26 21.6 | 15.41 ± 0.07 | 13.64 ± 0.05 | 0.008 ± 0.012 | 0.227 ± 0.020 | 19 | L3 | — | 35 ± 3 | 38 ± 5 | — | 1999.9 |
| 2MASS J05284435-3252228 | 19 | 05 28 44.35 | -32 52 22.8 | 13.71 ± 0.03 | 12.61 ± 0.03 | -0.029 ± 0.016 | 0.066 ± 0.018 | 19 | M8.5 | — | 30 ± 2 | 10 ± 3 | — | 1999.0 |
| 2MASS J0532+8246 | 110 | 05 32 53.46 | +82 46 46.5 | 15.14 ± 0.06 | 14.90 ± 0.15 | 1.99 ± 0.13 | -1.67 ± 0.11 | 47 | sdL7 | — | 20 ± — | 247 ± — | — | 1999.2 |
| 2MASS J05345844-1511439 | 20 | 05 34 58.44 | -15 11 43.9 | 13.19 ± 0.03 | 11.97 ± 0.02 | -0.115 ± 0.018 | 0.085 ± 0.018 | 19 | M9 | — | 22 ± 1 | 15 ± 2 | — | 1999.0 |
| 2MASS J05361998-1920396 | 20 | 05 36 19.98 | -19 20 39.6 | 15.77 ± 0.08 | 13.85 ± 0.06 | 0.017 ± 0.017 | -0.024 ± 0.018 | 19 | L1 | — | 57 ± 7 | 8 ± 5 | — | 1999.0 |
| SOI 70 | 107 | 05 38 10.10 | -02 36 26.0 | 19.98 ± 0.06 | 19.60 ± 0.08 | 0.010 ± 0.004 | 0.005 ± 0.004 | 45 | — | T6 | 80 ± 20 | 4 ± 2 | YC | 1998.8 |
| 2MASS J05392474+4038437 | 56 | 05 39 24.74 | +40 38 43.7 | 11.11 ± 0.02 | 10.04 ± 0.02 | 0.654 ± 0.010 | -0.831 ± 0.010 | 28 | M8 | — | 10 ± 1 | 49 ± 4 | — | 1998.9 |
| SDSSp J053951.99-005902.0 | 30 | 05 39 52.00 | -00 59 01.9 | 14.03 ± 0.03 | 12.53 ± 0.02 | 0.164 ± 0.002 | 0.316 ± 0.003 | 44 | L5 | L5 | 13.1 ± 0.4 ^h | 22.2 ± 0.7 | — | 1998.8 |
| 2MASS J05441150-2433018 | 20 | 05 44 11.50 | -24 33 01.8 | 12.53 ± 0.02 | 11.46 ± 0.02 | 0.14 ± 0.03 | -0.69 ± 0.03 | 36 | M8 | — | 19 ± 2 | 63 ± 6 | — | 1999.0 |
| APMPM 0559-2903 | 110 | 05 58 58.64 | -29 03 36.0 | 14.89 ± 0.04 | 14.46 ± 0.08 | 0.37 ± 0.02 | 0.06 ± 0.02 | 47 | esdM7 | — | 70 ± — | 126 ± — | — | 1999.7 |
| 2MASS J05591914-1404488 | 9 | 05 59 19.14 | -14 04 48.8 | 13.80 ± 0.02 | 13.58 ± 0.05 | 0.563 ± 0.001 | -0.346 ± 0.001 | 15 | T5 | T4.5 | 10.2 ± 0.1 ^h | 32.1 ± 0.4 | — | 1999.0 |
| 2MASS J06003375-3314268 | 19 | 06 00 33.75 | -33 14 26.8 | 13.21 ± 0.03 | 12.01 ± 0.02 | -0.015 ± 0.010 | 0.119 ± 0.011 | 9 | M7.5 | — | 28 ± 3 | 16 ± 2 | — | 1999.1 |
| 2MASS J06020638+4043588 | 63 | 06 02 06.38 | +40 43 58.8 | 15.54 ± 0.07 | 15.17 ± 0.16 | 0.243 ± 0.011 | -0.212 ± 0.015 | 19 | — | T4.5 | 14 ± 2 | 21 ± 3 | — | 1999.8 |

Table 3—Continued

| Source Name (1) | Ref. (2) | RA (J2000) (3) | DEC (J2000) (4) | 2MASS J (mag) (5) | 2MASS K_s (mag) (6) | $\mu_{\alpha, \cos(\delta)}$ ($''/\text{yr}$) (7) | μ_{δ} ($''/\text{yr}$) (8) | μ Ref. (9) | SpT (opt) (10) | SpT (IR) (11) | Distance (pc) (13) | V_{tan} (km s^{-1}) (14) | Note ^a (15) | Epoch (16) |
|--------------------------|-------------|----------------------|-----------------------|---------------------------|-----------------------------|---|---|-------------------|----------------------|---------------------|---------------------------|--|---------------------------|---------------|
| LSR 0602+3910 | 88 | 06 02 30.45 | +39 10 59.2 | 12.30 ± 0.02 | 10.87 ± 0.02 | 0.146 ± 0.010 | -0.501 ± 0.010 | 28 | L1 | — | 11 ± 1 | 28 ± 2 | — | 1998. |
| 2MASS J06050196+2342270 | 20 | 06 05 01.96 | -23 42 27.0 | 14.51 ± 0.04 | 13.15 ± 0.03 | -0.057 ± 0.017 | 0.100 ± 0.020 | 19 | L0 | — | 36 ± 4 | 17 ± 4 | — | 1999. |
| 2MASS J06080232+2944590 | 19 | 06 08 02.32 | -29 44 59.0 | 13.86 ± 0.03 | 12.69 ± 0.03 | 0.030 ± 0.020 | 0.100 ± 0.020 | 9 | M8.5 | — | 32 ± 2 | 16 ± 3 | — | 1999. |
| 2MASS J0608283+2753583 | 19 | 06 08 52.83 | -27 53 58.3 | 13.60 ± 0.03 | 12.37 ± 0.03 | -0.013 ± 0.011 | -0.002 ± 0.013 | 19 | M9 | — | 27 ± 4 | 2 ± 1 | LG | 1999. |
| G1 229B | 72 | 06 10 34.80 | -21 52 00.0 | < 14.20 | < 14.30 | -0.1370 ± 0.0006 | -0.7141 ± 0.0009 | 34 | — | T7 | 5.77 ± 0.04 ^l | 19.9 ± 0.1 | VLMC | 1999. |
| DENIS-P J0615493-010041 | 75 | 06 15 49.34 | -01 00 41.5 | 13.75 ± 0.03 | 12.54 ± 0.03 | 0.226 ± 0.012 | -0.075 ± 0.014 | 35 | L2 | — | 20 ± 3 | 22 ± 4 | — | 1998. |
| 2MASS J06160532+4557080 | 74 | 06 16 05.32 | -45 57 08.0 | 15.16 ± 0.04 | 13.60 ± 0.04 | -0.057 ± 0.014 | 0.114 ± 0.020 | 19 | L2 | — | 37 ± 3 | 22 ± 4 | — | 1999. |
| AB Pic b | 17 | 06 19 12.94 | -58 03 20.9 | 16.18 ± 0.10 | 14.14 ± 0.08 | 0.0141 ± 0.0008 | 0.0452 ± 0.0010 | 34 | — | L1 | 45.5 ± 1.7 ^l | 10.2 ± 0.4 | VLMC | 1999. |
| 2MASS J06193544+5249367 | 74 | 06 19 35.44 | -52 49 36.7 | 13.63 ± 0.03 | 12.45 ± 0.03 | 0.057 ± 0.012 | 0.172 ± 0.020 | 19 | M9 | — | 27 ± 2 | 23 ± 3 | — | 1999. |
| 2MASS J06244595+4521548 | 83 | 06 24 45.95 | -45 21 54.8 | 14.48 ± 0.03 | 12.60 ± 0.03 | -0.045 ± 0.011 | 0.370 ± 0.015 | 19 | L5 | — | 13 ± 2 | 24 ± 4 | — | 1999. |
| SDSS J062621.22+002934.2 | 40 | 06 26 21.21 | +00 29 34.1 | 15.93 ± 0.09 | 14.86 ± 0.12 | 0.084 ± 0.015 | -0.092 ± 0.015 | 19 | L1 | — | 61 ± 4 | 36 ± 5 | — | 1999. |
| 2MASS J06322402+5010349 | 74 | 06 32 24.02 | -50 10 34.9 | 15.02 ± 0.04 | 13.34 ± 0.03 | -0.103 ± 0.013 | -0.018 ± 0.021 | 19 | L3 | — | 30 ± 3 | 15 ± 2 | — | 1999. |
| 2MASS J06395596+7418446 | 20 | 06 39 55.96 | -74 18 44.6 | 15.80 ± 0.11 | 14.04 ± 0.08 | 0.000 ± 0.005 | -0.002 ± 0.019 | 19 | L5 | — | 26 ± 2 | 0 ± 2 | — | 1998. |
| 2MASS J06411840+4322329 | 83 | 06 41 18.40 | -43 22 32.9 | 13.75 ± 0.03 | 12.45 ± 0.03 | 0.189 ± 0.013 | 0.613 ± 0.018 | 19 | L1.5 | — | 21 ± 1 | 64 ± 5 | — | 1999. |
| 2MASS J06441439+2841417 | 19 | 06 44 14.39 | -28 41 41.7 | 13.87 ± 0.03 | 12.71 ± 0.03 | 0.155 ± 0.011 | -0.036 ± 0.011 | 9 | M8 | — | 34 ± 3 | 26 ± 3 | — | 1999. |
| HD 49197B | 69 | 06 49 21.40 | +43 45 33.1 | 15.92 ± 1.20 | 14.29 ± 0.11 | -0.035 ± 0.007 | -0.049 ± 0.006 | 34 | — | L4 | 44.6 ± 1.7 ^l | 12.7 ± 1.4 | VLMC | 1998. |
| DENIS-P J0652197-253450 | 75 | 06 52 19.77 | -25 34 50.5 | 12.76 ± 0.02 | 11.52 ± 0.02 | -0.233 ± 0.005 | 0.086 ± 0.003 | 35 | L0 | — | 16 ± 1 | 19 ± 1 | — | 1999. |
| 2MASS J0652307+471034 | 19 | 06 52 30.73 | +47 10 34.8 | 13.51 ± 0.02 | 11.69 ± 0.02 | -0.05 ± 0.03 | 0.12 ± 0.05 | 36 | L4.5 | — | 11 ± 1 | 7 ± 3 | — | 1998. |
| 2MASS J06524851+5741376 | 74 | 06 52 48.47 | -57 41 37.6 | 13.63 ± 0.03 | 12.45 ± 0.02 | -0.007 ± 0.008 | 0.025 ± 0.015 | 19 | M8 | — | 31 ± 5 | 4 ± 3 | LG | 1999. |
| SDSS J065405.63+652805.4 | 18 | 06 54 05.64 | +65 28 05.1 | 16.22 ± 0.06 ^a | 14.62 ± 0.06 ^a | -0.015 ± 0.006 | 0.030 ± 0.015 | 19 | — | L6 | 29 ± 5 | 5 ± 3 | — | 1999. |
| 2MASS J06572547+4019134 | 19 | 06 57 25.47 | -40 19 13.4 | 12.73 ± 0.02 | 11.67 ± 0.02 | -0.220 ± 0.030 | 0.026 ± 0.011 | 9 | M7.5 | — | 23 ± 2 | 24 ± 4 | — | 1999. |
| 2MASS J06575576+4029420 | 19 | 06 57 55.76 | +40 29 42.0 | 13.30 ± 0.02 | 12.25 ± 0.02 | 0.001 ± 0.010 | -0.276 ± 0.010 | 28 | L8 | — | 27 ± 2 | 35 ± 3 | — | 1998. |
| 2MASS J07003664+3157266 | 98 | 07 00 36.64 | +31 57 26.6 | 12.92 ± 0.02 | 11.32 ± 0.02 | 0.130 ± 0.001 | -0.546 ± 0.001 | 40 | L3.5 | — | 12.2 ± 0.3 ^m | 32.4 ± 0.8 | CB | 1998. |
| 2MASS J07075327+4900503 | 61 | 07 07 53.27 | -49 00 50.3 | 13.23 ± 0.03 | 12.11 ± 0.03 | -0.010 ± 0.005 | 0.391 ± 0.007 | 42 | M8 | — | 18.8 ± 1.6 ⁿ | 34.9 ± 3.0 | — | 2000. |
| 2MASSW J0708213+295035 | 47 | 07 08 21.33 | +29 50 35.0 | 16.72 ± 0.12 | 14.77 ± 0.09 | 0.040 ± 0.014 | -0.236 ± 0.016 | 19 | L5 | — | 36 ± 3 | 41 ± 5 | — | 1998. |
| 2MASS J07140394+3702459 | 56 | 07 14 03.94 | +37 02 45.9 | 11.98 ± 0.02 | 10.84 ± 0.02 | -0.11 ± 0.03 | -0.17 ± 0.03 | 36 | M8 | — | 15 ± 1 | 14 ± 2 | — | 1999. |
| DENIS-P J0716478+063037 | 75 | 07 16 47.90 | -06 30 36.9 | 13.90 ± 0.04 | 12.57 ± 0.04 | -0.016 ± 0.013 | 0.121 ± 0.005 | 35 | L1 | — | 24 ± 3 | 14 ± 2 | — | 2000. |
| 2MASSW J0717163+570543 | 105 | 07 17 16.26 | +57 05 43.0 | 14.64 ± 0.03 | 12.95 ± 0.03 | -0.016 ± 0.009 | 0.046 ± 0.016 | 19 | — | L6.5 | 12 ± 1 | 3 ± 1 | — | 1999. |
| 2MASS J07193188+5051410 | 83 | 07 19 31.88 | -50 51 41.0 | 14.09 ± 0.03 | 12.77 ± 0.03 | 0.190 ± 0.013 | -0.060 ± 0.020 | 19 | L0 | — | 30 ± 2 | 28 ± 3 | — | 2000. |
| 2MASS J07231462+5727081 | 83 | 07 23 14.62 | +57 27 08.1 | 13.97 ± 0.03 | 12.61 ± 0.03 | 0.062 ± 0.011 | -0.238 ± 0.020 | 19 | L1 | — | 25 ± 3 | 29 ± 4 | — | 1999. |
| 2MASS J0727182+171001 | 10 | 07 27 18.24 | +17 10 01.2 | 15.51 ± 0.06 ^c | 15.81 ± 0.06 ^c | 1.046 ± 0.004 | -0.767 ± 0.003 | 44 | T8 | T7 | 9.1 ± 0.2 ^q | 55.8 ± 1.2 | — | 1997. |
| 2MASS J07290002+3954043 | 63 | 07 29 00.02 | -39 54 04.3 | 15.92 ± 0.08 | < 15.29 | -0.578 ± 0.014 | 1.636 ± 0.018 | 19 | — | T8 | 6 ± 1 | 45 ± 10 | — | 1999. |
| SDSS J073922.26+661503.5 | 18 | 07 39 22.03 | +66 15 03.9 | 16.94 ± 0.06 ^a | 16.02 ± 0.06 ^a | 0.180 ± 0.010 | -0.077 ± 0.026 | 19 | — | T1 | 34 ± 4 | 31 ± 5 | — | 1999. |
| 2MASS J07394386+1305070 | 56 | 07 39 43.86 | +13 05 07.0 | 13.91 ± 0.10 | 12.77 ± 0.05 | -0.069 ± 0.010 | -0.145 ± 0.010 | 28 | M8 | — | 36 ± 3 | 28 ± 3 | — | 1997. |
| SDSS J074007.30+200921.9 | 54 | 07 40 07.12 | +20 09 21.6 | 16.81 ± 0.06 ^c | 15.14 ± 0.06 ^c | -0.185 ± 0.015 | -0.111 ± 0.016 | 19 | — | L6 | 36 ± 10 | 37 ± 10 | — | 1997. |
| 2MASSW J0740096+321203 | 47 | 07 40 09.66 | +32 12 03.2 | 16.19 ± 0.09 | 14.22 ± 0.06 | -0.029 ± 0.010 | -0.084 ± 0.012 | 19 | L4.5 | — | 38 ± 4 | 16 ± 3 | — | 1998. |
| 2MASS J07410681+1738459 | 57 | 07 41 06.81 | +17 38 45.9 | 12.01 ± 0.02 | 10.94 ± 0.02 | -0.198 ± 0.010 | -0.506 ± 0.010 | 28 | M7 | — | 18 ± 2 | 46 ± 6 | — | 1997. |
| SDSS J074149.15+235127.5 | 54 | 07 41 49.20 | +23 51 27.5 | 16.14 ± 0.06 ^c | 16.02 ± 0.10 ^c | -0.243 ± 0.013 | -0.143 ± 0.014 | 19 | — | T5 | 18 ± 2 | 24 ± 3 | — | 1997. |
| SDSS J074201.41+205520.5 | 54 | 07 42 01.30 | +20 55 19.8 | 15.87 ± 0.06 ^c | 15.96 ± 0.06 ^c | -0.316 ± 0.018 | -0.255 ± 0.020 | 19 | — | T5 | 18 ± 2 | 34 ± 4 | — | 1997. |
| 2MASS J0746425+200032 | 82 | 07 46 42.56 | +20 00 32.1 | 11.76 ± 0.02 | 10.47 ± 0.02 | -0.3740 ± 0.0003 | -0.0579 ± 0.0007 | 15 | L0.5 | L1 | 12.21 ± 0.04 ^h | 12.19 ± 0.1 | CB | 1997. |
| SDSS J074756.31+394732.9 | 40 | 07 47 56.31 | +39 47 32.9 | 15.08 ± 0.04 | 13.72 ± 0.05 | 0.052 ± 0.012 | -0.057 ± 0.015 | 19 | L0 | — | 47 ± 3 | 17 ± 3 | — | 1999. |
| DENIS-P J0751164+253043 | 75 | 07 51 16.45 | -25 30 43.2 | 13.16 ± 0.02 | 11.99 ± 0.02 | -0.885 ± 0.003 | 0.142 ± 0.005 | 35 | L2.5 | — | 14 ± 1 | 58 ± 5 | — | 1999. |
| 2MASS J07522390+1612157 | 57 | 07 52 23.90 | +16 12 15.7 | 10.88 ± 0.02 | 9.85 ± 0.02 | 0.182 ± 0.010 | -0.359 ± 0.010 | 28 | M7 | — | 10 ± 1 | 20 ± 2 | — | 1999. |
| SDSS J075259.43+413634.6 | 40 | 07 52 59.42 | +41 36 34.4 | 16.36 ± 0.13 | < 15.19 | -0.014 ± 0.020 | 0.041 ± 0.027 | 19 | L0 | — | 84 ± 10 | 17 ± 11 | — | 1998. |
| 2MASS J0753321+291711 | 47 | 07 53 32.17 | +29 17 11.9 | 15.52 ± 0.05 | 13.85 ± 0.04 | -0.090 ± 0.012 | -0.102 ± 0.013 | 19 | L2 | — | 44 ± 3 | 28 ± 3 | — | 1998. |
| SDSS J075515.26+293445.4 | 54 | 07 55 15.28 | +29 34 45.3 | 16.83 ± 0.06 ^c | 15.36 ± 0.06 ^c | -0.092 ± 0.019 | -0.074 ± 0.022 | 19 | — | L3.5 | 62 ± 24 | 35 ± 15 | — | 1998. |
| 2MASS J0755480+221218 | 10 | 07 55 47.95 | +22 12 16.9 | 15.73 ± 0.06 ^c | 15.98 ± 0.06 ^c | -0.034 ± 0.016 | -0.248 ± 0.017 | 19 | T6 | T5 | 18 ± 2 | 21 ± 2 | — | 1998. |
| 2MASS J0756252+124456 | 47 | 07 56 25.29 | +12 44 56.0 | 16.66 ± 0.14 | 14.73 ± 0.12 | 0.004 ± 0.015 | -0.056 ± 0.016 | 19 | L6 | — | 30 ± 3 | 8 ± 2 | — | 1997. |

Table 3—Continued

| Source Name | Ref. | RA (J2000) (3) | DEC (J2000) (4) | 2MASS J (mag) (5) | 2MASS K_s (mag) (6) | $\mu_{\alpha} \cos(\delta)$ ($''/\text{yr}$) (7) | μ_{δ} ($''/\text{yr}$) (8) | μ Ref. | SpT (opt) (10) | SpT (IR) (11) | Distance (pc) (13) | V_{tan} (km s^{-1}) (14) | Note ^f | Epoch (16) |
|---------------------------|------|----------------------|-----------------------|---------------------------|-----------------------------|--|---|------------|----------------------|---------------------|--------------------------|--|-------------------|---------------|
| SDSS J075656.54+231458.5 | 54 | 07 56 56.31 | +23 14 57.7 | 16.92 ± 0.06 ^c | 15.04 ± 0.06 ^c | 0.158 ± 0.016 | -0.156 ± 0.017 | 19 | — | L3.5 | 65 ± 12 | 68 ± 14 | — | 1998. |
| SDSS J075840.33+324723.4 | 54 | 07 58 40.37 | +32 47 24.5 | 14.99 ± 0.06 ^c | 13.82 ± 0.06 ^c | -0.191 ± 0.014 | -0.349 ± 0.017 | 19 | — | T2 | 11 ± 1 | 22 ± 1 | — | 1998. |
| SDSS J075929.47+032356.4 | 74 | 07 59 29.47 | +03 23 56.4 | 13.88 ± 0.03 | 12.70 ± 0.02 | -0.052 ± 0.020 | -0.003 ± 0.020 | 19 | M7 | — | 46 ± 2 | 11 ± 4 | — | 2000. |
| 2MASS J080140.56+462850.0 | 47 | 08 01 40.56 | +46 28 49.8 | 16.35 ± 0.06 ^c | 14.61 ± 0.06 ^c | -0.200 ± 0.009 | -0.335 ± 0.013 | 19 | L6.5 | — | 26 ± 2 | 48 ± 4 | — | 1998. |
| 2MASS J080405.80+615333.6 | 56 | 08 04 05.80 | +61 53 33.6 | 12.74 ± 0.02 | 11.45 ± 0.02 | -0.05 ± 0.02 | -0.63 ± 0.04 | 36 | M9 | — | 18 ± 2 | 54 ± 8 | — | 1999. |
| 2MASS J080414.29+033047.4 | 74 | 08 04 14.29 | +03 30 47.4 | 13.69 ± 0.03 | 12.44 ± 0.02 | -0.006 ± 0.020 | -0.013 ± 0.020 | 19 | M8.5 | — | 30 ± 2 | 2 ± 3 | — | 2000. |
| SDSS J080531.84+481233.0 | 40 | 08 05 31.89 | +48 12 33.0 | 14.74 ± 0.06 ^c | 13.55 ± 0.06 ^c | -0.455 ± 0.012 | 0.054 ± 0.018 | 19 | L4 | L9 | 15 ± 3 ⁱ | 32 ± 6 | CB-UBL | 1999. |
| 2MASS J080726.07+321310.1 | 105 | 08 07 26.07 | +32 13 10.1 | 12.17 ± 0.02 | 11.05 ± 0.03 | -0.356 ± 0.010 | -0.248 ± 0.010 | 28 | M8 | — | 16 ± 1 | 33 ± 3 | — | 1999. |
| SDSS J080959.01+443422.2 | 54 | 08 09 59.03 | +44 34 21.6 | 16.51 ± 0.06 ^c | 14.34 ± 0.06 ^c | -0.198 ± 0.014 | -0.214 ± 0.019 | 19 | — | L6 | 25 ± 5 | 35 ± 7 | — | 2000. |
| 2MASS J081058.65+142039.0 | 33 | 08 10 58.65 | +14 20 39.0 | 12.73 ± 0.02 | 11.59 ± 0.02 | -0.034 ± 0.019 | -0.128 ± 0.019 | 29 | M8 | — | 21 ± 2 | 13 ± 2 | — | 1997. |
| DENIS-P J081231.16-244442 | 75 | 08 12 31.70 | -24 44 42.3 | 13.82 ± 0.03 | 12.39 ± 0.02 | 0.096 ± 0.004 | -0.165 ± 0.006 | 35 | L2.5 | — | 19 ± 3 | 17 ± 3 | — | 1999. |
| 2MASS J081514.07+103011.7 | 74 | 08 15 14.07 | +10 30 11.7 | 12.42 ± 0.02 | 11.33 ± 0.02 | -0.059 ± 0.020 | 0.048 ± 0.020 | 19 | M7 | — | 22 ± 3 | 8 ± 2 | — | 2000. |
| SDSS J080959.01+443422.2 | 33 | 08 18 58.04 | +23 33 52.2 | 12.18 ± 0.02 | 11.15 ± 0.02 | 0.263 ± 0.010 | -0.314 ± 0.010 | 28 | M7 | — | 19 ± 2 | 37 ± 4 | — | 1998. |
| 2MASS J081946.02+165853.9 | 19 | 08 19 46.02 | +16 58 53.9 | 13.79 ± 0.02 | 12.62 ± 0.02 | -0.160 ± 0.016 | -0.035 ± 0.017 | 19 | M9 | — | 29 ± 4 | 23 ± 4 | — | 1998. |
| 2MASSW J082029.99+450031 | 47 | 08 20 29.96 | +45 00 31.5 | 16.28 ± 0.11 | 14.22 ± 0.07 | -0.111 ± 0.009 | -0.323 ± 0.012 | 19 | L5 | — | 28 ± 3 | 46 ± 4 | — | 1998. |
| SDSS J082030.12+103737.0 | 18 | 08 20 30.13 | +10 37 37.2 | 17.20 ± 0.06 ^a | 15.57 ± 0.06 ^a | -0.077 ± 0.017 | -0.026 ± 0.017 | 19 | — | L9.5 | 30 ± 5 | 11 ± 3 | — | 2000. |
| DENIS-P J082303.1-491201 | 75 | 08 23 03.13 | -49 12 01.2 | 13.55 ± 0.03 | 12.06 ± 0.02 | -0.137 ± 0.004 | 0.017 ± 0.001 | 35 | L1.5 | — | 19 ± 1 | 12 ± 1 | — | 2000. |
| 2MASS J082348.18+242857.7 | 83 | 08 23 48.18 | +24 28 57.7 | 14.99 ± 0.04 | 13.38 ± 0.03 | -0.170 ± 0.014 | 0.062 ± 0.015 | 19 | L3 | — | 29 ± 3 | 25 ± 3 | — | 1999. |
| 2MASS J082519.68+111552 | 47 | 08 25 19.68 | +11 15 52.1 | 15.10 ± 0.03 | 13.03 ± 0.03 | -0.510 ± 0.002 | -0.288 ± 0.002 | 15 | L7.5 | L6 | 10.7 ± 0.1 ^h | 29.6 ± 0.3 | — | 1998. |
| DENIS-P J082834.3-130919 | 75 | 08 28 34.19 | -13 09 19.8 | 12.80 ± 0.03 | 11.30 ± 0.02 | -0.547 ± 0.018 | 0.078 ± 0.010 | 35 | L1 | — | 14 ± 2 | 38 ± 3 | — | 2000. |
| 2MASSW J082906.6+145622 | 47 | 08 29 06.64 | +14 56 22.5 | 14.75 ± 0.03 | 13.17 ± 0.03 | -0.048 ± 0.010 | -0.244 ± 0.010 | 19 | L2 | — | 31 ± 2 | 36 ± 3 | — | 1997. |
| 2MASS J082932.44-023854.3 | 19 | 08 29 32.44 | -02 38 54.3 | 13.93 ± 0.03 | 12.79 ± 0.04 | 0.004 ± 0.006 | -0.003 ± 0.006 | 9 | M8 | — | 36 ± 3 | 1 ± 1 | — | 1999. |
| 2MASS J082949.08+001224.1 | 19 | 08 29 49.08 | +00 12 24.1 | 13.49 ± 0.03 | 12.47 ± 0.03 | -0.197 ± 0.017 | -0.175 ± 0.017 | 19 | M7 | — | 36 ± 9 | 45 ± 12 | — | 1999. |
| 2MASSW J082957.0+265510 | 47 | 08 29 57.07 | +26 55 09.9 | 17.11 ± 0.19 | 14.96 ± 0.10 | -0.099 ± 0.015 | -0.043 ± 0.017 | 19 | L6.5 | — | 31 ± 3 | 16 ± 3 | — | 1998. |
| SDSSp J083008.12+482847.4 | 32 | 08 30 08.25 | +48 28 48.2 | 15.44 ± 0.05 | 13.68 ± 0.04 | -1.006 ± 0.006 | -0.770 ± 0.005 | 44 | L8 | L9 | 13.1 ± 0.6 ^q | 78.6 ± 3.6 | — | 1999. |
| 2MASS J083032.56+094715.3 | 57 | 08 30 32.56 | +09 47 15.3 | 11.89 ± 0.02 | 10.76 ± 0.02 | -0.500 ± 0.003 | -0.449 ± 0.004 | 12 | M7.5 | — | 16.7 ± 1.3 ^f | 53.3 ± 4.1 | — | 2000. |
| SDSS J083048.80+012831.1 | 54 | 08 30 48.78 | +01 28 31.1 | 16.25 ± 0.06 ^c | 16.29 ± 0.10 ^c | 0.236 ± 0.020 | -0.312 ± 0.020 | 19 | — | T4.5 | 23 ± 3 | 43 ± 6 | — | 2000. |
| 2MASS J083155.98+102541.7 | 74 | 08 31 55.98 | +10 25 41.7 | 13.62 ± 0.03 | 12.45 ± 0.03 | -0.049 ± 0.021 | -0.184 ± 0.021 | 19 | M9 | — | 27 ± 2 | 24 ± 3 | — | 2000. |
| 2MASSW J083204.5-012835 | 47 | 08 32 04.51 | -01 28 36.0 | 14.13 ± 0.03 | 12.71 ± 0.03 | 0.070 ± 0.015 | 0.003 ± 0.015 | 19 | L1.5 | — | 25 ± 2 | 8 ± 2 | — | 1998. |
| SDSS J083506.16+195304.4 | 18 | 08 35 06.22 | +19 53 05.0 | 16.07 ± 0.06 ^a | 14.45 ± 0.06 ^a | -0.158 ± 0.013 | -0.108 ± 0.014 | 19 | — | L4.5 | 36 ± 4 | 32 ± 4 | — | 1998. |
| 2MASS J083523.66+102931.8 | 74 | 08 35 23.66 | +10 29 31.8 | 13.14 ± 0.02 | 12.05 ± 0.02 | -0.050 ± 0.022 | -0.179 ± 0.022 | 19 | M7 | — | 30 ± 4 | 27 ± 4 | — | 2000. |
| 2MASS J083542.55-081923.3 | 19 | 08 35 42.56 | -08 19 23.7 | 13.17 ± 0.02 | 11.14 ± 0.02 | -0.53 ± 0.03 | 0.30 ± 0.03 | 36 | L5 | — | 7 ± 1 | 20 ± 2 | — | 1999. |
| 2MASS J083558.29+054830.8 | 83 | 08 35 58.29 | +05 48 30.8 | 14.53 ± 0.04 | 13.17 ± 0.03 | -0.099 ± 0.021 | -0.020 ± 0.021 | 19 | L3 | — | 24 ± 4 | 11 ± 3 | — | 2000. |
| SDSSp J083717.22-000018.3 | 55 | 08 37 17.18 | -00 00 17.9 | 17.10 ± 0.21 | < 15.67 | -0.015 ± 0.008 | -0.172 ± 0.017 | 44 | T0 | T1 | 30 ± 14 ^q | 24 ± 12 | — | 1999. |
| 2MASS J083916.08+125354.3 | 19 | 08 39 16.08 | +12 53 54.3 | 13.75 ± 0.02 | 12.59 ± 0.02 | -0.044 ± 0.015 | -0.127 ± 0.016 | 19 | M9 | — | 28 ± 2 | 18 ± 2 | — | 1997. |
| 2MASS J084728.7-153237 | 19 | 08 47 28.72 | -15 32 37.2 | 13.51 ± 0.03 | 12.06 ± 0.02 | 0.145 ± 0.012 | -0.183 ± 0.013 | 19 | L2 | — | 17 ± 1 | 19 ± 2 | — | 1999. |
| 2MASS J085001.74-192418.4 | 19 | 08 50 01.74 | -19 24 18.4 | 12.77 ± 0.02 | 11.63 ± 0.02 | -0.116 ± 0.017 | 0.045 ± 0.018 | 19 | M8 | — | 21 ± 2 | 13 ± 2 | — | 1999. |
| 2MASSs J085033.99+105716 | 46 | 08 50 35.93 | +10 57 15.6 | 16.47 ± 0.11 | 14.47 ± 0.07 | -0.145 ± 0.002 | -0.008 ± 0.002 | 15 | L6 | — | 25.6 ± 2.3 ^h | 17.5 ± 1.6 | CB | 1997. |
| SDSS J085116.20+181730.0 | 18 | 08 51 16.27 | +18 17 30.2 | 16.81 ± 0.06 ^a | 15.01 ± 0.06 ^a | -0.195 ± 0.018 | -0.050 ± 0.019 | 19 | — | L4.5 | 50 ± 16 | 48 ± 15 | — | 1998. |
| SDSS J085234.90+472035.0 | 54 | 08 52 34.90 | +47 20 35.9 | 16.30 ± 0.06 ^c | 14.61 ± 0.06 ^c | -0.069 ± 0.018 | -0.418 ± 0.026 | 19 | — | L9.5 | 19 ± 2 | 38 ± 5 | — | 1998. |
| 2MASS J085336.19-032932.1 | 51 | 08 53 36.19 | -03 29 32.1 | 11.21 ± 0.03 | 9.94 ± 0.02 | -0.5096 ± 0.0008 | -0.2004 ± 0.0003 | 33 | M9 | — | 8.5 ± 0.1 ^k | 22.1 ± 0.3 | — | 1999. |
| 2MASS J085647.79+223318 | 19 | 08 56 47.93 | +22 33 18.2 | 15.68 ± 0.07 | 13.95 ± 0.05 | -0.208 ± 0.017 | -0.006 ± 0.018 | 19 | L3 | — | 35 ± 7 ^e | 34 ± 8 | CB | 1998. |
| 2MASS J085727.87-033239.6 | 19 | 08 57 27.87 | -03 32 39.6 | 14.37 ± 0.03 | 13.04 ± 0.03 | -0.150 ± 0.018 | -0.056 ± 0.018 | 19 | M9.5 | — | 36 ± 2 | 27 ± 4 | — | 1998. |
| SDSSp J085758.45+570851.4 | 32 | 08 57 58.49 | +57 08 51.4 | 15.04 ± 0.04 | 12.96 ± 0.03 | -0.413 ± 0.006 | -0.349 ± 0.012 | 19 | L8 | L8 | 10 ± 1 | 25 ± 2 | — | 1999. |
| SDSS J085834.42+325627.7 | 18 | 08 58 34.67 | +32 56 27.5 | 16.52 ± 0.06 ^a | 14.69 ± 0.06 ^a | -0.760 ± 0.023 | 0.075 ± 0.023 | 19 | — | T1 | 18 ± 1 | 66 ± 3 | — | 1998. |
| 2MASS J085925.4-194926 | 19 | 08 59 25.47 | -19 49 26.8 | 15.53 ± 0.05 | 13.75 ± 0.06 | -0.300 ± 0.013 | -0.081 ± 0.014 | 19 | L6 | — | 19 ± 2 | 28 ± 3 | — | 1999. |
| 2MASS J085938.54+634135.5 | 83 | 08 59 38.54 | +63 41 35.5 | 13.70 ± 0.03 | 12.39 ± 0.03 | -0.096 ± 0.019 | -0.495 ± 0.042 | 19 | L0 | — | 25 ± 3 | 59 ± 9 | — | 2000. |
| 2MASS J085940.29+114532.5 | 74 | 08 59 40.29 | +11 45 32.5 | 12.74 ± 0.03 | 11.49 ± 0.02 | -0.275 ± 0.021 | -0.060 ± 0.021 | 19 | M8 | — | 21 ± 2 | 28 ± 3 | — | 2000. |

Table 3—Continued

| Source Name (1) | Ref. (2) | RA (J2000) (3) | DEC (J2000) (4) | 2MASS J (mag) (5) | 2MASS K_s (mag) (6) | $\mu_{\alpha} \cos(\delta)$ ($''/yr$) (7) | μ_{δ} ($''/yr$) (8) | μ Ref. (9) | SpT (opt) (10) | SpT (IR) (11) | Distance (pc) (13) | V_{trans} (km s^{-1}) (14) | Note ^f (15) | Epoch (16) |
|---------------------------|-------------|----------------------|-----------------------|---------------------------|-----------------------------|---|--------------------------------------|-------------------|----------------------|---------------------|--------------------------|--|---------------------------|---------------|
| 2MASS J09021459-0642099 | 19 | 09 02 14.59 | -06 42 09.9 | 13.70 ± 0.03 | 12.69 ± 0.03 | 0.014 ± 0.010 | -0.039 ± 0.009 | 9 | M7 | — | 40 ± 5 | 8 ± 2 | — | 1999.1 |
| 2MASS J09033514-0637336 | 19 | 09 03 35.14 | -06 37 33.6 | 13.67 ± 0.03 | 12.63 ± 0.03 | -0.073 ± 0.007 | 0.013 ± 0.006 | 9 | M7 | — | 39 ± 5 | 14 ± 2 | — | 1999.1 |
| 2MASS J09054654+5623117 | 74 | 09 05 46.54 | +56 23 11.7 | 15.40 ± 0.05 | 13.73 ± 0.04 | -0.014 ± 0.017 | 0.089 ± 0.031 | 19 | L5 | — | 23 ± 4 | 10 ± 4 | — | 2000.0 |
| 2MASS J0908380+503208 | 19 | 09 08 38.03 | +50 32 08.8 | 14.53 ± 0.06 ^c | 12.93 ± 0.06 ^c | -0.395 ± 0.026 | -0.478 ± 0.015 | 10 | L5 | L9 | 16 ± 1 | 46 ± 4 | — | 1999.2 |
| SDSS J090900.73+652527.2 | 18 | 09 09 00.85 | +65 25 27.5 | 16.00 ± 0.06 ^a | 15.16 ± 0.06 ^a | -0.217 ± 0.003 | -0.138 ± 0.008 | 19 | L0 | T1 | 23 ± 1 | 28 ± 1 | — | 2000.0 |
| DENIS-P J0909-0658 | 27 | 09 09 57.49 | -06 58 18.6 | 13.89 ± 0.02 | 12.54 ± 0.03 | -0.210 ± 0.018 | 0.015 ± 0.019 | 19 | L0 | — | 27 ± 2 | 27 ± 3 | — | 1999.0 |
| 2MASS J09111297+7401081 | 83 | 09 11 12.97 | +74 01 08.1 | 12.92 ± 0.03 | 11.75 ± 0.03 | -0.20 ± 0.04 | -0.17 ± 0.04 | 36 | L0 | — | 17 ± 1 | 21 ± 4 | — | 2000.2 |
| GI 337CD | 104 | 09 12 14.69 | +14 59 39.6 | 15.51 ± 0.08 | 14.04 ± 0.06 | -0.524 ± 0.001 | 0.2451 ± 0.0005 | 34 | L8 | T0 | 20.5 ± 0.4 ¹ | 56.2 ± 1.1 | CB | 1997.9 |
| 2MASSW J0913032+184150 | 46 | 09 13 03.20 | +18 41 50.1 | 15.97 ± 0.06 | 14.28 ± 0.05 | 0.032 ± 0.016 | -0.187 ± 0.017 | 19 | L3 | — | 46 ± 4 | 41 ± 5 | — | 1998.0 |
| 2MASS J09130443-0733042 | 19 | 09 13 04.43 | -07 33 04.2 | 13.40 ± 0.02 | 12.14 ± 0.03 | -0.050 ± 0.050 | -0.200 ± 0.050 | 9 | M9 | — | 24 ± 2 | 24 ± 6 | — | 1999.1 |
| 2MASS J09153413+0422045 | 83 | 09 15 34.13 | +04 22 04.5 | 14.55 ± 0.03 | 13.01 ± 0.04 | -0.109 ± 0.025 | 0.031 ± 0.025 | 19 | L7 | — | 15 ± 3 ^{6e} | 8 ± 2 | — | 2001.1 |
| 2MASS J09161504+2139512 | 19 | 09 16 15.04 | +21 39 51.2 | 13.22 ± 0.02 | 12.07 ± 0.03 | -0.199 ± 0.017 | -0.054 ± 0.018 | 19 | M9 | — | 22 ± 3 | 22 ± 3 | — | 1998.0 |
| 2MASSW J0918382+213406 | 46 | 09 18 38.15 | +21 34 05.8 | 15.66 ± 0.06 | 13.90 ± 0.04 | 0.330 ± 0.015 | -0.156 ± 0.017 | 19 | L2.5 | — | 43 ± 4 | 75 ± 7 | — | 1998.0 |
| 2MASSW J0920122+351742 | 47 | 09 20 12.23 | +35 17 42.9 | 15.63 ± 0.06 | 13.98 ± 0.06 | -0.167 ± 0.009 | -0.200 ± 0.010 | 19 | L6.5 | T0 | 21 ± 3 ^u | 26 ± 4 | CB | 1998.2 |
| 2MASS J09211410-2104446 | 83 | 09 21 14.10 | -21 04 44.6 | 12.78 ± 0.02 | 11.69 ± 0.02 | 0.244 ± 0.016 | -0.908 ± 0.017 | 19 | L2 | — | 12 ± 1 | 56 ± 4 | UBL | 2000.2 |
| 2MASS J09221952-8010399 | 83 | 09 22 19.52 | -80 10 39.9 | 15.28 ± 0.05 | 13.68 ± 0.05 | 0.041 ± 0.004 | -0.045 ± 0.022 | 19 | L4 | — | 27 ± 6 | 8 ± 3 | — | 2000.0 |
| SDSSp J092615.38+584720.9 | 32 | 09 26 15.37 | +58 47 21.2 | 15.90 ± 0.07 | 15.45 ± 0.19 | -0.19 ± 0.25 | -0.23 ± 0.27 | 4 | L4 | T4.5 | 38 ± 7 ^u | 54 ± 55 | CB | 2000.2 |
| SDSS J092757.46+602746.3 | 40 | 09 27 57.41 | +60 27 46.4 | 15.52 ± 0.06 | 14.23 ± 0.06 | 0.003 ± 0.013 | 0.016 ± 0.025 | 19 | L1 | — | 51 ± 7 | 4 ± 6 | — | 1999.0 |
| 2MASS J09282562+4230545 | 105 | 09 28 25.62 | +42 30 54.5 | 13.08 ± 0.03 | 11.94 ± 0.02 | -0.390 ± 0.019 | -0.378 ± 0.025 | 19 | M8.5 | — | 23 ± 3 | 58 ± 9 | — | 1999.1 |
| 2MASSW J0928397-160312 | 47 | 09 28 39.72 | -16 03 12.8 | 15.32 ± 0.04 | 13.62 ± 0.05 | -0.158 ± 0.017 | 0.034 ± 0.017 | 19 | L2 | — | 40 ± 3 | 31 ± 4 | — | 1998.2 |
| SDSS J093109.56+032732.5 | 54 | 09 31 09.55 | +03 27 33.1 | 16.75 ± 0.10 ^c | 15.65 ± 0.10 ^c | -0.612 ± 0.018 | -0.131 ± 0.018 | 19 | — | L7.5 | 36 ± 8 | 108 ± 2 ^h | UBL | 2000.1 |
| 2MASS J09312823+0528223 | 74 | 09 31 28.23 | +05 28 22.3 | 12.86 ± 0.03 | 11.80 ± 0.02 | -0.142 ± 0.021 | -0.204 ± 0.021 | 19 | M7 | — | 27 ± 3 | 31 ± 5 | — | 2000.1 |
| 2MASS J09342920-1352434 | 19 | 09 34 29.20 | -13 52 43.4 | 13.04 ± 0.03 | 12.01 ± 0.03 | -0.238 ± 0.016 | -0.127 ± 0.017 | 19 | M7 | — | 29 ± 7 | 37 ± 10 | — | 1998.2 |
| 2MASS J09352803-2934596 | 83 | 09 35 28.03 | -29 34 59.6 | 14.04 ± 0.03 | 12.82 ± 0.03 | -0.023 ± 0.016 | 0.064 ± 0.018 | 19 | L0 | — | 29 ± 2 | 9 ± 3 | — | 1999.2 |
| 2MASS J0937347+293142 | 10 | 09 37 34.87 | +29 31 40.9 | 14.58 ± 0.06 ^c | 15.51 ± 0.12 ^c | 0.973 ± 0.005 | -1.298 ± 0.006 | 44 | d/sdT6 | T6 | 6.1 ± 0.1 ^q | 47.2 ± 1.1 | — | 2000.3 |
| 2MASS J09384022-2748184 | 74 | 09 38 40.22 | -27 48 18.4 | 13.00 ± 0.03 | 11.93 ± 0.02 | -0.408 ± 0.017 | -0.164 ± 0.020 | 19 | M8 | — | 23 ± 4 | 49 ± 9 | — | 2000.1 |
| 2MASS J09393548-2448279 | 99 | 09 39 35.48 | -24 48 27.9 | 15.98 ± 0.11 | < 16.56 | 0.592 ± 0.019 | -1.064 ± 0.021 | 19 | — | T8 | 10 ± 2 | 57 ± 12 | — | 2000.1 |
| 2MASS J09424604+5531025 | 74 | 09 42 46.04 | +55 31 02.5 | 12.92 ± 0.02 | 11.80 ± 0.02 | -0.066 ± 0.018 | 0.085 ± 0.032 | 19 | M8 | — | 23 ± 8 | 12 ± 5 | — | 1999.0 |
| 2MASSW J0944027+313132 | 47 | 09 44 02.79 | +31 31 32.8 | 15.50 ± 0.05 | 14.01 ± 0.04 | 0.043 ± 0.016 | -0.083 ± 0.013 | 10 | L2 | — | 43 ± 3 | 11 ± 3 | — | 1998.2 |
| 2MASS J09474477+0224327 | 74 | 09 47 44.77 | +02 24 32.7 | 13.17 ± 0.03 | 12.08 ± 0.03 | -0.081 ± 0.020 | -0.162 ± 0.020 | 19 | M8 | — | 25 ± 4 | 22 ± 4 | — | 2000.1 |
| 2MASS J09490860-1545485 | 99 | 09 49 08.60 | -15 45 48.5 | 16.15 ± 0.12 | 15.23 ± 0.17 | -0.10 ± 0.04 | 0.00 ± 0.06 | 41 | — | T2 | 22 ± 1 | 10 ± 4 | — | 2000.2 |
| 2MASS J09492223+0806450 | 57 | 09 49 22.23 | +08 06 45.0 | 12.31 ± 0.02 | 11.21 ± 0.03 | 0.06 ± 0.03 | -0.90 ± 0.02 | 36 | M8.5 | — | 16 ± 1 | 67 ± 5 | — | 2000.2 |
| 2MASSW J0951054+355801 | 47 | 09 51 05.49 | +35 58 02.1 | 17.23 ± 0.21 | 15.14 ± 0.13 | -0.100 ± 0.007 | -0.161 ± 0.009 | 44 | L6 | — | 62 ± 36 ^q | 56 ± 33 | VLMC | 1998.2 |
| 2MASS J09532126-1014205 | 20 | 09 53 21.26 | -10 14 20.5 | 13.47 ± 0.03 | 12.14 ± 0.02 | -0.048 ± 0.019 | -0.089 ± 0.019 | 19 | L0 | — | 22 ± 1 | 11 ± 2 | — | 1999.1 |
| 2MASS J10031918-0105079 | 77 | 10 03 19.18 | -01 05 07.9 | 12.33 ± 0.02 | 11.24 ± 0.02 | -0.490 ± 0.019 | 0.022 ± 0.019 | 29 | M7 | — | 32 ± 2 | 49 ± 6 | — | 1999.1 |
| G 196-3B | 81 | 10 04 20.66 | +50 22 59.6 | 14.83 ± 0.05 | 12.78 ± 0.03 | -0.133 ± 0.040 | -0.185 ± 0.015 | 10 | L2 | — | 19 ± 2 | 35 ± 5 | VLMC | 1999.3 |
| 2MASSW J1004392-333518 | 36 | 10 04 39.29 | -33 35 18.9 | 14.48 ± 0.04 | 12.92 ± 0.02 | 0.366 ± 0.016 | -0.758 ± 0.013 | 19 | L4 | — | 19 ± 2 | 45 ± 5 | — | 1998.3 |
| 2MASS J10063197-1653266 | 84 | 10 06 31.97 | -16 53 26.6 | 12.04 ± 0.02 | 10.99 ± 0.02 | -0.28 ± 0.09 | 0.18 ± 0.08 | 36 | M7.5 | — | 16 ± 2 | 26 ± 8 | — | 1998.3 |
| SDSS J100711.74+193056.2 | 18 | 10 07 11.85 | +19 30 56.3 | 16.90 ± 0.10 ^a | 15.16 ± 0.06 ^a | -0.263 ± 0.015 | -0.018 ± 0.016 | 19 | — | L8 | 27 ± 5 | 34 ± 6 | — | 1998.1 |
| SDSS J10073369-4555147 | 63 | 10 07 33.69 | -45 55 14.7 | 15.65 ± 0.07 | 15.56 ± 0.23 | 0.138 ± 0.013 | 0.138 ± 0.013 | 19 | — | T5 | 15 ± 2 | 53 ± 7 | — | 2000.1 |
| 2MASS J1010148-0406649 | 19 | 10 10 14.80 | -04 06 64.9 | 15.51 ± 0.06 | 13.62 ± 0.05 | -0.321 ± 0.013 | 0.020 ± 0.013 | 10 | L6 | — | 18 ± 2 | 27 ± 3 | — | 1999.0 |
| 2MASS J10110024+4245035 | 102 | 10 11 00.24 | +42 45 03.5 | 13.36 ± 0.03 | 12.32 ± 0.02 | -0.134 ± 0.006 | -0.149 ± 0.006 | 41 | M7.5 | — | 33.0 ± 3.2 ^o | 31.4 ± 3.2 | — | 1999.1 |
| SSSPM 1013-1356 | 110 | 10 13 07.35 | -13 56 20.4 | 14.59 ± 0.04 | 14.35 ± 0.08 | 0.066 ± 0.007 | -1.026 ± 0.004 | 47 | sdM9.5 | — | 30 ± — | 147 ± — | — | 1999.1 |
| 2MASS J10163470+2751497 | 66 | 10 16 34.70 | +27 51 49.7 | 11.99 ± 0.02 | 10.96 ± 0.02 | -0.089 ± 0.019 | -0.502 ± 0.019 | 29 | M8 | — | 14 ± 1 | 35 ± 3 | — | 1998.2 |
| 2MASS J1017075+130839 | 19 | 10 17 07.54 | +13 08 39.8 | 14.10 ± 0.02 | 12.71 ± 0.02 | 0.061 ± 0.022 | -0.094 ± 0.012 | 10 | L2 | L1 | 33 ± 5 ^h | 17 ± 4 | CB | 1997.9 |
| 2MASS J10184314-1624273 | 19 | 10 18 43.14 | -16 24 27.3 | 13.74 ± 0.03 | 12.69 ± 0.03 | 0.053 ± 0.015 | -0.017 ± 0.016 | 19 | M7.5 | — | 36 ± 4 | 10 ± 3 | — | 1998.2 |
| 2MASSW J1018588-290953 | 36 | 10 18 58.79 | -29 09 53.5 | 14.21 ± 0.03 | 12.80 ± 0.02 | -0.319 ± 0.017 | -0.086 ± 0.019 | 19 | L1 | — | 28 ± 2 | 44 ± 4 | — | 1999.2 |
| SDSS J102109.69-030420.1 | 55 | 10 21 09.69 | -03 04 19.7 | 16.25 ± 0.09 | 15.13 ± 0.17 | -0.171 ± 0.003 | -0.066 ± 0.003 | 43 | T4 | T3 | 29.1 ± 4.0 ^o | 25.2 ± 2.4 | CB | 1998.9 |

Table 3—Continued

| Source Name | Ref. | RA (J2000) (3) | DEC (J2000) (4) | 2MASS J (mag) (5) | 2MASS K_s (mag) (6) | $\mu_{\alpha} \cos(\delta)$ ($''/\text{yr}$) (7) | μ_{δ} ($''/\text{yr}$) (8) | μ Ref. | SpT (opt) (10) | SpT (IR) (11) | Distance (pc) (13) | V_{tan} (km s^{-1}) (14) | Note ^f (15) | Epoch (16) |
|---------------------------|------|----------------------|-----------------------|---------------------------|-----------------------------|--|---|------------|----------------------|---------------------|--------------------------|---|---------------------------|---------------|
| 2MASS J102127.42+505504.3 | 102 | 10 21 27.42 | +50 55 04.3 | 13.39 ± 0.02 | 12.26 ± 0.02 | -0.378 ± 0.002 | 0.056 ± 0.001 | 41 | M7 | — | 27.5 ± 4.7 ^o | 49.9 ± 8.5 | — | 1999.0 |
| 2MASS J102132.32+204406.9 | 76 | 10 21 32.32 | -20 44 06.9 | 13.19 ± 0.03 | 12.90 ± 0.03 | -0.312 ± 0.016 | -0.051 ± 0.017 | 19 | M9 | — | 22 ± 1 | 33 ± 3 | — | 1999.3 |
| 2MASS J102204.89+020047.7 | 83 | 10 22 04.89 | +02 00 47.7 | 14.10 ± 0.03 | 12.07 ± 0.03 | -0.173 ± 0.018 | -0.398 ± 0.016 | 10 | M9 | — | 34 ± 4 | 69 ± 10 | LG | 2000. |
| HD 89744B | 104 | 10 22 14.89 | +41 14 26.6 | 14.90 ± 0.04 | 13.61 ± 0.04 | -0.1202 ± 0.0006 | -0.1386 ± 0.0005 | 34 | L0 | — | 39.0 ± 1.1 ¹ | 33.9 ± 0.9 | VLMC | 1998.3 |
| 2MASS J102248.21+582545.3 | 83 | 10 22 48.21 | +58 25 45.3 | 13.50 ± 0.03 | 12.16 ± 0.03 | -0.36 ± 0.10 | 0.116 ± 0.019 | 36 | L1 | — | 20 ± 1 | 81 ± 9 | — | 2000. |
| 2MASS J102409.97+181553.3 | 33 | 10 24 09.97 | +18 15 53.3 | 12.28 ± 0.02 | 11.24 ± 0.02 | -0.144 ± 0.019 | -0.070 ± 0.019 | 29 | M8 | — | 16 ± 1 | 13 ± 2 | — | 1998. |
| SDSS J102552.43+321234.0 | 18 | 10 25 52.27 | +32 12 34.9 | 17.04 ± 0.10 ^a | 15.18 ± 0.06 ^a | 0.393 ± 0.011 | -0.228 ± 0.013 | 19 | — | L7.5 | 29 ± 10 | 63 ± 23 | — | 1999. |
| 2MASS J102840.42-143843.9 | 20 | 10 28 40.42 | -14 38 43.9 | 13.06 ± 0.03 | 12.03 ± 0.02 | 0.024 ± 0.016 | -0.162 ± 0.016 | 19 | M7 | — | 30 ± 4 | 23 ± 4 | — | 1998.2 |
| 2MASS J102921.6+162652 | 47 | 10 29 21.65 | +16 26 52.6 | 14.29 ± 0.03 | 12.62 ± 0.02 | 0.359 ± 0.015 | -0.348 ± 0.017 | 10 | L2.5 | — | 23 ± 2 | 55 ± 5 | — | 1997.5 |
| 2MASS J103217.06+050103.2 | 74 | 10 32 17.06 | +05 01 03.2 | 13.67 ± 0.04 | 12.54 ± 0.02 | -0.032 ± 0.021 | -0.012 ± 0.021 | 19 | M8.5 | — | 29 ± 2 | 5 ± 3 | — | 2000. |
| SDSS J103321.92+400549.5 | 18 | 10 33 21.86 | +40 05 49.9 | 16.88 ± 0.06 ^a | 15.63 ± 0.10 ^a | 0.154 ± 0.013 | -0.188 ± 0.018 | 19 | — | L6 | 45 ± 8 | 53 ± 10 | UBL | 1999. |
| 2MASSW J103524.45+250745 | 47 | 10 35 24.55 | +25 07 45.0 | 14.76 ± 0.03 | 13.29 ± 0.03 | -0.181 ± 0.017 | -0.272 ± 0.023 | 10 | L1 | — | 36 ± 2 | 55 ± 5 | — | 1998.2 |
| 2MASSW J103653.0-344138 | 36 | 10 36 53.05 | -34 41 38.0 | 15.62 ± 0.05 | 13.80 ± 0.04 | -0.020 ± 0.015 | -0.462 ± 0.019 | 19 | L6 | — | 20 ± 2 | 43 ± 4 | — | 1999.2 |
| SDSS J103931.35+325625.5 | 18 | 10 39 31.37 | +32 56 26.3 | 16.35 ± 0.06 ^a | 14.98 ± 0.06 ^a | 0.031 ± 0.046 | -0.023 ± 0.054 | 19 | — | T1 | 21 ± 1 | 4 ± 5 | — | 1998.2 |
| 2MASS J104307.58+222523.6 | 20 | 10 43 07.58 | +22 25 23.6 | 15.97 ± 0.07 | 13.99 ± 0.04 | -0.14 ± 0.00 | -0.02 ± 0.00 | 36 | L8 | — | 16 ± 1 | 11 ± 1 | — | 1998. |
| SDSSp J104325.10+000148.2 | 90 | 10 43 25.08 | +00 01 48.2 | 15.94 ± 0.08 | 14.47 ± 0.10 | -0.161 ± 0.019 | -0.156 ± 0.019 | 19 | L3 | — | 45 ± 4 | 48 ± 6 | — | 1999. |
| SDSS J104335.08+121314.1 | 18 | 10 43 35.08 | +12 13 14.9 | 15.96 ± 0.06 ^a | 14.22 ± 0.06 ^a | 0.046 ± 0.017 | -0.248 ± 0.018 | 19 | — | L7 | 20 ± 3 | 24 ± 4 | — | 1998. |
| SDSS J104409.43+042937.6 | 54 | 10 44 09.42 | +04 29 37.6 | 15.98 ± 0.06 ^c | 14.34 ± 0.06 ^c | -0.002 ± 0.012 | 0.094 ± 0.010 | 10 | — | L7 | 21 ± 2 | 10 ± 1 | — | 2000. |
| 2MASS J104517.18-260724.9 | 36 | 10 45 17.18 | -26 07 24.9 | 12.79 ± 0.02 | 11.63 ± 0.02 | -0.162 ± 0.017 | -0.146 ± 0.019 | 19 | M8 | — | 21 ± 2 | 22 ± 2 | — | 1999.2 |
| 2MASS J104524.00-014957 | 36 | 10 45 24.00 | -01 49 57.6 | 13.16 ± 0.02 | 11.78 ± 0.02 | -0.495 ± 0.018 | 0.012 ± 0.012 | 10 | L1 | — | 17 ± 1 | 40 ± 5 ^a | — | 1998. |
| DENIS-P J104718.15 | 65 | 10 47 31.09 | -18 15 57.4 | 14.20 ± 0.03 | 12.89 ± 0.03 | -0.347 ± 0.017 | 0.054 ± 0.014 | 10 | L2.5 | — | 22 ± 2 | 37 ± 4 | — | 1998. |
| 2MASS J104753.85+212423.4 | 7 | 10 47 53.85 | +21 24 23.4 | 15.82 ± 0.06 | < 16.41 | -1.714 ± 0.007 | -0.489 ± 0.004 | 44 | T7 | T6.5 | 10.6 ± 0.4 ^q | 86.5 ± 3.5 | — | 1998. |
| 2MASS J104814.63-395606.2 | 28 | 10 48 14.63 | -39 56 06.2 | 9.54 ± 0.02 | 8.45 ± 0.02 | -1.175 ± 0.005 | -0.993 ± 0.005 | 13 | M9 | — | 4.00 ± 0.03 ^g | 29.2 ± 0.2 | — | 1999. |
| DENIS-P J104827.8-525418 | 75 | 10 48 27.88 | -52 54 18.0 | 14.02 ± 0.03 | 12.67 ± 0.03 | -0.179 ± 0.009 | 0.033 ± 0.017 | 35 | L1.5 | — | 24 ± 3 | 20 ± 3 | — | 1999. |
| SDSS J104829.21+091937.8 | 18 | 10 48 29.26 | +09 19 37.3 | 16.61 ± 0.06 ^a | 15.82 ± 0.06 ^a | 0.268 ± 0.020 | 0.241 ± 0.020 | 19 | — | T2.5 | 27 ± 2 | 46 ± 4 | — | 2000.2 |
| SDSS J104842.84+011158.5 | 40 | 10 48 42.81 | +01 11 58.0 | 12.92 ± 0.02 | 11.62 ± 0.02 | -0.442 ± 0.013 | -0.209 ± 0.012 | 10 | L1 | L4 | 15 ± 1 | 36 ± 3 | — | 2000. |
| 2MASS J105119.00+561308.6 | 83 | 10 51 19.00 | +56 13 08.6 | 13.24 ± 0.03 | 11.91 ± 0.02 | -0.231 ± 0.034 | -0.288 ± 0.014 | 10 | L2 | — | 15 ± 1 | 27 ± 3 | — | 1999.3 |
| SDSS J105213.51+442255.7 | 18 | 10 52 13.50 | +44 22 55.9 | 16.07 ± 0.06 ^a | 14.44 ± 0.06 ^a | 0.018 ± 0.017 | -0.152 ± 0.024 | 19 | — | T0.5 | 17 ± 1 | 12 ± 2 | — | 1998.3 |
| 2MASS J105441.68+121408.4 | 19 | 10 54 41.68 | +12 14 08.4 | 12.46 ± 0.02 | 11.45 ± 0.02 | 0.103 ± 0.018 | -0.080 ± 0.019 | 19 | M7.5 | — | 20 ± 2 | 12 ± 2 | — | 1999. |
| 2MASS J105547.33+080842.7 | 74 | 10 55 47.33 | +08 08 42.7 | 12.55 ± 0.03 | 11.37 ± 0.02 | -0.35 ± 0.02 | -0.10 ± 0.03 | 36 | M8 | — | 19 ± 2 | 33 ± 3 | — | 2000.2 |
| DENIS-P J10587.1548 | 26 | 10 58 47.87 | -15 48 17.2 | 14.16 ± 0.04 | 12.53 ± 0.03 | -0.2529 ± 0.0005 | 0.0414 ± 0.0004 | 15 | L3 | L3 | 17.3 ± 0.3 ^h | 21.1 ± 0.4 | — | 1998. |
| 2MASS J105951.3-211308 | 19 | 10 59 51.38 | -21 13 08.2 | 14.56 ± 0.04 | 13.21 ± 0.03 | 0.134 ± 0.017 | -0.158 ± 0.014 | 10 | L1 | — | 33 ± 2 | 32 ± 3 | — | 1998.2 |
| 2MASS J110009.65+495747.0 | 74 | 11 00 09.65 | +49 57 47.0 | 15.28 ± 0.04 | 13.47 ± 0.03 | -0.133 ± 0.018 | -0.151 ± 0.028 | 19 | L3.5 | — | 30 ± 6 | 29 ± 7 | — | 1999.0 |
| 2MASS J110209.83-343035.5 | 94 | 11 02 09.90 | -34 30 35.5 | 13.03 ± 0.02 | 11.89 ± 0.02 | -0.033 ± 0.012 | -0.024 ± 0.015 | 19 | M8.5 | — | 22 ± 3 | 4 ± 2 | LG | 1999.2 |
| 2MASSW J110233.7-235945 | 47 | 11 02 33.75 | -23 59 46.4 | 16.72 ± 0.16 | 14.59 ± 0.10 | -0.238 ± 0.019 | 0.075 ± 0.020 | 19 | L4.5 | — | 48 ± 5 | 57 ± 7 | — | 2000. |
| 2MASS J110401.12+195921 | 19 | 11 04 01.27 | +19 59 21.7 | 14.38 ± 0.03 | 12.95 ± 0.03 | 0.075 ± 0.015 | 0.139 ± 0.020 | 19 | L4 | — | 18 ± 2 | 14 ± 2 | — | 2000.3 |
| 2MASS J110611.97+275422.5 | 63 | 11 06 11.97 | +27 54 22.5 | 14.82 ± 0.04 | 13.80 ± 0.05 | -0.229 ± 0.019 | -0.448 ± 0.021 | 19 | — | T2.5 | 11 ± 1 | 26 ± 2 | — | 2000.3 |
| 2MASSW J110830.7+683017 | 33 | 11 08 30.81 | +68 30 16.9 | 13.12 ± 0.02 | 11.58 ± 0.02 | -0.25 ± 0.04 | -0.21 ± 0.04 | 36 | L1 | — | 17 ± 1 | 26 ± 4 | — | 1999.2 |
| SDSSp J111010.01+011613.1 | 32 | 11 10 10.01 | +01 16 13.0 | 16.34 ± 0.12 | < 15.13 | -0.243 ± 0.021 | -0.238 ± 0.018 | 10 | — | T5.5 | 11 ± 1 | 17 ± 2 | — | 2000. |
| 2MASS J111033.21+542402.8 | 74 | 11 10 33.21 | +54 24 02.8 | 12.97 ± 0.03 | 11.91 ± 0.02 | -0.066 ± 0.009 | -0.299 ± 0.016 | 19 | M7 | — | 28 ± 7 | 41 ± 10 | — | 1999.3 |
| G1 417BC | 47 | 11 12 25.67 | +35 48 13.1 | 14.58 ± 0.03 | 12.72 ± 0.03 | -0.2486 ± 0.0007 | -0.1513 ± 0.0007 | 34 | L4.5 | — | 21.7 ± 0.4 ¹ | 30.0 ± 0.6 | CB | 1998. |
| 2MASS J111249.10-204431.5 | 44 | 11 12 49.10 | -20 44 31.5 | 14.92 ± 0.04 | 13.47 ± 0.04 | 0.001 ± 0.014 | 0.023 ± 0.015 | 19 | — | L0.5 | 41 ± 11 | 4 ± 3 | — | 1998. |
| SDSS J111316.95-000246.6 | 40 | 11 13 16.94 | -00 02 46.7 | 15.08 ± 0.04 | 13.80 ± 0.05 | 0.042 ± 0.022 | 0.006 ± 0.013 | 10 | L0 | — | 47 ± 3 | 9 ± 5 | — | 1999.0 |
| SDSS J111320.16+343057.9 | 18 | 11 13 20.09 | +34 30 58.2 | 17.04 ± 0.06 ^a | 15.38 ± 0.06 ^a | 0.108 ± 0.040 | -0.025 ± 0.049 | 41 | — | L3 | 75 ± 13 | 40 ± 16 | — | 1998.2 |
| 2MASS J111451.33-261825 | 99 | 11 14 51.33 | -26 18 25.5 | 15.86 ± 0.08 | < 16.11 | -3.03 ± 0.04 | -0.36 ± 0.04 | 41 | — | T7.5 | 10 ± 2 | 140 ± 22 | — | 1999.2 |
| 2MASS J111736.9+360936 | 19 | 11 17 36.91 | +36 09 35.9 | 14.27 ± 0.03 | 12.96 ± 0.03 | 0.001 ± 0.019 | -0.016 ± 0.023 | 19 | L0 | — | 32 ± 8 | 2 ± 4 | — | 1999. |
| SDSS J112118.57+433246.5 | 18 | 11 21 18.58 | +43 32 46.4 | 17.19 ± 0.10 ^a | 16.15 ± 0.08 ^a | -0.057 ± 0.024 | 0.026 ± 0.033 | 19 | — | L7.5 | 46 ± 6 | 14 ± 6 | UBL | 2000.3 |
| 2MASS J112149.24-131308.4 | 33 | 11 21 49.24 | -13 13 08.4 | 11.93 ± 0.02 | 10.74 ± 0.02 | -0.4650 ± 0.0007 | -0.0503 ± 0.0007 | 33 | M8.5 | — | 14.3 ± 0.4 ^k | 31.7 ± 1.0 | CB | 1998. |

Table 3—Continued

| Source Name | Ref. | RA (J2000) (3) | DEC (J2000) (4) | 2MASS J (mag) (5) | 2MASS K _s (mag) (6) | $\mu_{\alpha, \cos \delta}$ ($''/\text{yr}$) (7) | μ_{δ} ($''/\text{yr}$) (8) | μ Ref. | SpT (opt) (10) | SpT (IR) (11) | Distance (pc) (13) | V_{tan} (km s^{-1}) (14) | Note ^f (15) | Epo (16) |
|---------------------------|------|----------------------|-----------------------|---------------------------|--------------------------------------|--|---|------------|----------------------|---------------------|--------------------------|--|---------------------------|-------------|
| 2MASS J11220826-3512363 | 99 | 11 22 08.26 | -35 12 36.3 | 15.02 ± 0.04 | 14.38 ± 0.07 | -0.15 ± 0.04 | -0.25 ± 0.03 | 41 | — | T2 | 15 ± 1 | 20 ± 2 | — | 1995c |
| 2MASS J1122362-391605 | 36 | 11 22 36.24 | -39 16 05.4 | 15.71 ± 0.06 | 13.88 ± 0.05 | 0.073 ± 0.012 | 0.180 ± 0.015 | 19 | L3 | M7 | 41 ± 4 | 37 ± 4 | — | 1995c |
| 2MASS J11233605+1241222 | 19 | 11 23 36.05 | +12 41 22.2 | 14.00 ± 0.02 | 12.81 ± 0.02 | -0.036 ± 0.017 | 0.009 ± 0.017 | 19 | M7 | L3 | 46 ± 5 | 8 ± 4 | — | 1995c |
| 2MASS J1123556+412228 | 47 | 11 23 55.64 | +41 22 28.6 | 16.07 ± 0.08 | 14.34 ± 0.06 | -0.110 ± 0.025 | -0.060 ± 0.013 | 10 | L2.5 | — | 52 ± 4 | 31 ± 6 | — | 1995c |
| 2MASS J11240487+3808054 | 19 | 11 24 04.87 | +38 08 05.4 | 12.71 ± 0.02 | 11.57 ± 0.03 | 0.130 ± 0.021 | -0.019 ± 0.027 | 19 | M8.5 | — | 19 ± 3 | 12 ± 3 | — | 1995c |
| SDSS J112615.25+012048.2 | 54 | 11 26 15.28 | +01 20 48.1 | 16.82 ± 0.06 ^c | 15.07 ± 0.06 ^c | -0.131 ± 0.022 | 0.042 ± 0.022 | 19 | — | L6 | 35 ± 3 | 23 ± 4 | — | 200c |
| 2MASS J11263991-5003550 | 31 | 11 26 39.91 | -50 03 55.0 | 14.00 ± 0.03 | 12.83 ± 0.03 | -1.570 ± 0.004 | 0.438 ± 0.011 | 20 | L4.5 | L9 | 14 ± 1 | 106 ± 11 | UBL | 1995c |
| 2MASS J11275346+7411076 | 33 | 11 27 53.46 | +74 11 07.6 | 13.02 ± 0.04 | 11.95 ± 0.03 | -0.030 ± 0.019 | -0.030 ± 0.019 | 29 | M8 | — | 34 ± 6 ^w | 5 ± 3 | CB | 2000 |
| 2MASS J11282557+7831016 | 56 | 11 28 25.57 | +78 31 01.6 | 13.38 ± 0.02 | 12.37 ± 0.02 | -0.008 ± 0.010 | -0.271 ± 0.010 | 28 | M7 | — | 34 ± 9 | 44 ± 11 | — | 1995c |
| 2MASS J11304761-2210335 | 19 | 11 30 47.61 | -22 10 33.5 | 13.80 ± 0.03 | 12.73 ± 0.03 | -0.126 ± 0.017 | -0.232 ± 0.018 | 19 | M8 | — | 34 ± 3 | 43 ± 5 | — | 1995c |
| 2MASS J11345493+0022541 | 40 | 11 34 54.93 | +00 22 54.1 | 12.85 ± 0.02 | 11.67 ± 0.02 | 0.401 ± 0.021 | -0.343 ± 0.021 | 19 | M9 | — | 19 ± 1 | 47 ± 4 | — | 2000 |
| SDSS J113833.10+674040.3 | 40 | 11 38 33.08 | +67 40 40.3 | 15.22 ± 0.04 | 13.95 ± 0.05 | 0.024 ± 0.014 | -0.127 ± 0.037 | 19 | L0 | — | 50 ± 6 | 31 ± 9 | — | 1995c |
| 2MASS J11391107+0841121 | 74 | 11 39 11.07 | +08 41 12.1 | 12.92 ± 0.03 | 11.84 ± 0.02 | 0.089 ± 0.021 | -0.025 ± 0.022 | 19 | M7.5 | — | 25 ± 2 | 11 ± 3 | — | 2000 |
| 2MASS J11395113-3159214 | 36 | 11 39 51.16 | -31 59 21.4 | 12.69 ± 0.03 | 11.50 ± 0.02 | -0.071 ± 0.014 | -0.017 ± 0.016 | 19 | M9 | — | 18 ± 2 | 6 ± 1 | LG | 2000 |
| 2MASS J11414406-2232156 | 19 | 11 41 44.06 | -22 32 15.6 | 12.63 ± 0.02 | 11.57 ± 0.02 | -0.141 ± 0.019 | 0.400 ± 0.019 | 29 | M7.5 | — | 22 ± 2 | 44 ± 5 | — | 1995c |
| 2MASS J11455714+231730 | 46 | 11 45 57.14 | +23 17 29.7 | 15.39 ± 0.05 | 13.95 ± 0.06 | 0.155 ± 0.016 | -0.056 ± 0.016 | 10 | L1.5 | — | 44 ± 3 | 35 ± 4 | — | 1995c |
| 2MASS J1146345+223053 | 46 | 11 46 34.49 | +22 30 52.7 | 14.17 ± 0.03 | 12.59 ± 0.03 | 0.0320 ± 0.0005 | 0.0905 ± 0.0005 | 15 | L3 | — | 27.2 ± 0.6 ^h | 12.4 ± 0.3 | CB | 1995c |
| 2MASS J11465791-3914144 | 45 | 11 46 57.91 | -39 14 14.4 | 13.64 ± 0.02 | 12.49 ± 0.03 | -0.292 ± 0.012 | 0.004 ± 0.010 | 27 | M8 | — | 31 ± 3 | 44 ± 4 | — | 2000 |
| 2MASS J11470479+1420095 | 56 | 11 47 04.79 | +14 20 09.5 | 13.27 ± 0.02 | 12.20 ± 0.02 | -0.340 ± 0.010 | 0.133 ± 0.010 | 28 | M7 | — | 33 ± 4 | 56 ± 7 | — | 1995c |
| SDSS J114804.26+0254005.7 | 40 | 11 48 04.23 | +02 54 05.7 | 16.11 ± 0.10 | 15.20 ± 0.21 | 0.026 ± 0.025 | -0.041 ± 0.010 | 10 | L0 | — | 75 ± 5 | 17 ± 6 | 66 | 200c |
| SDSS J114805.02+020350.9 | 40 | 11 48 05.02 | +02 03 50.9 | 15.52 ± 0.07 | 14.51 ± 0.12 | 0.237 ± 0.026 | -0.322 ± 0.013 | 10 | L1 | — | 51 ± 3 | 96 ± 8 | — | 2000 |
| 2MASS J11485427-2544404 | 36 | 11 48 54.27 | -25 44 40.4 | 13.40 ± 0.02 | 12.17 ± 0.03 | 0.147 ± 0.018 | 0.047 ± 0.020 | 19 | M8 | — | 28 ± 2 | 21 ± 3 | — | 2000 |
| 2MASS J11524266+2438079 | 19 | 11 52 42.66 | +24 38 07.9 | 13.03 ± 0.02 | 11.78 ± 0.02 | -0.451 ± 0.032 | 0.036 ± 0.035 | 19 | M9 | — | 21 ± 3 | 44 ± 6 | — | 1995c |
| 2MASS J11533966+5032092 | 83 | 11 53 39.66 | +50 32 09.2 | 14.19 ± 0.03 | 12.85 ± 0.03 | 0.084 ± 0.023 | 0.060 ± 0.011 | 10 | L1 | — | 27 ± 4 | 13 ± 3 | — | 2000 |
| 2MASS J11543399+0135545 | 27 | 11 54 33.99 | +01 35 54.5 | 13.16 ± 0.03 | 11.99 ± 0.02 | 0.121 ± 0.022 | -0.043 ± 0.022 | 19 | M9 | — | 22 ± 3 | 13 ± 3 | — | 1995c |
| 2MASS J11544223-3400390 | 5 | 11 54 42.23 | -34 00 39.0 | 14.20 ± 0.03 | 12.85 ± 0.03 | -0.161 ± 0.013 | 0.004 ± 0.015 | 19 | L0 | — | 31 ± 2 | 24 ± 2 | — | 1995c |
| 2MASS J1155009+230706 | 46 | 11 55 00.87 | +23 07 05.8 | 15.85 ± 0.09 | 14.08 ± 0.05 | 0.026 ± 0.025 | 0.038 ± 0.021 | 10 | L4 | — | 36 ± 4 | 8 ± 4 | — | 1995c |
| 2MASS J1155395-372735 | 36 | 11 55 39.52 | -37 27 35.0 | 12.81 ± 0.02 | 11.46 ± 0.02 | 0.050 ± 0.012 | -0.767 ± 0.015 | 19 | L2 | — | 13 ± 1 | 46 ± 4 | — | 1995c |
| 2MASS J11554286-2224586 | 57 | 11 55 42.86 | -22 24 58.6 | 10.93 ± 0.02 | 9.88 ± 0.02 | -0.340 ± 0.083 | -0.142 ± 0.035 | 17 | M7.5 | — | 10 ± 1 | 17 ± 5 | — | 1995c |
| SDSS J115553.86+055957.5 | 54 | 11 55 53.89 | +05 59 57.7 | 15.78 ± 0.06 ^c | 14.11 ± 0.06 ^c | -0.406 ± 0.022 | -0.026 ± 0.022 | 19 | — | L7.5 | 18 ± 1 | 35 ± 3 | — | 2000 |
| DENIS-P J1157480-484442 | 75 | 11 57 48.09 | -48 44 42.8 | 14.01 ± 0.03 | 12.79 ± 0.03 | -0.052 ± 0.016 | 0.001 ± 0.001 | 35 | L0.5 | — | 27 ± 3 | 7 ± 2 | — | 1995c |
| 2MASS J11580269-2545369 | 19 | 11 58 02.69 | -25 45 36.9 | 13.58 ± 0.03 | 12.43 ± 0.02 | -0.102 ± 0.019 | -0.167 ± 0.021 | 19 | M8 | — | 30 ± 2 | 28 ± 4 | — | 2000 |
| 2MASS J11582484+1354456 | 19 | 11 58 24.84 | +13 54 45.6 | 13.93 ± 0.02 | 12.76 ± 0.02 | -0.116 ± 0.017 | 0.168 ± 0.018 | 19 | M9 | — | 31 ± 2 | 30 ± 3 | — | 1995c |
| DENIS-P J1159+0057 | 65 | 11 59 38.50 | +00 57 26.8 | 14.08 ± 0.03 | 12.81 ± 0.03 | 0.012 ± 0.023 | 0.007 ± 0.017 | 10 | L0 | — | 30 ± 2 | 2 ± 3 | — | 2000 |
| 2MASS J12003292+2048513 | 57 | 12 00 32.92 | +20 48 51.3 | 12.86 ± 0.02 | 11.86 ± 0.02 | -0.159 ± 0.019 | 0.232 ± 0.019 | 29 | M7 | — | 26 ± 3 | 35 ± 5 | — | 1995c |
| 2MASS J1202564-0629026 | 19 | 12 02 25.64 | -06 29 02.6 | 13.74 ± 0.03 | 12.59 ± 0.03 | 0.096 ± 0.019 | -0.075 ± 0.019 | 19 | M9 | — | 28 ± 2 | 16 ± 3 | — | 1995c |
| 2MASS J12023666-0604054 | 19 | 12 02 36.66 | -06 04 05.4 | 14.01 ± 0.03 | 12.82 ± 0.03 | 0.088 ± 0.018 | -0.034 ± 0.018 | 19 | M8 | — | 36 ± 3 | 16 ± 3 | — | 1995c |
| SDSSp J120358.19+001550.3 | 30 | 12 03 58.12 | +00 15 50.0 | 14.01 ± 0.03 | 12.48 ± 0.02 | -1.209 ± 0.018 | -0.261 ± 0.015 | 10 | L3 | — | 19 ± 2 | 109 ± 10 | — | 2000 |
| 2MASS J1204303+321259 | 19 | 12 04 30.36 | +32 12 59.5 | 13.82 ± 0.04 | 12.55 ± 0.03 | 0.091 ± 0.038 | -0.018 ± 0.019 | 10 | L0 | M9 | 26 ± 2 | 12 ± 5 | — | 2000 |
| SDSS J120602.51+281328.7 | 18 | 12 06 02.48 | +28 13 29.3 | 16.33 ± 0.06 ^a | 15.91 ± 0.06 ^a | 0.047 ± 0.014 | -0.105 ± 0.016 | 19 | — | T3 | 26 ± 2 | 14 ± 2 | — | 1995c |
| 2MASS J12070374-3151298 | 74 | 12 07 03.74 | -31 51 29.8 | 15.85 ± 0.07 | 14.00 ± 0.06 | -0.232 ± 0.016 | -0.074 ± 0.019 | 19 | L3 | — | 43 ± 8 | 50 ± 10 | — | 1995c |
| 2MASS J12073346-3932539 | 36 | 12 07 33.46 | -39 32 53.9 | 13.00 ± 0.03 | 11.95 ± 0.03 | -0.063 ± 0.002 | -0.023 ± 0.003 | 21 | M8 | — | 54.0 ± 3.0 ⁱ | 17.1 ± 1.0 | CB-LG-YC | 1995c |
| 2MASS J1207334-393254B | 16 | 12 07 33.50 | -39 32 54.4 | — | 16.93 ± 0.11 | -0.063 ± 0.002 | -0.023 ± 0.003 | 21 | L5 | L5 | 54.0 ± 3.0 ⁱ | 17.1 ± 1.0 | CB | 1995c |
| 2MASS J12073804-3909050 | 83 | 12 07 38.04 | -39 09 05.0 | 14.69 ± 0.04 | 13.24 ± 0.04 | -0.142 ± 0.011 | 0.031 ± 0.015 | 19 | L4 | — | 21 ± 2 | 14 ± 2 | — | 1995c |
| SDSS J120747.17+024424.8 | 40 | 12 07 47.17 | +02 44 24.9 | 15.56 ± 0.06 ^c | 14.28 ± 0.06 ^c | -0.498 ± 0.018 | 0.138 ± 0.019 | 10 | L8 | T0 | 16 ± 1 | 39 ± 3 | — | 2000 |
| 2MASS J12095613-1004008 | 13 | 12 09 56.13 | -10 04 00.8 | 15.91 ± 0.07 | 15.06 ± 0.14 | 0.250 ± 0.019 | -0.390 ± 0.019 | 19 | — | T3 | 18 ± 1 | 39 ± 4 | — | 1995c |
| 2MASS J12123389+0206280 | 21 | 12 12 33.89 | +02 06 28.0 | 16.13 ± 0.13 | 14.19 ± 0.09 | 0.065 ± 0.021 | -0.141 ± 0.021 | 19 | — | L1 | 67 ± 9 | 49 ± 9 | — | 2000 |
| 2MASS J12130333-043243 | 19 | 12 13 03.36 | -04 32 43.7 | 14.68 ± 0.04 | 13.01 ± 0.03 | -0.354 ± 0.016 | -0.012 ± 0.012 | 10 | L5 | — | 16 ± 1 | 27 ± 3 | — | 1995c |

Table 3—Continued

| Source Name (1) | Ref. (2) | RA (J2000) (3) | DEC (J2000) (4) | 2MASS J (mag) (5) | 2MASS K_s (mag) (6) | $\mu_{\alpha} \cos(\delta)$ ($''/\text{yr}$) (7) | μ_{δ} ($''/\text{yr}$) (8) | μ Ref. (9) | SpT (opt) (10) | SpT (IR) (11) | Distance (pc) (13) | V_{tan} (km s^{-1}) (14) | Note ^f (15) | Epoch (16) |
|---------------------------|-------------|----------------------|-----------------------|---------------------------|-----------------------------|--|---|-------------------|----------------------|---------------------|--------------------------|---|---------------------------|---------------|
| SDSS J121440.95+631643.4 | 18 | 12 14 40.89 | +63 16 43.4 | 16.29 ± 0.06 ^a | 15.66 ± 0.06 ^a | 0.165 ± 0.030 | -0.021 ± 0.068 | 19 | — | T3.5 | 21 ± 4 | 17 ± 4 | — | 2000.0 |
| 2MASS J12154432-3420591 | 63 | 12 15 44.32 | -34 20 59.1 | 16.49 ± 0.13 | < 16.32 | -0.212 ± 0.017 | -0.310 ± 0.021 | 19 | — | T4.5 | 23 ± 3 | 42 ± 5 | — | 2000.2 |
| 2MASS J12155348+0050498 | 74 | 12 15 53.48 | +00 50 49.8 | 13.24 ± 0.03 | 12.38 ± 0.03 | 0.220 ± 0.020 | -0.398 ± 0.020 | 19 | M8 | — | 29 ± 5 | 63 ± 11 | — | 2000.2 |
| 2MASS J12162161+4456340 | 20 | 12 16 21.61 | +44 56 34.0 | 16.35 ± 0.10 | 15.02 ± 0.12 | -0.035 ± 0.014 | -0.004 ± 0.019 | 19 | L5 | — | 41 ± 7 | 7 ± 3 | — | 2000.2 |
| SDSS J121659.17+300306.3 | 18 | 12 16 59.18 | +30 03 05.4 | 17.01 ± 0.10 ^a | 15.60 ± 0.06 ^a | -0.021 ± 0.017 | 0.115 ± 0.019 | 19 | — | L3.5 | 67 ± 26 | 38 ± 16 | — | 1998.2 |
| 2MASS J121711.10-031111.3 | 7 | 12 17 11.10 | -03 11 13.1 | 15.86 ± 0.06 | < 15.89 | -1.054 ± 0.002 | 0.076 ± 0.002 | 43 | T7 | T7.5 | 11.0 ± 0.3 ^o | 55.2 ± 1.4 | — | 1999.1 |
| 2MASS J12172935+0035326 | 19 | 12 17 29.35 | +00 35 32.6 | 13.09 ± 0.02 | 12.05 ± 0.02 | 0.078 ± 0.026 | -0.001 ± 0.026 | 19 | M7.5 | — | 27 ± 3 | 10 ± 3 | — | 2001.1 |
| 2MASS J12185957-0550282 | 19 | 12 18 59.57 | -05 50 28.2 | 14.05 ± 0.03 | 12.78 ± 0.03 | -0.279 ± 0.019 | -0.036 ± 0.019 | 19 | M8.5 | — | 35 ± 3 | 47 ± 5 | — | 1999.1 |
| SDSS J121951.45+312849.4 | 18 | 12 19 51.56 | +31 28 49.7 | 16.00 ± 0.06 ^a | 14.31 ± 0.06 ^a | -0.250 ± 0.026 | -0.017 ± 0.031 | 19 | — | L8 | 19 ± 2 | 22 ± 3 | — | 1998.2 |
| 2MASS J12212770+0257198 | 83 | 12 21 27.70 | +02 57 19.8 | 13.17 ± 0.02 | 11.95 ± 0.03 | -0.115 ± 0.030 | -0.018 ± 0.027 | 10 | L0 | — | 19 ± 1 | 11 ± 3 | — | 2000.2 |
| 2MASS J12215066-0843197 | 20 | 12 21 50.66 | -08 43 19.7 | 13.52 ± 0.03 | 12.50 ± 0.02 | -0.192 ± 0.019 | 0.015 ± 0.019 | 19 | M8 | — | 30 ± 2 | 27 ± 3 | — | 1999.1 |
| 2MASS J12245222-1238352 | 33 | 12 24 52.22 | -12 38 35.2 | 12.57 ± 0.02 | 11.35 ± 0.03 | -0.262 ± 0.011 | -0.187 ± 0.011 | 42 | M9 | — | 17.5 ± 1.2 ^h | 26.6 ± 2.0 | — | 1998.2 |
| 2MASS J12255432-2739466 | 7 | 12 25 54.32 | -27 39 46.6 | 15.26 ± 0.05 | 15.07 ± 0.15 | 0.385 ± 0.002 | -0.628 ± 0.003 | 43 | T6 | T6 | 13.3 ± 0.4 ^o | 46.5 ± 1.7 | CB | 1998.5 |
| 2MASS J227-0447 | 110 | 12 27 05.06 | -04 47 20.7 | 15.50 ± 0.05 | 14.92 ± 0.12 | 0.41 ± 0.02 | 0.24 ± 0.01 | 47 | esdM7.5 | — | 65 ± — | 148 ± — | — | 1999.0 |
| 2MASS J12271545-0636458 | 19 | 12 27 15.45 | -06 36 45.8 | 14.20 ± 0.03 | 12.88 ± 0.04 | -0.106 ± 0.019 | -0.085 ± 0.019 | 19 | M9 | — | 34 ± 2 | 22 ± 3 | — | 1999.1 |
| DENIS-P J1228.2-1547 | 26 | 12 28 15.23 | -15 47 34.2 | 14.38 ± 0.03 | 12.77 ± 0.03 | 0.134 ± 0.001 | -0.180 ± 0.001 | 15 | L5 | L6 | 20.2 ± 0.8 ^h | 21.5 ± 0.8 | CB | 1998.2 |
| SDSS J122855.38+005044.1 | 40 | 12 28 55.38 | +00 50 44.0 | 15.61 ± 0.06 | 14.16 ± 0.08 | -0.041 ± 0.021 | -0.038 ± 0.021 | 19 | L0 | — | 60 ± 4 | 16 ± 6 | — | 2000.2 |
| 2MASS J12312141+4959234 | 20 | 12 31 21.41 | +49 59 23.4 | 14.62 ± 0.04 | 13.14 ± 0.03 | -0.053 ± 0.019 | -0.022 ± 0.030 | 19 | L2 | — | 29 ± 4 | 8 ± 3 | — | 1999.1 |
| 2MASS J12314753+0847331 | 13 | 12 31 47.53 | +08 47 33.1 | 15.42 ± 0.06 ^c | 15.35 ± 0.06 ^c | -1.176 ± 0.021 | -1.043 ± 0.021 | 19 | — | T5.5 | 12 ± 1 | 87 ± 11 | — | 2000.2 |
| 2MASS J1231827-0951502 | 83 | 12 32 18.27 | -09 51 50.2 | 13.73 ± 0.03 | 12.55 ± 0.03 | -0.156 ± 0.013 | -0.101 ± 0.017 | 10 | L0 | — | 25 ± 2 | 22 ± 2 | — | 2000.2 |
| 2MASS J12373919+6526148 | 7 | 12 37 39.19 | +65 26 14.8 | 16.05 ± 0.09 | < 16.06 | -1.002 ± 0.008 | -0.525 ± 0.006 | 44 | T7 | T6.5 | 10.4 ± 0.5 ^h | 55.8 ± 2.8 | — | 1999.2 |
| 2MASS J1239272+551537 | 47 | 12 39 27.27 | +55 15 37.1 | 14.71 ± 0.03 | 12.79 ± 0.03 | 0.161 ± 0.029 | 0.038 ± 0.006 | 10 | L5 | — | 21 ± 1 ^y | 17 ± 3 | CB | 1999.1 |
| 2MASS W J1246467+402715 | 47 | 12 46 46.78 | +40 27 15.0 | 15.09 ± 0.05 | 13.28 ± 0.04 | 0.145 ± 0.012 | -0.079 ± 0.017 | 10 | L4 | — | 25 ± 3 | 10 ± 3 | — | 2000.3 |
| 2MASS J12465176+3148104 | 33 | 12 46 51.76 | +31 48 10.4 | 12.23 ± 0.02 | 11.21 ± 0.02 | -0.792 ± 0.019 | 0.050 ± 0.019 | 29 | M7.5 | — | 18 ± 2 | 68 ± 7 | — | 1998.2 |
| 2MASS J12473570-1219518 | 19 | 12 47 35.70 | -12 19 51.8 | 13.89 ± 0.03 | 12.72 ± 0.03 | 0.036 ± 0.018 | -0.223 ± 0.018 | 19 | M8.5 | — | 33 ± 2 | 35 ± 4 | — | 1998.2 |
| SDSS J125011.65+392553.9 | 18 | 12 50 11.66 | +39 25 53.2 | 16.37 ± 0.06 ^a | 15.99 ± 0.06 ^a | -0.015 ± 0.008 | -0.828 ± 0.011 | 19 | — | T4 | 23 ± 2 | 89 ± 10 | — | 1998.3 |
| 2MASS J12522042-3149288 | 74 | 12 52 20.42 | -31 49 28.8 | 13.66 ± 0.03 | 12.56 ± 0.03 | 0.166 ± 0.016 | -0.032 ± 0.019 | 19 | M8 | — | 32 ± 3 | 25 ± 3 | — | 1999.2 |
| DENIS-P J1253108-570924 | 75 | 12 53 10.92 | -57 09 24.8 | 13.45 ± 0.02 | 12.05 ± 0.02 | -1.575 ± 0.005 | -0.434 ± 0.014 | 35 | L0.5 | — | 21 ± 3 | 162 ± 20 | — | 2000.2 |
| 2MASS J12531240+4034038 | 52 | 12 53 12.40 | +40 34 03.8 | 12.19 ± 0.02 | 11.16 ± 0.02 | 0.24 ± 0.08 | -0.61 ± 0.09 | 36 | M7.5 | — | 17 ± 2 | 54 ± 10 | — | 1998.3 |
| SDSSp J125453.90-012247.4 | 55 | 12 54 53.93 | -01 22 47.4 | 14.89 ± 0.04 | 13.84 ± 0.05 | -0.479 ± 0.002 | 0.130 ± 0.003 | 15 | T2 | T2 | 11.8 ± 0.3 ^h | 27.7 ± 0.6 | — | 1999.1 |
| 2MASS J12565688+0146163 | 83 | 12 56 56.88 | +01 46 16.3 | 14.48 ± 0.03 | 12.79 ± 0.03 | -0.183 ± 0.013 | -0.017 ± 0.018 | 10 | L2 | — | 27 ± 4 | 24 ± 4 | — | 2000.2 |
| SDSSp J125737.26-011386.1 | 32 | 12 57 37.26 | -01 13 36.0 | 15.94 ± 0.08 | 14.12 ± 0.07 | 0.081 ± 0.020 | -0.003 ± 0.011 | 10 | L4 | L5 | 37 ± 4 | 14 ± 4 | — | 1999.1 |
| 2MASS W J1300425+191235 | 33 | 13 00 42.55 | +19 12 35.4 | 12.72 ± 0.02 | 11.62 ± 0.02 | -0.820 ± 0.018 | -1.244 ± 0.019 | 19 | L1 | L3 | 14 ± 1 | 99 ± 7 | UBL | 1999.2 |
| 2MASS J13015465-1510223 | 83 | 13 01 54.65 | -15 10 22.3 | 14.54 ± 0.04 | 13.10 ± 0.03 | -0.069 ± 0.012 | -0.074 ± 0.016 | 10 | L1 | — | 32 ± 2 | 16 ± 2 | — | 1999.3 |
| 2MASS J13023897+0351410 | 74 | 13 02 38.97 | +03 51 41.0 | 13.93 ± 0.03 | 12.77 ± 0.03 | -0.039 ± 0.021 | 0.025 ± 0.021 | 19 | M7.5 | — | 39 ± 4 | 9 ± 4 | — | 2000.2 |
| Kelu-1 | 87 | 13 05 40.19 | -25 41 05.9 | 13.41 ± 0.03 | 11.75 ± 0.02 | -0.285 ± 0.001 | 0.011 ± 0.001 | 15 | L2 | L3 | 18.7 ± 0.7 ^h | 25.2 ± 0.9 | CB | 1998.4 |
| 2MASS J1305410+204639 | 19 | 13 05 41.06 | +20 46 39.4 | 15.20 ± 0.05 | 13.37 ± 0.04 | -0.023 ± 0.017 | 0.073 ± 0.027 | 10 | L4 | — | 27 ± 5 | 10 ± 4 | — | 1999.2 |
| 2MASS J13061727+3820296 | 83 | 13 06 17.27 | +38 20 29.6 | 14.63 ± 0.03 | 13.22 ± 0.04 | -0.175 ± 0.027 | -0.008 ± 0.035 | 19 | L1 | — | 34 ± 4 | 28 ± 6 | — | 2000.0 |
| 2MASS J13082507+0725512 | 74 | 13 08 25.07 | +07 25 51.2 | 13.19 ± 0.03 | 12.00 ± 0.03 | 0.259 ± 0.021 | -0.416 ± 0.021 | 19 | M9 | — | 22 ± 1 | 51 ± 4 | — | 2000.2 |
| 2MASS J13092185-2330350 | 19 | 13 09 21.85 | -23 30 35.0 | 11.79 ± 0.02 | 10.67 ± 0.02 | 0.027 ± 0.002 | -0.419 ± 0.030 | 11 | M8 | — | 13 ± 1 | 26 ± 3 | — | 1998.3 |
| 2MASS J1313921+8032219 | 33 | 13 11 39.21 | +80 32 21.9 | 12.76 ± 0.02 | -0.068 ± 0.019 | -0.068 ± 0.019 | -0.348 ± 0.019 | 29 | M8 | — | 29 ± 5 ^{cc} | 49 ± 9 | CB | 2000.1 |
| 2MASS J13120707+3937445 | 20 | 13 12 07.07 | +39 37 44.5 | 14.17 ± 0.03 | 12.95 ± 0.02 | -0.097 ± 0.023 | 0.013 ± 0.018 | 10 | L0 | — | 31 ± 4 | 14 ± 4 | — | 1998.3 |
| SDSSp J131415.52-000848.1 | 32 | 13 14 15.51 | -00 08 48.0 | 16.66 ± 0.06 ^c | 15.36 ± 0.06 ^c | -0.001 ± 0.023 | 0.073 ± 0.023 | 19 | — | L3.5 | 57 ± 16 | 20 ± 8 | — | 2001.0 |
| 2MASS J1315309-264951 | 74 | 13 15 30.94 | -26 49 51.3 | 15.20 ± 0.05 | 13.46 ± 0.04 | -0.678 ± 0.016 | -0.280 ± 0.015 | 10 | L5.5 | — | 18 ± 2 | 64 ± 6 | — | 1998.4 |
| 2MASS J13204159+0957506 | 39 | 13 20 41.59 | +09 57 50.6 | 13.73 ± 0.03 | 12.61 ± 0.03 | -0.236 ± 0.021 | -0.129 ± 0.021 | 19 | M7.5 | — | 36 ± 3 | 45 ± 6 | — | 2000.2 |
| 2MASS J13204427+0409045 | 83 | 13 20 44.27 | +04 09 04.5 | 15.25 ± 0.05 | 13.62 ± 0.05 | -0.483 ± 0.019 | 0.211 ± 0.017 | 10 | L3 | — | 33 ± 3 | 82 ± 8 | — | 2000.2 |
| DENIS-P J1323-1806 | 65 | 13 23 35.97 | -18 06 37.9 | 14.90 ± 0.04 | 13.66 ± 0.05 | -0.087 ± 0.015 | -0.022 ± 0.019 | 10 | L0 | — | 43 ± 3 | 18 ± 3 | — | 1999.2 |
| 2MASS J13235206+3014340 | 20 | 13 23 52.06 | +30 14 34.0 | 13.64 ± 0.02 | 12.55 ± 0.02 | -0.695 ± 0.023 | 0.156 ± 0.027 | 19 | M8.5 | — | 30 ± 4 | 100 ± 15 | — | 2000.3 |

Table 3—Continued

| Source Name (1) | Ref. (2) | RA (J2000) (3) | DEC (J2000) (4) | 2MASS J (mag) (5) | 2MASS K_s (mag) (6) | $\mu_{\alpha} \cos(\delta)$ ($''/\text{yr}$) (7) | μ_{δ} ($''/\text{yr}$) (8) | μ Ref. (9) | SpT (opt) (10) | SpT (IR) (11) | Distance (pc) (13) | V_{tan} (km s^{-1}) (14) | Note ^f (15) | Epoch (16) |
|---------------------------|-------------|----------------------|-----------------------|---------------------------|-----------------------------|--|---|-------------------|----------------------|---------------------|--------------------------|--|---------------------------|---------------|
| 2MASS J13243559+6358284 | 63 | 13 24 35.59 | +63 58 28.4 | 15.60 ± 0.07 | 14.06 ± 0.06 | -0.343 ± 0.064 | -0.260 ± 0.048 | 32 | — | T2 | 13 ± 1 | 26 ± 6 | — | 2000.2 |
| 2MASS J1326201-272937 | 36 | 13 26 20.09 | -27 29 37.0 | 15.85 ± 0.07 | 13.85 ± 0.05 | -0.364 ± 0.016 | -0.016 ± 0.014 | 10 | L5 | — | 24 ± 2 | 41 ± 4 | — | 1999.2 |
| SDSSp J132629.82-003831.5 | 30 | 13 26 29.81 | -00 38 31.4 | 16.37 ± 0.06 ^c | 14.17 ± 0.06 ^c | -0.226 ± 0.006 | -0.107 ± 0.006 | 44 | L8 | L5.5 | 20.0 ± 2.6 ^d | 23.8 ± 3.2 | — | 1999.1 |
| 2MASSW J1328550+211449 | 46 | 13 28 55.03 | +21 14 48.6 | 16.19 ± 0.11 | 14.27 ± 0.08 | 0.219 ± 0.002 | -0.428 ± 0.002 | 15 | L5 | — | 32.3 ± 4.0 ^h | 73.6 ± 9.0 | — | 1999.4 |
| 2MASS J13290099-4147133 | 36 | 13 29 00.99 | -41 47 13.3 | 13.65 ± 0.02 | 12.27 ± 0.02 | 0.231 ± 0.013 | -0.280 ± 0.017 | 19 | M9 | — | 27 ± 2 | 47 ± 4 | — | 1999.4 |
| 2MASS J13300232-0453202 | 19 | 13 30 02.32 | -04 53 20.2 | 13.34 ± 0.03 | 12.24 ± 0.03 | -0.079 ± 0.009 | -0.007 ± 0.009 | 9 | M8 | — | 27 ± 2 | 10 ± 1 | — | 1999.4 |
| 2MASS J13313310+3407583 | 83 | 13 31 33.10 | +34 07 58.3 | 14.33 ± 0.03 | 12.89 ± 0.02 | -0.353 ± 0.019 | -0.169 ± 0.018 | 10 | L0 | — | 33 ± 2 | 62 ± 5 | — | 2000.3 |
| SDSS J133148.92-011651.4 | 40 | 13 31 48.94 | -01 16 50.0 | 15.48 ± 0.06 ^c | 14.12 ± 0.06 ^c | -0.407 ± 0.019 | -1.030 ± 0.014 | 10 | L6 | L8 | 23 ± 2 | 119 ± 11 | UBL | 1999.1 |
| 2MASS J13322442-0441126 | 19 | 13 32 24.42 | -04 41 12.6 | 12.37 ± 0.03 | 11.28 ± 0.02 | 0.08 ± 0.09 | 0.05 ± 0.08 | 36 | M7.5 | — | 19 ± 2 | 9 ± 9 | — | 1999.1 |
| 2MASS J1332286+263508 | 47 | 13 32 28.63 | +26 35 07.9 | 16.08 ± 0.09 | 14.35 ± 0.08 | -0.152 ± 0.012 | 0.041 ± 0.017 | 10 | L2 | — | 57 ± 4 | 42 ± 5 | — | 1997.5 |
| 2MASSW J1334062+194034 | 46 | 13 34 06.23 | +19 40 35.1 | 15.48 ± 0.06 | 14.00 ± 0.05 | -0.058 ± 0.012 | 0.098 ± 0.016 | 10 | L1.5 | — | 46 ± 3 | 25 ± 4 | — | 1997.4 |
| 2MASS J13364062+3743230 | 20 | 13 36 40.62 | +37 43 23.0 | 14.41 ± 0.03 | 13.10 ± 0.02 | -0.200 ± 0.009 | -0.060 ± 0.014 | 10 | L1 | — | 30 ± 2 | 30 ± 2 | — | 1998.3 |
| 2MASS J13373116+4938367 | 20 | 13 37 31.16 | +49 38 36.7 | 13.77 ± 0.03 | 12.58 ± 0.03 | 0.039 ± 0.016 | 0.049 ± 0.025 | 19 | L0 | — | 26 ± 3 | 8 ± 3 | — | 1999.4 |
| 2MASSW J1338261+414034 | 47 | 13 38 26.15 | +41 40 34.2 | 14.22 ± 0.03 | 12.77 ± 0.02 | -0.153 ± 0.024 | -0.311 ± 0.025 | 10 | L2.5 | — | 22 ± 2 | 37 ± 4 | — | 1998.3 |
| 2MASS J13384944+0437315 | 83 | 13 38 49.44 | +04 37 31.5 | 14.16 ± 0.03 | 12.74 ± 0.03 | 0.112 ± 0.014 | -0.224 ± 0.013 | 10 | L1 | — | 27 ± 2 | 32 ± 3 | — | 2000.2 |
| 2MASS J13392651-1755053 | 19 | 13 39 26.51 | -17 55 05.3 | 13.47 ± 0.03 | 12.32 ± 0.03 | -0.190 ± 0.020 | -0.070 ± 0.020 | 9 | M7.5 | — | 31 ± 3 | 30 ± 4 | — | 1999.3 |
| 2MASS J13411160-3052505 | 83 | 13 41 11.60 | -30 52 50.5 | 14.61 ± 0.03 | 13.08 ± 0.03 | 0.030 ± 0.013 | -0.134 ± 0.015 | 19 | L3 | — | 24 ± 2 | 16 ± 2 | — | 1999.3 |
| SDSS J134203.11+134022.2 | 18 | 13 42 03.11 | +13 40 22.2 | 17.03 ± 0.06 ^a | 15.16 ± 0.06 ^a | 0.000 ± 0.019 | -0.027 ± 0.019 | 19 | — | L5.5 | 40 ± 4 | 5 ± 4 | — | 1999.0 |
| 2MASSW J1342236+175156 | 46 | 13 42 23.62 | +17 51 55.8 | 16.14 ± 0.08 | 14.59 ± 0.09 | -0.070 ± 0.011 | -0.002 ± 0.008 | 10 | L2.5 | — | 54 ± 4 | 18 ± 3 | — | 1999.0 |
| 2MASSW J1343167+394508 | 47 | 13 43 16.70 | +39 45 08.7 | 16.16 ± 0.07 | 14.15 ± 0.05 | -0.343 ± 0.031 | 0.116 ± 0.025 | 10 | L5 | — | 27 ± 2 | 47 ± 6 | — | 1998.3 |
| 2MASS J13435275-3851385 | 74 | 13 43 52.75 | -38 51 38.5 | 13.83 ± 0.03 | 12.71 ± 0.02 | -0.044 ± 0.014 | -0.016 ± 0.018 | 19 | M8 | — | 34 ± 3 | 8 ± 2 | — | 1999.3 |
| SDSSp J134646.45-003150.4 | 103 | 13 46 46.34 | -00 31 50.1 | 16.00 ± 0.10 | 15.77 ± 0.27 | -0.503 ± 0.003 | -0.114 ± 0.002 | 43 | T7 | T6.5 | 14.6 ± 0.5 ^o | 35.8 ± 1.4 | — | 2000.1 |
| 2MASS J13475911-7610054 | 45 | 13 47 59.11 | -76 10 05.4 | 13.79 ± 0.03 | 12.55 ± 0.03 | 0.203 ± 0.005 | 0.038 ± 0.020 | 19 | L0 | L0 | 26 ± 3 | 25 ± 3 | — | 2001.2 |
| DENIS-P J1347590-761005 | 75 | 13 47 59.11 | -76 10 05.4 | 13.79 ± 0.03 | 12.55 ± 0.03 | 0.203 ± 0.005 | 0.038 ± 0.020 | 19 | L0 | — | 26 ± 3 | 25 ± 3 | — | 2000.2 |
| 2MASS J13480100-0304328 | 74 | 13 48 01.00 | -03 04 32.8 | 12.74 ± 0.03 | 11.66 ± 0.03 | 0.191 ± 0.020 | -0.408 ± 0.020 | 19 | M7 | — | 25 ± 3 | 54 ± 7 | — | 1999.5 |
| 2MASS J13484591+0353545 | 83 | 13 48 45.91 | +03 53 54.5 | 14.63 ± 0.03 | 13.23 ± 0.04 | 0.207 ± 0.023 | -0.356 ± 0.011 | 10 | L1 | — | 34 ± 4 | 66 ± 9 | — | 2000.2 |
| 2MASS J13564148+4342587 | 84 | 13 56 41.48 | +43 42 58.7 | 11.71 ± 0.02 | 10.65 ± 0.02 | -0.46 ± 0.07 | 0.07 ± 0.07 | 36 | M7 | — | 16 ± 2 | 34 ± 7 | — | 1999.3 |
| 2MASS J13571237+1428398 | 21 | 13 57 12.37 | +14 28 39.8 | 15.58 ± 0.06 | 13.88 ± 0.04 | 0.069 ± 0.052 | -0.006 ± 0.053 | 19 | — | L4 | 32 ± 13 | 10 ± 9 | — | 2000.0 |
| 2MASS J13571497-1438529 | 77 | 13 57 14.97 | -14 38 52.9 | 12.87 ± 0.03 | 11.74 ± 0.03 | -0.038 ± 0.010 | -0.106 ± 0.009 | 9 | M7 | — | 27 ± 3 | 14 ± 2 | — | 1998.3 |
| SDSS J135852.68+374711.9 | 18 | 13 58 52.69 | +37 47 13.7 | 16.43 ± 0.06 ^a | 16.57 ± 0.10 ^a | -0.010 ± 0.013 | -0.411 ± 0.016 | 19 | — | T4.5 | 26 ± 12 | 51 ± 24 | — | 1998.3 |
| SDSS J135923.99+472843.2 | 54 | 13 59 24.03 | +47 28 43.1 | 17.11 ± 0.06 ^c | 15.35 ± 0.06 ^c | -0.144 ± 0.010 | 0.034 ± 0.014 | 19 | — | L8.5 | 28 ± 3 | 20 ± 2 | — | 1999.3 |
| 2MASS J13595510-4034582 | 83 | 13 59 55.10 | -40 34 58.2 | 13.65 ± 0.03 | 12.57 ± 0.03 | 0.038 ± 0.011 | -0.485 ± 0.015 | 19 | L1 | — | 21 ± 1 | 49 ± 4 | — | 1999.3 |
| SDSS J140023.12+433822.3 | 18 | 14 00 23.20 | +43 38 22.2 | 16.30 ± 0.06 ^a | 14.49 ± 0.06 ^a | -0.235 ± 0.020 | 0.012 ± 0.028 | 19 | — | L7 | 23 ± 7 | 26 ± 8 | — | 1999.3 |
| 2MASS J14022235+0648479 | 74 | 14 02 22.35 | +06 48 47.9 | 13.72 ± 0.03 | 12.51 ± 0.03 | 0.056 ± 0.021 | -0.006 ± 0.021 | 19 | M9 | — | 28 ± 2 | 8 ± 3 | — | 2000.2 |
| SDSS J140231.75+014830.3 | 40 | 14 02 31.75 | +01 48 30.1 | 15.45 ± 0.06 | 14.18 ± 0.07 | -0.232 ± 0.014 | 0.008 ± 0.011 | 10 | L1 | — | 49 ± 3 | 54 ± 5 | — | 2000.2 |
| SDSS J140255.66+080055.2 | 18 | 14 02 55.64 | +08 00 55.3 | 17.04 ± 0.06 ^a | 15.70 ± 0.06 ^a | 0.065 ± 0.021 | -0.098 ± 0.022 | 19 | — | T1 | 29 ± 1 | 16 ± 3 | — | 2000.2 |
| 2MASS J14032232+3007547 | 33 | 14 03 22.32 | +30 07 54.7 | 12.68 ± 0.02 | 11.60 ± 0.02 | -0.81 ± 0.03 | 0.00 ± 0.07 | 36 | M8.5 | — | 19 ± 1 | 73 ± 6 | — | 1999.3 |
| SDSS J140441.68+023550.1 | 40 | 14 04 41.67 | +02 35 50.1 | 15.60 ± 0.06 | 14.53 ± 0.10 | 0.054 ± 0.017 | -0.248 ± 0.013 | 10 | L1 | — | 53 ± 3 | 63 ± 5 | — | 2000.2 |
| 2MASS J14044495+4634297 | 20 | 14 04 44.95 | +46 34 29.7 | 14.34 ± 0.03 | 13.06 ± 0.03 | -0.231 ± 0.030 | 0.143 ± 0.026 | 10 | L0 | — | 33 ± 4 | 43 ± 7 | — | 1999.3 |
| 2MASS J14044941-3159329 | 63 | 14 04 49.41 | -31 59 32.9 | 15.58 ± 0.06 | 14.54 ± 0.10 | -0.349 ± 0.030 | 0.032 ± 0.006 | 32 | — | T2.5 | 15 ± 1 | 25 ± 3 | — | 2001.1 |
| 2MASS J14075361+1241099 | 83 | 14 07 53.61 | +12 41 09.9 | 15.38 ± 0.06 | 13.60 ± 0.04 | -0.312 ± 0.019 | 0.082 ± 0.019 | 10 | L5 | — | 21 ± 2 | 33 ± 4 | — | 2000.0 |
| 2MASS J14090310-3357565 | 49 | 14 09 03.10 | -33 57 56.5 | 14.25 ± 0.03 | 12.87 ± 0.03 | 0.089 ± 0.012 | 0.047 ± 0.014 | 19 | L2 | — | 24 ± 2 | 12 ± 2 | — | 1999.3 |
| 2MASSW J1411175+393636 | 47 | 14 11 17.35 | +39 36 36.3 | 14.64 ± 0.03 | 13.24 ± 0.04 | -0.911 ± 0.015 | 0.137 ± 0.016 | 10 | L1.5 | — | 32 ± 2 | 138 ± 10 | — | 2000.3 |
| 2MASS J1412131-2119503 | 19 | 14 11 21.31 | -21 19 50.3 | 12.44 ± 0.02 | 11.33 ± 0.02 | 0.0 ± 0.2 | 0.1 ± 0.2 | 25 | M9 | — | 16 ± 1 | 7 ± 7 | — | 1998.4 |
| 2MASS J14122688+2354108 | 20 | 14 12 22.68 | +23 54 10.8 | 13.73 ± 0.03 | 12.65 ± 0.02 | -0.175 ± 0.036 | 0.068 ± 0.039 | 19 | M9 | — | 29 ± 4 | 26 ± 6 | — | 2000.2 |
| 2MASSW J1412244+163312 | 47 | 14 12 24.49 | +16 33 11.5 | 13.89 ± 0.03 | 12.52 ± 0.03 | 0.029 ± 0.016 | -0.080 ± 0.030 | 10 | L0.5 | — | 25 ± 2 | 10 ± 4 | — | 2000.0 |
| 2MASS J14135981-0457483 | 19 | 14 13 59.81 | -04 57 48.3 | 13.41 ± 0.03 | 12.24 ± 0.03 | -0.190 ± 0.050 | -0.060 ± 0.040 | 9 | M8 | — | 28 ± 2 | 27 ± 7 | — | 1999.1 |
| SDSS J141530.05+572428.7 | 18 | 14 15 30.03 | +57 24 30.0 | 16.72 ± 0.06 ^a | 15.49 ± 0.06 ^a | 0.043 ± 0.013 | -0.345 ± 0.025 | 19 | — | T3 | 22 ± 7 | 36 ± 12 | — | 1999.1 |

Table 3—Continued

| Source Name (1) | Ref. (2) | RA (J2000) (3) | DEC (J2000) (4) | 2MASS J (mag) (5) | 2MASS K_s (mag) (6) | $\mu_{\alpha} \cos(\delta)$ ($''/yr$) (7) | μ_{δ} ($''/yr$) (8) | μ Ref. (9) | SpT (opt) (10) | SpT (IR) (11) | Distance (pc) (13) | V_{tan} ($km\ s^{-1}$) (14) | Note ^F (15) |
|-------------------------------|-------------|----------------------|-----------------------|---------------------------|-----------------------------|---|--------------------------------------|-------------------|----------------------|---------------------|--------------------------|---------------------------------------|---------------------------|
| SDSS J141659.78+500626.4 | 18 | 14 16 59.87 | +50 06 25.8 | 16.94 ± 0.06 ^a | 15.38 ± 0.06 ^a | -0.297 ± 0.013 | 0.188 ± 0.021 | 19 | — | L5.5 | 44 ± 31 | 74 ± 51 | — |
| 2MASS J14193867-3136519 | 74 | 14 19 38.67 | -31 36 51.9 | 13.49 ± 0.02 | 12.35 ± 0.02 | -0.041 ± 0.018 | 0.028 ± 0.021 | 19 | M7 | — | 36 ± 4 | 8 ± 3 | — |
| 2MASS J14211873-1618201 | 36 | 14 21 18.73 | -16 18 20.1 | 12.76 ± 0.02 | 11.67 ± 0.03 | -0.230 ± 0.020 | -0.070 ± 0.020 | 9 | M7.5 | — | 23 ± 2 | 26 ± 3 | — |
| 2MASSW J1421314+182740 | 33 | 14 21 31.45 | +18 27 40.7 | 13.23 ± 0.02 | 11.94 ± 0.02 | -0.75 ± 0.04 | -0.17 ± 0.03 | 36 | L0 | — | 20 ± 1 | 73 ± 6 | — |
| SDSS J142227.25+221557.1 | 18 | 14 22 27.20 | +22 15 57.5 | 17.01 ± 0.06 ^a | 15.67 ± 0.06 ^a | 0.047 ± 0.019 | -0.054 ± 0.020 | 19 | — | L6.5 | 42 ± 14 | 14 ± 6 | UBL |
| GD 165B | 2 | 14 24 39.09 | +09 17 10.4 | 15.69 ± 0.08 | 14.17 ± 0.10 | -0.2182 ± — | -0.1260 ± — | 46 | L4 | L3 | 31.5 ± 2.5 ^p | 37.7 ± 3.0 | VLMC |
| LSR 1425+7102 | 110 | 14 25 05.03 | +71 02 09.6 | 14.83 ± 0.04 | 14.34 ± 0.096 | -0.62 ± — | -0.17 ± — | 47 | sdM8 | — | 65 ± — | 197 ± — | — |
| DENIS-P J142527.97-365023.4 | 44 | 14 25 27.98 | -36 50 22.9 | 13.75 ± 0.03 | 11.81 ± 0.03 | -0.268 ± 0.015 | -0.473 ± 0.019 | 19 | — | L5 | 9 ± 1 | 24 ± 2 | — |
| 2MASS J14263161+1557012 | 33 | 14 26 31.61 | +15 57 01.2 | 12.91 ± 0.02 | 11.73 ± 0.02 | 0.108 ± 0.019 | -0.056 ± 0.019 | 29 | M9 | — | 26 ± 5 ^{cc} | 15 ± 4 | CB |
| 2MASS J14283132+5923354 | 74 | 14 28 31.32 | +59 23 35.4 | 14.78 ± 0.04 | 13.27 ± 0.03 | -0.25 ± 0.17 | -0.09 ± 0.15 | 36 | L4 | — | 22 ± 2 | 28 ± 18 | — |
| 2MASS J14284323+3310391 | 57 | 14 28 43.23 | +33 10 39.1 | 11.99 ± 0.02 | 10.74 ± 0.02 | -0.3457 ± 0.0002 | -0.7079 ± 0.0004 | 33 | M9 | — | 11.0 ± 0.2 ^k | 41.2 ± 0.6 | — |
| IRAC J142950.8+333011 | 95 | 14 29 50.80 | +33 30 11.0 | < 16.88 | < 16.99 | -0.003 ± — | -0.100 ± — | 38 | T5 | T4.5 | 32 ± 13 | 15 ± 8 | — |
| 2MASS J1430435+291540 | 105 | 14 30 43.58 | +29 15 40.5 | 14.27 ± 0.03 | 12.77 ± 0.03 | -0.185 ± 0.020 | 0.142 ± 0.016 | 10 | L2 | L0.5 | 29 ± 2 ^{hh} | 33 ± 3 | CB |
| SDSS J143065.90+001352.1 | 40 | 14 30 55.89 | +00 13 52.3 | 16.29 ± 0.11 | 14.98 ± 0.13 | 0.058 ± 0.024 | -0.036 ± 0.012 | 10 | L0 | — | 82 ± 5 | 26 ± 9 | — |
| SDSS J143211.74-005900.8 | 54 | 14 32 11.75 | -00 59 00.6 | 17.12 ± 0.10 ^c | 15.49 ± 0.10 ^c | -0.009 ± 0.020 | -0.032 ± 0.017 | 10 | — | L4.5 | 58 ± 6 | 9 ± 5 | — |
| 2MASS J14345819-2335572 | 15 | 14 34 58.19 | -23 35 57.2 | 12.93 ± 0.02 | 11.87 ± 0.03 | -0.306 ± 0.030 | 0.051 ± 0.005 | 11 | M7 | — | 27 ± 3 | 40 ± 6 | — |
| SDSS J143517.20-004612.9 | 40 | 14 35 17.20 | -00 46 13.0 | 16.48 ± 0.10 | 15.32 ± 0.18 | 0.022 ± 0.009 | 0.010 ± 0.006 | 44 | L0 | — | 102 ± 74 ^q | 12 ± 10 | — |
| SDSS J143535.72-004347.1 | 40 | 14 35 35.72 | -00 43 47.1 | 16.53 ± 0.06 ^c | 15.15 ± 0.06 ^c | 0.022 ± 0.005 | -0.105 ± 0.009 | 44 | L3 | L2.5 | 62 ± 264 | 32 ± 13 | — |
| 2MASS J14360977+2900350 | 19 | 14 36 09.77 | +29 00 35.0 | 13.30 ± 0.02 | 12.17 ± 0.02 | -0.098 ± 0.018 | 0.068 ± 0.021 | 19 | M8.5 | — | 25 ± 4 | 9 ± 6 | — |
| 2MASS J14380829+6408363 | 19 | 14 38 08.29 | +64 08 36.3 | 12.99 ± 0.02 | 11.65 ± 0.02 | 0.64 ± 0.06 | -0.20 ± 0.04 | 36 | M9.5 | — | 18 ± 1 | 38 ± 6 | — |
| 2MASS J14384542+5559134 | 19 | 14 38 45.42 | +55 59 13.4 | 13.09 ± 0.02 | 12.03 ± 0.02 | -0.062 ± 0.015 | -0.059 ± 0.027 | 19 | M7 | — | 30 ± 7 | 12 ± 4 | — |
| 2MASSW J1438549-130910 | 47 | 14 38 54.98 | -13 09 10.3 | 15.49 ± 0.06 | 13.86 ± 0.05 | 0.161 ± 0.022 | -0.017 ± 0.016 | 10 | L3 | — | 37 ± 7 | 28 ± 6 | — |
| LHS377 | 110 | 14 39 00.31 | +18 39 38.8 | 13.19 ± 0.03 | 12.48 ± 0.03 | -0.03 ± — | -1.22 ± — | 47 | sdM7 | — | 35 ± — | 208 ± — | — |
| 2MASSW J1439284+192915 | 46 | 14 39 28.36 | +19 29 14.9 | 12.76 ± 0.02 | 11.55 ± 0.02 | -1.2298 ± 0.0007 | 0.407 ± 0.002 | 15 | L1 | — | 14.4 ± 0.1 ^h | 88.2 ± 0.6 | — |
| SDSS J143933.44+031759.2 | 40 | 14 39 33.43 | +03 17 59.1 | 15.99 ± 0.10 | 14.81 ± 0.13 | -0.006 ± 0.021 | 0.019 ± 0.016 | 10 | L1 | — | 63 ± 4 | 6 ± 5 | — |
| 2MASSW J1439409+182637 | 46 | 14 39 40.92 | +18 26 36.9 | 16.22 ± 0.10 | 14.54 ± 0.10 | -0.013 ± 0.018 | 0.001 ± 0.025 | 10 | L1 | — | 70 ± 5 | 4 ± 6 | — |
| SDSSp J144001.82+002145.8 | 30 | 14 40 01.80 | +00 21 45.7 | 15.95 ± 0.08 | 14.60 ± 0.09 | -0.074 ± 0.018 | 0.037 ± 0.018 | 10 | L1 | — | 62 ± 4 | 24 ± 5 | — |
| SDSS J144016.20+002638.9 | 40 | 14 40 16.22 | +00 26 39.0 | 16.05 ± 0.06 ^c | 14.67 ± 0.06 ^c | -0.006 ± 0.021 | 0.004 ± 0.021 | 19 | L3 | L1 | 48 ± 4 | 2 ± 5 | — |
| 2MASS J14402293+1339230 | 20 | 14 40 22.93 | +13 39 23.0 | 12.40 ± 0.02 | 11.34 ± 0.02 | -0.146 ± 0.010 | -0.340 ± 0.010 | 28 | M8 | — | 18 ± 1 | 28 ± 2 | — |
| 2MASS J14410457+2719323 | 20 | 14 41 04.57 | +27 19 32.3 | 12.99 ± 0.02 | 11.98 ± 0.02 | 0.089 ± 0.030 | -0.053 ± 0.034 | 19 | M7 | — | 29 ± 7 | 14 ± 5 | — |
| SDSS J144128.52+504600.4 | 18 | 14 41 28.46 | +50 46 00.5 | 16.98 ± 0.06 ^a | 15.21 ± 0.06 ^a | 0.077 ± 0.013 | -0.109 ± 0.021 | 19 | — | L3 | 73 ± 13 | 46 ± 11 | — |
| DENIS-P J1441-0945, G 124-62B | 65 | 14 41 37.16 | -09 45 59.0 | 14.02 ± 0.03 | 12.66 ± 0.03 | -0.198 ± 0.003 | -0.016 ± 0.004 | 12 | L0.5 | — | 27.5 ± 2.7 ^f | 25.9 ± 2.6 | CB |
| G 239-25 B | 38 | 14 42 21.75 | +66 03 19.8 | 11.51 ± 0.03 | 10.33 ± 0.07 | -0.311 ± 0.011 | -0.059 ± 0.012 | 34 | — | L0 | 9.9 ± 1.3 ^l | 14.8 ± 2.0 | VLMC |
| SSSPM 1444-2019 | 110 | 14 42 20.67 | -20 19 22.3 | 12.50 ± 0.03 | 11.91 ± 0.03 | -2.919 ± 0.009 | -1.950 ± 0.005 | 47 | d/sdM9 | — | 20 ± — | 333 ± — | — |
| SDSSp J144600.60+002452.0 | 32 | 14 46 00.61 | +00 24 51.9 | 15.89 ± 0.08 | 13.94 ± 0.05 | 0.180 ± 0.007 | -0.066 ± 0.004 | 44 | L6 | L5 | 22.0 ± 1.6 ^q | 19.9 ± 1.6 | — |
| 2MASS J14480337+1554149 | 19 | 14 48 03.37 | +15 54 14.9 | 12.48 ± 0.02 | 11.48 ± 0.02 | -0.536 ± 0.019 | 0.118 ± 0.019 | 29 | M7 | — | 22 ± 3 | 58 ± 7 | — |
| 2MASSW J1448256+103159 | 105 | 14 48 25.63 | +10 31 59.0 | 14.56 ± 0.03 | 12.68 ± 0.03 | 0.262 ± 0.022 | -0.120 ± 0.022 | 19 | — | L3.5 | 22 ± 2 | 30 ± 4 | — |
| 2MASSW J1449378+235537 | 47 | 14 49 37.84 | +23 55 37.8 | 15.82 ± 0.08 | 14.31 ± 0.09 | 0.050 ± 0.013 | 0.027 ± 0.024 | 10 | L0 | — | 64 ± 4 ^y | 17 ± 5 | CB |
| G1 564B, HD 130948B | 79 | 14 50 16.00 | +23 54 41.8 | < 13.90 | < 12.30 | 0.1447 ± 0.0008 | 0.0324 ± 0.0007 | 34 | — | L4 | 17.9 ± 0.3 ^l | 12.6 ± 0.2 | CB |
| G1 564C, HD 130948C | 79 | 14 50 16.00 | +23 54 41.8 | < 14.20 | < 12.60 | 0.1447 ± 0.0008 | 0.0324 ± 0.0007 | 34 | — | L4 | 17.9 ± 0.3 ^l | 12.6 ± 0.2 | CB |
| 2MASS J14532303+1545081 | 20 | 14 53 23.03 | +15 43 08.1 | 13.26 ± 0.02 | 12.21 ± 0.03 | -0.011 ± 0.018 | 0.028 ± 0.018 | 19 | M7.5 | — | 28 ± 6 | 4 ± 3 | — |
| DENIS-P J1454078-660447 | 75 | 14 54 07.97 | -66 04 47.6 | 13.06 ± 0.02 | 11.72 ± 0.03 | -0.376 ± 0.004 | -0.376 ± 0.004 | 35 | — | — | 11 ± 2 | 33 ± 6 | — |
| 2MASS J14560135-2747374 | 19 | 14 56 01.35 | -27 47 37.4 | 13.25 ± 0.03 | 12.19 ± 0.02 | -0.244 ± 0.008 | -0.784 ± 0.027 | 16 | M9 | — | 23 ± 1 | 89 ± 7 | — |
| 2MASS J14563831-2809473 | 19 | 14 56 38.31 | -28 09 47.3 | 9.97 ± 0.03 | 8.93 ± 0.03 | -0.485 ± 0.004 | -0.846 ± 0.003 | 13 | M7 | — | 6.9 ± 0.2 ^f | 31.8 ± 0.7 | — |
| Gliese 570D | 8 | 14 57 14.96 | -21 21 47.7 | 15.32 ± 0.05 | 15.24 ± 0.16 | 1.034 ± 0.002 | -1.726 ± 0.001 | 34 | T7 | T7.5 | 5.9 ± 0.1 ^l | 56.4 ± 0.6 | VLMC |
| 2MASS J14573965+4517167 | 33 | 14 57 39.65 | +45 17 16.7 | 13.12 ± 0.02 | 11.93 ± 0.02 | -0.191 ± 0.019 | 0.100 ± 0.019 | 29 | M9 | — | 22 ± 1 | 22 ± 2 | — |
| 2MASS J14582453+2839580 | 74 | 14 58 24.53 | +28 39 58.0 | 13.08 ± 0.02 | 11.85 ± 0.02 | -0.109 ± 0.024 | -0.432 ± 0.028 | 19 | M8 | — | 24 ± 4 | 51 ± 9 | — |
| 2MASS J15004572+4219448 | 74 | 15 00 45.72 | +42 19 44.8 | 13.78 ± 0.03 | 12.65 ± 0.02 | 0.136 ± 0.011 | -0.065 ± 0.015 | 19 | M9 | — | 29 ± 4 | 21 ± 3 | — |

Table 3—Continued

| Source Name (1) | Ref. (2) | RA (J2000) (3) | DEC (J2000) (4) | 2MASS J (mag) (5) | 2MASS K_s (mag) (6) | $\mu_{\alpha \cos(\delta)}$ ($''/yr$) (7) | μ_{δ} ($''/yr$) (8) | μ Ref. (9) | SpT (opt) (10) | SpT (IR) (11) | Distance (pc) (13) | V_{tan} ($km\ s^{-1}$) (14) | Note ^f (15) |
|-----------------------------|-------------|----------------------|-----------------------|---------------------------|-----------------------------|---|--------------------------------------|-------------------|----------------------|---------------------|--------------------------|---------------------------------------|---------------------------|
| 2MASS J15010818+2250020 | 102 | 15 01 08.18 | +22 50 02.0 | 11.87 ± 0.02 | 10.71 ± 0.02 | -0.0246 ± 0.0003 | -0.0579 ± 0.0004 | 15 | M9 | — | 10.6 ± 0.1 ^h | 3.2 ± 0.0 | — |
| SDSS J150240.80+613815.5 | 40 | 15 02 40.82 | +61 38 15.8 | 16.35 ± 0.12 | 15.39 ± 0.21 | -0.098 ± 0.010 | 0.036 ± 0.022 | 19 | L1 | — | 74 ± 10 | 37 ± 6 | — |
| 2MASS J15031961+2525196 | 11 | 15 03 19.61 | +25 25 19.6 | 13.82 ± 0.06 | 14.11 ± 0.06 ^c | 0.009 ± 0.017 | 0.021 ± 0.018 | 10 | T6 | T5 | 7 ± 1 | 1 ± 1 | — |
| 2MASS J15041621+2355564 | 57 | 15 04 16.21 | -23 55 56.4 | 12.01 ± 0.03 | 11.03 ± 0.03 | -0.305 ± 0.029 | -0.119 ± 0.011 | 17 | M7.5 | — | 16 ± 2 | 25 ± 3 | — |
| 2MASSW J1506544+132106 | 33 | 15 06 54.41 | +13 21 06.0 | 13.37 ± 0.02 | 11.74 ± 0.02 | -1.087 ± 0.013 | -0.014 ± 0.011 | 10 | L3 | — | 14 ± 1 | 71 ± 6 | — |
| 2MASS J1507279+2000431 | 19 | 15 07 27.9 | -20 00 43.1 | 11.71 ± 0.02 | 10.66 ± 0.02 | 0.104 ± 0.003 | -0.071 ± 0.002 | 2 | M7.5 | — | 22.8 ± 0.6 ^e | 13.6 ± 0.1 | — |
| 2MASSW J1507476+162738 | 82 | 15 07 47.69 | -16 27 38.6 | 12.83 ± 0.03 | 11.31 ± 0.03 | -0.161 ± 0.002 | -0.885 ± 0.0006 | 15 | L5 | L5.5 | 7.33 ± 0.03 ^h | 31.4 ± 0.1 | — |
| 2MASS J15101685+0241078 | 36 | 15 10 16.85 | -02 41 07.8 | 12.61 ± 0.02 | 11.35 ± 0.02 | -0.405 ± 0.012 | 0.024 ± 0.006 | 41 | M9 | — | 16.6 ± 1.3 ^o | 32.0 ± 2.7 | — |
| 2MASS J15104761+2818234 | 36 | 15 10 47.61 | -28 18 23.4 | 14.01 ± 0.03 | 12.79 ± 0.03 | 0.1 ± 0.2 | 0.1 ± 0.2 | 25 | M9 | — | 32 ± 2 | 14 ± 15 | — |
| 2MASS J15104786+2818174 | 36 | 15 10 47.86 | -28 18 17.4 | 12.84 ± 0.03 | 11.69 ± 0.03 | -0.10 ± 0.18 | 0.00 ± 0.30 | 36 | M9 | — | 19 ± 1 | 9 ± 16 | — |
| SDSS J151114.66+060742.9 | 18 | 15 11 14.66 | +06 07 43.1 | 16.01 ± 0.06 ^a | 14.51 ± 0.06 ^a | -0.252 ± 0.021 | -0.256 ± 0.021 | 19 | — | T0 | 18 ± 3 | 30 ± 5 | — |
| 2MASS J15123329+1032414 | 74 | 15 12 33.29 | -10 32 41.4 | 13.16 ± 0.03 | 12.02 ± 0.03 | -0.040 ± 0.020 | -0.037 ± 0.019 | 9 | M8 | — | 25 ± 2 | 6 ± 2 | — |
| 2MASS J15124058+3403501 | 21 | 15 12 40.58 | +34 03 50.1 | 15.04 ± 0.04 | 13.43 ± 0.04 | 0.228 ± 0.010 | -0.010 ± 0.012 | 19 | — | L1 | 41 ± 11 | 44 ± 12 | — |
| 2MASSW J1515008+484742 | 105 | 15 15 00.83 | +48 47 41.6 | 14.11 ± 0.03 | 12.50 ± 0.02 | -0.950 ± 0.021 | -1.471 ± 0.021 | 10 | L6 | L6 | 11 ± 1 | 89 ± 8 | — |
| SDSS J151506.11+443648.3 | 18 | 15 15 06.07 | +44 36 48.3 | 16.69 ± 0.06 ^a | 14.88 ± 0.06 ^a | 0.075 ± 0.019 | -0.020 ± 0.027 | 19 | — | L7.5 | 25 ± 11 | 9 ± 5 | — |
| SDSS J151603.03+025928.9 | 54 | 15 16 03.03 | +02 59 29.2 | 17.06 ± 0.10 ^c | 15.34 ± 0.10 ^c | -0.048 ± 0.022 | -0.174 ± 0.022 | 19 | — | T0 | 26 ± 1 | 22 ± 3 | — |
| SDSS J151643.01+305344.4 | 18 | 15 16 43.06 | +30 53 44.3 | 16.97 ± 0.06 ^a | 15.10 ± 0.06 ^a | -1.132 ± 0.021 | 0.004 ± 0.024 | 19 | — | T0.5 | 23 ± 3 | 14 ± 3 | — |
| 2MASS J15200224+4422419A | 45 | 15 20 02.24 | -44 22 41.9 | 13.55 ± 0.04 | 12.27 ± 0.03 | -0.63 ± 0.03 | -0.37 ± 0.02 | 6 | — | L1.5 | 19 ± 1 ^v | 66 ± 5 | CB |
| 2MASS J15200224+4422419B | 45 | 15 20 02.24 | -44 22 41.9 | 14.70 ± 0.07 | 13.22 ± 0.04 | -0.63 ± 0.03 | -0.37 ± 0.02 | 6 | — | L4.5 | 19 ± 2 ^v | 66 ± 7 | CB |
| SDSS J152039.82+354619.8 | 18 | 15 20 39.74 | +35 46 21.0 | 15.65 ± 0.06 ^a | 14.01 ± 0.06 ^a | 0.279 ± 0.023 | -0.386 ± 0.028 | 19 | — | T0 | 14 ± 2 | 32 ± 4 | — |
| 2MASS J15210103+5053230 | 19 | 15 21 01.03 | +50 53 23.0 | 12.01 ± 0.02 | 10.92 ± 0.02 | 0.07 ± 0.06 | -0.21 ± 0.08 | 36 | M7.5 | — | 16 ± 2 | 17 ± 7 | — |
| SDSS J152103.24+013142.7 | 54 | 15 21 03.27 | +01 31 42.6 | 16.27 ± 0.06 ^c | 15.43 ± 0.06 ^c | -0.212 ± 0.019 | 0.084 ± 0.017 | 10 | — | T2 | 24 ± 2 | 26 ± 3 | — |
| 2MASS J15230657+2347526 | 45 | 15 23 06.57 | -23 47 52.6 | 14.20 ± 0.03 | 12.90 ± 0.03 | 0.159 ± 0.013 | 0.159 ± 0.012 | 22 | — | L2.5 | 22 ± 2 | 36 ± 3 | — |
| GI 584C | 47 | 15 23 22.63 | +30 14 56.2 | 16.06 ± 0.10 | 14.35 ± 0.07 | 0.1258 ± 0.0006 | -0.1765 ± 0.0008 | 34 | L8 | L8 | 18.6 ± 0.4 ¹ | 19.1 ± 1.2 | VLMC |
| SDSS J152531.32+581053.1 | 54 | 15 25 31.32 | +58 10 52.5 | 17.04 ± 0.10 ^c | 15.46 ± 0.10 ^c | 0.064 ± 0.015 | 0.044 ± 0.028 | 19 | — | L6.5 | 39 ± 13 | 14 ± 6 | — |
| 2MASS J1526140+204341 | 47 | 15 26 14.05 | +20 43 41.4 | 15.59 ± 0.06 | 13.92 ± 0.05 | -0.207 ± 0.018 | -0.362 ± 0.019 | 19 | L7 | — | 18 ± 3 | 35 ± 6 | — |
| ULAS J153108.89+060111.1 | 45 | 15 31 08.88 | +06 01 11.2 | 16.17 ± 0.19 ^b | 14.40 ± 0.21 ^b | 0.028 ± 0.025 | -0.048 ± 0.025 | 19 | L0 | — | 77 ± 9 | 20 ± 10 | — |
| 2MASS J15311344+1641282 | 21 | 15 31 13.45 | +16 41 28.2 | 15.58 ± 0.06 | 13.80 ± 0.05 | -0.076 ± 0.025 | 0.040 ± 0.026 | 19 | — | L1 | 52 ± 14 | 21 ± 8 | — |
| SDSS J153417.05+161546.1AB | 18 | 15 34 17.11 | +16 15 46.3 | 16.86 ± 0.06 ^a | 15.99 ± 0.06 ^a | -0.066 ± 0.020 | -0.052 ± 0.021 | 19 | — | T3.5 | 36 ± 5 ^{aa} | 14 ± 4 | CB |
| 2MASS J1534498+295227 | 10 | 15 34 49.84 | -29 52 27.4 | 14.88 ± 0.06 ^c | 15.03 ± 0.06 ^c | 0.0959 ± 0.0008 | -0.251 ± 0.002 | 43 | T6 | T5.5 | 13.6 ± 0.2 ^o | 17.3 ± 0.4 | CB |
| SDSS J153453.33+121949.2 | 18 | 15 34 53.25 | +12 19 49.5 | 15.40 ± 0.06 ^a | 13.73 ± 0.06 ^a | 0.177 ± 0.020 | -0.040 ± 0.021 | 19 | — | L4 | 29 ± 17 | 25 ± 15 | — |
| 2MASS J15345704+1418486 | 36 | 15 34 57.04 | -14 18 48.6 | 11.38 ± 0.02 | 10.31 ± 0.02 | -0.915 ± 0.003 | -0.311 ± 0.001 | 2 | M7 | — | 11.1 ± 0.6 ^e | 50.8 ± 0.1 | — |
| 2MASS J15382417+1953116 | 74 | 15 38 24.17 | -19 53 11.6 | 15.93 ± 0.06 | 14.00 ± 0.05 | 0.032 ± 0.019 | -0.061 ± 0.020 | 19 | L6 | — | 21 ± 8 | 7 ± 3 | — |
| 2MASS J15392137+6502364 | 21 | 15 39 21.37 | +65 02 36.4 | 14.60 ± 0.04 | 13.20 ± 0.04 | -0.038 ± 0.011 | 0.038 ± 0.025 | 19 | L1 | L1 | 33 ± 9 | 8 ± 4 | — |
| DENIS-P J153941.96+052042.4 | 44 | 15 39 41.89 | -05 20 42.8 | 13.92 ± 0.03 | 12.58 ± 0.03 | 0.599 ± 0.014 | 0.117 ± 0.015 | 10 | L4 | L2 | 15 ± 1 | 43 ± 4 | — |
| 2MASS J15394442+7437273 | 74 | 15 39 44.42 | +74 37 27.3 | 12.93 ± 0.02 | 11.73 ± 0.02 | -0.04 ± 0.08 | 0.06 ± 0.09 | 36 | M9 | — | 20 ± 1 | 6 ± 9 | — |
| SDSS J154009.36+374230.3 | 18 | 15 40 09.42 | +37 42 31.6 | 16.49 ± 0.06 ^a | 14.65 ± 0.06 ^a | -0.205 ± 0.016 | -0.382 ± 0.020 | 19 | — | L9 | 20 ± 5 | 41 ± 10 | — |
| SDSS J154508.93+355527.3 | 18 | 15 45 09.01 | +35 55 27.1 | 17.12 ± 0.06 ^a | 15.31 ± 0.06 ^a | -0.183 ± 0.016 | 0.063 ± 0.020 | 19 | — | L7.5 | 31 ± 4 | 28 ± 5 | — |
| 2MASS J15460540+3749458 | 33 | 15 46 05.40 | +37 49 45.8 | 12.44 ± 0.02 | 11.41 ± 0.02 | -0.020 ± 0.019 | -0.120 ± 0.019 | 29 | M7.5 | — | 20 ± 2 | 11 ± 2 | — |
| 2MASS J1546291+332511 | 10 | 15 46 27.18 | -33 25 11.1 | 15.63 ± 0.05 | 15.49 ± 0.18 | 0.121 ± 0.002 | 0.190 ± 0.002 | 43 | — | T5.5 | 11.4 ± 0.2 ^o | 12.1 ± 0.4 | — |
| SDSS J154727.23+033636.3 | 40 | 15 47 27.23 | +03 36 36.1 | 16.08 ± 0.07 | 14.27 ± 0.07 | -0.063 ± 0.013 | 0.052 ± 0.017 | 10 | L2 | — | 57 ± 4 | 22 ± 4 | — |
| 2MASS J15474719+2423493 | 83 | 15 47 47.19 | -24 23 49.3 | 13.97 ± 0.03 | 12.74 ± 0.03 | -0.133 ± 0.015 | -0.122 ± 0.016 | 10 | L0 | L0 | 28 ± 3 | 24 ± 4 | — |
| SDSS J154849.02+172235.4 | 18 | 15 48 49.12 | +17 22 35.9 | 16.22 ± 0.06 ^a | 14.53 ± 0.06 ^a | -0.277 ± 0.019 | -0.109 ± 0.019 | 19 | — | L5 | 33 ± 6 | 46 ± 9 | — |
| 2MASS J15485834+1636018 | 45 | 15 48 58.34 | -16 36 01.8 | 13.89 ± 0.03 | 12.64 ± 0.03 | -0.210 ± 0.016 | -0.107 ± 0.017 | 19 | — | L2 | 21 ± 3 | 23 ± 4 | — |
| GQ Lup B | 73 | 15 49 12.09 | -35 39 03.9 | — ^d | 13.10 ± 0.10 ^d | -0.027 ± 0.003 | -0.014 ± 0.001 | 39 | — | L1.5 | 140 ± 25 | 20 ± 4 | YC-VLMC |
| 2MASS J15500845+1455180 | 20 | 15 50 08.45 | +14 55 18.0 | 14.78 ± 0.04 | 13.26 ± 0.04 | 0.105 ± 0.019 | -0.127 ± 0.013 | 10 | L2 | — | 31 ± 5 | 24 ± 4 | — |
| 2MASS J15510662+6457047 | 33 | 15 51 06.62 | +64 57 04.7 | 12.89 ± 0.02 | 11.72 ± 0.02 | -0.220 ± 0.019 | 0.010 ± 0.019 | 29 | M8 | — | 22 ± 2 | 23 ± 3 | — |
| 2MASS J15515237+0941148 | 74 | 15 51 52.37 | +09 41 14.8 | 16.32 ± 0.11 | 14.31 ± 0.06 | -0.070 ± 0.022 | -0.050 ± 0.022 | 19 | L2 | — | 64 ± 10 | 26 ± 8 | LG |

Table 3—Continued

| Source Name (1) | Ref. (2) | RA (J2000) (3) | DEC (J2000) (4) | 2MASS J (mag) (5) | 2MASS K_s (mag) (6) | $\mu_\alpha \cos(\delta)$ ($''/yr$) (7) | μ_δ ($''/yr$) (8) | μ Ref. (9) | SpT (opt) (10) | SpT (IR) (11) | Distance (pc) (13) | V_{torn} (km s^{-1}) (14) | Note ^a (15) | Epoch (16) |
|-----------------------------|-------------|----------------------|-----------------------|---------------------------|-----------------------------|---|------------------------------------|-------------------|----------------------|---------------------|--------------------------|---|---------------------------|---------------|
| 2MASSW J1552591+294849 | 105 | 15 52 59.06 | +29 48 48.5 | 13.48 ± 0.03 | 12.02 ± 0.03 | -0.157 ± 0.020 | -0.051 ± 0.020 | 10 | — | L1 | 20 ± 1 | 16 ± 2 | — | 200 |
| 2MASS J1553022+153236 | 10 | 15 53 02.28 | +15 32 36.9 | 15.66 ± 0.06 ^c | 15.82 ± 0.06 ^c | -0.402 ± 0.017 | 0.171 ± 0.016 | 29 | — | T7 | 12 ± 2 ^u | 25 ± 4 | CB | 199 |
| 2MASS J15531993+1400337 | 33 | 15 53 19.93 | +14 00 33.7 | 13.05 ± 0.02 | 11.82 ± 0.02 | -0.659 ± 0.019 | 0.072 ± 0.019 | 10 | M9 | — | 20 ± 1 | 64 ± 5 | — | 199 |
| 2MASSW J1553214+2109071 | 36 | 15 53 21.42 | +21 09 07.1 | 16.70 ± 0.16 | 14.08 ± 0.11 | -0.045 ± 0.015 | 0.114 ± 0.016 | 19 | L5.5 | — | 32 ± 6 | 19 ± 4 | — | 199 |
| 2MASSW J1555157-095605 | 36 | 15 55 15.73 | -09 56 05.5 | 12.56 ± 0.02 | 11.44 ± 0.02 | 0.950 ± 0.015 | -0.767 ± 0.015 | 19 | L1 | — | 13 ± 1 | 75 ± 5 | — | 200 |
| SDSS J155526.15+001720.6 | 40 | 15 55 26.14 | +00 17 20.4 | 14.95 ± 0.04 | 13.82 ± 0.06 | -0.234 ± 0.018 | -0.041 ± 0.018 | 10 | L0 | — | 44 ± 3 | 50 ± 5 | — | 199 |
| 2MASS J1600054+170832 | 47 | 16 00 05.48 | +17 08 32.8 | 16.05 ± 0.09 | 14.68 ± 0.11 | -0.009 ± 0.015 | 0.015 ± 0.021 | 10 | L1.5 | — | 61 ± 4 ^y | 5 ± 6 | CB | 199 |
| 2MASS J16062665+6837268 | 21 | 16 06 26.65 | +68 37 26.8 | 14.91 ± 0.04 | 13.43 ± 0.04 | -0.083 ± 0.008 | 0.043 ± 0.023 | 19 | M8 | L2 | 33 ± 10 | 15 ± 5 | — | 199 |
| 2MASS J16073123-0442091 | 36 | 16 07 31.23 | -04 42 09.1 | 11.90 ± 0.02 | 10.72 ± 0.03 | 0.028 ± 0.002 | -0.461 ± 0.029 | 17 | d/sdM7 | — | 14 ± 1 | 31 ± 3 | — | 199 |
| LSR 1610-0040 | 110 | 16 10 29.00 | -00 40 53.0 | 12.91 ± 0.02 | 12.02 ± 0.03 | -1.25 ± 0.06 | -1.18 ± 0.06 | 47 | — | — | 16 ± — | 111 ± — | — | 199 |
| SDSS J161420.50+004643.6 | 40 | 16 14 20.48 | +00 46 43.4 | 16.23 ± 0.10 | 14.85 ± 0.11 | -0.057 ± 0.021 | -0.031 ± 0.021 | 10 | L2 | — | 61 ± 5 | 19 ± 6 | — | 200 |
| 2MASS J16150413+1340079 | 63 | 16 15 04.13 | +13 40 07.9 | 16.35 ± 0.09 | < 15.86 | 0.315 ± 0.033 | -0.362 ± 0.038 | 32 | — | T6 | 13 ± 2 | 30 ± 5 | — | 199 |
| 2MASS J16154245+0546400 | 74 | 16 15 42.45 | +05 46 40.0 | 12.88 ± 0.02 | 11.74 ± 0.02 | 0.11 ± 0.06 | -0.12 ± 0.07 | 36 | M9 | — | 19 ± 1 | 15 ± 6 | — | 200 |
| 2MASSW J1615441+355900 | 47 | 16 15 44.16 | +35 59 00.5 | 14.54 ± 0.03 | 12.94 ± 0.03 | -0.017 ± 0.012 | -0.512 ± 0.015 | 10 | L3 | — | 24 ± 2 | 58 ± 5 | — | 199 |
| SDSS J161626.46+221859.2 | 54 | 16 16 26.49 | +22 18 59.1 | 17.66 ± 0.06 ^c | 15.69 ± 0.06 ^c | -0.073 ± 0.018 | 0.021 ± 0.019 | 19 | — | L5 | 56 ± 38 | 20 ± 15 | — | 199 |
| SDSS J161731.65+401859.7 | 18 | 16 17 31.68 | +40 19 00.3 | 16.96 ± 0.06 ^a | 14.88 ± 0.06 ^a | -0.038 ± 0.014 | -0.132 ± 0.019 | 19 | — | L4 | 59 ± 12 | 39 ± 9 | — | 199 |
| 2MASS J16184503-1321297 | 49 | 16 18 45.03 | -13 21 29.7 | 14.25 ± 0.02 | 12.92 ± 0.03 | -0.101 ± 0.015 | -0.062 ± 0.015 | 10 | L0 | — | 32 ± 4 | 18 ± 3 | — | 199 |
| SDSS J161928.31+005011.9 | 40 | 16 19 28.30 | +00 50 11.8 | 14.39 ± 0.04 | 13.19 ± 0.04 | 0.074 ± 0.016 | -0.088 ± 0.017 | 10 | L2 | — | 26 ± 2 | 14 ± 2 | — | 200 |
| GJ 618.1B | 104 | 16 20 26.14 | -04 16 31.5 | 15.28 ± 0.05 | 13.60 ± 0.04 | -0.417 ± 0.002 | -0.023 ± 0.002 | 34 | L2.5 | — | 30.3 ± 2.4 ¹ | 60 ^h ± 4.8 | VLMC | 200 |
| SDSS J162051.17+323732.1 | 18 | 16 20 51.16 | +32 37 32.2 | 17.31 ± 0.08 ^a | 15.43 ± 0.06 ^a | 0.015 ± 0.011 | -0.033 ± 0.014 | 19 | — | L6 | 41 ± 7 | 7 ± 3 | — | 199 |
| SDSS J162255.27+115924.1 | 18 | 16 22 55.33 | +11 59 23.8 | 17.03 ± 0.10 ^a | 15.49 ± 0.06 ^a | -0.128 ± 0.025 | -0.012 ± 0.026 | 19 | — | L6 | 43 ± 23 | 26 ± 15 | — | 199 |
| SDSSp J162414.37+002915.6 | 96 | 16 24 14.36 | +00 29 15.8 | 15.49 ± 0.05 | < 15.52 | -0.373 ± 0.002 | -0.009 ± 0.002 | 43 | — | T6 | 11.0 ± 0.1 ^o | 19.5 ± 0.3 | — | 199 |
| 2MASS 1626+3925 | 110 | 16 26 20.34 | +39 25 19.0 | 14.43 ± 0.04 | 14.44 ± 0.08 | -1.35 ± 0.10 | 0.24 ± 0.10 | 47 | sdL4 | — | 20 ± — | 120 ± — | — | 199 |
| 2MASS J16279794+8105075 | 33 | 16 27 27.94 | +81 05 07.5 | 13.03 ± 0.02 | 11.88 ± 0.02 | -0.209 ± 0.019 | 0.338 ± 0.019 | 29 | M9 | — | 21 ± 1 | 39 ± 3 | — | 199 |
| SDSS J162838.77+230821.1 | 18 | 16 28 38.55 | +23 08 24.1 | 16.57 ± 0.06 ^a | 16.59 ± 0.06 ^a | 0.497 ± 0.020 | -0.461 ± 0.021 | 19 | — | T7 | 14 ± 4 | 45 ± 12 | — | 199 |
| SDSS J163022.92+081822.0 | 18 | 16 30 22.95 | +08 18 22.1 | 16.46 ± 0.06 ^a | 16.30 ± 0.06 ^a | -0.083 ± 0.018 | -0.084 ± 0.019 | 19 | — | T5.5 | 18 ± 2 | 10 ± 2 | — | 200 |
| SDSS J163030.53+434404.0 | 54 | 16 30 30.54 | +43 44 03.2 | 16.62 ± 0.06 ^c | 14.72 ± 0.06 ^c | -0.138 ± 0.020 | 0.052 ± 0.028 | 19 | — | L7 | 25 ± 12 | 18 ± 9 | — | 200 |
| 2MASS J16304139+0938446 | 83 | 16 30 41.39 | +09 38 44.6 | 14.87 ± 0.03 | 13.30 ± 0.04 | -0.064 ± 0.015 | -0.056 ± 0.014 | 10 | L0 | — | 43 ± 5 | 17 ± 4 | — | 200 |
| SDSS J163050.01+005101.3 | 40 | 16 30 49.99 | +00 51 01.0 | 16.00 ± 0.08 | 14.62 ± 0.08 | -0.080 ± 0.015 | -0.139 ± 0.018 | 10 | L1 | — | 63 ± 4 | 48 ± 6 | — | 200 |
| 2MASSW J1632291+190441 | 46 | 16 32 29.11 | +19 04 40.7 | 15.87 ± 0.07 | 14.00 ± 0.05 | 0.293 ± 0.001 | -0.054 ± 0.001 | 15 | L8 | L8 | 15.2 ± 0.5 ^h | 21.5 ± 0.7 | — | 199 |
| SDSS J163359.23-064056.5 | 18 | 16 33 59.33 | -06 40 55.2 | 16.14 ± 0.06 ^a | 14.57 ± 0.06 ^a | -0.232 ± 0.015 | -0.195 ± 0.015 | 19 | — | L6 | 28 ± 3 | 40 ± 4 | — | 199 |
| 2MASS J16351919+4223053 | 33 | 16 35 19.19 | +42 23 06.3 | 12.88 ± 0.03 | 11.79 ± 0.02 | -0.073 ± 0.019 | -0.010 ± 0.019 | 29 | M8 | — | 22 ± 2 | 8 ± 2 | — | 199 |
| 2MASS 1640+1231 | 110 | 16 40 31.97 | +12 31 06.9 | 15.95 ± 0.08 | < 15.499 | -0.75 ± 0.06 | -0.33 ± 0.06 | 47 | d/sdM9 | — | 75 ± — | 292 ± — | — | 199 |
| 2MASS J16452207+3004071 | 20 | 16 45 22.07 | +30 04 07.1 | 15.19 ± 0.04 | 13.59 ± 0.04 | -0.065 ± 0.019 | -0.065 ± 0.022 | 19 | L3 | — | 32 ± 6 | 14 ± 4 | — | 199 |
| 2MASSW J1645221-131951 | 36 | 16 45 22.11 | -13 19 51.6 | 12.45 ± 0.03 | 11.15 ± 0.03 | -0.364 ± 0.018 | -0.804 ± 0.016 | 10 | L1.5 | — | 12 ± 1 | 48 ± 4 | — | 199 |
| 2MASS J16490419+0444571 | 74 | 16 49 04.19 | +04 44 57.1 | 12.96 ± 0.03 | 11.88 ± 0.02 | 0.054 ± 0.023 | 0.083 ± 0.023 | 19 | M8 | — | 23 ± 4 | 11 ± 3 | — | 200 |
| SDSS J165329.69+623136.5 | 40 | 16 53 29.70 | +62 31 36.4 | 15.09 ± 0.05 | < 14.07 | 0.031 ± 0.016 | -0.024 ± 0.035 | 19 | L3 | — | 31 ± 5 | 6 ± 4 | — | 200 |
| 2MASS J1656188+283506 | 47 | 16 56 18.85 | +28 35 05.6 | < 16.95 | 15.22 ± 0.15 | 0.011 ± 0.027 | -0.027 ± 0.031 | 19 | L4.5 | — | 54 ± 11 | 7 ± 8 | — | 200 |
| 2MASS J16573454+1054233 | 83 | 16 57 34.54 | +10 54 23.3 | 14.15 ± 0.04 | 12.80 ± 0.03 | -0.084 ± 0.017 | -0.061 ± 0.021 | 10 | L2 | — | 23 ± 2 | 11 ± 2 | — | 200 |
| 2MASS J1658037+702701 | 33 | 16 58 03.80 | +70 27 01.5 | 13.29 ± 0.02 | 11.92 ± 0.02 | -0.1468 ± 0.0007 | -0.3133 ± 0.0009 | 15 | L1 | — | 18.6 ± 0.2 ^h | 30.4 ± 0.4 | — | 200 |
| DENIS-P J170548.38-051645.7 | 44 | 17 05 48.34 | -05 16 46.2 | 13.31 ± 0.03 | 12.03 ± 0.02 | 0.129 ± 0.014 | -0.103 ± 0.015 | 10 | — | L4 | 11 ± 1 | 9 ± 1 | — | 199 |
| 2MASS J17071830+6439331 | 57 | 17 07 18.30 | +64 39 33.1 | 12.54 ± 0.02 | 11.38 ± 0.02 | 0.226 ± 0.019 | -0.091 ± 0.019 | 29 | M9 | — | 16 ± 1 | 19 ± 2 | — | 200 |
| 2MASS J17072343-0558249B | 67 | 17 07 23.43 | -05 58 24.9 | 13.96 ± 0.11 | 12.20 ± 0.08 | 0.100 ± 0.008 | 0.003 ± 0.005 | 22 | — | L3 | 15 ± 1 ^{dd} | 7 ± 1 | CB | 199 |
| 2MASS J1707333+430130 | 19 | 17 07 33.34 | +43 01 30.4 | 13.97 ± 0.03 | 12.62 ± 0.03 | -0.200 ± 0.022 | -0.022 ± 0.014 | 10 | L0.5 | — | 26 ± 2 | 25 ± 3 | — | 199 |
| 2MASS J1711353+2326333 | 20 | 17 11 35.53 | +23 26 33.3 | 14.50 ± 0.03 | 13.06 ± 0.03 | -0.053 ± 0.011 | -0.036 ± 0.016 | 10 | L0 | — | 36 ± 4 | 11 ± 3 | — | 199 |
| 2MASS J1711457+223204 | 47 | 17 11 45.73 | +22 32 04.4 | 17.09 ± 0.18 | 14.73 ± 0.10 | 0.031 ± 0.007 | -0.005 ± 0.004 | 44 | L6.5 | — | 30.2 ± 4.5 ^h | 4.5 ± 1.2 | — | 199 |
| SDSS J17147.17+233130.5 | 18 | 17 11 47.16 | +23 31 31.0 | 16.96 ± 0.06 ^a | 15.29 ± 0.06 ^a | 0.010 ± 0.017 | -0.085 ± 0.018 | 19 | — | L3.5 | 66 ± 37 | 27 ± 16 | — | 199 |
| SDSS J171714.10+652622.2 | 40 | 17 17 14.08 | +65 26 22.1 | 14.95 ± 0.04 | 13.18 ± 0.03 | 0.159 ± 0.007 | -0.092 ± 0.016 | 19 | L4 | — | 24 ± 5 | 21 ± 4 | — | 199 |

Table 3—Continued

| Source Name | Ref. | RA (J2000) (3) | DEC (J2000) (4) | 2MASS J (mag) (5) | 2MASS K_s (mag) (6) | $\mu_\alpha \cos(\delta)$ ($''/\text{yr}$) (7) | μ_δ ($''/\text{yr}$) (8) | μ Ref. | SpT (opt) (10) | SpT (IR) (11) | Distance (pc) (13) | V_{tan} (km s^{-1}) (14) | Note ^f (15) | Epo (16) |
|---------------------------|------|----------------------|-----------------------|---------------------------|-----------------------------|--|---|------------|----------------------|---------------------|--------------------------|--|---------------------------|-------------|
| 2MASS J1721039+334415 | 19 | 17 21 03.90 | +33 44 16.0 | 13.63 ± 0.02 | 12.49 ± 0.02 | -1.854 ± 0.017 | 0.602 ± 0.017 | 10 | L3 | — | 16 ± 1 | 144 ± 13 | UBL | 1998 |
| SDSS J172244.32+632946.8 | 40 | 17 22 44.32 | +63 29 47.0 | 15.37 ± 0.07 | 14.08 ± 0.07 | 0.013 ± 0.012 | -0.038 ± 0.027 | 19 | L0 | — | 53 ± 6 | 10 ± 7 | — | 1999 |
| 2MASS J1726000+153819 | 47 | 17 26 00.07 | +15 38 19.0 | 15.67 ± 0.05 | 13.66 ± 0.05 | -0.031 ± 0.013 | -0.048 ± 0.014 | 10 | L2 | — | 47 ± 4 | 13 ± 3 | — | 1997 |
| 2MASSW J1728114+394859 | 47 | 17 28 11.50 | +39 48 59.3 | 15.99 ± 0.08 | 13.91 ± 0.05 | 0.037 ± 0.006 | -0.026 ± 0.005 | 44 | L7 | — | 24.1 ± 1.9 ^q | 5.1 ± 0.9 | CB | 1998 |
| SDSS J172822.19+584509.9 | 40 | 17 28 22.17 | +58 45 09.5 | 16.40 ± 0.16 | < 15.15 | 0.024 ± 0.013 | 0.102 ± 0.012 | 10 | L1 | — | 76 ± 5 | 38 ± 5 | — | 1998 |
| SDSS J173101.41+531047.9 | 18 | 17 31 01.40 | +53 10 47.6 | 16.46 ± 0.06 ^h | 14.81 ± 0.06 ^a | 0.064 ± 0.011 | 0.162 ± 0.018 | 19 | — | L6 | 31 ± 16 | 26 ± 14 | — | 1998 |
| 2MASS J17312974+2721233 | 83 | 17 31 29.74 | +27 21 23.3 | 12.09 ± 0.03 | 10.91 ± 0.02 | -0.082 ± 0.015 | -0.240 ± 0.017 | 10 | L0 | — | 12 ± 1 | 14 ± 1 | — | 2000 |
| 2MASS J17331893+4633593 | 33 | 17 33 18.93 | +46 33 59.3 | 13.24 ± 0.02 | 11.89 ± 0.02 | 0.044 ± 0.019 | -0.257 ± 0.019 | 35 | M9.5 | — | 21 ± 1 | 26 ± 2 | — | 1998 |
| DENIS-P J1733423-163449 | 75 | 17 33 42.27 | -16 54 50.0 | 13.53 ± 0.05 | 12.35 ± 0.03 | 0.081 ± 0.011 | -0.048 ± 0.014 | 29 | L0.5 | — | 22 ± 3 | 10 ± 2 | — | 1998 |
| 2MASS J17351296+2634475 | 74 | 17 35 12.96 | +26 34 47.5 | 11.25 ± 0.03 | 10.16 ± 0.02 | 0.19 ± 0.08 | -0.32 ± 0.09 | 36 | M7.5 | — | 11 ± 1 ^z | 19 ± 6 | CB | 2000 |
| 2MASSW J1743415+212707 | 47 | 17 43 41.48 | +21 27 06.9 | 15.83 ± 0.09 | 14.32 ± 0.10 | 0.159 ± 0.018 | 0.233 ± 0.019 | 19 | L2.5 | — | 47 ± 8 | 63 ± 11 | — | 1999 |
| DENIS-P J1745346-164053 | 75 | 17 45 34.66 | -16 40 53.8 | 13.65 ± 0.03 | 12.40 ± 0.02 | 0.116 ± 0.009 | -0.111 ± 0.095 | 35 | L1.5 | — | 20 ± 3 | 15 ± 13 | — | 1998 |
| 2MASS J17461199+5034036 | 74 | 17 46 11.99 | +50 34 03.6 | 15.10 ± 0.06 | 13.53 ± 0.04 | 0.258 ± 0.018 | 0.025 ± 0.028 | 19 | L5 | — | 21 ± 4 | 25 ± 5 | — | 2000 |
| 2MASS J17501291+4424043 | 33 | 17 50 12.91 | +44 24 04.3 | 12.80 ± 0.02 | 11.77 ± 0.02 | -0.018 ± 0.019 | 0.151 ± 0.019 | 29 | M7.5 | — | 31 ± 6 ^f | 22 ± 5 | CB | 1998 |
| SDSS J175024.01+422237.8 | 54 | 17 50 23.85 | +42 22 37.3 | 16.33 ± 0.06 ^c | 15.26 ± 0.06 ^c | -0.044 ± 0.016 | 0.095 ± 0.014 | 10 | — | T2 | 22 ± 1 | 11 ± 2 | — | 1998 |
| 2MASS J17502484+0016151 | 45 | 17 50 24.84 | -00 16 15.1 | 13.29 ± 0.02 | 11.85 ± 0.02 | -0.440 ± 0.043 | 0.218 ± 0.041 | 22 | — | L5.5 | 9 ± 1 | 20 ± 3 | — | 1999 |
| SDSSP J175032.96+175903.9 | 32 | 17 50 32.93 | +17 59 04.2 | 16.34 ± 0.10 | 15.48 ± 0.19 | 0.178 ± 0.007 | 0.100 ± 0.005 | 44 | — | T3.5 | 27.6 ± 3.5 ^q | 26.7 ± 3.5 | — | 1999 |
| 2MASS J17534518-6559559 | 83 | 17 53 45.18 | -65 59 55.9 | 14.10 ± 0.03 | 12.42 ± 0.03 | 0.01 ± 0.15 | -0.36 ± 0.09 | 36 | L4 | — | 16 ± 3 | 27 ± 9 | — | 2000 |
| DENIS-P J1756561-480509 | 75 | 17 56 56.20 | -48 05 09.6 | 13.41 ± 0.02 | 12.19 ± 0.02 | 0.078 ± 0.008 | 0.050 ± 0.009 | 35 | L0 | — | 22 ± 3 | 10 ± 2 | — | 2000 |
| 2MASS J17571539+7042011 | 33 | 17 57 15.39 | +70 42 01.1 | 11.45 ± 0.02 | 10.40 ± 0.02 | 0.01 ± 0.04 | 0.34 ± 0.09 | 36 | M7.5 | — | 12 ± 1 | 20 ± 6 | — | 1999 |
| SDSS J175805.46+463311.9 | 54 | 17 58 05.45 | +46 33 09.9 | 16.17 ± 0.06 ^c | 15.99 ± 0.06 ^c | 0.026 ± 0.015 | 0.594 ± 0.016 | 10 | — | T6.5 | 12 ± 2 | 34 ± 4 | — | 1998 |
| 2MASS J1807159+501531 | 19 | 18 07 15.93 | +50 15 31.6 | 12.93 ± 0.02 | 11.60 ± 0.03 | 0.035 ± 0.019 | -0.126 ± 0.014 | 10 | L1.5 | L1 | 14 ± 1 | 9 ± 1 | — | 2000 |
| 2MASS J18261131+3014201 | 56 | 18 26 11.31 | +30 14 20.1 | 11.66 ± 0.02 | 10.81 ± 0.02 | -2.280 ± 0.010 | -0.684 ± 0.010 | 28 | M8.5 | — | 12 ± 1 | 132 ± 9 | — | 1998 |
| 2MASS J1828572-4849046 | 13 | 18 28 35.72 | -48 49 04.6 | 15.18 ± 0.06 | 15.18 ± 0.14 | 0.25 ± 0.07 | 0.21 ± 0.07 | 5 | — | T5.5 | 11 ± 1 | 17 ± 4 | — | 2000 |
| 2MASS J18355790+3259545 | 19 | 18 35 37.90 | +32 59 54.5 | 10.27 ± 0.02 | 9.17 ± 0.02 | -0.075 ± 0.010 | -0.743 ± 0.010 | 28 | M8.5 | — | 6.2 ± 0.4 | 22 ± 2 | — | 1998 |
| 2MASSW J1841086+311727 | 47 | 18 41 08.61 | +31 17 27.9 | 16.16 ± 0.09 | 14.22 ± 0.07 | 0.059 ± 0.003 | 0.042 ± 0.003 | 44 | L4 | — | 42.4 ± 3.4 ^q | 14.6 ± 1.4 | — | 1998 |
| 2MASS J18432213+4040209 | 84 | 18 43 22.13 | +40 40 20.9 | 11.31 ± 0.02 | 10.31 ± 0.02 | -0.1187 ± 0.0004 | 0.5940 ± 0.0004 | 33 | M8 | — | 14.1 ± 0.2 ^k | 40.6 ± 0.5 | — | 1999 |
| SCR 1845-6357B | 4 | 18 45 05.00 | -63 57 48.0 | 13.26 ± 0.02 | 13.69 ± 0.02 | 2.592 ± 0.002 | 0.617 ± 0.003 | 23 | — | T6 | 3.85 ± 0.02 ^j | 48.7 ± 0.2 | VLMC | 2000 |
| 2MASS J18450541-6357475 | 109 | 18 45 05.41 | -63 57 47.5 | 9.54 ± 0.02 | 8.51 ± 0.02 | 2.592 ± 0.002 | 0.617 ± 0.003 | 23 | M8.5 | — | 3.85 ± 0.02 ^j | 48.7 ± 0.2 | CB | 2000 |
| 2MASS J18451889+3853248 | 74 | 18 45 18.89 | +38 53 24.8 | 12.21 ± 0.02 | 11.05 ± 0.02 | 0.22 ± 0.09 | 0.34 ± 0.10 | 36 | M8 | — | 16 ± 1 | 32 ± 8 | — | 2000 |
| 2MASS J19010601+4718136 | 13 | 19 01 06.01 | +47 18 13.6 | 15.86 ± 0.07 | 15.64 ± 0.29 | -0.11 ± 0.02 | -0.36 ± 0.02 | 5 | — | T5 | 15 ± 2 | 27 ± 4 | — | 1998 |
| DENIS-P J1909081-193748 | 75 | 19 09 08.21 | -19 37 47.9 | 14.52 ± 0.03 | 12.92 ± 0.00 | 0.054 ± 0.015 | 0.148 ± 0.030 | 35 | L1 | — | 32 ± 4 | 24 ± 6 | — | 1999 |
| 2MASS J19165762+0509021 | 57 | 19 16 57.62 | +05 09 02.2 | 9.91 ± 0.03 | 8.77 ± 0.02 | -0.576 ± 0.013 | -1.363 ± 0.015 | 42 | M8 | — | 6.2 ± 0.1 ⁿ | 43.7 ± 1.1 | — | 1999 |
| 2MASS J19285196-4356256 | 83 | 19 28 51.96 | -43 56 25.6 | 15.20 ± 0.04 | 13.46 ± 0.04 | 0.066 ± 0.012 | -0.273 ± 0.016 | 19 | L5 | — | 20 ± 2 | 27 ± 3 | — | 2000 |
| SSSPM 1930-4311 | 110 | 19 29 40.99 | -43 10 36.9 | 14.79 ± 0.03 | 14.09 ± 0.07 | -0.019 ± 0.011 | -0.865 ± 0.008 | 47 | sdM7 | — | 73 ± — | 301 ± — | — | 2000 |
| 2MASS J19360187-5502322 | 83 | 19 36 01.87 | -55 02 32.2 | 14.49 ± 0.04 | 13.65 ± 0.03 | 0.169 ± 0.009 | -0.298 ± 0.016 | 19 | L5 | — | 33 ± 3 | 27 ± 5 | — | 1999 |
| 2MASS J19561542-1754251 | 45 | 19 56 15.42 | -17 54 25.2 | 13.75 ± 0.03 | 12.65 ± 0.03 | -0.157 ± 0.015 | 0.093 ± 0.015 | 22 | M8 | L0 | 18 ± 2 | 29 ± 3 | — | 1999 |
| 2MASS J20004841-7523070 | 74 | 20 00 48.41 | -75 23 07.0 | 12.73 ± 0.03 | 11.51 ± 0.03 | -0.22 ± 0.06 | -0.26 ± 0.06 | 36 | M9 | — | 18 ± 2 | 29 ± 7 | LG | 2000 |
| 2MASS J20025073-0521524 | 20 | 20 02 50.73 | -05 21 52.4 | 15.32 ± 0.05 | 13.42 ± 0.04 | -0.398 ± 0.013 | -0.105 ± 0.014 | 10 | L6 | — | 16 ± 1 | 11 ± 1 | — | 1998 |
| G1 779B, HR 7672B | 60 | 20 04 06.22 | +17 04 11.7 | — | < 13.00 | -0.4064 ± 0.0006 | -0.4064 ± 0.0006 | 34 | — | L4.5 | 17.7 ± 0.2 ^l | 47.4 ± 0.6 | VLMC | 2000 |
| 2MASS J20045369-1416231 | 19 | 20 04 53.69 | -14 16 23.1 | 13.13 ± 0.02 | 12.05 ± 0.03 | 0.534 ± 0.018 | 0.056 ± 0.017 | 9 | M7.5 | — | 28 ± 3 | 70 ± 7 | — | 1998 |
| 2MASS J20140359-2016217 | 19 | 20 14 03.59 | -20 16 21.7 | 12.54 ± 0.02 | 11.45 ± 0.03 | 0.025 ± 0.011 | -0.124 ± 0.012 | 9 | M7.5 | — | 21 ± 2 | 12 ± 2 | — | 1998 |
| 2MASS J20192695-2502441 | 19 | 20 19 26.95 | -25 02 44.1 | 13.68 ± 0.03 | 12.44 ± 0.02 | -0.130 ± 0.020 | -0.090 ± 0.020 | 9 | M8 | — | 32 ± 3 | 24 ± 4 | — | 1998 |
| 2MASS J20261584-2943124 | 20 | 20 26 15.84 | -29 43 12.4 | 14.80 ± 0.03 | 13.36 ± 0.03 | 0.043 ± 0.019 | -0.348 ± 0.015 | 10 | L1 | — | 36 ± 5 | 60 ± 8 | — | 1998 |
| SDSS J202820.32+005226.5 | 40 | 20 28 20.35 | +00 52 26.5 | 14.30 ± 0.04 | 12.79 ± 0.03 | 0.114 ± 0.014 | 0.007 ± 0.015 | 10 | L3 | — | 21 ± 2 | 11 ± 2 | — | 2000 |
| 2MASS J20343769+0827009 | 83 | 20 34 37.69 | +08 27 00.9 | 14.46 ± 0.03 | 13.08 ± 0.03 | -0.077 ± 0.015 | -0.468 ± 0.015 | 10 | L3 | — | 23 ± 2 | 51 ± 5 | — | 2000 |
| 2MASS J20360316+1051295 | 83 | 20 36 03.16 | +10 51 29.5 | 13.95 ± 0.03 | 12.45 ± 0.03 | -0.115 ± 0.014 | -0.168 ± 0.014 | 10 | L3 | — | 18 ± 2 | 17 ± 2 | — | 2000 |
| LSR 2036+5059 | 110 | 20 36 21.61 | +51 00 05.3 | 13.61 ± 0.03 | 12.94 ± 0.03 | 1.04 ± — | -0.20 ± — | 47 | sdM7.5 | — | 18 ± — | 90 ± — | — | 2000 |

Table 3—Continued

| Source Name | Ref. | RA (J2000) (3) | DEC (J2000) (4) | 2MASS J (mag) (5) | 2MASS K_s (mag) (6) | $\mu_{\alpha\cos(\delta)}$ ($''/yr$) (7) | μ_{δ} ($''/yr$) (8) | μ Ref. | SpT (opt) (10) | SpT (IR) (11) | Distance (pc) (13) | V_{tan} ($km\ s^{-1}$) (14) | Note ^f | Epoch (16) |
|------------------------------|------|----------------------|-----------------------|---------------------------|-----------------------------|--|--------------------------------------|------------|----------------------|---------------------|--------------------------|---------------------------------------|-------------------|---------------|
| 2MASS J20370715-1137569 | 19 | 20 37 07.15 | -11 37 56.9 | 12.27 ± 0.03 | 11.26 ± 0.02 | -0.01 ± 0.11 | -0.41 ± 0.06 | 36 | M8 | — | 17 ± 1 | 33 ± 5 | — | 1998 |
| 2MASS J20391314-1126531 | 19 | 20 39 13.14 | -11 26 53.1 | 13.79 ± 0.03 | 12.68 ± 0.03 | 0.064 ± 0.011 | -0.105 ± 0.011 | 9 | M8 | — | 34 ± 3 | 20 ± 2 | — | 1998 |
| 2MASS J20414283-3506442 | 20 | 20 41 42.83 | -35 06 44.2 | 14.89 ± 0.03 | 13.40 ± 0.04 | 0.063 ± 0.010 | -0.120 ± 0.012 | 19 | L2 | — | 33 ± 5 | 21 ± 4 | — | 1998 |
| 2MASS J20450238-6332066 | 74 | 20 45 02.38 | -63 32 06.6 | 12.62 ± 0.03 | 11.21 ± 0.02 | 0.097 ± 0.008 | -0.201 ± 0.017 | 17 | M9 | — | 17 ± 1 | 18 ± 2 | — | 2000 |
| 2MASS J20473176-0808201 | 19 | 20 47 31.76 | -08 08 20.1 | 13.63 ± 0.03 | 12.59 ± 0.03 | 0.1 ± 0.3 | -0.2 ± 0.3 | 9 | M7 | — | 39 ± 5 | 41 ± 55 | — | 1998 |
| 2MASS J20491972-1944324 | 33 | 20 49 19.72 | -19 44 32.4 | 12.85 ± 0.02 | 11.79 ± 0.02 | 0.193 ± 0.019 | -0.260 ± 0.019 | 29 | M7.5 | — | 24 ± 2 | 37 ± 4 | — | 1998 |
| 2MASS J2054358+1519004 | 47 | 20 54 35.85 | +15 19 04.3 | 16.37 ± 0.13 | 14.98 ± 0.14 | -0.045 ± 0.018 | -0.082 ± 0.018 | 10 | L1 | — | 75 ± 10 | 33 ± 8 | — | 2000 |
| 2MASS J2057153+171515 | 47 | 20 57 15.38 | +17 15 15.4 | 15.97 ± 0.09 | 14.50 ± 0.07 | 0.090 ± 0.016 | 0.066 ± 0.015 | 10 | L1.5 | — | 58 ± 4 | 31 ± 5 | — | 2000 |
| 2MASS J2057540-025230 | 19 | 20 57 54.09 | -02 52 30.2 | 13.12 ± 0.02 | 11.72 ± 0.03 | 0.01 ± 0.02 | -0.08 ± 0.02 | 36 | L1.5 | L1.5 | 16 ± 1 | 6 ± 2 | — | 1998 |
| 2MASS J2101154+175658 | 47 | 21 01 15.44 | +17 56 58.6 | 16.85 ± 0.17 | 14.89 ± 0.12 | 0.144 ± 0.003 | -0.151 ± 0.003 | 44 | L7.5 | — | 33.2 ± 3.8 ^g | 32.8 ± 3.8 | CB | 2000 |
| 2MASS J2104149-103736 | 19 | 21 04 14.91 | -10 37 36.9 | 13.84 ± 0.03 | 12.37 ± 0.02 | 0.614 ± 0.016 | -0.281 ± 0.015 | 10 | L3 | — | 17 ± 2 | 55 ± 5 | — | 1998 |
| 2MASS J2107316-030733 | 19 | 21 07 31.69 | -03 07 33.7 | 14.20 ± 0.03 | 12.88 ± 0.03 | 0.170 ± 0.013 | -0.010 ± 0.013 | 10 | L0 | — | 31 ± 2 | 25 ± 3 | — | 2000 |
| 2MASS J21075409-4544064 | 83 | 21 07 54.09 | -45 44 06.4 | 14.92 ± 0.03 | 13.38 ± 0.03 | 0.107 ± 0.014 | -0.027 ± 0.020 | 19 | L0 | — | 43 ± 5 | 23 ± 4 | — | 1999 |
| HD 203030B | 70 | 21 18 58.97 | +26 13 46.1 | 18.13 ± 0.55 | 16.21 ± 0.10 | 0.133 ± 0.001 | 0.0092 ± 0.0008 | 34 | — | L7.5 | 40.8 ± 1.8 ^l | 25.8 ± 1.1 | VLMC | 1997 |
| SDSS J212413.89+010000.3 | 54 | 21 24 13.87 | +06 09 59.9 | 16.15 ± 0.06 ^c | 15.97 ± 0.06 ^c | 0.202 ± 0.014 | 0.287 ± 0.014 | 10 | — | T5 | 18 ± 2 | 29 ± 4 | — | 2000 |
| 2MASS J2130446-084520 | 49 | 21 30 44.64 | -08 45 20.5 | 14.14 ± 0.03 | 12.82 ± 0.03 | 0.360 ± 0.013 | -0.031 ± 0.014 | 10 | L1.5 | — | 25 ± 2 | 43 ± 3 | — | 1999 |
| 2MASS J21321145+1341584 | 20 | 21 32 11.45 | +13 41 58.4 | 15.80 ± 0.06 | 13.84 ± 0.06 | -0.055 ± 0.009 | -0.395 ± 0.009 | 37 | L6 | — | 28 ± 4 ^g | 53 ± 8 | CB | 1998 |
| SDSS J213240.36+102949.4 | 18 | 21 32 40.36 | +10 29 49.4 | 16.51 ± 0.06 ^a | 14.80 ± 0.06 ^a | 0.120 ± 0.018 | -0.007 ± 0.019 | 19 | — | L4.5 | 44 ± 9 | 25 ± 6 | — | 2000 |
| SDSS J213352.72+101841.0 | 18 | 21 33 52.74 | +10 18 41.0 | 17.05 ± 0.06 ^a | 15.65 ± 0.06 ^a | -0.008 ± 0.012 | -0.094 ± 0.012 | 19 | — | L5 | 55 ± 10 | 25 ± 6 | — | 2000 |
| 2MASS J21371044+1450475 | 83 | 21 37 10.44 | +14 50 47.5 | 14.13 ± 0.03 | 12.82 ± 0.03 | -0.138 ± 0.014 | -0.122 ± 0.017 | 10 | L2 | — | 23 ± 2 | 20 ± 2 | — | 2000 |
| 2MASS J21373742+0808463 | 83 | 21 37 37.42 | +08 08 46.3 | 14.77 ± 0.03 | 13.02 ± 0.03 | 0.705 ± 0.021 | 0.102 ± 0.019 | 10 | L4 | — | 22 ± 4 | 74 ± 15 | — | 2000 |
| 2MASS J21392676+0220226 | 21 | 21 39 26.76 | +02 20 22.6 | 15.26 ± 0.05 | 13.58 ± 0.05 | 0.507 ± 0.022 | 0.123 ± 0.022 | 19 | — | T1 | 11.0 ± 0.3 | 27 ± 1 | — | 2000 |
| 2MASS J21402931+1625183 | 33 | 21 40 29.31 | +16 25 18.3 | 12.94 ± 0.03 | 11.83 ± 0.03 | -0.008 ± 0.019 | -0.102 ± 0.019 | 29 | M8.5 | — | 26 ± 4 ^w | 12 ± 3 | CB | 1998 |
| SDSS J214046.55+011259.7 | 40 | 21 40 46.54 | +01 12 59.4 | 15.89 ± 0.08 | 14.42 ± 0.08 | -0.078 ± 0.020 | -0.164 ± 0.022 | 10 | L3 | — | 44 ± 4 | 38 ± 6 | — | 2000 |
| 2MASS J21420580-3101162 | 58 | 21 42 05.80 | -31 01 16.2 | 15.84 ± 0.07 | 13.97 ± 0.05 | 0.060 ± 0.012 | -0.095 ± 0.014 | 19 | L3 | — | 43 ± 4 | 23 ± 3 | — | 1998 |
| HN Peg B | 64 | 21 44 28.47 | +14 46 07.7 | 15.86 ± 0.03 | 15.12 ± 0.03 | 0.230 ± 0.004 | -0.111 ± 0.003 | 34 | — | T2.5 | 18.2 ± 1.2 ^l | 22.1 ± 1.5 | VLMC | 1998 |
| 2MASS J21481633+4003594 | 108 | 21 48 16.33 | +40 03 59.4 | 14.15 ± 0.03 | 11.77 ± 0.02 | 0.770 ± 0.018 | 0.456 ± 0.024 | 19 | L6.5 | — | 7 ± 1 | 30 ± 5 | — | 2000 |
| 2MASS J21501592-7520367 | 83 | 21 50 15.92 | -75 20 36.7 | 14.06 ± 0.03 | 12.67 ± 0.03 | 0.980 ± 0.048 | -0.281 ± 0.014 | 16 | L1 | — | 26 ± 3 | 125 ± 18 | — | 2000 |
| 2MASS J21512543-2441000 | 58 | 21 51 25.43 | -24 41 00.0 | 15.75 ± 0.08 | 13.65 ± 0.05 | 0.278 ± 0.014 | -0.021 ± 0.015 | 19 | L3 | — | 41 ± 4 | 55 ± 6 | — | 1998 |
| 2MASS J21513839-4853542 | 29 | 21 51 38.39 | -48 53 54.2 | 15.73 ± 0.07 | 15.43 ± 0.18 | 0.52 ± 0.07 | -0.22 ± 0.04 | 18 | — | T4 | 17 ± 2 | 47 ± 8 | — | 1999 |
| 2MASS J21522609+0937575 | 83 | 21 52 26.09 | +09 37 57.5 | 15.19 ± 0.03 | 13.34 ± 0.03 | 0.294 ± 0.019 | 0.170 ± 0.017 | 10 | L6 | — | 24 ± 5 ^{ee} | 39 ± 8 | CB | 2000 |
| 2MASS J21542494-1023022 | 63 | 21 54 24.94 | -10 23 02.2 | 16.43 ± 0.12 | < 17.05 | 0.193 ± 0.012 | 0.037 ± 0.012 | 19 | — | T4.5 | 33 ± 4 | 30 ± 4 | — | 1998 |
| 2MASS J21543318+5924187 | 63 | 21 54 33.18 | +59 42 18.7 | 15.66 ± 0.07 | < 15.34 | -0.182 ± 0.009 | -0.445 ± 0.017 | 19 | — | T6 | 10 ± 1 | 23 ± 3 | — | 1999 |
| 2MASS J21574904-5534420 | 83 | 21 57 49.04 | -55 34 42.0 | 14.26 ± 0.03 | 13.00 ± 0.03 | 0.043 ± 0.011 | -0.012 ± 0.019 | 19 | L2 | — | 25 ± 2 | 5 ± 1 | — | 2000 |
| 2MASS J21580457-1550098 | 49 | 21 58 04.57 | -15 50 09.8 | 15.04 ± 0.04 | 13.19 ± 0.04 | 0.070 ± 0.011 | -0.033 ± 0.015 | 10 | L4 | — | 25 ± 5 | 9 ± 2 | — | 2000 |
| 2MASS J2200201-3038327 | 44 | 22 00 02.01 | -30 38 32.7 | 13.44 ± 0.03 | 12.20 ± 0.03 | 0.3 ± 0.1 | -0.1 ± 0.1 | 25 | M9 | — | 35 ± 2 ^t | 44 ± 17 | CB | 1999 |
| DENIS-P J220002.05-303832.9B | 44 | 22 00 02.01 | -30 38 32.7 | 14.36 ± 0.10 | 13.09 ± 0.10 | 0.210 ± 0.048 | -0.064 ± 0.021 | 22 | — | L0 | 35 ± 2 ^t | 37 ± 9 | CB | 1999 |
| eps Indi Ba | 92 | 22 04 10.52 | -56 46 57.7 | 12.29 ± 0.02 | 11.35 ± 0.02 | 3.9600 ± 0.0006 | -2.5388 ± 0.0004 | 34 | — | T1 | 3.6 ± 0.1 ^l | 80.9 ± 2.0 | VLMC | 1999 |
| eps Indi Bb | 92 | 22 04 10.52 | -56 46 57.7 | 12.37 ± 0.02 | 13.53 ± 0.02 | 3.9600 ± 0.0006 | -2.5388 ± 0.0004 | 34 | — | T6 | 3.6 ± 0.1 ^l | 80.9 ± 2.0 | VLMC | 1999 |
| 2MASS J22062280-2047058 | 33 | 22 06 22.80 | -20 47 05.8 | 13.23 ± 0.02 | 11.32 ± 0.03 | 0.019 ± 0.007 | -0.031 ± 0.005 | 12 | M8 | — | 26.7 ± 2.4 ^f | 4.5 ± 0.6 | CB | 1998 |
| 2MASSW J2206450-421721 | 47 | 22 06 44.98 | -42 17 20.8 | 15.56 ± 0.07 | 13.61 ± 0.06 | 0.111 ± 0.013 | -0.182 ± 0.018 | 19 | L2 | — | 45 ± 3 | 45 ± 5 | — | 1997 |
| 2MASSW J2208136+292121 | 74 | 22 08 13.63 | +29 21 21.5 | 15.80 ± 0.09 | 14.15 ± 0.07 | 0.111 ± 0.014 | -0.011 ± 0.014 | 10 | L2 | — | 50 ± 4 | 27 ± 4 | — | 2000 |
| 2MASS J22120703+3430351 | 74 | 22 12 07.03 | +34 30 35.1 | 16.32 ± 0.10 | 14.37 ± 0.07 | 0.160 ± 0.023 | -0.232 ± 0.028 | 19 | L5 | — | 30 ± 11 | 41 ± 15 | — | 2000 |
| 2MASS J22134491-2136079 | 20 | 22 13 44.91 | -21 36 07.9 | 15.38 ± 0.04 | 13.76 ± 0.04 | 0.060 ± 0.011 | -0.063 ± 0.017 | 10 | L0 | — | 54 ± 7 | 22 ± 5 | LG | 1998 |
| 2MASS J22145070-1319590 | 19 | 22 14 50.70 | -13 19 59.0 | 13.46 ± 0.03 | 12.32 ± 0.03 | 0.255 ± 0.015 | -0.263 ± 0.015 | 9 | M7.5 | — | 32 ± 3 | 55 ± 6 | — | 1998 |
| 2MASSW J2224438-015852 | 47 | 22 24 43.81 | -01 58 52.1 | 14.02 ± 0.06 ^c | 12.02 ± 0.06 ^c | 0.457 ± 0.002 | -0.871 ± 0.001 | 15 | L4.5 | L3.5 | 11.4 ± 0.1 ^h | 52.9 ± 0.7 | — | 1998 |
| 2MASS J22264440-7503425 | 57 | 22 26 44.40 | -75 03 42.5 | 12.35 ± 0.02 | 11.25 ± 0.02 | 0.048 ± 0.019 | 0.014 ± 0.019 | 29 | M8 | — | 17 ± 1 | 4 ± 2 | — | 1999 |
| 2MASS J22282889-4310262 | 14 | 22 28 28.89 | -43 10 26.2 | 15.66 ± 0.07 | 15.30 ± 0.21 | 0.03 ± 0.08 | -0.31 ± 0.03 | 8 | — | T6 | 10 ± 1 | 15 ± 2 | — | 1998 |

Table 3—Continued

| Source Name (1) | Ref. (2) | RA (J2000) (3) | DEC (J2000) (4) | 2MASS J (mag) (5) | 2MASS K_s (mag) (6) | $\mu_{\alpha \cos(\delta)}$ ($''/yr$) (7) | μ_{δ} ($''/yr$) (8) | μ Ref. (9) | SpT (opt) (10) | SpT (IR) (11) | Distance (pc) (13) | V_{tan} ($km\ s^{-1}$) (14) | Note ^F (15) | Epoch (16) |
|-----------------------------|-------------|----------------------|-----------------------|---------------------------|-----------------------------|---|--------------------------------------|-------------------|----------------------|---------------------|--------------------------|---------------------------------------|---------------------------|---------------|
| 2MASS J22354905+1840298 | 33 | 22 35 49.05 | +18 40 29.8 | 12.39 ± 0.02 | 11.37 ± 0.02 | 0.326 ± 0.019 | 0.042 ± 0.019 | 29 | M7 | — | 22 ± 3 | 34 ± 5 | — | 1997.8 |
| 2MASS J22373255+3922398 | 53 | 22 37 32.55 | +39 22 39.8 | 13.34 ± 0.02 | 12.18 ± 0.02 | 0.022 ± 0.002 | -0.341 ± 0.002 | 34 | M9.5 | — | 18.9 ± 0.7 ¹ | 30.6 ± 1.1 | — | 1998.8 |
| 2MASS J2238074+435317 | 19 | 22 38 07.42 | +43 53 17.9 | 13.81 ± 0.03 | 12.52 ± 0.03 | 0.324 ± 0.012 | -0.132 ± 0.016 | 19 | L1.5 | — | 22 ± 2 | 36 ± 3 | — | 1998.8 |
| 2MASS J22425317+2542573 | 35 | 22 42 53.17 | +25 42 57.3 | 14.81 ± 0.04 | 13.05 ± 0.03 | 0.409 ± 0.015 | -0.045 ± 0.016 | 10 | L3 | — | 27 ± 2 | 52 ± 5 | — | 1998.8 |
| 2MASS J22431696+5932206 | 45 | 22 43 16.96 | -59 32 20.6 | 14.07 ± 0.03 | 12.84 ± 0.03 | -0.016 ± 0.024 | -0.243 ± 0.023 | 22 | — | L0 | 29 ± 4 | 34 ± 5 | — | 2000.8 |
| 2MASSW J2244316+204343 | 23 | 22 44 31.67 | +20 43 43.3 | 16.47 ± 0.06 ^c | 13.93 ± 0.06 ^c | 0.252 ± 0.014 | -0.214 ± 0.011 | 10 | L6.5 | L7.5 | 19 ± 2 | 30 ± 3 | — | 1997.8 |
| SDSSp J224953.45+004404.2 | 32 | 22 49 53.45 | +00 44 04.6 | 16.41 ± 0.06 ^c | 14.41 ± 0.06 ^c | 0.075 ± 0.018 | 0.026 ± 0.018 | 19 | L3 | L5 | 56 ± 5 | 21 ± 5 | — | 2000.6 |
| 2MASS J22520151-1815594 | 19 | 22 52 01.51 | -18 15 59.4 | 13.52 ± 0.03 | 12.37 ± 0.02 | 0.081 ± 0.015 | -0.382 ± 0.016 | 9 | M8.5 | — | 28 ± 2 | 52 ± 4 | — | 2000.6 |
| DENIS-P J225210.73-173013.4 | 44 | 22 52 10.73 | -17 30 13.4 | 14.31 ± 0.03 | 12.90 ± 0.02 | 0.405 ± 0.020 | 0.154 ± 0.020 | 10 | — | L7.5 | 14 ± 3 ^{ee} | 28 ± 7 | CB | 1999.5 |
| 2MASS J2254188+312349 | 10 | 22 54 18.92 | +31 23 49.8 | 15.26 ± 0.06 ^c | 14.95 ± 0.06 ^c | 0.068 ± 0.015 | 0.201 ± 0.011 | 10 | — | T4 | 14 ± 2 | 14 ± 2 | — | 1998.5 |
| 2MASS J2254519-284025 | 19 | 22 54 51.94 | -28 40 25.6 | 14.13 ± 0.02 | 12.96 ± 0.02 | 0.008 ± 0.019 | 0.052 ± 0.030 | 10 | L0.5 | L0.5 | 29 ± 2 | 7 ± 4 | — | 2000.6 |
| 2MASS J22551861-5713056 | 45 | 22 55 18.61 | -57 13 05.6 | 14.08 ± 0.03 | 12.58 ± 0.03 | -0.216 ± 0.011 | -0.260 ± 0.020 | 19 | L0.5 | L5.5 | 12 ± 1 | 20 ± 2 | — | 1999.9 |
| SDSSp J225529.09-003433.4 | 90 | 22 55 29.07 | -00 34 33.6 | 15.65 ± 0.06 | 14.44 ± 0.08 | -0.036 ± 0.001 | -0.176 ± 0.003 | 44 | L0 | — | 62 ± 10 ^q | 53 ± 9 | — | 1999.6 |
| SDSS J225913.88-005158.2 | 40 | 22 59 13.88 | -00 51 58.1 | 16.36 ± 0.10 | 14.65 ± 0.09 | 0.084 ± 0.017 | 0.068 ± 0.017 | 10 | L2 | — | 65 ± 5 | 33 ± 6 | — | 2000.7 |
| 2MASS J23062928-0502285 | 33 | 23 06 29.28 | -05 02 28.5 | 11.35 ± 0.02 | 10.30 ± 0.02 | 0.922 ± 0.002 | -0.472 ± 0.003 | 12 | M8 | — | 12.1 ± 0.4 ^f | 59.5 ± 1.9 | — | 1998.7 |
| SSSPM J2310-1759 | 62 | 23 10 18.46 | -17 59 09.0 | 14.38 ± 0.03 | 12.97 ± 0.03 | 0.024 ± 0.017 | -0.246 ± 0.013 | 31 | L0 | L1 | 34 ± 4 | 40 ± 5 | — | 1998.5 |
| 2MASS J23211254-1326282 | 45 | 23 21 12.54 | -13 26 28.2 | 14.50 ± 0.03 | 13.14 ± 0.03 | 0.550 ± 0.036 | -0.171 ± 0.036 | 22 | L1 | L1 | 32 ± 2 | 87 ± 8 | — | 1999.5 |
| 2MASS J23224684-3133231 | 74 | 23 22 46.88 | -31 33 23.1 | 13.58 ± 0.03 | 12.32 ± 0.02 | -0.210 ± 0.017 | -0.519 ± 0.020 | 19 | L0 | — | 23 ± 3 | 62 ± 8 | — | 1999.6 |
| 2MASS J23254530+4251488 | 20 | 23 25 45.30 | +42 51 48.8 | 15.49 ± 0.05 | 13.76 ± 0.05 | 0.00 ± 0.22 | -0.28 ± 0.10 | 36 | L8 | — | 14 ± 1 | 20 ± 2 | — | 1998.8 |
| SDSS J232804.58-103845.7 | 18 | 23 28 04.59 | -10 38 45.2 | 16.89 ± 0.06 ^a | 15.24 ± 0.06 ^a | -0.010 ± 0.015 | -0.037 ± 0.015 | 19 | — | L3.5 | 64 ± 6 | 12 ± 5 | — | 1998.8 |
| 2MASS J23302258-0347189 | 20 | 23 30 22.58 | -03 47 18.9 | 14.48 ± 0.03 | 13.12 ± 0.03 | 0.232 ± 0.017 | 0.032 ± 0.014 | 10 | L1 | — | 31 ± 4 | 35 ± 5 | — | 1998.8 |
| 2MASS J23310161-0406193 | 33 | 23 31 01.61 | -04 06 19.3 | 12.94 ± 0.02 | 11.95 ± 0.03 | 0.401 ± 0.019 | -0.231 ± 0.019 | 29 | M8 | — | 26 ± 1 ^w | 58 ± 3 | CB | 1998.8 |
| 2MASS J23312174-2749500 | 57 | 23 31 21.74 | -27 49 50.0 | 11.65 ± 0.02 | 10.65 ± 0.02 | 0.077 ± 0.002 | 0.760 ± 0.001 | 12 | M7.5 | — | 14.5 ± 0.4 ^f | 52.4 ± 1.6 | — | 1999.4 |
| 2MASS J23312378-4718274 | 13 | 23 31 23.78 | -47 18 27.4 | 15.66 ± 0.07 | 15.39 ± 0.20 | 0.104 ± 0.013 | -0.049 ± 0.019 | 19 | — | T5 | 13 ± 2 | 7 ± 1 | — | 2000.8 |
| 2MASS J23343945+1933041 | 33 | 23 34 39.45 | +19 33 04.1 | 12.78 ± 0.02 | 11.62 ± 0.02 | -0.236 ± 0.019 | -0.117 ± 0.019 | 29 | M8 | — | 21 ± 2 | 26 ± 3 | — | 1997.8 |
| 2MASS J23364395+2153388 | 57 | 23 36 43.95 | +21 53 38.8 | 12.71 ± 0.02 | 11.72 ± 0.02 | 0.203 ± -0.037 | 0.024 ± 0.019 | 29 | M7 | — | 25 ± 3 | 46 ± 6 | — | 2000.4 |
| 2MASS J23371491-0838084 | 22 | 23 37 14.91 | -08 38 08.4 | 12.19 ± 0.03 | 11.19 ± 0.02 | 0.248 ± 0.019 | 0.017 ± 0.019 | 29 | M7 | — | 20 ± 2 | 24 ± 3 | — | 1998.8 |
| 2MASS J2339101+135230 | 10 | 23 39 10.25 | +13 52 28.4 | 16.08 ± 0.06 ^c | 16.07 ± 0.06 ^c | 0.30 ± 0.15 | -0.77 ± 0.12 | 4 | — | T5 | 18 ± 2 | 73 ± 13 | — | 2000.9 |
| 2MASS J23440624-0733282 | 49 | 23 44 06.24 | -07 33 28.2 | 14.80 ± 0.04 | 13.23 ± 0.03 | 0.021 ± 0.017 | -0.051 ± 0.008 | 10 | L4.5 | — | 20 ± 2 | 5 ± 1 | — | 1998.8 |
| 2MASS J23453903+0055137 | 83 | 23 45 39.03 | +00 55 13.7 | 13.77 ± 0.03 | 12.58 ± 0.03 | 0.101 ± 0.019 | -0.034 ± 0.014 | 10 | L0 | — | 26 ± 2 | 13 ± 2 | — | 2000.6 |
| 2MASS J23464599+1129094 | 74 | 23 46 45.99 | +11 29 09.4 | 12.80 ± 0.02 | 11.61 ± 0.02 | -0.40 ± 0.07 | -0.07 ± 0.06 | 36 | M9 | — | 18 ± 1 | 36 ± 7 | — | 2000.7 |
| 2MASS J23465471-3153532 | 25 | 23 46 54.71 | -31 53 53.2 | 13.28 ± 0.02 | 12.20 ± 0.03 | 0.460 ± 0.030 | -0.458 ± 0.030 | 16 | M8 | — | 27 ± 2 | 83 ± 9 | — | 1999.0 |
| 2MASS J23473680+2702068 | 33 | 23 47 36.80 | +27 02 06.8 | 13.19 ± 0.02 | 11.98 ± 0.02 | 0.313 ± 0.019 | 0.033 ± 0.019 | 29 | M9 | — | 22 ± 1 | 33 ± 3 | — | 1998.0 |
| 2MASS J23494899+1224386 | 33 | 23 49 48.99 | +12 24 38.6 | 12.60 ± 0.02 | 11.56 ± 0.02 | 0.118 ± 0.019 | -0.209 ± 0.019 | 29 | M8 | — | 20 ± 2 | 20 ± 2 | — | 1998.7 |
| 2MASS J23515044-2537367 | 61 | 23 51 50.44 | -25 37 36.7 | 12.47 ± 0.03 | 11.27 ± 0.03 | 0.387 ± 0.021 | 0.163 ± 0.009 | 17 | M8 | — | 18 ± 2 | 36 ± 4 | — | 1998.9 |
| 2MASS J23535946-0833311 | 77 | 23 53 59.46 | -08 33 31.1 | 13.03 ± 0.03 | 11.93 ± 0.03 | -0.6 ± 0.2 | 0.0 ± 0.2 | 9 | M8.5 | — | 22 ± 2 | 61 ± 22 | — | 1998.8 |
| 2MASS J23565477-1553310 | 10 | 23 56 54.77 | -15 53 31.1 | 15.76 ± 0.06 ^c | 15.62 ± 0.06 ^c | -0.443 ± 0.002 | -0.600 ± 0.002 | 44 | — | T5.5 | 14.5 ± 0.7 ^q | 51.3 ± 2.6 | — | 1998.5 |

Note. — Discovery Reference Key: 1 = Artigau et al. (2006) 2 = Becklin & Zuckerman (1988) 3 = Berriman et al. (2003) 4 = Biller et al. (2006) 5 = Bouy et al. (2003) 6 = Burgasser et al. (2004) 6B = Burgasser (2004a) 7 = Burgasser et al. (1999) 8 = Burgasser et al. (2000a) 9 = Burgasser et al. (2000b) 10 = Burgasser et al. (2003b) 11 = Burgasser et al. (2003a) 12 = Burgasser et al. (2003a) 13 = Burgasser et al. (2004) 14 = Burgasser et al. (2003c) 15 = Ruiz et al. (2001) 16 = Chauvin et al. (2004) 17 = Chauvin et al. (2005) 18 = Chiu et al. (2006) 19 = Cruz et al. (2007) 20 = Cruz et al. (in prep) 21 = Cruz et al. (2007) 22 = Cruz & Reid (2002) 23 = Dahn et al. (2002) 24 = Deacon & Hambly (2007) 25 = Deacon et al. (2005) 26 = Delfosse et al. (1997) 27 = Delfosse et al. (1999) 28 = Delfosse et al. (2001) 29 = Ellis et al. (2005) 30 = Fan et al. (2000) 31 = Folkes et al. (2007) 32 = Geballe et al. (2002) 33 = Gizis et al. (2000) 34 = Gizis et al. (2001) 35 = Gizis et al. (2003) 36 = Gizis (2002) 37 = EROS Collaboration et al. (1999) 38 = Golinowski et al. (2004) 39 = Hall (2002) 40 = Hawley et al. (2002) 41 = Henry et al. (1991) 43 = Kendall et al. (2003) 44 = Kendall et al. (2004) 45 = Kendall et al. (2007) 46 = Kirkpatrick et al. (1999) 48 = Kirkpatrick et al. (2006) 49 = Kirkpatrick et al. (in prep) 50 = Kirkpatrick et al. (1997) 51 = Kirkpatrick et al. (1991) 52 = Kirkpatrick et al. (1993) 53 = Kirkpatrick et al. (2001) 54 = Knapp et al. (2004) 55 = Leggett et al. (2000) 56 = Lépine et al. (2002) 57 = Luyten (1995) 58 = Liebert & Gizis (2006) 59 = Liebert et al. (2003) 60 = Liu et al. (2002) 61 = Liu et al. (2002) 62 = Lodiou et al. (2005) 63 = Lodiou et al. (2007) 64 = Luhman

(2007) 65 = Martín et al. (1999) 66 = Martín et al. (1994) 67 = McElwain & Burgasser (2006) 68 = Ménard et al. (2002) 69 = Metchev & Hillenbrand (2004) 70 = Metchev & Hillenbrand (2006) 71 = Mugaauer et al. (2006) 72 = Nakajima et al. (1995) 73 = Neuhauser et al. (2005) 74 = Paper 10 75 = Phan-Bao et al. (2008) 76 = Phan-Bao et al. (2006) 77 = Phan-Bao et al. (2001) 78 = Phan-Bao et al. (2003) 79 = Potter et al. (1998) 80 = Probst & Liebert (1983) 81 = Rebolo et al. (1998) 82 = Reid et al. (in prep) 84 = Reid & Cruz (2002) 85 = Reid & Gilmore (1981) 86 = Reylic & Robin (2004) 87 = Ruiz et al. (1997) 88 = Schneider et al. (2003) 89 = Schneider et al. (1991) 90 = Schneider et al. (2002) 91 = Scholz & Meisinger (2002) 92 = Scholz et al. (2003) 93 = Scholz et al. (2000) 94 = Scholz et al. (2005) 95 = Stern et al. (2007) 96 = Teegarden et al. (2003) 98 = Thorstensen & Kirkpatrick (2003) 99 = Tinney et al. (2005) 100 = Tinney et al. (1993) 101 = Tinney et al. (1998) 102 = Tinney et al. (1993) 103 = Tsvetanov & Wilson et al. (2001) 105 = Wilson et al. (2003) 106 = Wilson et al. (2002) 107 = Zapatero Osorio et al. (2002) 108 = Looper et al. (2008) 109 = Hambly et al. (2004)

a. — PM reference 1 = Artigau et al. (2006) 2 = Bartlett (2007) 3 = Burgasser (2004a) 4 = Burgasser et al. (2003b) 5 = Burgasser et al. (2004) 6 = Burgasser et al. (2007b) 7 = Burgasser et al. (2008b) 8 = Burgasser et al. (2003c) 9 = Caballero (2007) 10 = Jameson et al. (2007) 11 = Ruiz et al. (2001) 12 = Costa et al. (2006) 13 = Costa et al. (2007) 14 = Cruz et al. (2005) 15 = Dahn et al. (2002) 16 = Deacon et al. (2007) 17 = Deacon & Hambly (2007) 18 = Ellis et al. (2005) 19 = Faherty et al. (2008) 20 = Folkes et al. (2007) 21 = Gizis et al. (2007) 22 = Hambly et al. (2001) 23 = Henry et al. (2006) 24 = Kendall et al. (2003) 25 = Kendall et al. (2004) 27 = Kendall et al. (2007) 28 = Lépine et al. (2002) 29 = Luyten (1995) 30 = Lodyen et al. (2005) 31 = Lodyen et al. (2002) 32 = Looper et al. (2007) 33 = Monet et al. (1992) 34 = Perryman et al. (1997) 35 = Phan-Bao et al. (2008) 36 = Schmidt et al. (2007) 37 = Sieglar et al. (2000) 38 = Stern et al. (2007) 39 = Teixeira et al. (2000) 40 = Thorstensen & Kirkpatrick (2003) 41 = Tinney et al. (2005) 42 = Tinney et al. (1996) 43 = Tinney et al. (2003) 44 = Vrba et al. (2007) 46 = van Altena et al. (1995)

b. — Key for distance and photometry footnotes: a = Chiu et al. 2006 MKO photometry converted to 2MASS b = Kendall et al. 2007 MKO photometry converted to 2MASS c = Knapp et al. 2004 MKO photometry converted to 2MASS d = Lodyen et al. 2007 MKO photometry converted to 2MASS e = Parallax from Bartlett (2007) f = Parallax from Costa et al. (2006) g = Parallax from Costa et al. (2005) h = Parallax from Dahn (2002) i = Parallax from Gizis et al. (2007) j = Parallax from Henry et al. (2006) k = Parallax from Monet et al. (1992) l = Parallax from Perryman et al. (1997) m = Parallax from Thorstensen & Kirkpatrick (2003) n = Parallax from Tinney et al. (2003) o = Parallax from van Altena et al. (1995) p = Parallax from van Altena et al. (1995) q = Parallax from Vrba et al. (2004) r = Parallax from Bouy et al. (2003) t = Binary Distance from Burgasser & McElwain (2006) u = Binary Distance from Burgasser et al. (2006b) v = Binary Distance from Burgasser et al. (2007b) w = Binary Distance from Close et al. (2003) x = Binary Distance from Loe et al. (2005) y = Binary Distance from Kirkpatrick et al. (2000) z = Binary Distance from Law et al. (2006) aa = Binary Distance from Liu et al. (2006) bb = Binary Distance from Martín et al. (2005) cc = Binary Distance from Martín et al. (2006) dd = Binary Distance from McElwain & Burgasser (2006) ee = Binary Distance from Reid et al. (2006) ff = Binary Distance from Sieglar et al. (2003) gg = Binary Distance from Sieglar et al. (2007) hh = Binary Distance from vlbinary.org ii = Binary Distance from Burgasser (2007)

2MASS is a wide, very low mass companion, UBL is an Unusually Blue L dwarf, LG is a low surface-gravity dwarf, YC is a dwarf linked to a young cluster, CB is a close binary unresolved in 2MASS

Table 4. Discrepant Proper Motion Values

| Name | $\mu_{\alpha \cos(\delta)}$ (" / yr) This Paper | μ_{dec} (" / yr) This Paper | $\mu_{\alpha \cos(\delta)}$ (" / yr) Literature | μ_{dec} (" / yr) Literature | Reference |
|------------------------|---|---------------------------------------|---|---------------------------------------|-----------|
| SIPS J0050-1538 | -0.229 ± 0.018 | -0.494 ± 0.019 | -0.495 ± 0.039 | -0.457 ± 0.038 | 16 |
| 2MASSJ02271036-1624479 | 0.426 ± 0.016 | -0.297 ± 0.017 | 0.509 ± 0.016 | -0.303 ± 0.010 | 16 |
| 2MASSJ09393548-2448279 | 0.592 ± 0.019 | -1.064 ± 0.021 | 0.486 ± 0.031 | -1.042 ± 0.055 | 41 |
| 2MASSWJ1155395-372735 | 0.050 ± 0.012 | -0.767 ± 0.015 | 0.113 ± 0.005 | -0.861 ± 0.039 | 16 |
| | | | 0.013 ± 0.015 | -0.778 ± 0.013 | 9 |
| | | | 0.06 ± 0.04 | -0.82 ± 0.07 | 36 |
| 2MASSJ13411160-3052505 | 0.030 ± 0.013 | -0.134 ± 0.015 | 0.109 ± 0.014 | -0.163 ± 0.022 | 17 |
| 2MASSJ13475911-7610054 | 0.203 ± 0.005 | 0.038 ± 0.020 | 0.257 ± 0.063 | 0.287 ± 0.063 | 22 |
| | | | 0.193 ± 0.011 | 0.049 ± 0.019 | 35 |
| 2MASSWJ1448256+103159 | 0.262 ± 0.022 | -0.120 ± 0.022 | 0.70 ± 0.15 | -0.10 ± 0.16 | 36 |
| | | | 0.249 ± 0.015 | -0.099 ± 0.016 | 10 |
| 2MASSWJ1507476-162738 | -0.128 ± 0.014 | -0.906 ± 0.015 | -0.043 ± 0.011 | -1.037 ± 0.255 | 16 |
| | | | -0.1615 ± 0.0016 | -0.8885 ± 0.0006 | 15 |
| | | | -0.147 ± 0.003 | -0.890 ± 0.002 | 12 |
| | | | -0.09 ± 0.11 | -0.88 ± 0.06 | 36 |
| 2MASSJ15485834-1636018 | -0.210 ± 0.016 | -0.107 ± 0.017 | -0.189 ± 0.016 | -0.176 ± 0.015 | 17 |
| | | | -0.098 ± 0.043 | -0.161 ± 0.042 | 22 |
| 2MASSWJ1555157-095605 | 0.950 ± 0.015 | -0.767 ± 0.015 | 0.929 ± 0.014 | -2.376 ± 0.017 | 10 |
| | | | 0.961 ± 0.017 | -0.835 ± 0.014 | 16 |
| | | | -0.400 ± 1.200 | -1.900 ± 1.100 | 9 |
| 2MASSJ19360187-5502322 | 0.169 ± 0.009 | -0.298 ± 0.016 | 0.603 ± 0.037 | -0.579 ± 0.035 | 16 |
| | | | 0.22 ± 0.29 | -0.19 ± 0.28 | 36 |
| 2MASSJ22551861-5713056 | -0.216 ± 0.011 | -0.260 ± 0.020 | 0.394 ± 0.321 | -1.525 ± 0.319 | 22 |
| | | | -0.16 ± 0.11 | -0.32 ± 0.13 | 36 |
| 2MASSJ23302258-0347189 | 0.223 ± 0.022 | 0.014 ± 0.022 | 0.349 ± 0.051 | -0.107 ± 0.016 | 16 |
| | | | 0.232 ± 0.017 | 0.032 ± 0.013 | 10 |

Note. — Details on the discrepant proper motion objects. We note only objects whose proper motion values were discrepant by more than 2σ . Proper motion references are listed in Table 3.

Table 5. Median Photometric and Kinematic Properties of Ultracool Dwarfs

| SpT | N_μ | μ_{median} (" / yr) | σ_μ (" / yr) | Median Dist (pc) | σ_{dist} (pc) | N_{J-K_s} | $(J - K_s)_{avg}$ | $2^*\sigma_{J-K_s}$ | N_{Red} | N_{Blue} |
|-------|---------|----------------------------|--------------------------|---------------------|-------------------------|-------------|-------------------|---------------------|-----------|------------|
| (1) | (2) | (3) | (4) | (5) | (6) | (7) | (8) | (9) | (10) | (11) |
| M7 | 88 | 0.261 | 0.553 | 25 | 10 | 160 | 1.08 | 0.19 | 0 | 1 |
| M8 | 114 | 0.210 | 0.403 | 23 | 8 | 147 | 1.14 | 0.18 | 1 | 1 |
| M9 | 71 | 0.204 | 0.357 | 22 | 10 | 107 | 1.20 | 0.22 | 1 | 0 |
| L0 | 93 | 0.111 | 0.211 | 32 | 19 | 92 | 1.31 | 0.37 | 4 | 1 |
| L1 | 83 | 0.208 | 0.301 | 31 | 21 | 82 | 1.39 | 0.37 | 4 | 1 |
| L2 | 58 | 0.185 | 0.209 | 32 | 17 | 63 | 1.52 | 0.40 | 5 | 1 |
| L3 | 64 | 0.189 | 0.398 | 33 | 17 | 67 | 1.65 | 0.39 | 1 | 1 |
| L4 | 50 | 0.183 | 0.284 | 27 | 12 | 44 | 1.73 | 0.40 | 2 | 2 |
| L5 | 43 | 0.323 | 0.281 | 24 | 12 | 43 | 1.74 | 0.40 | 0 | 1 |
| L6 | 36 | 0.215 | 0.339 | 26 | 12 | 31 | 1.75 | 0.40 | 4 | 2 |
| L7 | 21 | 0.247 | 0.186 | 23 | 9 | 15 | 1.81 | 0.40 | 0 | 2 |
| L8 | 16 | 0.280 | 0.368 | 19 | 8 | 16 | 1.77 | 0.33 | 2 | 0 |
| L9 | 3 | 0.424 | 0.200 | 20 | 6 | 7 | 1.69 | 0.19 | 0 | 0 |
| T0 | 9 | 0.333 | 0.165 | 18 | 4 | 8 | 1.63 | 0.40 | 0 | 0 |
| T1 | 11 | 0.289 | 1.336 | 23 | 9 | 10 | 1.31 | 0.40 | 1 | 1 |
| T2 | 13 | 0.350 | 0.285 | 15 | 7 | 15 | 1.02 | 0.40 | 1 | 0 |
| T3 | 7 | 0.183 | 0.135 | 26 | 6 | 5 | 0.63 | 0.40 | 1 | 0 |
| T4 | 13 | 0.323 | 0.219 | 23 | 9 | 6 | 0.26 | 0.40 | 0 | 0 |
| T5 | 20 | 0.340 | 0.351 | 15 | 3 | 12 | 0.07 | 0.39 | 0 | 0 |
| T6 | 15 | 0.594 | 1.217 | 11 | 18 | 5 | -0.30 | 0.40 | 2 | 1 |
| T7-T8 | 13 | 1.218 | 0.764 | 9 | 3 | 6 | -0.08 | 0.40 | 0 | 1 |
| M7-M9 | 273 | 0.222 | 0.445 | 23 | 9 | 414 | 1.12 | 0.22 | 2 | 2 |
| L0-L9 | 467 | 0.189 | 0.292 | 29 | 17 | 460 | 1.53 | 0.40 | 22 | 11 |
| T0-T9 | 101 | 0.373 | 0.801 | 15 | 10 | 67 | 0.74 | 0.40 | 5 | 3 |

Note. — To calculate the $(J - K_s)_{avg}$ for each spectral type, we chose only objects that were not identified as binaries, young cluster members, subdwarfs and/or had σ_J and $\sigma_{K_s} < 0.20$.

Table 6. 20 pc Sample

| SpT | N | N High V_{tan} | median V_{tan} (km s ⁻¹) | median V_{tan} with high V_{tan} (km s ⁻¹) | σ_{tan} (km s ⁻¹) | σ_{tan} with high V_{tan} (km s ⁻¹) | Age (Gyr) | Age with high V_{tan} (Gyr) |
|-------|-----|---------------------|---|--|---|--|-------------------------------------|-------------------------------------|
| (1) | (2) | (3) | (4) | (5) | (6) | (7) | (8) | (9) |
| M7 | 29 | 0 | 25 | 25 | 20 | 20 | — | — |
| M8 | 37 | 1 | 33 | 33 | 20 | 25 | — | — |
| M9 | 27 | 1 | 26 | 26 | 22 | 26 | — | — |
| L0 | 9 | 0 | 19 | 19 | 21 | 21 | — | — |
| L1 | 19 | 0 | 30 | 30 | 29 | 29 | — | — |
| L2 | 10 | 0 | 27 | 27 | 16 | 16 | — | — |
| L3 | 12 | 3 | 32 | 38 | 20 | 46 | — | — |
| L4 | 15 | 1 | 27 | 27 | 20 | 28 | — | — |
| L5 | 16 | 0 | 27 | 27 | 21 | 21 | — | — |
| L6 | 10 | 0 | 28 | 28 | 24 | 24 | — | — |
| L7 | 9 | 0 | 30 | 30 | 9 | 9 | — | — |
| L8 | 12 | 0 | 25 | 25 | 20 | 20 | — | — |
| L9 | 2 | 0 | 41 | 41 | 0 | 0 | — | — |
| T0 | 6 | 0 | 32 | 32 | 15 | 15 | — | — |
| T1 | 3 | 0 | 66 | 66 | 28 | 28 | — | — |
| T2 | 8 | 0 | 26 | 26 | 5 | 5 | — | — |
| T3 | 1 | 0 | 39 | 39 | 0 | 0 | — | — |
| T4 | 5 | 0 | 21 | 21 | 16 | 16 | — | — |
| T5 | 20 | 0 | 21 | 21 | 23 | 23 | — | — |
| T6 | 14 | 0 | 44 | 44 | 22 | 22 | — | — |
| T7 | 10 | 1 | 45 | 54 | 15 | 34 | — | — |
| T8 | 3 | 0 | 57 | 57 | 8 | 8 | — | — |
| M7-M9 | 93 | 2 | 29 | 29 | 21 | 24 | 3.0 ^{+1.0} _{-0.8} | 5.0 ^{+1.7} _{-1.4} |
| L0-L9 | 114 | 5 | 27 | 27 | 21 | 26 | 3.2 ^{+1.1} _{-0.9} | 6.6 ^{+2.2} _{-1.8} |
| T0-T9 | 70 | 1 | 30 | 31 | 20 | 24 | 2.8 ^{+1.0} _{-0.8} | 4.6 ^{+1.6} _{-1.3} |

Note. — The age range is calculated from the Wielen (1977) age-velocity relation for the disk which uses a value of α of (1/3).

Table 7. Full Astrometric Sample

| SpT | N | N High V_{tan} | median V_{tan} (km s ⁻¹) | median V_{tan} with high V_{tan} (km s ⁻¹) | σ_{tan} (km s ⁻¹) | σ_{tan} with high V_{tan} (km s ⁻¹) | Age (Gyr) | Age with high V_{tan} (Gyr) |
|-------|-----|---------------------|---|--|---|--|-------------------------------------|-------------------------------------|
| (1) | (2) | (3) | (4) | (5) | (6) | (7) | (8) | (9) |
| M7 | 88 | 0 | 27 | 27 | 19 | 19 | — | — |
| M8 | 114 | 1 | 27 | 27 | 21 | 23 | — | — |
| M9 | 71 | 1 | 23 | 23 | 19 | 21 | — | — |
| L0 | 93 | 1 | 19 | 19 | 16 | 21 | — | — |
| L1 | 83 | 2 | 32 | 33 | 23 | 27 | — | — |
| L2 | 58 | 0 | 26 | 26 | 18 | 18 | — | — |
| L3 | 64 | 3 | 30 | 32 | 18 | 27 | — | — |
| L4 | 50 | 1 | 25 | 27 | 20 | 23 | — | — |
| L5 | 43 | 0 | 25 | 25 | 20 | 20 | — | — |
| L6 | 36 | 1 | 26 | 27 | 18 | 24 | — | — |
| L7 | 21 | 1 | 28 | 28 | 13 | 22 | — | — |
| L8 | 16 | 0 | 25 | 25 | 19 | 19 | — | — |
| L9 | 3 | 0 | 38 | 38 | 17 | 17 | — | — |
| T0 | 9 | 0 | 26 | 26 | 13 | 13 | — | — |
| T1 | 11 | 0 | 31 | 31 | 25 | 25 | — | — |
| T2 | 13 | 0 | 26 | 26 | 11 | 11 | — | — |
| T3 | 7 | 0 | 25 | 25 | 10 | 10 | — | — |
| T4 | 13 | 0 | 32 | 32 | 22 | 22 | — | — |
| T5 | 20 | 0 | 21 | 21 | 23 | 23 | — | — |
| T6 | 15 | 0 | 36 | 36 | 23 | 23 | — | — |
| T7 | 10 | 1 | 45 | 54 | 15 | 34 | — | — |
| T8 | 3 | 0 | 57 | 57 | 8 | 8 | — | — |
| M7-M9 | 273 | 3 | 26 | 26 | 19 | 21 | 2.5 ^{+0.9} _{-0.7} | 3.2 ^{+1.1} _{-0.9} |
| L0-L9 | 467 | 10 | 26 | 26 | 19 | 23 | 2.5 ^{+0.9} _{-0.7} | 4.5 ^{+1.6} _{-1.3} |
| T0-T9 | 101 | 1 | 29 | 29 | 20 | 23 | 2.7 ^{+1.0} _{-0.8} | 4.0 ^{+1.4} _{-1.1} |

Note. — The age range is calculated from the Wielen (1977) age-velocity relation for the disk which uses a value of α of (1/3).

Table 8. Average Kinematics and Ages for the Subgroups

| SpT | N | Median V_{tan} km s ⁻¹ | σ_{tan} km s ⁻¹ | Age Range Gyr |
|-------------|-----|--|--------------------------------------|--|
| (1) | (2) | (3) | (4) | (5) |
| M7-T9/BLUE | 16 | 53 | 47 | 37.9 ^{+12.6} _{-10.3} |
| M7-T9/RED | 29 | 26 | 16 | 1.2 ^{+0.5} _{-0.4} |
| M7-L9/BLUE | 13 | 56 | 50 | 46.0 ^{+15.2} _{-12.4} |
| M7-L9/RED | 24 | 26 | 15 | 1.0 ^{+0.4} _{-0.3} |
| UBLs | 10 | 99 | 47 | 37.9 ^{+12.6} _{-10.3} |
| Low Gravity | 26 | 18 | 15 | 1.0 ^{+0.4} _{-0.3} |

Note. — The age range is calculated from the Wielen (1977) age-velocity relation for the disk which uses a value of α of (1/3).

Table 9. Details on Red Photometric Outliers

| Source Name | 2MASS J (mag) | 2MASS K_s (mag) | $\mu_{\alpha \cos(\delta)}$ (''/yr) | μ_{δ} (''/yr) | μ Ref. | SpT (opt) | SpT (IR) | V_{tan} (km s ⁻¹) | Note ^f |
|---------------------------|---------------------------|---------------------------|--|---------------------------|------------|--------------|-------------|------------------------------------|-------------------|
| (1) | (2) | (3) | (4) | (5) | (6) | (7) | (8) | (9) | (11) |
| 2MASS J00374306-5846229 | 15.37 ± 0.05 | 13.59 ± 0.05 | 0.049 ± 0.010 | -0.051 ± 0.020 | 19 | L0 | — | 18 ± 5 | LG |
| SDSSp J010752.33+004156.1 | 15.82 ± 0.06 | 13.71 ± 0.04 | 0.628 ± 0.007 | 0.091 ± 0.004 | 44 | L8 | L5.5 | 46.9 ± 3.3 | — |
| 2MASS J01244599-5745379 | 16.31 ± 0.11 | 14.32 ± 0.09 | -0.003 ± 0.010 | 0.018 ± 0.019 | 19 | L0 | — | 7 ± 7 | LG |
| 2MASS J01415823-4633574 | 14.83 ± 0.04 | 13.10 ± 0.03 | 0.104 ± 0.017 | -0.026 ± 0.024 | 19 | L0 | L0 | 21 ± 4 | LG |
| 2MASS J01490895+2956131 | 13.45 ± 0.02 | 11.98 ± 0.02 | 0.1757 ± 0.0008 | -0.4021 ± 0.0007 | 15 | M9.5 | — | 46.8 ± 0.7 | — |
| 2MASSI J0243137-245329 | 15.42 ± 0.06 ^c | 15.22 ± 0.06 ^c | -0.288 ± 0.004 | -0.208 ± 0.003 | 44 | — | T6 | 18.0 ± 0.7 | — |
| 2MASS J03231002-4631237 | 15.39 ± 0.07 | 13.70 ± 0.05 | 0.060 ± 0.013 | -0.010 ± 0.019 | 19 | L0 | — | 16 ± 4 | LG |
| 2MASS J03264225-2102057 | 16.13 ± 0.09 | 13.92 ± 0.07 | 0.108 ± 0.014 | -0.146 ± 0.015 | 19 | L4 | — | 35 ± 5 | — |
| 2MASS J03421621-6817321 | 16.85 ± 0.14 | 14.54 ± 0.09 | 0.064 ± 0.007 | 0.021 ± 0.018 | 19 | L2 | — | 26 ± 5 | — |
| 2MASS J03552337+1133437 | 14.05 ± 0.02 | 11.53 ± 0.02 | 0.192 ± 0.017 | -0.613 ± 0.017 | 19 | L5 | — | 25 ± 5 | LG |
| 2MASS J04351455-1414468 | 11.88 ± 0.03 | 9.95 ± 0.02 | 0.009 ± 0.014 | 0.016 ± 0.014 | 19 | M8 | — | 1 ± 1 | LG |
| 2MASS J05012406-0010452 | 14.98 ± 0.04 | 12.96 ± 0.04 | 0.158 ± 0.014 | -0.139 ± 0.014 | 19 | L4 | — | 24 ± 5 | LG |
| 2MASSI J0512063-294954 | 15.46 ± 0.06 | 13.29 ± 0.04 | -0.028 ± 0.016 | 0.099 ± 0.018 | 19 | L4.5 | — | 13 ± 3 | — |
| 2MASS J05361998-1920396 | 15.77 ± 0.08 | 13.85 ± 0.06 | 0.017 ± 0.017 | -0.024 ± 0.018 | 19 | L1 | — | 8 ± 5 | — |
| AB Pic b | 16.18 ± 0.10 | 14.14 ± 0.08 | 0.0141 ± 0.0008 | 0.0452 ± 0.0010 | 34 | — | L1 | 10.2 ± 0.4 | VLMC |
| SDSS J080959.01+443422.2 | 16.51 ± 0.06 ^c | 14.34 ± 0.06 ^c | -0.198 ± 0.014 | -0.214 ± 0.019 | 19 | — | L6 | 35 ± 7 | — |
| SDSS J085834.42+325627.7 | 16.52 ± 0.06 ^a | 14.69 ± 0.06 ^a | -0.760 ± 0.023 | 0.075 ± 0.023 | 19 | — | T1 | 66 ± 3 | — |
| G 196-3B | 14.83 ± 0.05 | 12.78 ± 0.03 | -0.133 ± 0.040 | -0.185 ± 0.015 | 10 | L2 | — | 35 ± 5 | VLMC |
| 2MASS J12123389+0206280 | 16.13 ± 0.13 | 14.19 ± 0.09 | 0.065 ± 0.021 | -0.141 ± 0.021 | 19 | — | L1 | 49 ± 9 | — |
| 2MASS J13243559+6358284 | 15.60 ± 0.07 | 14.06 ± 0.06 | -0.343 ± 0.064 | -0.260 ± 0.048 | 32 | — | T2 | 26 ± 6 | — |
| SDSSp J132629.82-003831.5 | 16.37 ± 0.06 ^c | 14.17 ± 0.06 ^c | -0.226 ± 0.008 | -0.107 ± 0.006 | 44 | L8 | L5.5 | 23.8 ± 3.2 | — |
| SDSS J141530.05+572428.7 | 16.72 ± 0.06 ^a | 15.49 ± 0.06 ^a | 0.043 ± 0.013 | -0.345 ± 0.025 | 19 | — | T3 | 36 ± 12 | — |
| 2MASS J15311344+1641282 | 15.58 ± 0.06 | 13.80 ± 0.05 | -0.076 ± 0.025 | 0.040 ± 0.026 | 19 | — | L1 | 21 ± 8 | — |
| 2MASSI J1726000+153819 | 15.67 ± 0.07 | 13.66 ± 0.05 | -0.031 ± 0.013 | -0.048 ± 0.014 | 10 | L2 | — | 13 ± 3 | — |
| SDSS J175805.46+463311.9 | 16.17 ± 0.06 ^c | 15.99 ± 0.06 ^c | 0.026 ± 0.015 | 0.594 ± 0.016 | 10 | — | T6.5 | 34 ± 4 | — |
| 2MASS J21481633+4003594 | 14.15 ± 0.03 | 11.77 ± 0.02 | 0.770 ± 0.018 | 0.456 ± 0.024 | 19 | L6.5 | — | 30 ± 5 | — |
| 2MASS J21512543-2441000 | 15.75 ± 0.08 | 13.65 ± 0.05 | 0.278 ± 0.014 | -0.021 ± 0.015 | 19 | L3 | — | 55 ± 6 | — |
| 2MASSW J2206450-421721 | 15.56 ± 0.07 | 13.61 ± 0.06 | 0.111 ± 0.013 | -0.182 ± 0.018 | 19 | L2 | — | 45 ± 5 | — |
| 2MASSW J2244316+204343 | 16.47 ± 0.06 ^c | 13.93 ± 0.06 ^c | 0.252 ± 0.014 | -0.214 ± 0.011 | 10 | L6.5 | L7.5 | 30 ± 3 | — |

Note. — See Table 3 for references and notes referred to in this table.

Table 10. Details on Blue Photometric Outliers

| Source Name (1) | 2MASS J (mag) (2) | 2MASS K_s (mag) (3) | $\mu_{\alpha\cos(\delta)}$ (''/yr) (4) | μ_{δ} (''/yr) (5) | μ Ref. (6) | SpT (opt) (7) | SpT (IR) (8) | V_{tan} (km s^{-1}) (9) | Note ^r (11) |
|-----------------------------|---------------------------|-----------------------------|--|----------------------------------|-------------------|---------------------|--------------------|--|---------------------------|
| HD 3651B | 16.16 ± 0.03 | 16.87 ± 0.05 | -0.4611 ± 0.0007 | -0.3709 ± 0.0007 | 34 | — | T7.5 | 31.2 ± 0.3 | VLMC |
| SSSPM J0134-6315 | 14.51 ± 0.04 | 13.70 ± 0.04 | 0.077 ± 0.008 | -0.081 ± 0.009 | 30 | — | L0 | 19 ± 2 | — |
| 2MASS J02530084+1652532 | 8.39 ± 0.03 | 7.59 ± 0.05 | 3.404 ± 0.005 | -3.807 ± 0.005 | 23 | M7 | — | 92.9 ± 1.0 | — |
| SDSS J090900.73+652527.2 | 16.00 ± 0.06 ^a | 15.16 ± 0.06 ^a | -0.217 ± 0.003 | -0.138 ± 0.008 | 19 | — | T1 | 28 ± 1 | — |
| 2MASS J09211410-2104446 | 12.78 ± 0.02 | 11.69 ± 0.02 | 0.244 ± 0.016 | -0.908 ± 0.017 | 19 | L2 | — | 56 ± 4 | UBL |
| SDSS J093109.56+032732.5 | 16.75 ± 0.10 ^c | 15.65 ± 0.10 ^c | -0.612 ± 0.018 | -0.131 ± 0.018 | 19 | — | L7.5 | 108 ± 23 | UBL |
| 2MASSI J0937347+293142 | 14.58 ± 0.06 ^c | 15.51 ± 0.12 ^c | 0.973 ± 0.005 | -1.298 ± 0.006 | 44 | d/sdT6 | T6 | 47.2 ± 1.1 | — |
| SDSS J103321.92+400549.5 | 16.88 ± 0.06 ^a | 15.63 ± 0.10 ^a | 0.154 ± 0.013 | -0.188 ± 0.018 | 19 | — | L6 | 53 ± 10 | UBL |
| SDSS J112118.57+433246.5 | 17.19 ± 0.10 ^a | 16.15 ± 0.08 ^a | -0.057 ± 0.024 | 0.026 ± 0.033 | 19 | — | L7.5 | 14 ± 6 | UBL |
| 2MASS J11263991-5003550 | 14.00 ± 0.03 | 12.83 ± 0.03 | -1.570 ± 0.004 | 0.438 ± 0.011 | 20 | L4.5 | L9 | 106 ± 11 | UBL |
| SDSS J114805.02+020350.9 | 15.52 ± 0.07 | 14.51 ± 0.12 | 0.237 ± 0.026 | -0.322 ± 0.013 | 10 | L1 | — | 96 ± 8 | — |
| 2MASS J12162161+4456340 | 16.35 ± 0.10 | 15.02 ± 0.12 | -0.035 ± 0.014 | -0.004 ± 0.019 | 19 | L5 | — | 7 ± 3 | — |
| SDSS J142227.25+221557.1 | 17.01 ± 0.06 ^a | 15.67 ± 0.06 ^a | 0.047 ± 0.019 | -0.054 ± 0.020 | 19 | — | L6.5 | 14 ± 6 | UBL |
| DENIS-P J170548.38-051645.7 | 13.31 ± 0.03 | 12.03 ± 0.02 | 0.129 ± 0.014 | -0.103 ± 0.015 | 10 | — | L4 | 9 ± 1 | — |
| 2MASSI J1721039+334415 | 13.63 ± 0.02 | 12.49 ± 0.02 | -1.854 ± 0.017 | 0.602 ± 0.017 | 10 | L3 | — | 144 ± 13 | UBL |
| 2MASS J18261131+3014201 | 11.66 ± 0.02 | 10.81 ± 0.02 | -2.280 ± 0.010 | -0.684 ± 0.010 | 28 | M8.5 | — | 132 ± 9 | — |

Note. — See Table 3 for references and notes referred to in this table.

Table 11. High V_{tan} Objects

| Discovery Name (1) | J- K_s (2) | 2MASS J (mag) (3) | 2MASS K_s (mag) (4) | $\mu_{\alpha, \cos(\delta)}$ (" / yr) (5) | μ_{δ} (" / yr) (6) | SpT (opt) (7) | SpT (IR) (8) | Distance (pc) (9) | V_{tan} (km s^{-1}) (10) | Note ^f (11) |
|---------------------------|-----------------|---------------------------|-----------------------------|---|-----------------------------------|---------------------|--------------------|-------------------------|---|---------------------------|
| DENIS-P J1253108-570924 | 1.40 | 13.45 ± 0.02 | 12.05 ± 0.02 | -1.575 ± 0.005 | -0.434 ± 0.014 | L0.5 | — | 21 ± 3 | 162 ± 20 | — |
| 2MASSJ1721039+334415 | 1.14 | 13.63 ± 0.02 | 12.49 ± 0.02 | -1.854 ± 0.017 | 0.602 ± 0.017 | L3 | — | 16 ± 1 | 144 ± 13 | UBL |
| 2MASSJ11145133+2618235 | -0.25 | 15.86 ± 0.08 | < 16.11 | -3.03 ± 0.04 | -0.36 ± 0.04 | — | T7.5 | 10 ± 2 | 140 ± 22 | — |
| 2MASSWJ1411175+393636 | 1.40 | 14.64 ± 0.03 | 13.24 ± 0.04 | -0.911 ± 0.015 | 0.137 ± 0.016 | L1.5 | — | 32 ± 2 | 138 ± 10 | — |
| 2MASS J182611.31+301420.1 | 0.85 | 11.66 ± 0.02 | 10.81 ± 0.02 | -2.280 ± 0.010 | -0.684 ± 0.010 | M8.5 | — | 12 ± 1 | 132 ± 9 | — |
| 2MASSJ21501592-7520367 | 1.38 | 14.06 ± 0.03 | 12.67 ± 0.03 | 0.980 ± 0.048 | -0.281 ± 0.014 | L1 | — | 26 ± 3 | 125 ± 18 | — |
| 2MASSJ0251148-035245 | 1.40 | 13.06 ± 0.03 | 11.66 ± 0.02 | 1.128 ± 0.013 | -1.826 ± 0.020 | L3 | L1 | 12 ± 1 | 122 ± 11 | — |
| SDSS J133148.92-011651.4 | 1.35 | 15.48 ± 0.06 ^c | 14.12 ± 0.06 ^c | -0.407 ± 0.019 | -1.030 ± 0.014 | L6 | L8 | 23 ± 2 | 119 ± 11 | UBL |
| SDSSp J120358.19+001550.3 | 1.53 | 14.01 ± 0.03 | 12.48 ± 0.02 | -1.209 ± 0.018 | -0.261 ± 0.015 | L3 | — | 19 ± 2 | 109 ± 10 | — |
| SDSS J093109.56+032732.5 | 1.10 | 16.75 ± 0.10 ^c | 15.65 ± 0.10 ^c | -0.612 ± 0.018 | -0.131 ± 0.018 | — | L7.5 | 36 ± 8 | 108 ± 23 | UBL |
| 2MASS J033412.18-495332.2 | 0.98 | 11.38 ± 0.02 | 10.39 ± 0.02 | 2.308 ± 0.012 | 0.480 ± 0.019 | M9 | — | 10 ± 1 | 107 ± 7 | — |
| 2MASSJ11263991-5003550 | 1.17 | 14.00 ± 0.03 | 12.83 ± 0.03 | -1.570 ± 0.004 | 0.438 ± 0.011 | L4.5 | L9 | 14 ± 1 | 106 ± 11 | UBL |
| GJ 1001B, LHS 102B | 1.71 | 13.11 ± 0.02 | 11.40 ± 0.03 | 0.6436 ± 0.0032 | -1.4943 ± 0.0021 | L5 | L4.5 | 13.0 ± 0.7 ^j | 100.4 ± 5.2 | CB |
| 2MASS J132352.1+301433 | 1.10 | 13.68 ± 0.02 | 12.58 ± 0.02 | -0.695 ± 0.023 | 0.156 ± 0.027 | M8.5 | — | 30 ± 4 | 100 ± 15 | — |

Note. — See Table 3 for references and notes referred to in this table.

Table 12. Median Kinematics and Ages for the 20 pc sample of nearby Stars

| SpT | N ^a | U | σ_U | V | σ_V | W | σ_W | V_{tan} | σ_{tan} | Age from V_{tan} | N ^b | V_{tot} | σ_{tot} | Age from V_{tot} |
|-------|----------------|--------|------------|--------|------------|--------|------------|-----------|----------------|---------------------|----------------|-----------|----------------|---------------------|
| (1) | (2) | (km/s) | (km/s) | (km/s) | (km/s) | (km/s) | (km/s) | (km/s) | (km/s) | (Gyr) | (12) | (km/s) | (km/s) | (Gyr) |
| | | (3) | (4) | (5) | (6) | (7) | (8) | (9) | (10) | (11) | (12) | (13) | (14) | (15) |
| F | 139 | -6 | 28 | -8 | 18 | -6 | 16 | 25 | 17 | $1.7^{+0.6}_{-0.5}$ | 139 | 34 | 19 | $1.2^{+0.5}_{-0.4}$ |
| G | 221 | -16 | 38 | -15 | 29 | -5 | 21 | 32 | 27 | $7.3^{+2.5}_{-2.0}$ | 221 | 40 | 30 | $5.4^{+1.9}_{-1.5}$ |
| K | 308 | -13 | 42 | -20 | 30 | -8 | 18 | 35 | 28 | $7.8^{+2.6}_{-2.2}$ | 308 | 46 | 30 | $5.2^{+1.8}_{-1.5}$ |
| M0-M6 | 60 | -8 | 45 | -14 | 22 | -7 | 21 | 32 | 30 | $9.5^{+3.2}_{-2.9}$ | 60 | 38 | 31 | $6.0^{+2.0}_{-1.7}$ |
| M7-M9 | 93 | -6 | 26 | -14 | 20 | -7 | 20 | 29 | 24 | $5.0^{+1.4}_{-1.1}$ | 81 | 28 | 21 | $1.7^{+0.5}_{-0.5}$ |
| L0-L9 | 114 | -8 | 28 | -15 | 23 | -5 | 15 | 27 | 26 | $6.6^{+2.2}_{-1.8}$ | 168 | 25 | 24 | $2.6^{+0.9}_{-0.7}$ |
| T0-T8 | 70 | -8 | 33 | -12 | 21 | -8 | 16 | 31 | 24 | $4.6^{+1.6}_{-1.3}$ | 35 | 23 | 23 | $2.2^{+0.8}_{-0.7}$ |

^aThe number of objects used to calculate median V_{tan} values.

^bThe number of objects used to calculate median V_{tot} values and thus used in the U,V,W analysis.

Note. — Kinematic data for F,G,K, and early M stars gathered from the Soubiran et al. (2003), Kharchenko et al. (2004) and Nordström et al. (2004) catalogues. W_{\oplus} restricted to distances < 20 pc and proper motions > 20 mas/yr for comparison with our 20 pc ultracool dwarf sample.