

Collapse times of dipolar Bose-Einstein condensates

C. Ticknor¹, N.G. Parker², A. Melatos³, S.L. Cornish⁴, D.H.J. O'Dell² and A.M Martin³

¹ *ARC Centre of Excellence for Quantum-Atom Optics and Centre for Atom Optics and Ultrafast Spectroscopy, Swinburne University of Technology, Hawthorn, Victoria 3122, Australia.*

² *Department of Physics and Astronomy, McMaster University, Hamilton, Ontario, L8S 4M1, Canada.*

³ *School of Physics, University of Melbourne, Parkville, Victoria 3010, Australia.*

⁴ *Department of Physics, Durham University, Durham, DH1 3LE, UK.*

(Dated: December 7, 2021)

We investigate the time taken for global collapse by a dipolar Bose-Einstein condensate. Two semi-analytical approaches and exact numerical integration of the mean-field dynamics are considered. The semi-analytical approaches are based on a Gaussian ansatz and a Thomas-Fermi solution for the shape of the condensate. The regimes of validity for these two approaches are determined, and their predictions for the collapse time revealed and compared with numerical simulations. The dipolar interactions introduce anisotropy into the collapse dynamics and predominantly lead to collapse in the plane perpendicular to the axis of polarization.

PACS numbers: 03.75.Kk, 34.20.Cf

Long coherence times and a high degree of controllability make ultracold atomic gases suited to the study of non-equilibrium states of many-particle quantum systems. One example is the collapse of a Bose-Einstein condensate (BEC) [1, 2, 3, 4, 5, 6, 7, 8] by using a Feshbach resonance to change the s -wave scattering length a_s from positive to negative. Two limiting cases can be identified: global and local collapse depending, respectively, upon whether the (imaginary) healing length associated with a_s is of the same order as, or much smaller than, the size of the BEC. The mechanism of global collapse is an instability of the monopole collective excitation mode which grows exponentially, causing the entire condensate to collapse in 3D [9]. Meanwhile, for local collapse it is high-lying phonon modes whose amplitudes grow fastest [10]. Local collapse is expected when there is a sudden large change in a_s within a large system [8]. The stability of a trapped BEC can be parametrized by $k_s = Na_s/a_\rho$ [7, 11, 12, 13], where N is the number of atoms and a_ρ is the radial harmonic oscillator length of the trap. The system collapses when the interactions are attractive ($k_s < 0$) and $|k_s|$ exceeds a critical value $|k_s^c|$. An important parameter defining collapse is the *collapse time*, t_c , which is the time taken for atomic three-body losses to become significant [5]. Meanfield simulations including three-body loss have reproduced experimental results reasonably well [14].

The ⁵²Cr condensates made by the Stuttgart group [15] are the first to have large dipole-dipole interactions (in addition to the s -wave). Dipolar interactions are long-range and partially attractive, and thus the properties of dipolar BECs (DBECs) are rather intriguing. In recent experiments [16, 17] the collapse of a DBEC was triggered by reducing the repulsive s -wave interactions, with the collapse proceeding anisotropically and on a global scale. Motivated by these experiments, we theoretically model the timescale for the global collapse of a DBEC. This is achieved through mean-field simulations and two semi-analytic methods. The first semi-analytic

method is based on plasma physics treatments of the collapse of electrostatic [18, 19] and electromagnetic [20, 21] wavepackets. We apply it to the case where the initial state is weakly interacting. The second method is valid in the opposing interaction-dominated Thomas-Fermi (TF) regime; essentially we run the usual ballistic expansion equations [22, 23] in reverse.

The macroscopic wave function describing a BEC $\psi(\mathbf{r}, t)$ satisfies the Gross-Pitaevskii equation (GPE)

$$i\hbar \frac{\partial \psi}{\partial t} = \left[-\frac{\hbar^2 \nabla^2}{2m} + V_T + g|\psi|^2 + \Phi_{dd} - i\frac{\hbar K_3}{2}|\psi|^4 \right] \psi, \quad (1)$$

where $g = 4\pi\hbar^2 a_s/m$ and m is the atomic mass. The confining harmonic potential, $V_T(\mathbf{r}) = m\omega_\rho^2(\rho^2 + \gamma^2 z^2)/2$, where $\rho^2 = x^2 + y^2$, is cylindrically symmetric, with radial (axial) frequency ω_ρ ($\omega_z = \gamma\omega_\rho$). The term $\Phi_{dd}(\mathbf{r}, t) = \int d^3\mathbf{r}' U_{dd}(\mathbf{r} - \mathbf{r}') n(\mathbf{r}', t)$ accounts for the dipolar interactions $U_{dd}(\mathbf{r}) = \mu_0\mu^2(1 - 3\cos^2\theta)/(4\pi|\mathbf{r}|^3)$, where θ is the angle between the separation vector $\mathbf{r} - \mathbf{r}'$ and the polarization direction, taken to be the z -direction. The strength of the dipolar interactions are characterized in terms of $k_d = Na_d/a_\rho$, where $a_d = \mu_0\mu^2 m/(12\pi\hbar^2)$ is the length scale of the dipolar interactions. The last term in the GPE represents three-body loss where K_3 is the recombination rate. For the semi-analytic methods we assume that the DBEC collapses globally, maintaining a single-peaked density profile. In the GPE simulations some features of local collapse, discussed elsewhere [24], are observed. This typically occurs after considerable global collapse and as such the dynamics remain in good agreement with global collapse predictions.

Analogous collapse occurs in plasma physics where electrostatic [18, 19] and electromagnetic [20, 21] wave packets in a turbulent plasma undergo nonlinear self-focusing and Zakharov collapse. Following approaches for plasma wavepacket dynamics [19], and work by Lushnikov for DBECs [25], the equation of motion for the

mean square radius of the DBEC, $\langle r^2 \rangle = \langle \rho^2 + z^2 \rangle$, is

$$\partial_t^2 \langle r^2 \rangle = \left[\frac{6E}{mN} - \frac{2E_K}{mN} - 5\omega_\rho^2 \langle r^2 \rangle - 5\omega_\rho^2 (\gamma^2 - 1) \langle z^2 \rangle \right] \quad (2)$$

where $\langle r^2 \rangle = \int r^2 |\psi|^2 d^3\mathbf{r}$ and $\langle z^2 \rangle = \int z^2 |\psi|^2 d^3\mathbf{r}$. We assume an initial stable state with total and kinetic energy, E_0 and E_{K0} , and, $\langle r^2 \rangle = \langle r^2 \rangle_0$, $\langle z^2 \rangle = \langle z^2 \rangle_0$ with $d\langle r^2 \rangle_0/dt = d\langle z^2 \rangle_0/dt = 0$. Upon changing the strength of the s-wave interactions from a_{s0} to a_s the upper bound for the final value of $\langle r^2 \rangle$ is,

$$\langle r^2 \rangle_f \leq \langle r^2 \rangle_0 + \frac{1}{mN} [6E' - 2E_{K0} - 5m\omega_\rho^2 N \langle r^2 \rangle_0 - 5m\omega_\rho^2 N (\gamma^2 - 1) \langle z^2 \rangle_0] t^2, \quad (3)$$

where $E' = E_0 - E_{S0}(1 - a_s/a_{s0})$. Rearranging, the upper bound for the collapse time is,

$$t_c \leq \left| \frac{\langle r^2 \rangle_f - \langle r^2 \rangle_0}{\frac{6E'}{mN} - \frac{2E_{K0}}{mN} - 5\omega_\rho^2 \langle r^2 \rangle_0 - 5\omega_\rho^2 (\gamma^2 - 1) \langle z^2 \rangle_0} \right|^{\frac{1}{2}}, \quad (4)$$

where collapse occurs when $\langle r^2 \rangle_f = 0$.

In the limit of weak interactions the condensate can be modeled by a Gaussian ansatz (GA):

$$\psi_{\text{GA}} = \sqrt{N/l_\rho^2 l_z \pi^{3/2}} \exp\left(-\frac{\rho^2}{2l_\rho^2} - \frac{z^2}{2l_z^2}\right). \quad (5)$$

The energy E of this ansatz is evaluated using the GPE energy functional, and has four contributions: kinetic (E_K), trap (E_T), s-wave (E_S), and dipole (E_D) [26]. By minimising E with respect to the radii l_ρ and l_z [26, 27] the variational solutions for E_0 , $\langle r^2 \rangle_f$ and $\langle r^2 \rangle_0$ are found. This enables the time it takes for the BEC to go from $\langle r^2 \rangle_0$ to $\langle r^2 \rangle_f$ to be evaluated, via Eq. (4). For $\langle r^2 \rangle_f = 0$ this defines the collapse time.

When the interactions become dominant it is then appropriate to use the TF approximation, wherein the zero-point kinetic energy is neglected. In this limit, the non-dipolar GPE under harmonic trapping is known to support an exact scaling solution given by [22, 23],

$$n(\mathbf{r}, t) = n_0(t) \left[1 - \frac{\rho^2}{R_\rho^2(t)} - \frac{z^2}{R_z^2(t)} \right] \quad (6)$$

$$\mathbf{v}(\mathbf{r}, t) = \frac{1}{2} \nabla [\alpha_\rho(t) \rho^2 + \alpha_z(t) z^2] \quad (7)$$

where $n_0(t) = 15N/[8\pi R_\rho(t)^2 R_z(t)]$. This class of solution remains exact even in the presence of dipolar interactions [28, 29]. Substitution into the GPE yields equations of motion (8) and (9) for the radii [29]. These describe the two lowest-lying excitation modes, namely the axis-symmetric quadrupole and the monopole excitations.

It is important to establish how well the TF and GA approximations reproduce the exact ground state in the parameter space of k_s and k_d . We define their regimes

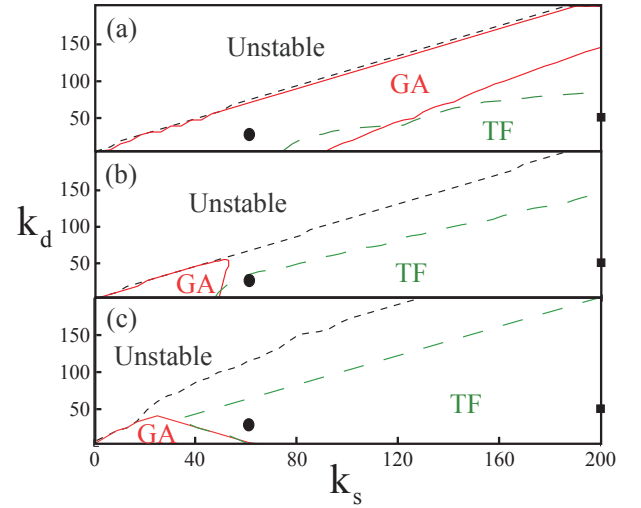


FIG. 1: The regimes of validity for the GA and TF ground states in the parameter space of k_s and k_d . Above the short dashed black curve there are no stable ground states to the GPE. The red solid (green long dashed) curve bounds the regions of validity of the GA (TF) solution, defined to be when their energy is within 5% of that of the true GPE ground state. Considered are the trap ratios of (a) $\gamma^2 = 0.1$, (b) 1 and (c) 10. In each of the figures the circles [squares] are the values for k_{s0} and k_d that are employed in Figs. 2(a-c) and Figs. 3(a-c) [Figs. 3(d-f)].

of validity to be when the energy of the GA or TF solution differs by less than 5% from the energy of the GPE solution. Fig. 1 maps out these regimes for (a) $\gamma^2 = 0.1$, (b) 1 and (c) 10. The short dashed black curve marks the threshold for collapse: above it there are no stable ground state solutions to the GPE. Hence, for a given k_d there is a unique k_s^c below which the system is unstable to collapse. The region bounded by the solid red (long dashed green) curve marks the region of validity for the GA (TF) solutions. In general we find that the GA gives a good approximation to the ground state for weak interactions and in regions close to the collapse threshold. By contrast, the TF solutions are most accurate in the presence of strong s-wave interactions and for parameters well away from the collapse threshold. Furthermore, trap geometry plays a key role in the validity of the solutions. In prolate, $\gamma < 1$, traps the GA (TF) approximation has a large (small) region in which it is valid, while for oblate, $\gamma > 1$, traps the opposite is true. This is because a prolate (oblate) dipolar BEC experiences a net attractive (repulsive) interaction due to the dominance of end-to-end (side-by-side) dipoles, and for such interactions the GA (TF) approximation works well. Note that close to the collapse threshold zero-point kinetic energy plays a significant role in stabilising the condensate and so the TF approximation does not provide a good description for ground states there. However, the TF approach can still be employed to model the collapse *dynamics* providing that the interactions dominate over zero-point kinetic energy during the dynamics. In practice this is achieved by beginning with an initial state that is well within the

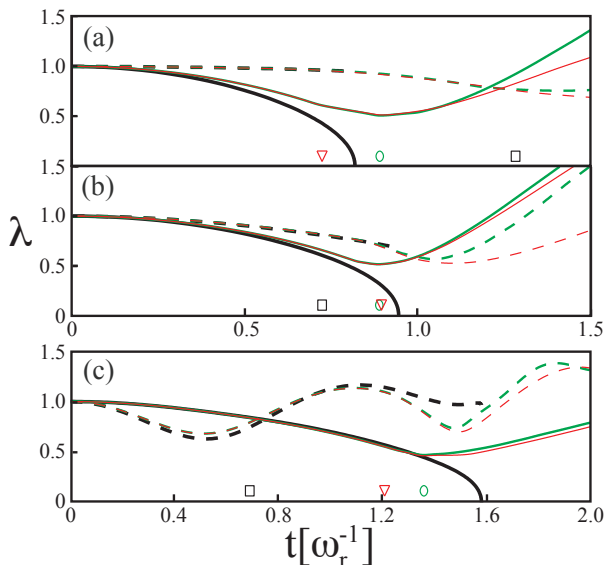


FIG. 2: $\lambda_\rho(t)$ and $\lambda_z(t)$ for $k_{s0} = 60$, $k_s = 0$ and $k_{d0} = k_d = 30$, with (a) $\gamma^2 = 0.1$, (b) 1, and (c) 10. The solid (dashed) curves correspond to λ_ρ (λ_z); thick black curves are solutions to Eqs. (8,9) and the thin red (medium green) curves are the full solutions to the GPE with (without) loss. The red triangle indicates when the sudden onset of loss has begun, for $K_3 = 2 \times 10^{-28}$ cm⁶/s [17]. The black square is t_c as derived from Eq. (4) using the GA and the green circle indicates when $\dot{\rho} = 0$ for the GPE solution in the absence of losses. For the GPE simulations we have defined $\lambda_\rho^2(t) = \langle \rho^2(t) \rangle / \langle \rho^2(0) \rangle$ and $\lambda_z^2(t) = \langle z^2(t) \rangle / \langle z^2(0) \rangle$.

regime of stability (a TF initial state), and then suddenly switching to a point in the parameter space that is deep in the collapse regime, i.e. bypassing the threshold for collapse. As the density increases during collapse $E_S + E_D$ continues to dominate E_K .

We now study the dynamical collapse in the TF limit. We define the scaling parameters $\lambda_i(t) = R_i(t)/R_{i0}$, where R_{i0} are the initial radii ($i = \rho, z$). Then, under general time-dependent changes in $k_s(t)$ and $k_d(t)$, the time evolution of $\lambda_\rho(t)$ and $\lambda_z(t)$ is given by,

$$\ddot{\lambda}_\rho = -\lambda_\rho + \frac{\alpha}{\lambda_\rho \lambda_z} \left[\frac{k_s(t)}{\lambda_\rho^2} - k_d(t) \left(\frac{1}{\lambda_\rho^2} + 3\kappa_0^2 \frac{f(\kappa_0 \lambda_\rho / \lambda_z)}{2(\kappa_0^2 \lambda_\rho^2 - \lambda_z^2)} \right) \right] \quad (8)$$

$$\ddot{\lambda}_z = -\gamma^2 \lambda_z + \frac{\alpha \kappa_0^2}{\lambda_\rho^2} \left[\frac{k_s(t)}{\lambda_z^2} + k_d(t) \left(\frac{2}{\lambda_z^2} + \frac{3f(\kappa_0 \lambda_\rho / \lambda_z)}{\kappa_0^2 \lambda_\rho^2 - \lambda_z^2} \right) \right], \quad (9)$$

where the unit of time is $1/\omega_\rho$, $\alpha = 15\kappa_0 a_\rho^5 / R_{\rho 0}^5$ and $f(\kappa) = \frac{1+2\kappa^2}{1-\kappa^2} - \frac{3\kappa^2 \operatorname{atanh}\sqrt{1-\kappa^2}}{(1-\kappa^2)^{3/2}}$. The initial aspect ratio, κ_0 , is evaluated from Eqs. (8,9) for $\ddot{\lambda}_i = 0$ [26, 29].

Figure 2 shows the evolution of λ_ρ (solid curves) and λ_z (dashed curves) as calculated from the TF equations (thick black curves) and numerical simulation of the GPE

with (thin red) and without (medium green) three-body loss. Specifically, the case where k_s is switched from $k_{s0} = 60$ to 0 ($k_d = k_{d0} = 30$) is considered, for (a) $\gamma^2 = 0.1$, (b) 1 and (c) 10. For these parameters the initial state of the BEC spans the regimes of validity of the TF and GA approaches. Comparing the GPE results to the TF analysis excellent agreement for the majority of the collapse is observed. Significant deviations only occur close to the point of collapse ($\lambda_\rho \rightarrow 0$) when the GPE collapse *bounces* and turns into an expansion of the system, consistent with the recent observation of a d-wave explosion following collapse [17]. Importantly, the collapse is highly anisotropic and occurs primarily in R_ρ , i.e. $R_\rho/R_z \rightarrow 0$ as $t \rightarrow t_c$, consistent with recent experimental observations [17]. The same behavior occurs in lower-hybrid collapse in turbulent plasmas [19, 30]. In the case of s-wave scattering, both R_ρ and R_z collapse at the same rate, with $R_\rho \propto (1 - t/t_c)^{1/2}$, analogous to electrostatic Zakharov collapse [19]. Furthermore, the fact that the TF parabolic scaling solutions give such a good description of the collapse indicates that, for the parameters considered, collapse is primarily a global effect and proceeds through a quadrupole collective mode. From the GPE simulations a collapse time is defined in terms of a sudden onset of loss (red triangle) for $K_3 > 0$. Numerical simulations indicate that in the limit $K_3 \rightarrow 0$ this coincides with the time at which $\dot{\rho} = 0$ (green circle). Hence, our results indicate that GPE simulations without three-body losses can be used to infer an upper limit for the collapse time. For pancake shaped geometries ($\gamma \gg 1$) the TF and GPE solutions exhibit significant oscillations in λ_z before collapse, as seen in Fig. 2(c).

From Eq. (4), using the GA, an upper bound for the collapse can be calculated (black squares in Fig. 2). For $\gamma^2 = 0.1$ the upper bound, is consistent with GPE results. As we move away from the regime where the GA is valid, Figs. 2(b,c), the upper bound for the collapse time becomes inconsistent with the GPE results.

Figure 3 presents the collapse times as k_s is switched from k_{s0} to k_s , for various geometries, as evaluated via Eq. (4) (solid black), Eqs. (8,9) (black circles), and GPE simulations with (red squares) and without (green +) three-body losses. For $k_s < k_s^c$ [left of the vertical dashed lines], the final state solutions are collapsed states, with the time it takes to collapse increasing, as k_s approaches k_s^c , from below. In all of the regimes presented we find that the TF approximation provides a good estimate for the upper bound of the collapse time. In contrast, Eq. (4), is only consistent with the GPE simulations in the limit of very weak interactions. Note the appearance of a sudden *step* in the TF and GPE collapse times in Fig. 3(f). When the dipolar interactions dominate, the collapse is highly anisotropic and complete collapse occurs first in R_ρ . However, for large and attractive s-wave interactions, the collapse can become almost isotropic and for pancake-shaped systems complete collapse can occur first in R_z . This step represents the transition between a complete collapse in R_z (left of the step) and R_ρ

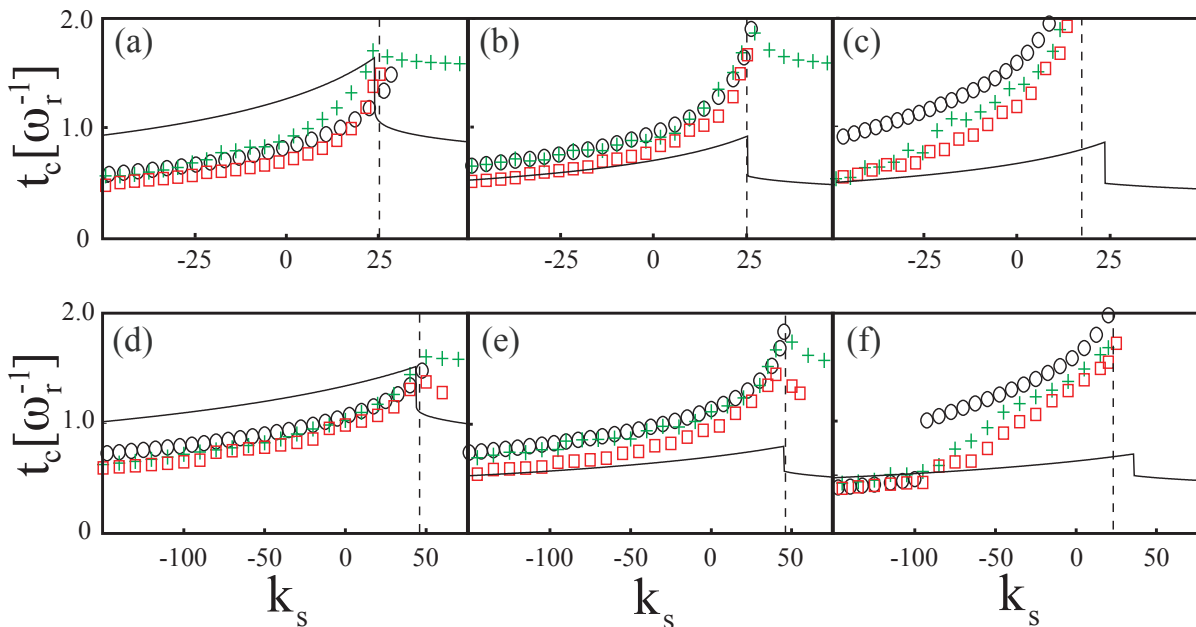


FIG. 3: Collapse time according to Eq. (4) (solid black curve), Eqs. (8,9) (black circles) and numerical integration of the GPE with (red squares) and without (green +, $\rho=0$) 3-body loss. For numerical solutions of the GPE with (without) loss we have used $K_3 = 2 \times 10^{-28}$ cm⁶/s [17] ($K_3 = 0$). (a-c) [(d-f)] $k_{s0} = 60$ [200] and $k_{d0} = 30$ [50], with (a) [(d)] $\gamma^2 = 0.1$, (b) [(e)] 1.0 and (c) [(f)] 10.0. The vertical dashed lines correspond to k_s^c as derived from static solutions to the GPE.

(right of the step).

In summary we have presented two simplified models of the collapse time of a DBEC, and compared them with exact numerical integration of dipolar GPE. When the atomic interactions are weak or attractive a GA for the initial DBEC can be assumed with an upper bound for the collapse time derived through a highly simplified equation of motion for the radius [Eq. (4)]. In the opposing regime where interactions dominate, TF equations of motion for the radii provide a convenient and approachable method to derive the time for global collapse. The validity of these two regimes is determined by the strength of the interactions and the aspect ratio of the trap. When dipolar interactions dominate, the collapse occurs in the plane perpendicular to the axis of polariza-

tion. The excellent agreement, for the parameters considered, between the TF dynamics and the full numerical simulations indicates that the collapse primarily occurs in a global manner and proceeds through a quadrupolar collective motion, consistent with the recent experimental observations [16, 17]. Finally, for oblate geometries, we observe two prominent deviations from this general behavior. Firstly, significant oscillations in λ_z can occur during collapse and secondly, for strong attractive s-wave interactions the collapse predominantly occurs in z rather than ρ .

This work was funded by the ARC (CT,AM,AMM), Canadian Commonwealth Scholarship Program (NGP), EPSRC and Royal Society (SLC) and NSERC (DHJOD).

-
- [1] C.A. Sacket *et al.*, Phys. Rev. Lett. **82**, 876 (1999).
[2] J.M. Gerton *et al.*, Nature **408**, 692 (2000).
[3] L. Khaykovic *et al.*, Science **296**, 1290 (2002).
[4] K.E. Strecker *et al.*, Nature **417**, 150 (2002).
[5] E.A. Donley *et al.*, Nature **412**, 295 (2001).
[6] S.L. Cornish, S.T. Thompson and C.E. Wieman, Phys. Rev. Lett. **96**, 170401 (2006).
[7] J.L. Roberts *et al.*, Phys. Rev. Lett. **86** 4211 (2001); N. R. Claussen *et al.*, Phys. Rev. A **67**, 060701 (2003).
[8] J.K. Chin, J.M. Vogels and W. Ketterle, Phys. Rev. Lett. **90**, 160405 (2003).
[9] C.A. Sackett, H.T.C. Stoof and R.G. Hulet, Phys. Rev. Lett. **80**, 2031 (1998).
[10] V.A. Yurovsky, Phys. Rev. A **65**, 033605 (2002).
[11] P.A. Ruprecht *et al.*, Phys. Rev. A **51** 4704 (1995).
[12] A. Gammal, T. Frederico and L. Tomio, Phys. Rev. A **64**, 055602 (2001).
[13] N.G. Parker *et al.*, J. Phys. B **40**, 3127 (2007).
[14] S. K. Adhikari, Phys. Rev A **66**, 013611 (2002); C. M. Savage, N. P. Robins and J. J. Hope, Phys. Rev. A **67**, 014304 (2003). Note that in the s-wave case a small, but noticeable, deviation in t_c between theory and experiment remains, and increasingly sophisticated models have not improved this, see S. Wüster *et al.*, Phys. Rev. A **75**, 043611 (2007).
[15] A. Griesmayer *et al.*, Phys. Rev. Lett. **94**, 160401 (2005).
[16] T. Koch *et al.*, Nature Physics **4**, 218 (2008).
[17] T. Lahaye *et al.*, Phys. Rev. Lett., **101**, 080401 (2008).
[18] V.E. Zakharov, Sov. Phys. JETP **34**, 62 (1972).
[19] P.A. Robinson, Rev. Mod. Phys. **69**, 507 (1997).

- [20] A. Melatos, F.A. Jenet and P.A. Robinson, *Physics of Plasmas* **14**, 020703 (2007).
- [21] F.A. Jenet, A. Melatos and P.A. Robinson, *Physics of Plasmas* **14**,100702 (2007).
- [22] Yu. Kagan, E.L. Surkov and G.V. Shlyapnikov, *Phys. Rev. A* **54**, 1753 (1996); *ibid.* **55** 18 (1997).
- [23] Y. Castin and R. Dunn, *Phys. Rev. Lett.* **77**, 5315 (1996).
- [24] N. G. Parker *et al.*, in preparation.
- [25] P.M. Lushnikov, *Phys. Rev. A* **66**, 051601(R) (2002).
- [26] S. Yi and L. You, *Phys. Rev. A* **63**, 053607 (2001); *Phys. Rev. A* **67**, 045601 (2003).
- [27] P. Pedri and L. Santos, *Phys. Rev. Lett.* **95**, 200404 (2005).
- [28] C. Eberlein, S. Giovanazzi and D.H.J. O'Dell, *Phys. Rev. A* **71**, 033618 (2005).
- [29] D.H.J. O'Dell, S. Giovanazzi and C. Eberlein, *Phys. Rev. Lett.* **92**, 250401 (2004).
- [30] A. Melatos and P.A. Robinson, *Physics of Plasmas* **3**, 1263 (1996).