

APPROXIMATION OF SUMS OF EXPERIMENTAL RADIATIVE STRENGTH FUNCTIONS OF DIPOLE GAMMA-TRANSITIONS IN THE REGION $E_\gamma \approx B_n$ FOR THE ATOMIC MASSES $40 \leq A \leq 200$

A.M. Sukhovej, W.I. Furman, V.A. Khitrov

Frank Laboratory of Neutron Physics, Joint Institute for Nuclear Research, 141980, Dubna, Russia

Abstract

The sums $k(E1) + k(M1)$ of radiative strength functions of dipole primary gamma-transitions were approximated with high precision in the energy region of $0.5 < E_1 < B_n - 0.5$ MeV for nuclei: ^{40}K , ^{60}Co , $^{71,74}\text{Ge}$, ^{80}Br , ^{114}Cd , ^{118}Sn , $^{124,125}\text{Te}$, ^{128}I , $^{137,138,139}\text{Ba}$, ^{140}La , ^{150}Sm , $^{156,158}\text{Gd}$, ^{160}Tb , $^{163,164,165}\text{Dy}$, ^{166}Ho , ^{168}Er , ^{170}Tm , ^{174}Yb , $^{176,177}\text{Lu}$, ^{181}Hf , ^{182}Ta , $^{183,184,185,187}\text{W}$, $^{188,190,191,193}\text{Os}$, ^{192}Ir , ^{196}Pt , ^{198}Au , ^{200}Hg by sum of two independent functions. It has been shown that this parameter of gamma-decay are determined by the structure of the decaying and excited levels, at least, up to the neutron binding energy.

1 Introduction

At present there are no doubts that the qualitatively differing types of nuclear excitations co-exist, interact and have defining influence on the structure and parameters of any nucleus. Namely, they are quasiparticle and vibrational ones. This is the main conclusion of such fundamental nuclear models as QPNM [1] and different variants of IBM [2].

Unfortunately, the majority of experiments carried out by now gives direct and quite reliable information on the structure of a nucleus only for too small energies of its excitation. Practically, for example, in [3] even-odd heavy nucleus this region is up to now limited by the excitation energy interval of ≈ 2 MeV order. Up to the present radiative strength functions of $k = f/A^{2/3} = \Gamma_{\lambda f}/(E_\gamma^3 \times A^{2/3} \times D_\lambda)$ gamma-transitions in the whole range of their energies E_γ , appearing at decay of any levels with the excitation energies $E_i < B_n$, have been experimentally studied to the least degree.

Main problems of the experiment, which occur at the determination of ρ and k consist in the necessity to:

- (a) really estimate the most serious systematical errors and to minimize their values as much as possible;
- (b) maximally exclude any model representations, which are unavoidable at extracting the parameters of the process from the registered spectra in an indirect experiment.

First of all, the latter refers to the basic hypothesis [4] on the independence of the cross section of any reverse reaction from the excitation energy of final nucleus used for the analysis of all the experiments conducted up to the present.

According to particular calculations [5] of the probabilities of gamma-transitions below $E_i \sim 3$ MeV and experimental data [6] on the level cascade populating ability of different types of nuclei below $0.5B_n$, for example, it is expected that the hypothesis [4] is completely inapplicable in even-even deformed nuclei.

2 The current state of experiment

Between the decaying of compound states λ and a group of the low lying levels f of the studied nucleus [7] both tasks of the experiment are solved to the most possible degree by the registration of two-step cascade intensities $I_{\gamma\gamma}$ with the summed energy 5-10 MeV.

It is just the analysis of two-step cascade intensities of thermal neutrons radiative capture in the fixed by [8] ΔE energy intervals of their intermediate levels $E_i = B_n - E_1$:

$$I_{\gamma\gamma}(E_1) = \sum_{\lambda,f} \sum_i \frac{\Gamma_{\lambda i} \Gamma_{if}}{\Gamma_\lambda \Gamma_i} \quad (1)$$

that first revealed the possibility of the model-free simultaneous determination of ρ and k with their guarantee reliability.

In the initial variant [9] it was performed at assuming the independence of partial radiative widths Γ_{lm} of the gamma-transitions of given energy and multipolarity from energies of any primary l and final m levels (that is, using hypothesis [4]). In contemporary version [6] it is accomplished without its use in the region of the low lying levels ($E_i < 0.5B_n$).

In order to practically calculate the cascade intensities and compare them with the experiment it is necessary to take into account the real specific character of the studied process. In certain energy interval $\Delta E_j \gg FWHM$ of the excited levels there is only the value of $\Delta\Gamma_j$ sum of partial radiative widths available for comparison with the calculation. For any interval of number j excitation energy this sum may be always mathematically presented as a multiplication of a certain average of partial width $\langle \Gamma_j \rangle$ at $n_j = \rho\Delta E_j$ number of excited levels. Equation (1) is transformed into

$$I_{\gamma\gamma}(E_j) = \sum_{\lambda,f} \frac{\langle \Gamma_j \rangle}{\sum_k \langle \Gamma_k \rangle n_k} n_j \frac{\langle \Gamma_l \rangle}{\sum_m \langle \Gamma_m \rangle n_m}. \quad (2)$$

for any interval number j .

Since this sum includes partial widths of gamma-transitions between levels of different structure (see, for example, [5]), the average width of primary $\langle \Gamma_l \rangle$ and secondary $\langle \Gamma_m \rangle$ gamma-transitions is an averagely weighted value for any j and i intervals in the indicated representation. It is determined by a particular ratio of quasiparticle and phonon components of wave functions of the studied nucleus levels, belonging to the ΔE_j interval. It is necessary to take into account this circumstance when comparing experimental k values with theoretical representations.

System (2) includes N of nonlinear equations and $2N$ of unknown parameters. (In case, when the ratio of radiative strength functions of primary and secondary gamma-transitions

is given on the basis of an additional information [6].) It describes a certain closed surface in the space of $2N$ sought parameters. Naturally, it is impossible to determine ρ and k unambiguous values from (2) even when all available information on the considered nucleus is used. However, in principle, it is always possible to determine approximately or precisely the interval of variation of ρ and k values, setting given values of $I_{\gamma\gamma}$, $\langle \Gamma_l \rangle$ and other parameters of a particular nucleus. Corresponding experiments have been carried out at the thermal neutron capture for 51 and analyzed without using hypothesis [4] for 22 nuclei.

3 Main problems of determination and theoretical description of parameters of cascade gamma-decay

In [6, 9] techniques the maximum values of errors $\delta\rho$ and δk of determined parameters are very strongly limited by the type of spectra measured in the experiment. Therefore, they always have quite acceptable value [10] for practically obtainable systematical errors $\delta I_{\gamma\gamma}$ of measured distributions of cascade intensities.

It is just the obtained degree of accuracy of ρ and k values determined by [6, 9] that defines both the reliability of conclusion about factors determining the indicated nuclear parameters and possibilities to extract new information on properties of particular nuclei and, probably, on structure of initial cascade levels fixed by conditions of the experiment.

For the most efficient extraction of data on the influence of nuclear structure on $k(E1)+k(M1)$ and ρ values from the experiment, it is also necessary to use all the information accumulated by theory on these parameters of nucleus. Specifically, it is possible to separate two asymptotic variants of behavior of the congruent radiative strength functions. They appear when in an amplitude of gamma-transition dominate:

- a) quasiparticle components of wave function of initial and final states or
- b) their one- or two-phonon components.

Such possibility follows from the successful description [11, 12] of the experimental data for ρ from [6, 9] by the superposition of partial level densities, determined by n -quasiparticle excitations with enhancement of the quasiparticle level densities of $K_{vibr} \gg 1$ times at the phonon type excitations expense of the ofdomination.

Based on the main principles of fragmentation of nucleus compound-states [13], it is impossible to eliminate the probability of dominating of either one or another component in the neutron resonance structure. It is also impossible not to take into account the specific character of excitations of various types.

Quasiparticle excitations (although with different number of quasiparticles) are present at any excitation energy of nucleus. Phonon ones, as it follows from the theoretical analysis of A.V. Ignatyuk [14], most probably become excited at energies close to those of quadrupole (octopole) phonon and phonons of greater multipolarity. In other words the excitations of phonon type may provide a significant increase in radiative strength functions in the limited intervals of nucleus excitation energy. Therefore, the excitations of

quasiparticle type may rather well determine the basic part of radiative strength functions when gamma-transition energy is changing (first of all – primary), whereas monophonon (multiphonon) one – determine a position of local region and the degree of increasing of strength functions in it.

Both variants [6, 9] of techniques use $k(E1)$ and $k(M1)$ unknown independent random functions to extract ρ and k from $I_{\gamma\gamma}$ experimental values, as parameters of equation (2). But near $E_\gamma = B_n$ (or smaller energy) they necessarily fix $k(M1)/k(E1)$ ratio on the basis of the experimental data. The same refers to the level densities of positive and negative parity. Unfortunately, variations of the obtained random functions are rather large. However, due to the strong anticorrelation of pairs of the listed parameters, their sums fluctuate noticeably weak and, therefore, are quite informative. Namely, these are well described by $\rho = \psi(E_{ex})$ and $k = \phi(E_1)$ functions, the parameters of which differ sufficiently weak at changing of masses of the studied nuclei or when their changing does not contradict the unconditionally set theoretical notions about nucleus.

4 Model for the semiphenomenological description of $k(E1) + k(M1)$

All practically applicable [15] models of radiative strength functions consider nucleus as a monocomponent object. Owing to the historically prevalent representations, it is viewed as a system of Fermi-particles. Moreover, though model [16] considers nucleus only as Fermi-liquid, it reproduces a series of parameters of the cascade gamma-decay process with better accuracy than is made possible by the simplest extrapolation [17] of cross section of reverse reaction into the region of nucleus excitation below B_n . By this reason, it is appropriate to use the representations [16] as basic in the performed analysis, because they are based on the most realistic notion about nucleus produced by theorists by now.

A fraction of levels with purely dominating vibration components of wave functions (at least lower than $\sim 0.5B_n$) is very significant [11, 12]. However, the existing and practically used [15] models of the radiative strength functions do not completely take into account this fact. Therefore, at this stage of the analysis it is necessary to postulate the contribution of the vibrational nucleus excitations into $k(E1) + k(M1)$ values in a purely phenomenological way.

Below it is accepted that for a spherical nucleus fraction of partial radiative width of dipole primary gamma-transitions with energy E_γ , specified by the quasiparticle excitations, is described by model [16]:

$$k(E1, E_\gamma) + k(M1, E_\gamma) = w \frac{1}{3\pi^2 \hbar^2 c^2 A^{2/3}} \frac{0.7 \sigma_G \Gamma_G^2 (E_\gamma^2 + \kappa 4\pi^2 T^2)}{E_G (E_\gamma^2 - E_G^2)^2}, \quad (3)$$

with two free parameters: κ and w . For the deformed one – by sum of two Lorenz curves, respectively. Fraction $k(E1) + k(M1)$, supposedly connected with the vibrational nucleus excitations, is approximated by peak, shape of which is preset by two exponential functions: $Pexp(\alpha(E - E_p))$, $Pexp(\beta(E_p - E))$ for its low and high energy parts. A resolved single peak (doublet or multiplet of peaks) is observed, at least, in 30 out of 40 nuclei

in the energy range of primary transitions $E_p \sim 3 - 6$ MeV. In these $k(E1) + k(M1)$ and ρ values are simultaneously determined from cascade intensities with a moderate systematical error. Exponential dependence of form of its peaks successfully describes all the data obtained by the present.

Parameter κ in (3) takes into account a possible change of nucleus thermodynamic temperature in form $T = \sqrt{\kappa U/a}$, whereas parameter w – net effect of changing in ratio of levels fraction of quasiparticle and vibration types, both in the region of neutron resonances, and intermediate ($E_i < B_n$) levels of nucleus. Or it considers the fact of changing in ratio of quasiparticle and vibration components in the normalization of wave functions of decaying and excited levels, respectively. Such conclusion follows from the strong anti-correlation of amplitudes of local peaks in the experimental data on $k(E1) + k(M1)$ and their uninterrupted distribution (approximated by function (3)).

First of all the approximation of the experimental values of $k(E1) + k(M1)$ sums from [6] is used in the analysis. When they are absent, those from [9] are used. The results are presented in Fig.1-4 for the main part of the studied by the present nuclei. Particular values of the parameters by the approximating curve for all nuclei [11, 12] are given in the Table.

Upon taking into account the type of compound state established by theory of components of wave function and laws of nuclear states fragmentation determining their value, the value of w parameter is to a greater or lesser extent determined by the structure of the wave function of neutron resonance. This implies that w parameter may change from resonance to resonance and, probably, correlate with values of their reduced neutron widths.

5 Results of $k(E1) + k(M1)$ approximation

Proposed for all studied nuclei the simplest form of functional dependence of the sum of radiative strength functions provides rather accurate reproduction of the experimental data [6] or [9] in the energy interval of primary gamma-transitions $0.5 < E_1 < B_n - 0.5$ MeV. For many of them it is sufficient to postulate the existence of the single peak. However, when the experimental data for nuclei close to magic ones is taken into account, most probably there are no less than two local peaks in the radiative strength functions. Positions of peaks well correspond to the region of step structure in levels density (Fig.5). This circumstance in an ensemble with a wide variety of values of the adjusted parameter alpha in different nuclei is the basis for interpretation of increasing of the strength function in regard to model predicted value [16] for those of $E_1 > 1 - 3$ MeV.

The excitation energy, corresponding to the positions of local peaks in the radiative strength functions of the considered nuclei (for $E_1 > 1$ MeV) is compared with the threshold energy of appearing four (five)-quasiparticle levels in Fig.5. Taking into account unavoidable errors and ambiguity of the analysis [11], their complete compliance with the position of one of the peaks is observed. In the first approximation in the scale of $B_n - E_1$ the position of another one coincides with the energy of quadrupole phonons (for example, about 1 MeV for the deformed even-even nuclei) or the region of mainly one- or

two-particle levels in even-odd and odd-odd nuclei, respectively.

Amplitudes of peaks, supposedly caused by phonon excitations, for the most of analyzed nuclei are in a quite limited interval of values (Fig.6). Their noticeable increase is observed for ^{40}K , ^{60}Co , ^{184}W , $^{188,190}\text{Os}$, ^{192}Ir , ^{200}Hg . That is for nuclei close to the double magic ones with nucleon number $N(Z)=20, 28$ and for those in the region about $Z=82$ and $N=126$.

The best values of parameters κ and w , as it may be seen from Fig.6, obviously indicate smaller temperature of nucleus than the thermodynamic ones even near B_n and significant decrease of a component $k(E1) + k(M1)$ by the approximating function (3).

Unfortunately, κ and w parameters very strongly correlate both with one another and with α parameters in the region of the smallest energies of primary gamma-transitions. There are also no theoretical grounds to regard the form of local peaks as the only possible in strength functions. By this reason it is also impossible to exclude a possibility of an additional systematical error of κ and w parameters.

In the proposed interpretation of the approximation data of radiative strength functions appearing of the local peaks is postulated by the presence of the amplified gamma-transitions on levels with the large phonon components of wave functions. If that is true, α parameter may be determined by change rate of the nucleon correlation function in a heated nucleus. In Fig.7 frequency distribution of this parameter is presented in nuclei of different nucleon parity. Additionally, frequency distribution of Δ_0^{-1} value is given for even-even compound nuclei. (By positioning of maximum and width, it is close to an analogous distribution Δ_0 for nuclei with $A - 2$).

The spread in α values is maximal for even-odd nuclei and intermediate for odd-odd ones. Assuming that $\alpha \propto \Delta_0^{-1}$, it is possible to determine that two unpaired nucleons of the single type decrease Δ_0 value by 25-50% at increasing of correlation function from one to three MeV. A pair of neutron and proton quasiparticles decreases Δ_0 somewhat more intensely. Its most decrease is observed for even-odd nuclei. In other words, in the region below the neutron binding energy the radiative strength function depends on the type and number of nucleons causing the appearance of excitations of quasiparticle type.

6 Conclusion

By the present the most reliable systematical experimental data on sums of the radiative strength functions of dipole cascade gamma-transitions of the thermal neutrons capture may be approximated in the frames of the experiment uncertain in the $0.5 < E_1 < B_n - 0.5$ MeV region by a superposition of two components having rather different form of the dependence on energy of gamma-transition. At the present they may be interpreted only as a contribution of fermion and boson nucleus excitations into the partial radiative width, respectively.

Noticeable variation of the obtained parameters of $k(E1)+k(M1) = F(E_1)$ dependence in nuclei of different masses may be caused by strong influence of the structure of cascade initial level on the correlation of contributions of nuclear common and superfluid states

into the probability of gamma-quanta emission. This effect appears as an addition to the observed in [6] strong influence of the intermediate level structure on this value.

Correspondingly, the radiative strength functions of primary gamma-transitions of the decay of compound states may be determined by the structure of levels connected by them at least up to the energy of neutron binding.

References

- [1] V.G. Soloviev, Theory of atomic Nuclei: Quasiparticles and Phonons, Institute of Physics Publishing, Bristol and Philadelphia, 1992.
- [2] Iachello F. and Arima A., The Interacting Boson Model, Cambridge University Press, Cambridge, 1987.
- [3] V. Bondarenko et al., Nucl. Phys. A762 (2005) 167.
- [4] A. Bohr, B.R. Mottelson, Nuclear structure, Vol. 1, W.A. Benjamin, Inc. New York, Amsterdam, (1969).
- [5] Solov'ev V.G., Sushkov A.V., Shirikova N.Yu., Part. and Nuc., 27(6) (1996) 1661 (in Russian).
- [6] A.M. Sukhovej, V.A. Khitrov, Phys. Particl. and Nuclei, 36(4) (2005) 359.
<http://www1.jinr.ru/Pepan/Pepan-index.html> (in Russian)
- [7] S.T. Boneva et al., Sov. J. Part. Nucl., 22(2) (1991) 232.
S.T. Boneva et al., Sov. J. Part. Nucl., 22(6) (1991) 698.
- [8] S.T. Boneva, V.A. Khitrov, A.M. Sukhovej, Nucl. Phys. A589 (1995) 293.
- [9] E.V. Vasilieva, A.M. Sukhovej, V.A. Khitrov, Phys. At. Nucl. 64(2) (2001) 153,
nucl-ex/0110017
- [10] Khitrov V.A., Li Chol, Sukhovej A.M., In: XI International Seminar on Interaction of Neutrons with Nuclei, Dubna, May 2003, E3-2004-9, Dubna, 2004, p. 98.
nucl-ex/0404028.
- [11] A.M. Sukhovej, V.A. Khitrov, Phys. Particl. and Nuclei, 37(6) (2006) 899.
- [12] A.M. Sukhovej, V.A. Khitrov, JINR preprint E3-2005-196
<http://www1.jinr.ru/Preprints/Preprints-index.html>
- [13] Malov L.A., Solov'ev V.G., Yad. Phys., 26(4) (1977) 729.
- [14] A.V. Ignatyuk, Report INDC-233(L) (IAEA Vienna 1985).
- [15] Reference Input Parameter Library RIPL-2. Handbook for calculations of nuclear reaction data. IAEA-TECDOC, 2002, <http://www-nds.iaea.or.at/ripl2/>

[16] S.G. Kadenskij, V.P. Markushev, V.I. Furman, Sov. J. Nucl. Phys. 37 (1983) 165.

[17] P. Axel, Phys. Rev. 1962. 126(2), (1962) 671.

Table 1.

Parameters of approximation.

Mass	κ	w	E_1 , MeV	$P, 10^{-9}$, MeV $^{-3}$	α , MeV $^{-1}$	β , MeV $^{-1}$
71	-0.01(37)	0.004(1)	5.49(7)	1.07(9)	0.86(10)	2.07(46)
			6.52(5)	1.24(7)	2.06(43)	0.22(18)
			0.77(11)	0.46(11)	0(17)	3.2(15)
125	0.42(8)	0.35(4)	4.79(9)	0.83(10)	0.52(10)	2.4(8)
			6.02(9)	0.89(20)	2.56(84)	-0.2(51)
137	0.26(2)	3.6(1)	1.84(6)	3.98(27)	0.74(10)	1.85(27)
			4.72(1)	42.7(9)	29(2)	9.28(26)
139	1.0(3)	0.5(1)	3.94(9)	1.99(29)	2.81(85)	0.10(42)
			0.50(39)	0.8(6)	1.8(18)	2.0(21)
163	0.002(9)	0.04(56)	3.9(4)	1.1(16)	1(25)	0.7(11)
			2.9(7)	0.8(11)	1.5(13)	0.7(30)
			5.4(20)	1.0(77)	0.9(78)	-1.4(44)
165	-0.00(10)	0.05(78)	3.56(6)	7.6(8)	2.04(31)	0.68(27)
181	0.06(5)	0.62(9)	3.8(1)	0.99(20)	1.07(31)	3.2(12)
			2.95(27)	0.39(15)	1.38(95)	1.04(69)
183	0.17(13)	0.04(1)	2.9(1)	0.72(7)	0.77(13)	1.00(22)
			5.37(1)	8.83(18)	3.49(12)	0.66(37)
185	0.29(5)	0.45(3)	3.23(3)	2.27(7)	1.55(10)	0.80(4)
			4.74(1)	2.09(7)	3.58(35)	1.43(32)
187	0.23(4)	1.03(5)	3.15(7)	1.08(9)	1.19(20)	1.16(16)
			5.14(9)	1.05(46)	5.1(15)	1(86)
191	0(77)	-0.0(30)	4.3(2)	2.2(14)	2(15)	1(11)
			3.8(2)	2.3(11)	2.2(83)	1(12)
193	-0.1(10)	0.00(1)	3.3(2)	2.0(46)	2.2(45)	0.4(48)
			3.9(3)	1.9(78)	1.7(84)	0.7(71)
177	0.30(7)	0.43(8)	6.0(1)	3.71(28)	0.56(7)	0.44(30)
			4.0(2)	2.59(19)	0.63(10)	0.00(5)
40	-0.01(11)	0.07(2)	5.33(1)	21.2(3)	1.48(4)	0.84(12)
60	-0.02(3)	0.8(5)	4.22(3)	7.24(33)	1.65(9)	1.23(11)
			6.01(6)	12.8(6)	0.41(2)	1.63(37)
80	0.43(3)	0.75(6)	6.80(2)	17.9(20)	6.0(13)	1.6(10)
			5.17(6)	3.84(34)	1.11(17)	2.(4)
			7.42(2)	10.38(63)	3.76(30)	0.10(24)
			0.52(8)	4.3(15)	1(90)	4.2(14)

Mass	κ	w	E_1 , MeV	P , 10^{-9} , MeV $^{-3}$	α , MeV $^{-1}$	β , MeV $^{-1}$
128	0.05(2)	0.66(9)	4.7(3)	0.91(20)	0.61(20)	0.79(46)
			5.6(2)	1.41(20)	0.50(10)	1.01(45)
140	0.07(15)	-0.02(4)	3.77(4)	1.28(9)	1.32(15)	2.42(40)
			4.84(2)	3.27(18)	7.05(83)	1.46(30)
160	0.29(2)	1.20(7)	4.16(6)	5.05(33)	1.09(13)	0.99(13)
			5.93(5)	8.91(30)	0.69(4)	0.49(41)
166	0.15(6)	0.60(16)	4.12(4)	13.3(7)	1.21(8)	0.98(9)
			5.89(9)	7.1(6)	1.30(24)	0.08(56)
170	0.19(6)	0.78(11)	3.5(2)	1.53(31)	0.71(30)	1.6(9)
			6.45(6)	8.89(38)	0.89(8)	0.01(12)
176	0.0(55)	0.5(19)	3.9(1)	9.6(60)	1.86(83)	1.0(14)
			4.85(14)	6.1(45)	1.8(41)	3(5)
182	0.14(9)	0.14(7)	4.5(1)	1.50(23)	0.85(22)	1.8(7)
			6.2(11)	0.37(25)	0.58(60)	1(51)
192	0.11(1)	2.92(13)	5.57(5)	14.5(5)	0.61(2)	1(5)
198	0.09(2)	2.62(11)	4.99(9)	2.23(33)	0.87(17)	2.16(75)
			5.8(1)	1.68(33)	1.04(36)	2.6(19)
74	0.14(6)	0.25(4)	5.37(6)	3.03(12)	0.59(35)	0.58(4)
			6.5(1)	1.81(10)	1.20(24)	0.33(7)
114	0.18(9)	0.10(4)	5.68(6)	4.06(25)	0.89(6)	1.11(20)
			7.68(15)	4.84(86)	1.16(16)	1(85)
118	0.04(25)	0.01(4)	5.04(7)	3.36(24)	0.90(8)	0.95(16)
			7.94(7)	10.3(7)	0.87(4)	1(50)
124	0.18(3)	0.56(6)	7.3(1)	2.87(32)	0.80(9)	0(98)
138	0.12(6)	0.42(13)	6.1(5)	0.85(59)	1.28(85)	2(20)
150	0.09(5)	0.22(4)	4.81(8)	2.45(17)	0.80(8)	0.89(13)
			7.3(2)	1.27(33)	1.38(38)	0(91)
156	0.28(14)	0.19(3)	5.56(5)	3.33(9)	0.73(3)	0.26(4)
			7.20(1)	14.4(3)	52(26)	0.20(7)
158	0.20(7)	0.41(8)	5.1(2)	2.71(18)	0.42(6)	0.01(7)
			6.85(2)	10.6(5)	5.38(62)	0.02(57)
			0.2(17)	0.40(30)	1(50)	0.43(42)
168	0.002(3)	0.27(36)	5.1(4)	1.2(8)	0.66(79)	0.7(12)
			4.1(7)	0.7(7)	0.59(82)	0.7(18)
164	0.02(8)	0.29(18)	5.3(1)	5.8(7)	0.98(15)	0.98(23)
			7.2(2)	3.3(8)	1.42(71)	0(75)
174	0.08(9)	0.16(9)	5.0(3)	1.4(2)	0.58(15)	0.32(22)
			6.1(1)	1.6(3)	1.7(7)	-0.12(26)
184	0.1(48)	-0.01(23)	5.11(3)	29.7(7)	0.93(2)	0.97(7)
			6.20(1)	48(2)	53(76)	0.06(24)
188	-0.001(3)	-0.06(9)	5.55(2)	24.8(7)	1.45(6)	1.24(8)
190	0.09(3)	0.53(10)	5.18(6)	14.8(8)	0.75(6)	0.57(6)
			6.47(4)	20.3(7)	1.22(13)	0.47(5)
196	0.02(7)	0.04(5)	5.34(6)	4.2(3)	1.09(12)	0.89(13)
			6.57(2)	6.0(38)	16.4(79)	44(42)

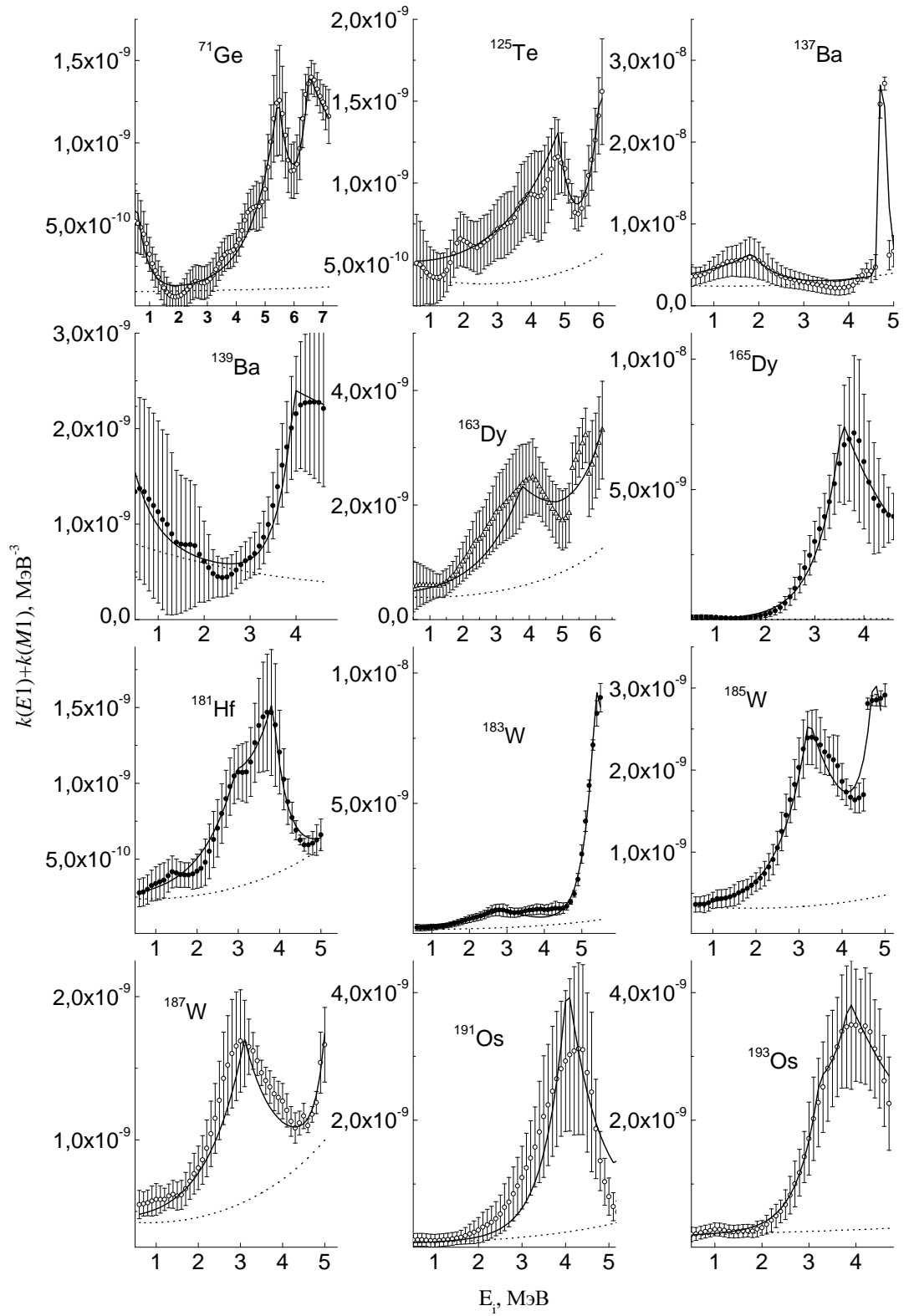


Fig. 1. Points with errors – the most probable values of sums of radiative strength functions and interval of their values, corresponding to minimum values χ^2 for even-odd compound nuclei. Open points – data from [9], full ones – from [6]. Line – the best fitting. Dots - component corresponding to equation (3).

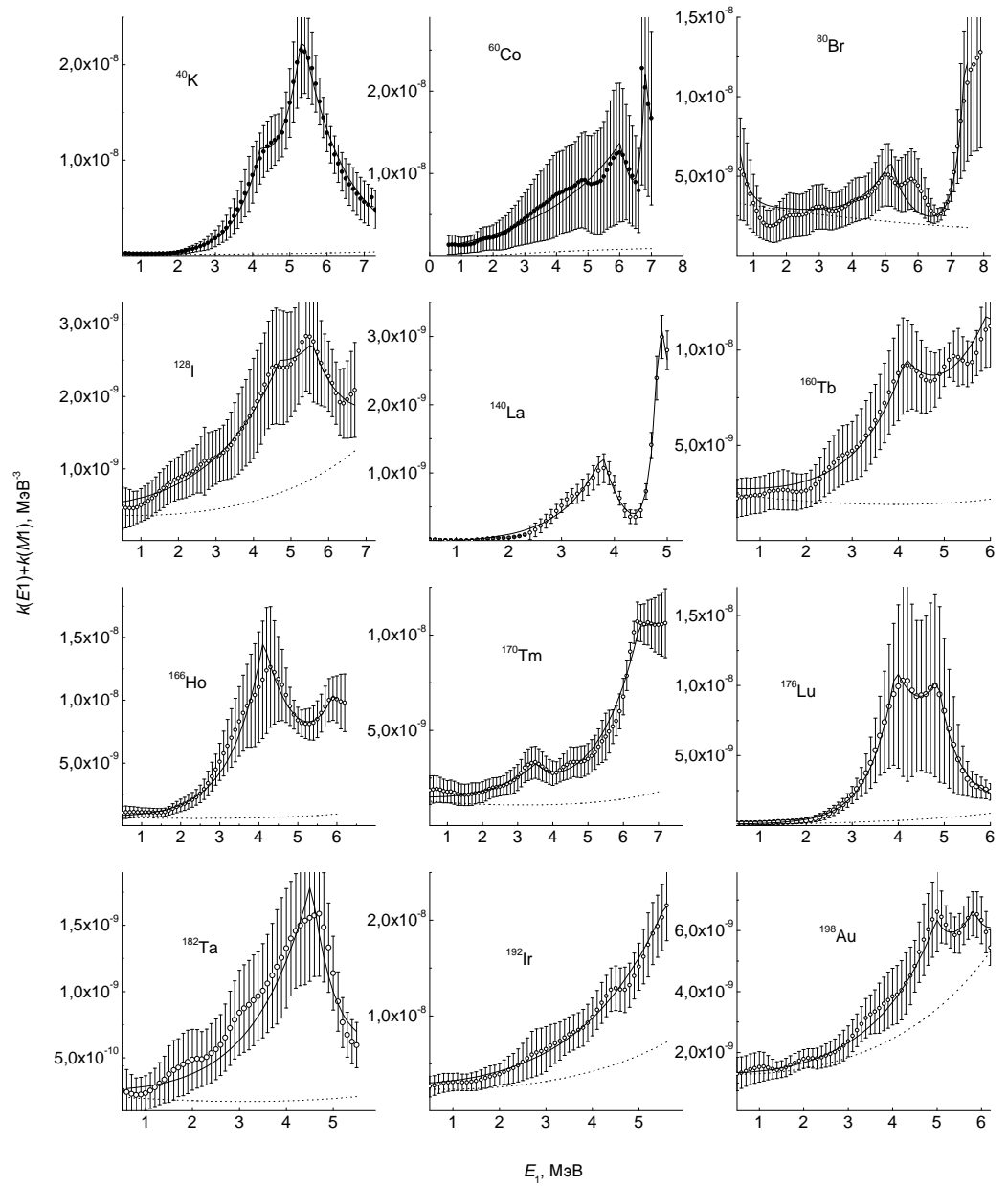


Fig. 2. The same as in Fig.1 for odd-odd nuclei.

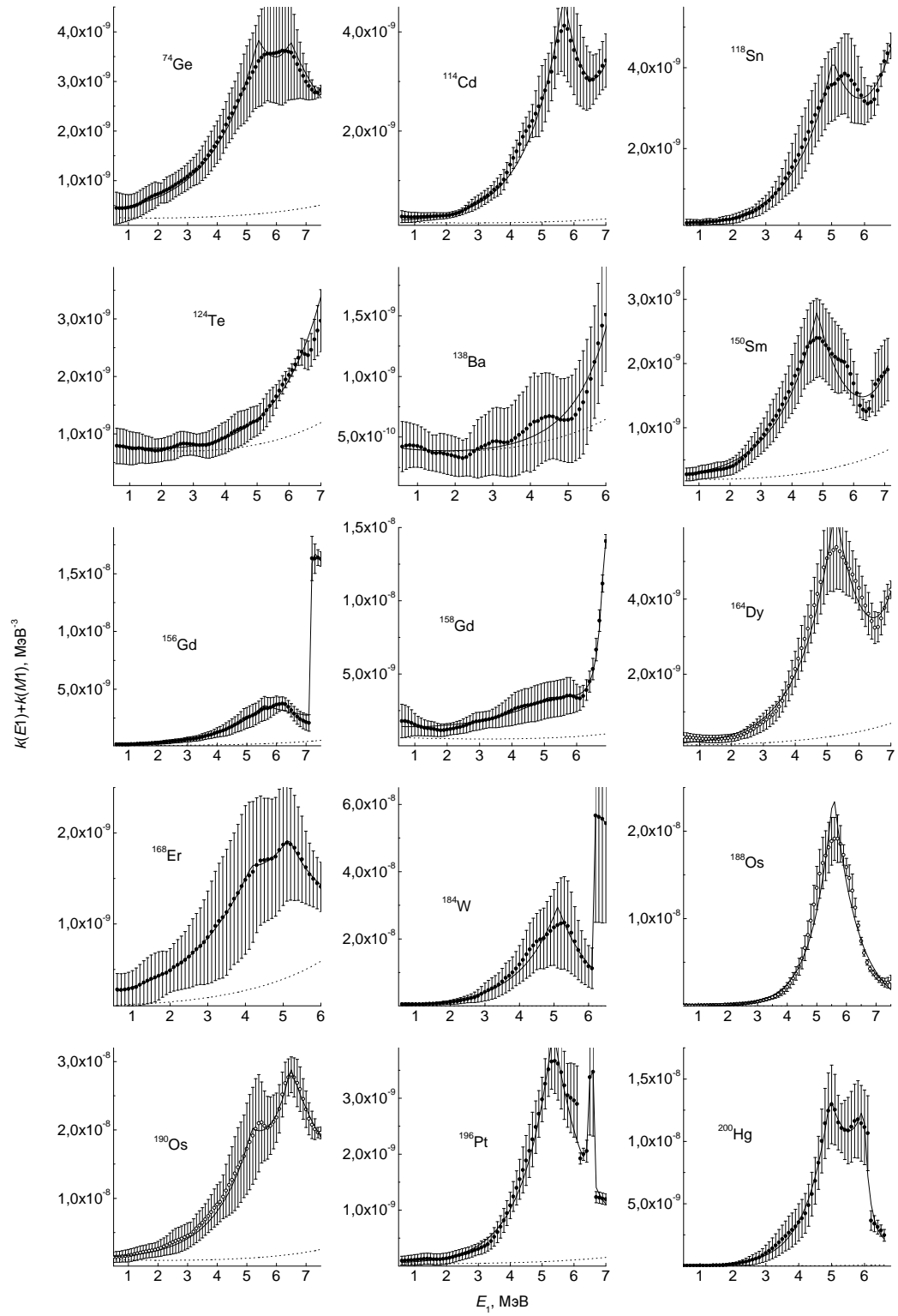


Fig. 3. The same as in Fig.1 for even-even nuclei.

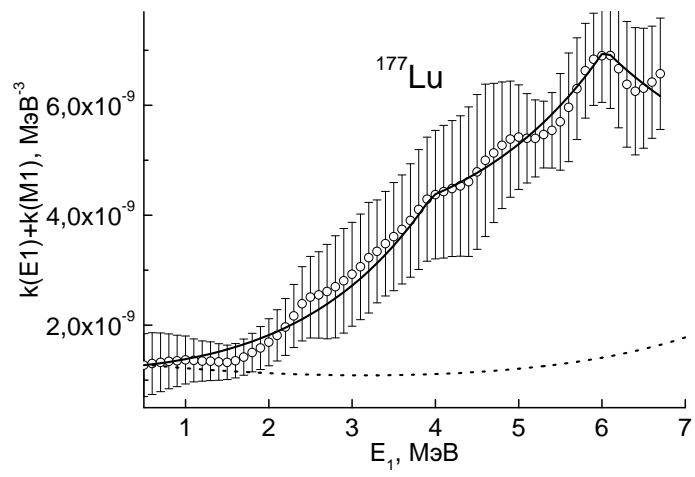


Fig. 4. The same as in Fig.1 for ^{177}Lu odd-even nucleus.

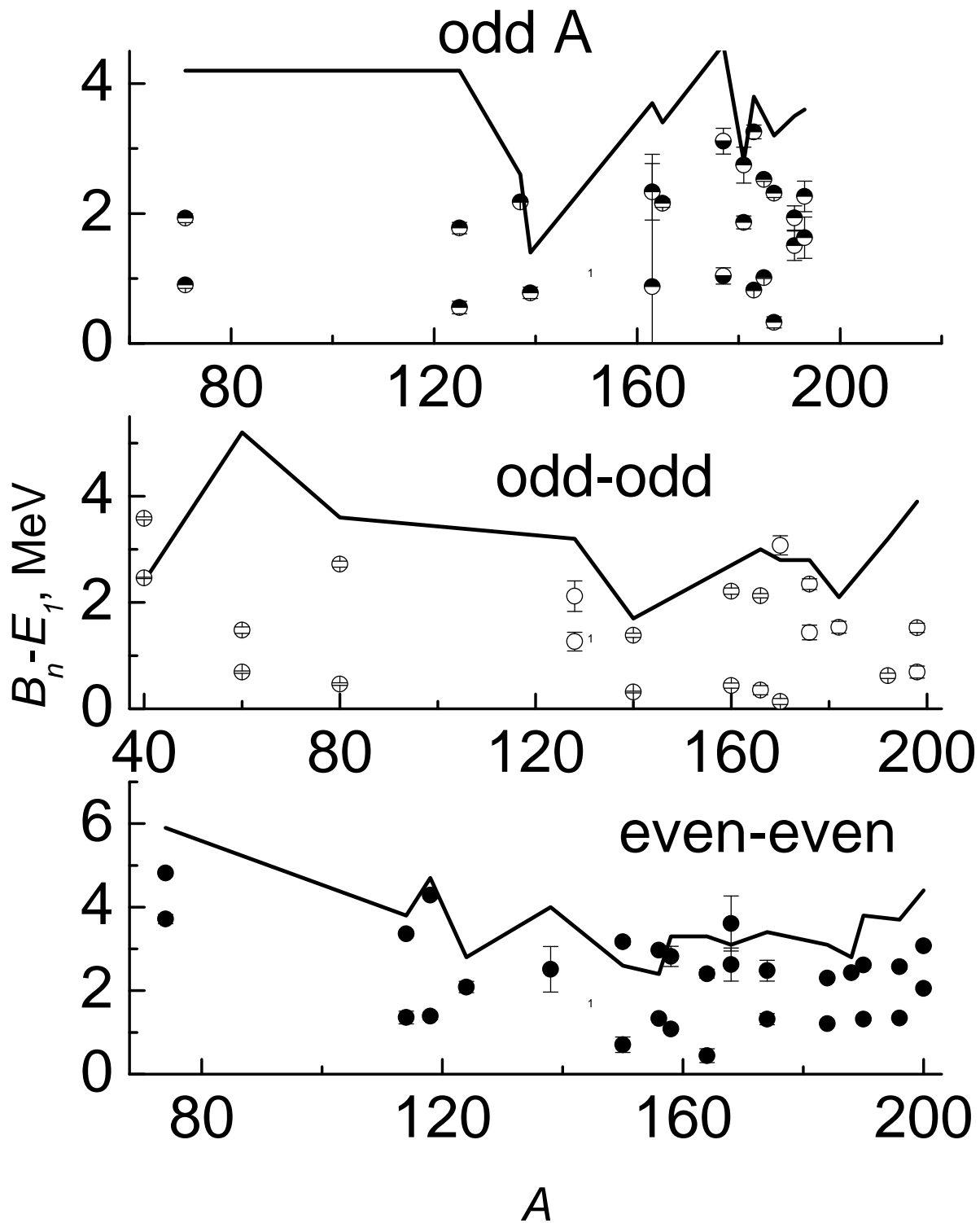


Fig. 5. Excitation energy of studied nuclei corresponding to positions of local fluctuations (maxima) $k(E1) + k(M1)$ – points. Broken line – threshold of the excitation of four- and five quasiparticles in A-even and A-odd nuclei, respectively, for variant of approximation from [11]. Data for ^{177}Lu are registered with those for even-odd nuclei.

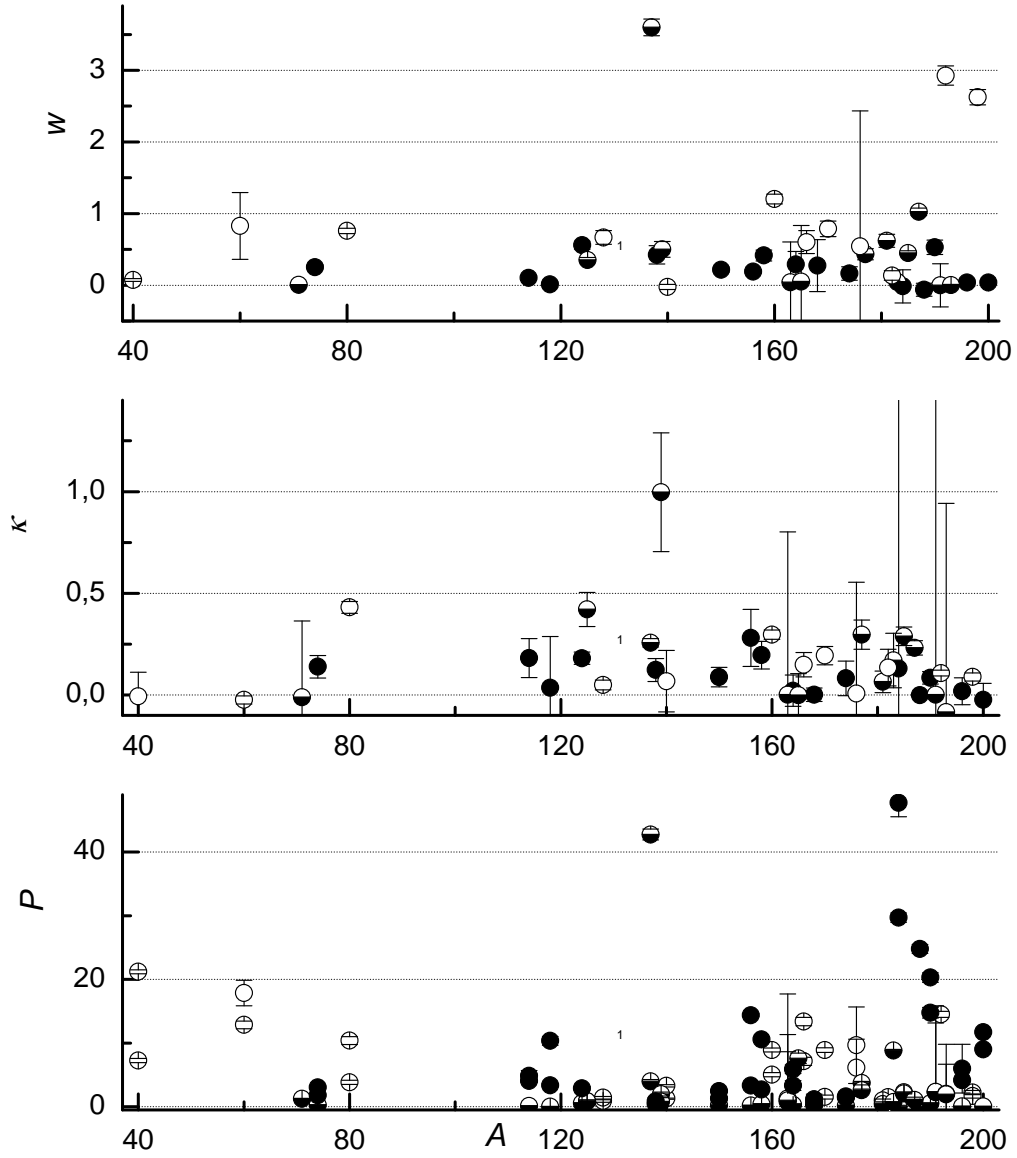


Fig. 6. Amplitudes P of local peaks (multiplied by 10^9). Values of κ and w parameters for function (3). Labels of nucleon number parity are analogous to those in Fig.5.

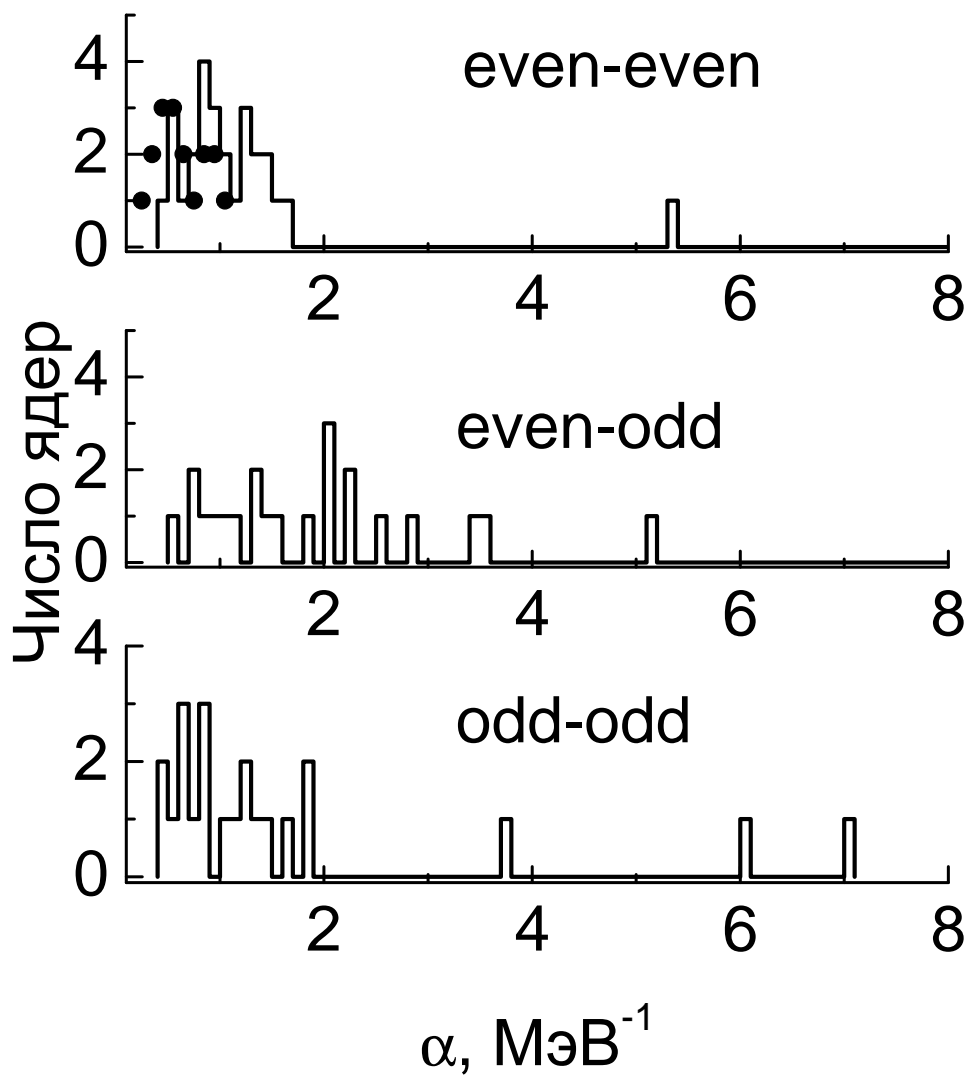


Fig. 7. Histogram – frequency distribution of α parameter in nuclei with different nucleon number parity. Points – the same for Δ_0^{-1} .