

# Comparison of Geant4 hadron generators with data: a critical appraisal

I. Boyko (for the HARP–CDP group\* )

Joint Institute for Nuclear Research, Dubna, Russian Federation

Hadron generation models are indispensable for the simulation and calibration of particle physics detectors. The models used by the Geant4 simulation tool kit are compared with inclusive spectra of secondary protons and pions from the interactions with beryllium nuclei of +8.9 GeV/ $c$  protons and pions, and of  $-8.0$  GeV/ $c$  pions. We report on significant disagreements between data and model predictions especially in the polar-angle distributions of secondary protons and pions.

## 1. INTRODUCTION

Precise cross-sections of secondary hadron production from the interactions of protons and pions with nuclei are, *inter alia*, of importance for the improvement and physics validation of hadron generation models in Monte Carlo simulation tool kits such as Geant4 [1].

The HARP detector at the CERN PS took data in 2001 and 2002 with proton and pion beams with momentum from 1.5 to 15 GeV/ $c$ , with a set of stationary targets ranging from hydrogen to lead, including beryllium. The detector combined a forward spectrometer with a large-angle spectrometer. The latter comprised a cylindrical Time Projection Chamber (TPC) around the target and an array of Resistive Plate Chambers (RPCs) that surrounded the TPC. The purpose of the TPC was track reconstruction and particle identification by  $dE/dx$ . The purpose of the RPCs was to complement the particle identification by time of flight.

This paper reports comparisons of Geant4 predictions with data from the interactions with a 5%  $\lambda_{\text{abs}}$  beryllium target of +8.9 GeV/ $c$  protons and  $\pi^+$ 's, and of  $-8.0$  GeV/ $c$   $\pi^-$ 's. More details can be found in Ref. [2].

## 2. DETECTOR CHARACTERISTICS AND PERFORMANCE

For the work reported here, only the HARP large-angle spectrometer was used [3, 4]. Its salient technical characteristics are stated in Table I. The good particle identification capability stemming from  $dE/dx$  in the TPC and from time of flight in the RPC's is demonstrated in Fig. 1.

Table I: Technical characteristics of the HARP large-angle spectrometer

TPC	RPCs
$\sigma(1/p_T) \sim 0.20 - 0.25 \text{ (GeV}/c)^{-1}$	Intrinsic efficiency $\sim 98\%$
$\sigma(\theta) \sim 9 \text{ mrad}$	$\sigma(\text{TOF}) \sim 175 \text{ ps}$
$\sigma(dE/dx)/dE dx \sim 0.16$	

---

\*The members of the HARP–CDP group are: A. Bolshakova, I. Boyko, G. Chelkov, D. Dedovitch, A. Elagin, M. Gostkin, S. Grishin, A. Guskov, Z. Kroumchtein, Yu. Nefedov, K. Nikolaev and A. Zhemchugov from the Joint Institute for Nuclear Research, Dubna, Russian Federation; F. Dydak and J. Wotschack from CERN, Geneva, Switzerland; A. De Min from the Politecnico di Milano and INFN, Sezione di Milano-Bicocca, Milan, Italy; and V. Ammosov, V. Gapienko, V. Koreshev, A. Semak, Yu. Sviridov, E. Usenko and V. Zaets from the Institute of High Energy Physics, Protvino, Russian Federation.

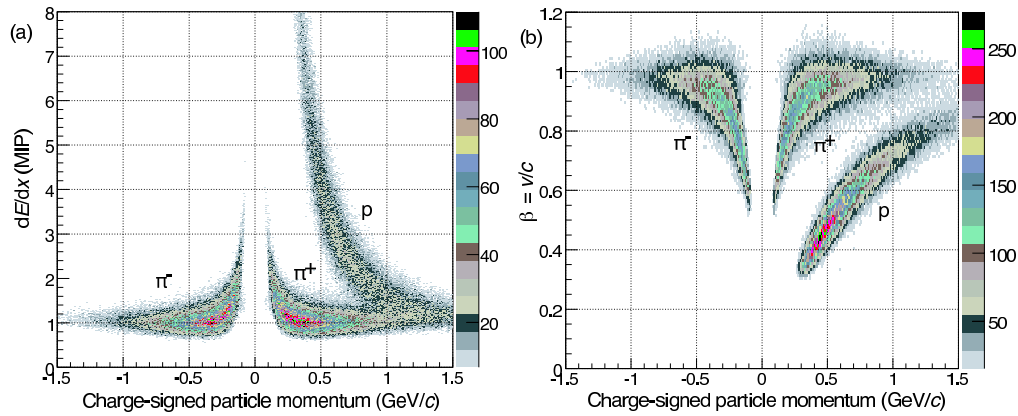


Figure 1: Specific ionization  $dE/dx$  (left panel) and velocity  $\beta$  (right panel) versus the charge-signed momentum of positive and negative tracks in  $+8.9$  GeV/ $c$  data.

### 3. Geant4 PHYSICS LISTS

The Geant4 simulation tool kit provides several physics models of hadronic interactions of hadrons with nuclei, and collections of such models, termed ‘physics lists’.

In the so-called ‘low-energy’ domain (defined as kinetic energy  $E$  of the incoming hadron below some 25 GeV), a modified version of the GHEISHA package of Geant3 is used in many physics lists: the Parameterized Low-Energy Model (‘LE\_GHEISHA’). Optionally, for  $E$  below a few GeV, the Bertini Cascade [5] (‘BERT’) or the Binary Cascade [6] (‘BIC’) models can be enabled, with a view to simulating the cascading of final-state hadrons when they move through nuclear matter. As an alternative to LE\_GHEISHA, a modified version of the FRITIOF string fragmentation model [7] (‘FTF’) is available.

In the so-called ‘high-energy’ domain, mostly the Quark–Gluon String Model (‘QGSM’) is used, with FTF and the Parameterized High-Energy Model (‘HE\_GHEISHA’) as alternatives. Further terms that are explained in Ref. [8], are ‘PRECO’ for the Pre-compound model, ‘QEL’ for the Quasi-elastic scattering model, and ‘CHIPS’ for the Chiral Invariant Phase Space model.

Figure 2 shows comparisons of polar-angle distributions with data for three representative Geant4 physics lists: QGSP\_BIC, FTFP, and QBBC. There are serious disagreements between data and model predictions.

### 4. HARP–CDP PHYSICS LIST

For the determination of hadronic cross-sections, we have used for incoming beam protons below  $\sim 10$  GeV/ $c$  the QGSP\_BIC physics list and see no strong reason to reconsider this choice. For incoming beam pions and for protons above  $\sim 10$  GeV/ $c$ , none of the standard physics lists for hadronic interactions was acceptable, so we had to build our private HARP\_CDP physics list. This physics list starts from the QBBC physics list. Yet the Quark–Gluon String Model is replaced by the FRITIOF string fragmentation model for kinetic energy  $E > 6$  GeV; for  $E < 6$  GeV, the Bertini Cascade is used for pion interactions, and the Binary Cascade for proton interactions; elastic and quasi-elastic scattering is disabled. Figure 3 shows the comparison of data with the simulation results from the HARP\_CDP physics list. The agreement is good and permits its use, after due weighting, in the analysis of the interactions of few GeV/ $c$  protons and pions.

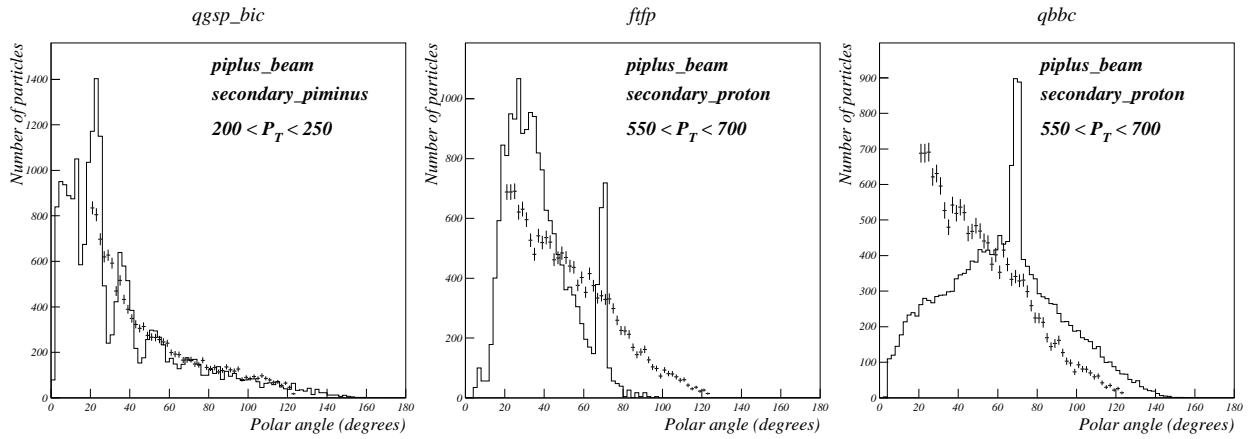


Figure 2: QGSP\_BIC physics list (left panel): polar-angle distributions of  $\pi^-$ 's for incoming  $\pi^+$ 's; FTFP physics list (middle panel): polar-angle distributions of protons for incoming  $\pi^+$ 's; QBBC physics list (right panel): polar-angle distributions of protons for incoming  $\pi^+$ 's; crosses denote data, full lines the Geant4 simulation.

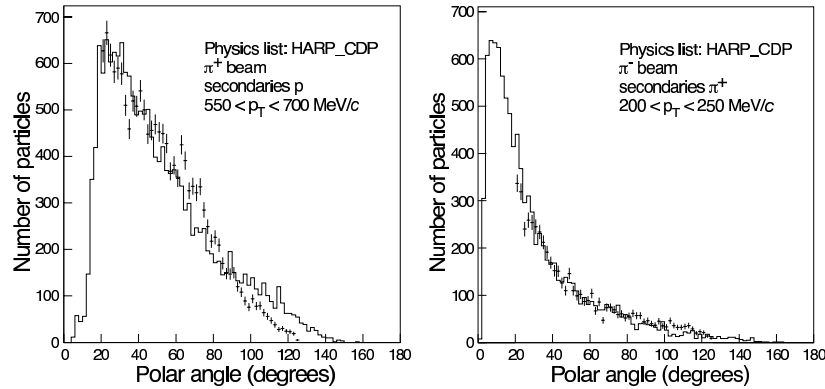


Figure 3: HARP\_CDP physics list: polar-angle distributions of protons for incoming  $\pi^+$ 's (left panel), and of  $\pi^+$ 's for incoming  $\pi^-$ 's (right panel); crosses denote data, full lines the Geant4 simulation.

## References

- [1] S. Agostinelli *et al.*, Nucl. Instr. and Meth. Phys. Res. **A506** (2003) 250; J. Allison *et al.*, IEEE Trans. Nucl. Sci. **53** (2006) 270
- [2] A. Bolshakova *et al.*, Eur. Phys. J. **C56** (2008) 232
- [3] V. Ammosov *et al.*, Nucl. Instrum. Methods Phys. Res. **A588** (2008) 294
- [4] V. Ammosov *et al.*, Nucl. Instrum. Methods Phys. Res. **A578** (2007) 119
- [5] M.P. Guthrie, R.G. Alsmiller and H.W. Bertini, Nucl. Instrum. Methods **66** (1968) 29.
- [6] G. Folger, V.N. Ivanchenko and J.P. Wellisch, Eur. Phys. J. **A21** (2004) 407.
- [7] B. Andersson, G. Gustafson and B. Nielsson-Almqvist, Nucl. Phys. **281** (1987) 289.
- [8] Geant4 Physics Reference Manual, <http://geant4.web.cern.ch/geant4/UserDocumentation/Users-Guides/PhysicsReferenceManual/fo/PhysicsReferenceManual.pdf>.