

Recent Results on $\psi(3770)$ Physics at BES-II

H. L. Ma (For BES Collaboration)
IHEP, CAS, Beijing 100049, P.R.China

About 33, 6.5 and 1.0 pb⁻¹ of e^+e^- annihilation data were, respectively, taken around the center-of-mass energies of $\sqrt{s} = 3.773$ GeV, at $\sqrt{s} = 3.650$ GeV and at $\sqrt{s} = 3.6648$ GeV with the BES-II detector at the BEPC collider. By analyzing these data sets, we measure the branching fraction for $\psi(3770) \rightarrow \text{non-}D\bar{D}$; observe an anomalous line shape of the cross section for $e^+e^- \rightarrow \text{hadrons}$ in the energy region from 3.650 to 3.872 GeV; and measure the line shapes of the D^+D^- , $D^0\bar{D}^0$ and $D\bar{D}$ production and the ratios of the production rates of D^+D^- and $D^0\bar{D}^0$ in e^+e^- annihilation at $\psi(3770)$ resonance. We also search for $\psi(3770)$ decay into exclusive light hadron processes containing K_S^0 or $\pi^0\pi^0$ mesons in the final states.

1. Introduction

The $\psi(3770)$ is the lowest mass charmonium resonance above the open charm pair $D\bar{D}$ production threshold. Traditional theories expect that it decays almost entirely into pure $D\bar{D}$ pairs. However, before the measurements from BES and CLEO Collaborations, there is a long standing puzzle that the observed cross section $\sigma_{\psi(3770)}^{\text{obs}}$ for $\psi(3770)$ production is not saturated by the observed cross section $\sigma_{D\bar{D}}^{\text{obs}}$ for $D\bar{D}$ production at the $\psi(3770)$ peak [1]. Recently, CLEO Collaboration measured the $e^+e^- \rightarrow \psi(3770) \rightarrow \text{non-}D\bar{D}$ cross section to be $(-0.01 \pm 0.08_{-0.30}^{+0.41})$ nb [2]. But, BES measured the branching fraction for $\psi(3770) \rightarrow \text{non-}D\bar{D}$ by analyzing several different data samples and different methods to be $(14.7 \pm 3.2)\%$ [3, 4, 5, 6, 7] with assumption that there is only one simple $\psi(3770)$ in the energy region between 3.700 and 3.872 GeV. While, up to now, the sum of the measured branching fractions for $\psi(3770) \rightarrow \text{exclusive non-}D\bar{D}$ decays is not more than 2% [8, 9, 10, 11, 12, 13]. To better understand this situation, we examine the line shape of the cross section for $e^+e^- \rightarrow \text{hadrons}$ in the energy region from 3.650 to 3.872 GeV, measure the line shapes of the D^+D^- , $D^0\bar{D}^0$ and $D\bar{D}$ production and the ratios of the production rates of D^+D^- and $D^0\bar{D}^0$ in e^+e^- annihilation at $\psi(3770)$ resonance, and search for $\psi(3770) \rightarrow \text{exclusive light hadron final states}$.

These measurements are made by analyzing about 33, 6.5 and 1.0 pb⁻¹ of e^+e^- annihilation data sets taken around the center-of-mass energies of $\sqrt{s} = 3.773$ GeV, at $\sqrt{s} = 3.650$ GeV and at $\sqrt{s} = 3.6648$ GeV with the BES-II detector at the BEPC collider. The data sets taken around $\sqrt{s} = 3.773$ GeV include the data sets of 17.3 pb⁻¹ taken at $\sqrt{s} = 3.773$ GeV, the precision cross section scan data sets taken in March 2001, during March to April 2003 and during December 2003 to January 2004.

2. Measurements of the branching fraction for $\psi(3770) \rightarrow \text{non-}D\bar{D}$ decays [3, 4, 5, 6]

We measure the branching fraction for $\psi(3770) \rightarrow \text{non-}D\bar{D}$ decays by analyzing several different data samples and different methods with assumption that there is only one simple $\psi(3770)$ in the energy region between 3.700 and 3.872 GeV. The measured branching fractions for $\psi(3770) \rightarrow D^0\bar{D}^0$, D^+D^- , $D\bar{D}$ and non- $D\bar{D}$ decays are compared in Tab. I. After the $\psi(3770)$ resonance was discovered for more than thirty years, Particle Data Group 2008 [7] gives the branching fractions for $\psi(3770) \rightarrow D^0\bar{D}^0$, D^+D^- and $D\bar{D}$ decays for the first time. They are $B[\psi(3770) \rightarrow D^0\bar{D}^0] = (48.7 \pm 3.2)\%$, $B[\psi(3770) \rightarrow D^+D^-] = (36.1 \pm 2.8)\%$ and $B[\psi(3770) \rightarrow D\bar{D}] = (85.3 \pm 3.2)\%$. This indicates that the branching fraction for $\psi(3770) \rightarrow \text{non-}D\bar{D}$ decays is $(14.7 \pm 3.2)\%$.

These measurements imply that $\psi(3770)$ could substantially decay into non- $D\bar{D}$ final states, which might greatly challenge the traditional theories. Otherwise, there may exist some other effects in the energy region around $\psi(3770)$ resonance which are responsible for the large branching fraction for $\psi(3770) \rightarrow \text{non-}D\bar{D}$ decays. On the other hand, we also need to try to search for more charmless decays of $\psi(3770)$ [14, 15, 16].

Table I: The measured branching fractions for $\psi(3770) \rightarrow D^0\bar{D}^0$, D^+D^- , $D\bar{D}$ and non- $D\bar{D}$ decays.

$B[\psi(3770) \rightarrow](\%)$	$D^0\bar{D}^0$	D^+D^-	$D\bar{D}$	non- $D\bar{D}$
Ref.[3]	$49.9 \pm 1.3 \pm 3.8$	$35.7 \pm 1.1 \pm 3.4$	$85.5 \pm 1.7 \pm 5.8$	$14.5 \pm 1.7 \pm 5.8$
Ref.[4]	$46.7 \pm 4.7 \pm 2.3$	$36.9 \pm 3.7 \pm 2.8$	$83.6 \pm 7.3 \pm 4.2$	$16.4 \pm 7.3 \pm 4.2$
Ref.[5]	-	-	-	$13.4 \pm 5.0 \pm 3.6$
Ref.[6]	-	-	-	$15.1 \pm 5.6 \pm 1.8$
PDG 2008[7]	48.7 ± 3.2	36.1 ± 2.8	85.3 ± 3.2	14.7 ± 3.2

3. Anomalous line shape of the cross section for $e^+e^- \rightarrow$ hadrons in the energy region from 3.650 to 3.872 GeV [17]

To better understand why the measured branching fraction for $\psi(3770) \rightarrow$ non- $D\bar{D}$ is substantially larger than 2%, we examine the line shape of the cross section for $e^+e^- \rightarrow$ hadrons in the energy region from 3.650 to 3.872 GeV. By analyzing the precision cross section scan data sets taken in March 2003 and during December 2003 to January 2004, we obtain the measured observed cross sections for $e^+e^- \rightarrow$ hadrons versus the nominal center-of-mass energies, as shown in Fig. 1. In the figure, we can see that the slope of the high-energy side of the peak is substantially larger than that of the low-energy side. This phenomenon is inconsistent with the traditional expectation under the assumption that there is only one simple $\psi(3770)$ resonance in this energy region.

To investigate this situation, we fit the measured observed cross sections for $e^+e^- \rightarrow$ hadrons with the following solutions, respectively. Firstly, we suppose that there are two amplitudes and ignore the possible interference between them. Secondly, we suppose that there are two amplitudes completely interfering with each other. Thirdly, we assume that there are two amplitudes of $G(3900)$ [18, 19] and $\psi(3770)$ resonance interfering with each other. Finally, we assume that there is only one simple $\psi(3770)$ resonance. The fitted results are summarized in Tab. II. The details about the fits can be found in Ref. [17]. By comparing the fitted results, we can obtain the better hypothesis to describe the anomalous line shape of the cross sections for $e^+e^- \rightarrow$ hadrons in the energy region from 3.700 to 3.872 GeV. The signal significance for the two structure hypotheses are 7.0σ and 7.6σ for solution 1 and solution 2. The significance of the interference between the two amplitudes is 3.6σ . Fig. 1 shows the fit to the observed cross sections for $e^+e^- \rightarrow$ hadrons for solution 2.

Fig. 2(a) shows the fit to the observed cross sections for $e^+e^- \rightarrow$ hadrons for solution 3, compared with the fits for solution 1 and solution 2. Fig. 2(b) shows the ratio of the residual between the observed cross section and the fitted value for the one $\psi(3770)$ amplitude hypothesis to the error of the observed cross section, which indicating that there is more likely some new structure in addition to $\psi(3770)$ resonance.

4. Measurements of the line shapes of $D\bar{D}$ production and the ratios of the production rates of D^+D^- and $D^0\bar{D}^0$ in e^+e^- annihilation at $\psi(3770)$ resonance [20]

To investigate what on earth is responsible for the large branching fraction for $\psi(3770) \rightarrow$ non- $D\bar{D}$ decays which is beyond the expectation by the traditional theories, we measure the line shapes of the D^+D^- , $D^0\bar{D}^0$ and $D\bar{D}$ production and the ratios of the production rates of D^+D^- and $D^0\bar{D}^0$ in e^+e^- annihilation at $\psi(3770)$ resonance. These measurements are also helpful for the understanding the anomalous line shape of the cross section for $e^+e^- \rightarrow$ hadrons in the energy region from 3.650 to 3.872 GeV.

These measurements are made by analyzing the precision cross section data sets taken in March 2001, during the period from March to April 2003, and during December 2003 to January 2004. Fig. 3 shows the observed cross sections for $e^+e^- \rightarrow D^0\bar{D}^0$, $e^+e^- \rightarrow D^+D^-$ and $e^+e^- \rightarrow D\bar{D}$ versus the nominal center-of-mass energies. In the figure, we can see that the line shapes of the cross section for $e^+e^- \rightarrow D^0\bar{D}^0$, $e^+e^- \rightarrow D^+D^-$ and $e^+e^- \rightarrow D\bar{D}$ are also anomalous, just like the line shape of the observed cross section for $e^+e^- \rightarrow$ hadrons. Fig. 4 shows the measured

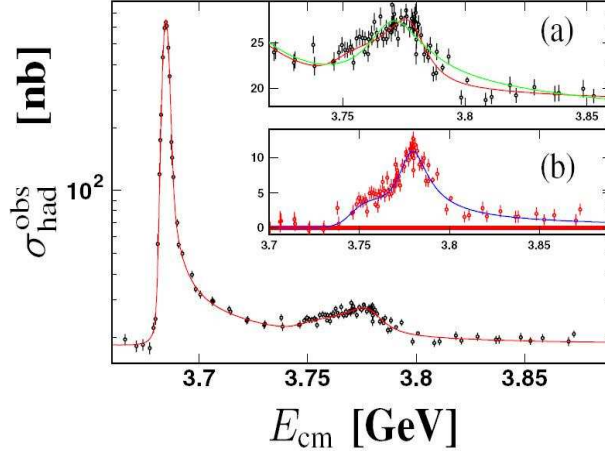


Figure 1: The observed cross sections for $e^+e^- \rightarrow$ hadrons versus the nominal center-of-mass energies for solution 2.

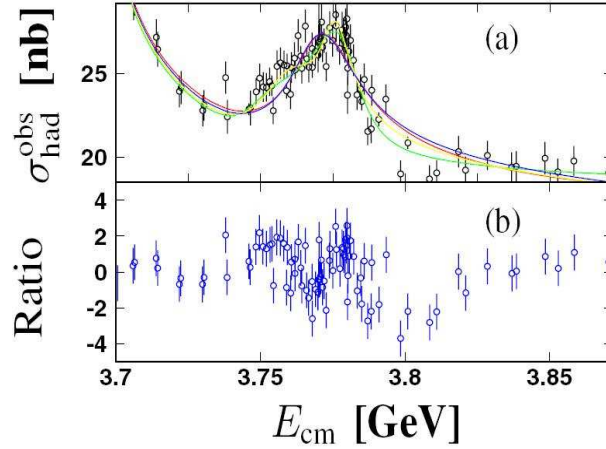


Figure 2: (a) The observed cross sections for $e^+e^- \rightarrow$ hadrons versus the nominal center-of-mass energies; (b) the ratio of the residual to error of observed cross section.

ratio of the observed cross section for $e^+e^- \rightarrow D^+D^-$ relative to the observed cross section for $e^+e^- \rightarrow D^0\bar{D}^0$ versus the nominal center-of-mass energies.

5. Search for $\psi(3770) \rightarrow$ exclusive light hadron [21, 22]

We measure the observed cross sections for the exclusive light hadron final states of $\pi^+\pi^-\pi^0\pi^0$, $K^+K^-\pi^0\pi^0$, $2(\pi^+\pi^-\pi^0)$, $K^+K^-\pi^+\pi^-\pi^0\pi^0$, $3(\pi^+\pi^-\pi^0)\pi^0\pi^0$, $K_S^0K^-\pi^+$, $K_S^0K^-\pi^+\pi^0$, $K_S^0K^-\pi^+\pi^+\pi^-$, $K_S^0K^-\pi^+\pi^+\pi^-\pi^0$, $K_S^0K^-\pi^+\pi^+\pi^-\pi^-$ and $K_S^0K^-\pi^+\pi^0\pi^0$ at the center-of-mass energies of $\sqrt{s} = 3.773$, 3.650 and 3.6648 GeV. The preliminary results are shown in Tab. III, where the upper limits are set at 90% C.L.. By comparing the observed cross sections for each process measured at $\sqrt{s} = 3.773$ and 3.650 GeV, we set the upper limits, $B_{\psi(3770) \rightarrow f}^{\text{up}}$ on the branching fractions for $\psi(3770)$ decay to these final states at 90% C.L.. These measurements provide helpful information to understand the mechanism of the continuum light hadron production and the discrepancy between the observed cross sections for $D\bar{D}$ and $\psi(3770)$ production.

In the measurements, we ignore the interference effects between the continuum and resonance amplitudes due to not knowing the details about the two amplitudes, and neglect the difference of the vacuum polarization corrections at the different energy points. In this case, up to now, we still can not draw a conclusion that the $\psi(3770)$ does not

Table II: The fitted results, where M , Γ^{tot} and Γ_{ee} are the mass, the total width and the leptonic width of resonance(s), σ_G is the standard deviation of $G(3900)$, ϕ is the phase difference between the two amplitudes and AM stands for amplitude(s). ndof denotes the number of degrees of freedom. The upper S^1 , S^2 and S^3 represent the Solution 1, Solution 2 and Solution 3, respectively.

Quantity	Two AM ^{S¹}	Two AM ^{S²}	One AM	$\psi(3770)$ and $G(3900)$ ^{S³}
$\chi^2/(\text{ndof})$	125/103 = 1.21	112/102 = 1.10	182/106 = 1.72	170/104 = 1.63
$M_{\psi(3686)}$ [MeV]	$3685.5 \pm 0.0 \pm 0.5$	$3685.5 \pm 0.0 \pm 0.5$	$3685.5 \pm 0.0 \pm 0.5$	$3685.5 \pm 0.0 \pm 0.5$
$\Gamma_{\psi(3686)}^{\text{tot}}$ [keV]	$312 \pm 34 \pm 1$	$311 \pm 38 \pm 1$	$304 \pm 36 \pm 1$	$293 \pm 36 \pm 1$
$\Gamma_{\psi(3686)}^{ee}$ [keV]	$2.24 \pm 0.04 \pm 0.11$	$2.23 \pm 0.04 \pm 0.11$	$2.24 \pm 0.04 \pm 0.11$	$2.23 \pm 0.04 \pm 0.11$
M_1 [MeV]	$3765.0 \pm 2.4 \pm 0.5$	$3762.6 \pm 11.8 \pm 0.5$	$3773.3 \pm 0.5 \pm 0.5$	$3774.4 \pm 0.5 \pm 0.5$
Γ_1^{tot} [eV]	$28.5 \pm 4.6 \pm 0.1$	$49.9 \pm 32.1 \pm 0.1$	$28.2 \pm 2.1 \pm 0.1$	$28.6 \pm 2.3 \pm 0.1$
Γ_1^{ee} [eV]	$155 \pm 34 \pm 8$	$186 \pm 201 \pm 8$	$260 \pm 21 \pm 8$	$264 \pm 23 \pm 8$
M_2 [MeV]	$3777.0 \pm 0.6 \pm 0.5$	$3781.0 \pm 1.3 \pm 0.5$...	3943.0(fixed)
Γ_2^{tot} [eV]	$12.3 \pm 2.4 \pm 0.1$	$19.3 \pm 3.1 \pm 0.1$
or Γ^G [MeV]	54(fixed)
Γ_2^{ee} [eV]	$93 \pm 26 \pm 9$	$243 \pm 160 \pm 9$
or C	0.243(fixed)
ϕ [deg]	...	$(158 \pm 334 \pm 5)$...	$(150 \pm 23 \pm 5)$
f	$0.4 \pm 5.6 \pm 0.6$	$5.2 \pm 2.5 \pm 0.6$	$0.0 \pm 0.5 \pm 0.6$	$0.0 \pm 1.2 \pm 0.6$

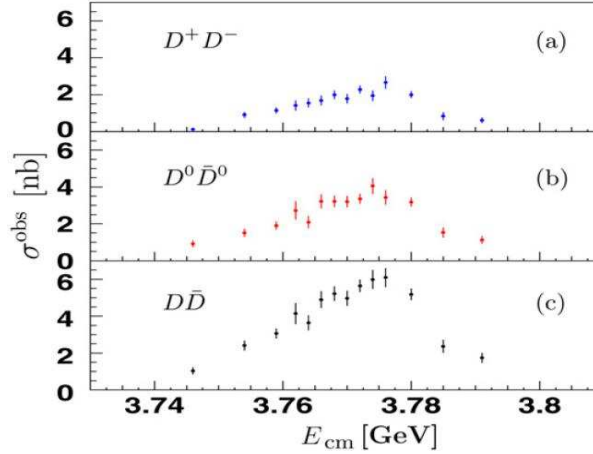


Figure 3: The observed cross sections for (a) $e^+e^- \rightarrow D^0\bar{D}^0$, (b) $e^+e^- \rightarrow D^+D^-$ and (c) $e^+e^- \rightarrow D\bar{D}$ versus the nominal center-of-mass energies.

decay into these final states even if we have not observed significant difference between the observed cross sections for $e^+e^- \rightarrow$ most light hadron final states at the two energy points. We are looking forward to extract the branching fractions for $\psi(3770) \rightarrow$ exclusive light hadron by analyzing large data samples taken at more different energy points covering both $\psi(3770)$ and $\psi(3686)$ [23].

6. Summary

Using the e^+e^- data sets of about 33, 6.5 and 1.0 pb^{-1} , respectively, taken around the center-of-mass energies of $\sqrt{s} = 3.773$ GeV, at $\sqrt{s} = 3.650$ GeV and at $\sqrt{s} = 3.6648$ GeV with the BES-II detector at the BEPC collider, BES Collaboration measure the branching fraction for $\psi(3770) \rightarrow$ non- $D\bar{D}$ decays by analyzing several different data

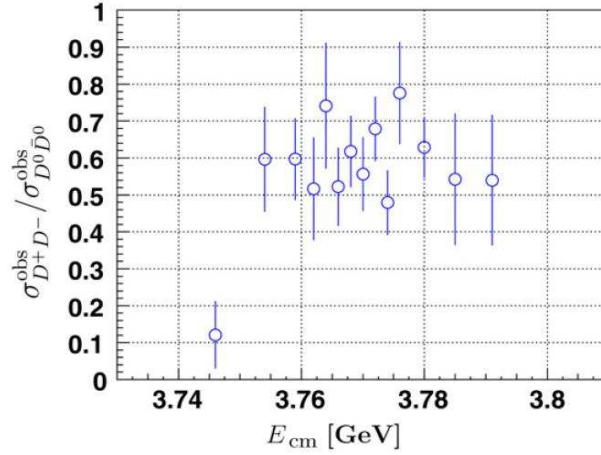


Figure 4: The ratio of the observed cross section for $e^+e^- \rightarrow D^+D^-$ relative to the observed cross section for $e^+e^- \rightarrow D^0\bar{D}^0$ versus the nominal center-of-mass energies.

Table III: The measured observed cross sections for $e^+e^- \rightarrow$ exclusive light hadrons at $\sqrt{s} = 3.773, 3.650$ and 3.6648 GeV, and the upper limits on the branching fractions for $\psi(3770)$ decay into these final states.

Final State	$\sigma_{e^+e^- \rightarrow f}^{\text{up}}(@3.773 \text{ GeV})$ [pb]	$\sigma_{e^+e^- \rightarrow f}^{\text{up}}(@3.650 \text{ GeV})$ [pb]	$\sigma_{e^+e^- \rightarrow f}^{\text{up}}(@3.6648 \text{ GeV})$ [pb]	$B_{\psi(3770) \rightarrow f}^{\text{up}}$ $\times 10^{-3}$
$\pi^+\pi^-\pi^0\pi^0$	$214.8 \pm 25.0 \pm 27.9$	$292.2 \pm 43.4 \pm 39.4$	$397.3 \pm 91.3 \pm 50.9$	< 8.9
$K^+K^-\pi^0\pi^0$	$26.7 \pm 12.4 \pm 4.0$	$54.3 \pm 22.1 \pm 8.0$	< 161.7	< 4.2
$2(\pi^+\pi^-\pi^0)$	$1051.5 \pm 119.2 \pm 148.3$	$1077.3 \pm 178.1 \pm 164.8$	$876.4 \pm 296.1 \pm 121.8$	< 58.5
$K^+K^-\pi^+\pi^-\pi^0\pi^0$	$186.0 \pm 86.4 \pm 31.2$	$379.1 \pm 139.1 \pm 57.2$	< 926.2	< 26.7
$3(\pi^+\pi^-\pi^0\pi^0)$	$973.8 \pm 262.8 \pm 180.2$	$842.1 \pm 311.1 \pm 160.8$	< 2623.1	< 117.4
$K_S^0 K^- \pi^+$	$15.2 \pm 3.8 \pm 1.6$	$1.5 \pm 2.3 \pm 0.2$	-	< 3.1
$K_S^0 K^- \pi^+ \pi^0$	$96.2 \pm 15.9 \pm 11.1$	$47.9 \pm 18.0 \pm 5.6$	-	< 13.3
$K_S^0 K^- \pi^+ \pi^+ \pi^-$	$91.5 \pm 15.3 \pm 13.0$	$81.4 \pm 23.1 \pm 11.5$	-	< 8.7
$K_S^0 K^- \pi^+ \pi^+ \pi^- \pi^0$	$253.0 \pm 57.1 \pm 38.4$	$119.0 \pm 64.7 \pm 20.5$	-	< 41.8
$K_S^0 K^- \pi^+ \pi^+ \pi^- \pi^-$	$44.4 \pm 21.9 \pm 8.2$	< 69.7	-	< 12.2
$K_S^0 K^- \pi^+ \pi^0 \pi^0$	$147.0 \pm 42.4 \pm 21.0$	$67.1 \pm 40.7 \pm 9.5$	-	< 26.5

samples and different methods with assumption that there is only one simple $\psi(3770)$ in the energy region between 3.700 and 3.872 GeV. We observe an anomalous line shape of the cross section for $e^+e^- \rightarrow$ hadrons in the energy region from 3.650 to 3.872 GeV. We measure the line shapes of the D^+D^- , $D^0\bar{D}^0$ and $D\bar{D}$ production and the ratio of the production rates of D^+D^- and $D^0\bar{D}^0$ in e^+e^- annihilation at $\psi(3770)$ resonance. These indicate that there may exist a new structure in addition to one simple $\psi(3770)$ resonance in the energy region between 3.700 and 3.872 GeV or there are some unknown dynamics effects distorting the line shape of the cross sections for $e^+e^- \rightarrow$ hadrons and $D\bar{D}$. We also search for $\psi(3770)$ decay into exclusive light hadron processes containing K_S^0 or $\pi^0\pi^0$ mesons in the final states.

Acknowledgments

The BES collaboration thanks the staff of BEPC for their hard efforts. This work is supported in part by the National Natural Science Foundation of China under contracts Nos. 10491300, 10225524, 10225525, 10425523, the Chinese Academy of Sciences under contract No. KJ 95T-03, the 100 Talents Program of CAS under Contract Nos.

U-11, U-24, U-25, the Knowledge Innovation Project of CAS under Contract Nos. U-602, U-34 (IHEP), the National Natural Science Foundation of China under Contract No. 10225522 (Tsinghua University).

References

- [1] G. Rong, D. H. Zhang, J. C. Chen, hep-ex/0506051.
- [2] CLEO Collaboration, D. Besson, et al., Phys. Rev Lett. **96** (2006) 092002.
- [3] BES Collaboration, M. Ablikim et al., Phys. Lett. **B 641** (2006) 145.
- [4] BES Collaboration, M. Ablikim et al., Phys. Rev. Lett. **97** (2006) 121801.
- [5] BES Collaboration, M. Ablikim et al., Phys. Rev. **D 76** (2007) 122002.
- [6] BES Collaboration, M. Ablikim et al., Phys. Lett. **B 659** (2008) 74.
- [7] Particle Data Group, C. Amsler, et al., Phys. Lett. **B 667** (2008) 1.
- [8] BES Collaboration, J. Z. Bai et al., HEP & NP **28(4)** (2004) 325.
- [9] BES Collaboration, M. Ablikim et al., Phys. Lett. **B 605** (2005) 63.
- [10] CLEO Collaboration, N. E. Adam et al., Phys. Rev. Lett. **96** (2006) 082004.
- [11] CLEO Collaboration, T. E. Coans et al., Phys. Rev. Lett. **96** (2006) 182002.
- [12] CLEO Collaboration, B. A. Briere et al., Phys. Rev. **D 74** (2006) 031106.
- [13] CLEO Collaboration, D. Cronin-Hennessy et al., Phys. Rev. **D 74** (2006) 012005.
- [14] BES Collaboration, M. Ablikim et al., Phys. Lett. **B 650** (2007) 111.
- [15] BES Collaboration, M. Ablikim et al., Phys. Lett. **B 656** (2007) 30.
- [16] BES Collaboration, M. Ablikim et al., Eur. Phys. J **C 52** (2007) 805.
- [17] BES Collaboration, M. Ablikim et al., Phys. Rev. Lett. **101** (2008) 102004.
- [18] BABAR Collaboration, B. Aubert et al., arXiv:hep-ex/0710.1371v1.
- [19] BELLE Collaboration, G. Pakhlovs et al. arXiv:hep-ex/0708.0082v2.
- [20] BES Collaboration, M. Ablikim et al., Phys. Lett. **B 668** (2008) 263.
- [21] BES Collaboration, M. Ablikim et al., to be submitted.
- [22] BES Collaboration, M. Ablikim et al., to be submitted.
- [23] G. Rong (For BES Collaboration), Int. J. Mod. Phys. **A 21** (2006) 5416.