
THE OBSERVATION OF EXOTIC RESONANCES FOR $\Lambda\gamma, \Lambda\pi^\pm, \Lambda\pi^+\pi^-, \Lambda p, \Lambda pp$ and $p\gamma$ SPECTRA IN $p + \Lambda$ COLLISION AT 10 GeV/c

P.Zh.Aslyan

Received: date / Accepted: date

Abstract Strange multi-baryonic clusters are an exiting possibility to explore the properties of cold dense baryonic matter. Recent results on searches for exotic narrow resonances with Λ hyperon subsystems are reviewed. The observation of $\Sigma^0, \Sigma^{*+}(1385)$ and $K^{*\pm}(892)$ well known resonances from PDG are a good tests of this method. The mean value of mass for $\Sigma^{*-}(1385)$ resonance is shifted till mass of $1370 \text{ MeV}/c^2$ and width is two times larger than same value from PDG. Such of behavior for width and mass of $\Sigma^{*-}(1385)$ resonance interpreted as extensive contribution from stopping $\Xi^- \rightarrow \Lambda\pi^-$ and medium effect with mass of $\Sigma^{*-}(1385)$ resonance. In $(\Lambda\pi^+\pi^-)$ spectrum there are observed enhancement signals from $\Lambda^*(1600), \Lambda^*(1750)$ and $\Lambda^*(1850)$ resonances. A number of significant signals were found in the effective mass spectra of: 1) $\Lambda\gamma, p\gamma, \Lambda\pi^\pm, \Lambda\pi\pi, \Lambda p$ and Λpp subsystems.

Keywords hyperon, · strangeness, · narrow resonance, · confinement, · bubble chamber, · hypernuclei · clusters

PACS 14.20.Jn, 25.75.Gz, · 25.75.Nq, · 25.80.Pw, · 14.20.Pt

1 Introduction

There are a few actual problems of nuclear and particle physics which are concerning a subject of study. These are following[1]-[4]: in-medium modification of hadrons, the origin of hadron masses, the restoration of chiral symmetry, the confinement of quarks in hadrons, the properties of cold dense baryonic matter and non-perturbative QCD, the structure of neutron stars. Multi-quark states, glueballs and hybrids have been searched for experimentally for a very long time, but none is established.

Strange multibaryon states with Λ - hyperon and K_s^0 meson systems has been studied by using data from 700000 stereo photographs or 10^6 inelastic interactions which

Joint Institute for Nuclear Research LHEP, Dubna, Russia
Joliot-Curie 6, Moscow region, Russia
Tel.: +7-49621-65757
Fax: +7-49621-65180
E-mail: paslanian@jinr.ru

was obtained from expose proton beams at 10 GeV/c to 2-m propane bubble chamber LHE,JINR[6] - [11]. There are not sufficient experimental data concerning for strange-hyperons production in hadron -nucleus and nucleus-nucleus collisions over momentum range of 4-50 GeV/c. A survey for new experiments with much improved statistics compared to those early data would hopefully resolve whether such "exotic multi-quark hadron and baryon resonances exist.

2 (Λ, π^+) spectra

The $\Lambda\pi^+$ effective mass distribution for all 15444 combinations with bin size 12 MeV/c² has shown in Fig.1a [10]-[11]. The bin size is consistent with the experimental resolution. The above dashed curve(Fig.1a) is the sum of the background and 1 Breit-Wigner function ($\chi^2/N.D.F. = 79/95$). The background (down dashed curve) is the 6 order polynomial function(Fig.1a). Always the dashed histogram is the simulated background by the FRITIOF model in figures. The mass resolution is equal to $\Delta M/M = 0.7\%$ in mass range of $\Sigma^{*+}(1382)$. The decay width is equal to $\Gamma \approx 45$ MeV/c². The cross section of $\Sigma^{*+}(1382)$ production (≈ 540 exp. events) is approximately equal to 0.9 mb for p+C interaction. This resonance with similar decay properties for $\Sigma^{*+}(1382) \rightarrow \Lambda\pi^+$ identified which was a good test of this method.

3 (Λ, π^-) spectra

The $\Lambda\pi^-$ - effective mass distribution[10],[11] for all 6465 combinations with bin sizes of 14 and 8 MeV/c² in Fig.1b are shown. The above dashed curve(Fig.1b) is the sum of the background (by the 8-order polynomial) and 1 BW function($\chi^2/N.D.F. = 41/54$). There is a significant enhancement in the mass range of 1372 MeV/c², with 12.5 S.D., $\Gamma = 92$ MeV/c². The cross section of Σ^{*-} production (≈ 680 events) is equal to ≈ 1.3 mb at 10 GeV/c for p+C interaction. The width for Σ^{*-} observed ≈ 2 times larger than PDG value. One of possible explanation is nuclear medium effects on invariant mass spectra of hadrons decaying in nuclei[3]. There are also significant enhancements in mass range of 1480 MeV/c², with 3.9 S.D..

Fig. 2a shows the $\Lambda\pi^-$ - effective mass distribution for 3829 combinations with bin size 10 MeV/c² over momentum range of $P_\pi < 0.6$ GeV/c, where removed combinations from K^- . The dashed curve(Fig.2a) is the background (6 -order polynomial). The observed width for $\Sigma^{*-}(1375)$ is equal to ≈ 58 after fit of this effective mass distribution by background+2BW function . In this case the width is ≈ 1.5 times larger than PDG value. There are small enhancements in mass regions of 1320(4.1 S.D.) and 1480(4.2 S.D.)MeV/c². With bin size 8 MeV/c² same distribution is shown that there are small enhancements in mass regions of: 1320 and 1485 MeV/c² too. In this case, the peak in mass range of M(1372) is decayed into three ranges:M(1320)+M(1372)+M(1385). Where M(1320)and M(1385) can interpreted as contributions from Ξ^- and $\Sigma^{*-}(1385)$, respectively. Then M(1372) peak can interpreted as contribution from phase space or medium effect with $\Sigma^{*-}(1385)$ in carbon nucleus. The number of Ξ^- stopped in nuclear medium is equal to ≈ 60 events for p+propane interaction.

The total number of events by weak decay channel with Ξ^- is equal to 16 ($w=1/e_\Lambda = 5.3$, where is a full geometrical weight of registered for Λ_s)[7]. Then experimental cross section for identified Ξ^- by weak decay channel[7] is more than two times larger than

from calculation by FRITIOF. The observed total experimental cross section for Ξ^- is more than 4 times larger than the cross section which is obtained by FRITIOF model for same experimental conditions. Figures 2a shows that there is the significant enhancement in mass ranges of $\Sigma^{*-}(1485)$ [4] which is agreed with the reports from SVD2 and COSY collaborations but none established.

3.1 (Λ, π^+, π^-) spectrum

The $\Lambda\pi^+\pi^-$ effective mass distribution[10],[11] for all 6483 combinations with bin size $13 \text{ MeV}/c^2$ has shown in Figure 2b. The dashed curve and dashed histogram are backgrounds by the polynomial function and FRITIOF model, respectively. There are enhancements in mass regions of 1530,1600, 1750, 1830-1860,(1930-1940), 2030 and 2250 MeV/c^2 which can interpreted as a reflection from resonances of $\Lambda^*(1520), \Lambda^*(1600), \Lambda^*(1750), \Lambda^*(1850)$ and $\Xi^*(1830) (\rightarrow \overline{\Lambda K_s^0}), \Sigma^*(1940)$ (and $\Xi^*(1950) \rightarrow \overline{\Lambda K_s^0}), \Sigma^*(2030)$ (and $\Xi^*(1950) \rightarrow \overline{\Lambda K_s^0}$) and $\Sigma^*(2250)$ from PDG.

4 (Λ, p) and (Λ, p, p) spectra

Figure 3a shows the invariant mass of 4011(Λp) combinations with bin size $15 \text{ MeV}/c^2$ for stopped protons in momentum range of $0.14 < P_p < 0.30 \text{ GeV}/c$ [8]-[11]. The dashed curve is the sum of the 8-order polynomial and 4 Breit-Wigner curves with $\chi^2 = 30/25$ from fits. The significant peak at mass range of 2220 MeV/c^2 (6.1 S.D.), $B_K \sim 120 \text{ MeV}$ was specially stressed by Professor T. Yamazaki on $\mu\text{CF}2007$, Dubna, June-19-2007 that is conform with KNC model[1] prediction by channel of $K^- pp \rightarrow \Lambda p$.

The Λp effective mass distribution for 4523 combinations with relativistic protons over a momentum of $P > 1.5 \text{ GeV}/c$ is shown in Figure 3b, where removed undivided (ΛK_s^0). The solid curve is the 6-order polynomial function ($\chi^2/\text{n.d.f.} = 271/126$). The background for analysis of the experimental data are based on FRITIOF and the polynomial method. There are significant enhancements in mass regions of 2150(4.4 S.D.), 2210(3.8 S.D.), 2270(3.4 S.D.), 2670 (3.1 S.D.) and 2900(3.1 S.D.) MeV/c^2 . The observed peaks for combinations with relativistic protons $P > 1.5 \text{ GeV}/c$ agree with peaks for combination with identified protons and with stopped protons.

The Λpp effective mass distribution for 3401 combinations for identified protons with a momentum of $P_p < 0.9 \text{ GeV}/c$ is shown in Figure 4a)[10]-[11]. The dashed curve is the 6-order polynomial function ($\chi^2/\text{n.d.f.} = 245/58$, Fig.4a). In this case the analysis of the experimental data are based on backgrounds by FRITIOF and the polynomial method. There is significant enhancements in mass regions of 3145 MeV/c^2 (6.1 S.D.) and with width 40 MeV/c^2 . There are small enhancements in mass regions of 3225(3.3 S.D.), 3325(5.1 S.D.), 3440(3.9 S.D) and 3652 MeV/c^2 (2.6 S.D.). These peaks from Λp and Λpp spectra were partly conformed with experimental results from FOPI(GSI), FINUDA(INFN), OBELIX(CERN) and E471(KEK).

5 ($\Lambda\gamma$) spectrum

The $\Lambda\gamma$ (preliminary) effective mass distribution for 2630 combinations is shown in Figure 4b) with total geometrical weights for Λ and γ . The cross section of Σ^0 production (≈ 720 events, with geometric weights, $\langle w_\gamma \rangle = 4.1$) is equal to 1.3 mb at 10 GeV/c for p+C interaction at 10 GeV/c which is more 1.5 times larger than simulated cross section by FRITIOF. The observed width of Σ^0 is ≈ 2 times larger than same value from simulation by FRITIOF. There are enhancements in mass range of 1290, 1321 and $\Sigma^{*0}(1385)$ at bin size 12 and 9 MeV/c² what are interpreted as reflection from enhancement productions for well known Ξ^0 and $\Sigma^{*0}(1385)$ hyperons in effective mass spectrum. There are same enhancements in the $\Lambda\gamma$ effective mass distribution without geometric efficiency for Λ and γ .

6 (γp) spectrum

The γp (preliminary) effective mass distribution for 1727 combinations at momentum of $p_p < 0.9 \text{ GeV}/c$ in reaction $p+A \rightarrow K_s^0 \gamma p X$ with bin size 12 MeV/c² is shown in Figure 4c) with geometric weight for γ ($\langle w_\gamma \rangle \approx 4.1$). The observed peaks in mass range of $\Sigma^+(1189)$ (6 S.D.) and 1230 MeV/c² is reflection from decay $p\pi^0$ (the probability for this mode is 51.57 %). The peak in mass range of 1230 MeV/c² can be interpreted as shift mass of Σ^+ in versus of registration mode by $p\gamma$. The significant signals have been observed in mass range of 1330 MeV/c² (7 S.D.) There are small enhancements in mass range of 1050, 1110 and 1410 MeV/c². A Λ state at 1330 MeV/c² has been suggested in [5]. This distribution has same behavior without geometric weights for γ . There are same enhancements in the effective mass distribution for γp (3308 comb.) without cut of over $P_p < 0.9 \text{ GeV}/c$ momentum range.

7 Conclusion

- The observation of $\Sigma^0, \Sigma^{*+}(1385)$ and $K^{*+}(890)$ states are a good test for the applied method.
 - The mass of the excited $\Sigma^{*-}(1385)$ is shifted in mass range of 1372 MeV/c² and the width is two times larger than the PDG (preliminary result).
 - The production of stopped in medium $\Xi^- \rightarrow \Lambda\pi^-$ is more than 4 times larger than expected geometrical cross section for p+propane interaction (preliminary result).
- Peaks for (Λ, p) and (Λ, p, p) spectra [8]-[11] are agreed with experimental data from the recent reports of FOPI, KEK, OBELIX, FINUDA collaborations, but there are some conflicts with peak positions or widths.
 - There are signals in mass range of $\Sigma^*(1480)$ and $M(1330)$ by channels of (Λ, π), (Λ, γ) and (p, γ) (preliminary), respectively.
 - There are enhancement productions for all observed hyperons and by channel ($\Lambda\pi^+\pi^-$) too.
 - The search and study for exotic strange multiquark states with Λ and K_s^0 subsystems at FAIR(GSI), JPARC(KEK), FINUDA(INFN) and MPD(NICA, JINR) can get

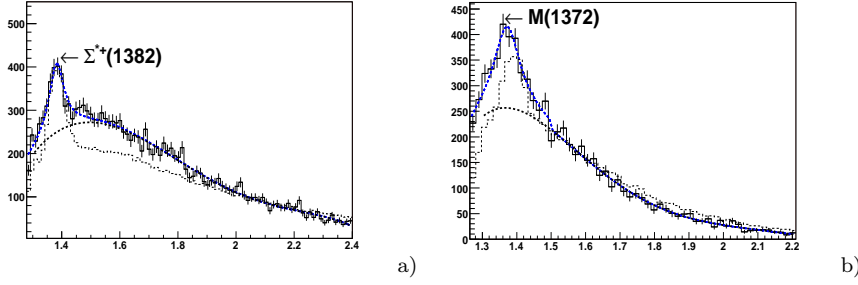


Fig. 1 a) The $\Lambda\pi^+$ - spectrum for all combinations with bin size of $12 \text{ MeV}/c^2$; b) $\Lambda\pi^-$ spectrum for all combinations with bin size of $14 \text{ MeV}/c^2$. The simulated events by FRITIOF is the dashed histogram. The background is the dashed curve.

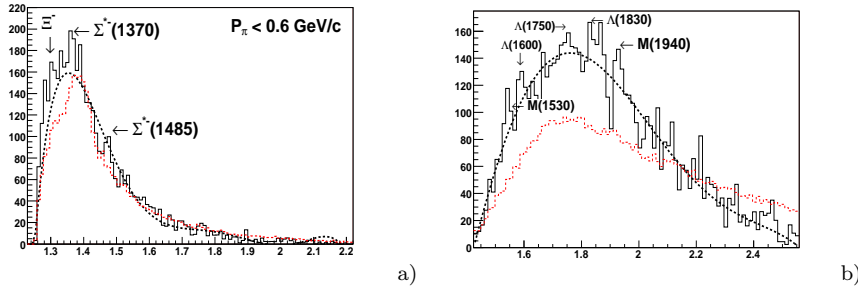


Fig. 2 a) $\Lambda\pi^-$ spectra in momentum range of $P_\pi < 0.6 \text{ GeV}/c$; b) The $\Lambda\pi^+\pi^-$ spectra over momentum range of $P_{\pi^+} < 1 \text{ GeV}/c$ with bin size $13 \text{ MeV}/c^2$;

a valuable information about their nature, properties and it will be a test for observed data on PBC. Higher statistics for experiments with mass resolution ($\approx 1\%$) are needed.

Acknowledgements My thanks EXA/LEAP08 Organizing Committee and personally E. Widmann for providing the excellent, warm and stimulating atmosphere during the Conference and for the financial support.

References

1. T.Yamazaki, Y.Akaishi, Phys.Lett. B535,70,2002.
2. P. Kienle, Y. Akaishi, and T. Yamazaki, Phys. Lett. B632, 187 (2006).
3. T.Yamazaki, Y.Akaishi, Phys.Lett. B453,p.p.1-6,1999.
4. S. Eidelman et al., Phys. Lett. B 592, 1 (2004).
5. Ya.I. Azimov et al., Phys. Rev. C 68, 045204 (2003).
6. P.Zh. Aslanyan et al., Phys. of Part. and Nuclei Letters, Vol. 4, No. 1, pp. 99-108, 2007. JINR Commun.,E1-2005-150, 2005.
7. P.Z. Aslanian et al., JINR Commun. E1-2001-265,2002.
8. P.Z. Aslanyan, Proc. I.Ya.Pomeranchuk and Physics at the Turn of Centuries, Moscow, 24-28 Jan. 2003; PROCEEDINGS. River Edge, World Scientific, 247-251, 2003.ArXiv:hep-ex/0406034,2004.

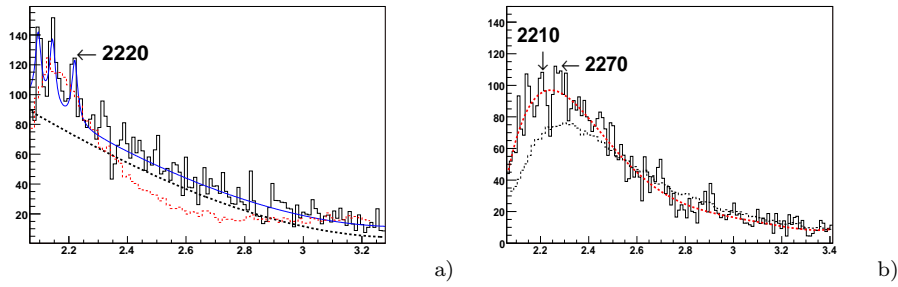


Fig. 3 a) the A_p spectrum with stopped protons in momentum range of $0.14 < P_p < 0.30$ GeV/c ; b) the A_p spectrum for relativistic positive tracks in range of $P_p > 1.5$ GeV/c

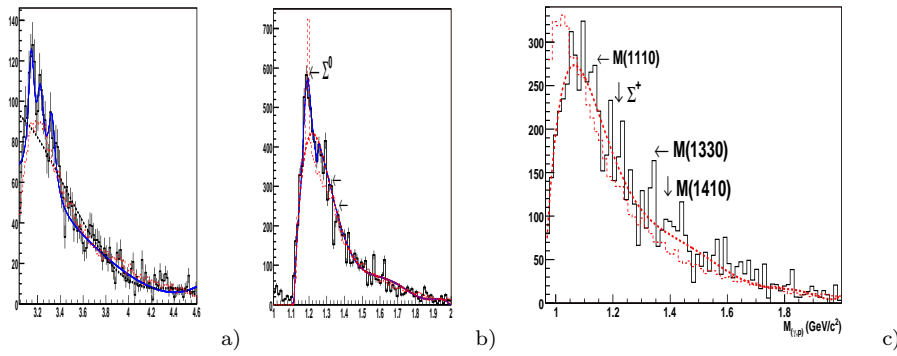


Fig. 4 a) The A_{pp} spectrum for identified protons $P_p < 0.9$ GeV/c ; b) the $\Lambda\gamma$ spectrum for 2630 combination with bin size of 12 MeV/c^2 ; c) the γp spectrum for 1727 combination with protons at momentum range of $P_p < 0.9$ GeV/c .

9. P.Z. Aslanyan, Proc. LEAP05,; AIP, v. 796, p.195, ISBN 0-7354-0284-1, 2006.

10. P. Aslanyan, FIZIKA B(Zagreb)17, 1, 2008.

11. P. Zh. Aslanyan, Proc. HADRON07, LNF Phys. Series XLVI, p.1283 (2007).