

Unscreening Effect on Fe-Pnictide Superconductor

Yuki FUSEYA¹*, Toshikazu KARIYADO¹, and Masao OGATA^{1,2}

¹ Department of Physics, University of Tokyo, 7-3-1 Hongo, Bunkyo-ku, Tokyo 113-0033

² JST, TRIP, 5 Sanbancho, Chiyoda, Tokyo 102-0075

We study a microscopic mechanism of Fe-pnictide superconductor, considering the screening effects of Coulomb interaction in addition to the conventional spin-fluctuation mechanism. It is shown that, by electron doping, the transition temperature of superconductivity increases due to the “unscreening” effect even though the density of states decrease, while that of spin-density wave rapidly decreases due to breaking of nesting conditions. Our results give a clear interpretation to the mystery of interrelation between T_c and the density of states observed in the Fe-pnictide superconductors.

KEYWORDS: Fe-pnictide superconductor, screening, extended s -wave pairing, semimetal superconductor, excitonic phase

Recent discovery of superconductivity (SC) at high temperature in iron-pnictide family of compounds¹⁻⁵ raises the question whether a new mechanism is responsible for the SC. The parent compound LaFeAsO is metallic but shows an anomaly near 150K in both resistivity and d.c. magnetic susceptibility,¹ suggesting a phase transition to a spin-density-wave (SDW) phase.⁶ By doping of F ions into O sites, corresponding to electron doping, this SDW phase is suppressed and then LaFeAsO_{1-x}F_x undergoes superconducting transition with the highest transition temperature, T_c , of ~ 26 K at 5-11 atom %. The transition temperature increases by applying pressure² or replacement of La with other rare earth elements.³⁻⁵

The electronic structure of normal state of LaFeAsO_{1-x}F_x has been revealed by first principle calculations as follows.⁷⁻¹⁴ The calculated density of states, $N(E)$, exhibits van Hove singularities above and below the Fermi energy, E_F .^{7,8,12} $N(E)$ rapidly changes near E_F with a negative gradient, $dN(E)/dE|_{E=E_F} < 0$, so that $N(E_F)$ rapidly decreases with electron doping.¹⁴ The Fermi surfaces for undoped LaFeAsO consist of two high-velocity electron cylinders around the zone edge M , two low-velocity hole cylinders around the zone center Γ , plus a heavy three-dimensional (3D) hole pocket centered at Z .^{7,14} The 3D hole pocket soon disappears with electron doping, leaving the two electron and hole cylinders, i.e., almost two-dimensional (2D) systems.^{9,14}

There have been several mechanisms proposed for the SC of Fe-pnictides.^{11,15-20} Theories based on the detailed band-structure, where the tight-binding dispersion (more than five bands) is obtained by fitting the first principle calculations, have reported that the extended s -wave singlet pairing (called as s_{\pm}) is the most stable.^{11,18-20} The SC gaps fully open on the Fermi surfaces, and the SC order parameters change their sign between the hole- and the electron-pockets. This SC state mainly originates from the nesting between the electron- and hole-pockets, which generates the SDW at zero doping.

Although these theoretical analysis seems to be rea-

sonable in explaining several experiments, there are some experiments which are difficult to understand. The photoemission spectroscopy shows that the intensity of the spectra at E_F decreases with electron doping, as is expected from the band calculations. Nevertheless, T_c does not decrease with this electron doping. Moreover, the intensity for LaFeAsO_{0.94}F_{0.06} is smaller than that for LaFePO_{0.94}F_{0.06}, though T_c of LaFeAsO_{0.94}F_{0.06} is much higher. These experimental results strongly suggest that T_c tends to increase when $N(E_F)$ decreases, which is opposite from the conventional theories of SC. The nuclear magnetic relaxation rate, $1/T_1$, indicates that $1/T_1T$ (or the spin fluctuation) is rapidly suppressed with electron doping ($x = 0.04-0.11$), while T_c is hardly affected. It is also difficult to explain this result on the basis of the spin-fluctuation mechanism.

This Letter is intended to give a possible solution for these mysterious behaviors, which will be essential for the superconducting mechanism of Fe-pnictides. We shall introduce an idea of “unscreening effect”; as $N(E_F)$ decreases, the screening effect is weakened, so that the Coulomb interaction become long-ranged. We show that this unscreened effect actually increases T_c , and causes the apparently independent behavior of SC from SDW.

First, we construct an effective model for the Fe-pnictide. We adopt the following 2D two-band model in order to make our arguments as clear and transparent as possible. The key point of the present work is the property of $N(E)$, so that we introduce a model which reproduces $N(E)$ obtained by the first principle calculation of LaFeAsO.^{7,8,12} The electronic dispersion of our two-band model is given by

$$\xi_{\ell\mathbf{k}} = \alpha [-2t_{\ell} (\cos K_x + \cos K_y) + 4t_{\ell}]^{1/2} + E_g/2 - \bar{\mu}, \quad (1)$$

where $K_i = k_i a - Q_i$, $\alpha = 1$ for the conduction band ($\ell = c$), and $K_i = k_i a$, $\alpha = -1$ for the valence band ($\ell = v$) with $\mathbf{Q} = (\pi, \pi)$, which corresponds to the M -point. We took parameters as $t_c = 1$ eV, $t_v = 0.3$ eV, $E_g = -1.4$ eV, $a = 4.03552$ Å.¹ $N(E)$ obtained in this two-band model is shown in Fig. 1, which reproduces the

*E-mail: fuseya@hosi.phys.s.u-tokyo.ac.jp

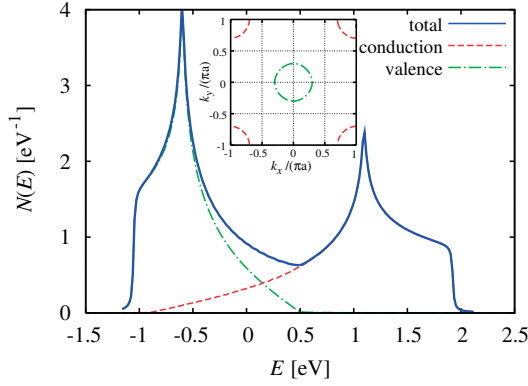


Fig. 1. (Color online) Density of states, $N(E)$, of the two-band model. The inset shows the Fermi surfaces for undoped ($\bar{\mu} = 0.2045$ eV) case.

results of the first-principle calculations.^{7,8,12} The carrier densities of conduction and valence band are equal, when the chemical potential is $\bar{\mu} = 0.2045$ eV ($\equiv \mu_0$). Hereafter, we measure the chemical potential from the undoped case as $\mu = \bar{\mu} - \mu_0$. The inset of Fig. 1 shows the Fermi surfaces for $\mu = 0$. There are van Hove singularities above and below ($E \simeq -0.6, 1.1$ eV) the Fermi level and the gradient of $N(E)$ is negative near $\mu = 0$. $N(E)$ takes its minimum value above the Fermi level ($E \simeq 0.5$ eV), where the hole carries disappear.

With this dispersion, we consider the following model Hamiltonian

$$\mathcal{H} = \sum_{\ell\mathbf{k}\sigma} \xi_{\ell\mathbf{k}} c_{\ell\mathbf{k}\sigma}^\dagger c_{\ell\mathbf{k}\sigma} + \frac{1}{2} \sum_{\ell\ell'\mathbf{q}\mathbf{k}} V(\mathbf{q}) c_{\ell\mathbf{k}+\mathbf{q}\sigma}^\dagger c_{\ell'\mathbf{k}-\mathbf{q}\sigma'}^\dagger c_{\ell'\mathbf{k}\sigma'} c_{\ell\mathbf{k}\sigma}, \quad (2)$$

where $c_{\ell\mathbf{k}\sigma}$ is the annihilation operator of the electron of the momentum \mathbf{k} and the spin σ belonging to the band ℓ . $V(\mathbf{q})$ is the Fourier transform of the Coulomb interaction. Here we adopt the 2D form given by $V(\mathbf{q}) = 2\pi e^2 / [\epsilon(\mathbf{q})|\mathbf{q}|]$,^{23,24} where $\epsilon(\mathbf{q})$ is the dielectric function, for the theoretical consistency with the 2D two-band model of eq. (1). Note that when we adopt the 3D form given by $V(\mathbf{q}) = 4\pi e^2 / [\epsilon(\mathbf{q})q^2]$, the present unscreening effect is expected to be also valid and more remarkable due to the q^2 -factor. One usually approximates $\epsilon(\mathbf{q}) \simeq 1 + q_s/|\mathbf{q}|$, where $q_s = 2\pi e^2 N(E_F)$ being the inverse of the screening radius (the Thomas-Fermi approximation). Then, the Coulomb interaction is given as

$$V(\mathbf{q}) = \frac{2\pi e^2}{|\mathbf{q}| + q_s}. \quad (3)$$

Obviously, when $N(E_F)$ decreases, $V(\mathbf{q})$ is strengthened, i.e., the screening is weakened due to small $N(E_F)$; we call this “unscreening” effects. Such unscreening effects have been investigated in the studies of the excitonic phase.^{25,26} The transition temperature of the excitonic phase takes the maximum when the conduction band touches the valence band (e.g., $|E_g| \rightarrow 0$, in the present model), namely, $N(E_F)$ vanishes. This is due to the unscreening effect. Note that the triplet exciton pairing is equivalent to the SDW order parameter between

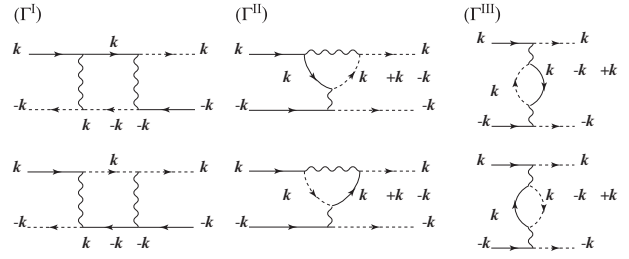


Fig. 2. Diagrammatic representations for the first correction to the pairing interaction, $\Gamma_{\ell\ell'}^{(1)}$. Solid and dashed lines denote the band ℓ and ℓ' .

electron- and hole-pocket,²⁶ which exactly corresponds to the case in the Fe-pnictides.¹⁷

We next verify that the unscreening effect actually increases T_c . For an estimation of T_c , we solve the linearized gap equation for two-band,

$$\lambda_{sc} \Delta_{\ell\mathbf{k}} = - \sum_{\mathbf{k}'} \Gamma_{\ell\ell'}(\mathbf{k}, \mathbf{k}') \frac{\Delta_{\ell'\mathbf{k}'}}{2\xi_{\ell'\mathbf{k}'}} \tanh \frac{\xi_{\ell'\mathbf{k}'}}{2T}, \quad (4)$$

where the pairing interaction, $\Gamma_{\ell\ell'}$, are given for the first corrections (Fig. 2) as:

$$\Gamma_{\ell\ell'}^{(1)}(\mathbf{k}, \mathbf{k}') = 2\Gamma_{\ell\ell'}^I(\mathbf{k}, \mathbf{k}') + 4\Gamma_{\ell\ell'}^{II}(\mathbf{k}, \mathbf{k}') - 4\Gamma_{\ell\ell'}^{III}(\mathbf{k}, \mathbf{k}'), \quad (5)$$

$$\Gamma_{\ell\ell'}^I(\mathbf{k}, \mathbf{k}') = \sum_{\mathbf{k}''} V(\mathbf{k}'' - \mathbf{k}) V(\mathbf{k}' - \mathbf{k}'') \chi_{\ell\ell'0}(\mathbf{k} + \mathbf{k}', \mathbf{k}''), \quad (6)$$

$$\Gamma_{\ell\ell'}^{II}(\mathbf{k}, \mathbf{k}') = \sum_{\mathbf{k}''} V(\mathbf{k}'' - \mathbf{k}) V(\mathbf{k}' - \mathbf{k}) \chi_{\ell\ell'0}(\mathbf{k} - \mathbf{k}', \mathbf{k}''), \quad (7)$$

$$\Gamma_{\ell\ell'}^{III}(\mathbf{k}, \mathbf{k}') = - [V(\mathbf{k}' - \mathbf{k})]^2 \sum_{\mathbf{k}''} \chi_{\ell\ell'0}(\mathbf{k} - \mathbf{k}', \mathbf{k}''), \quad (8)$$

with $\chi_{\ell\ell'0}(\mathbf{q}, \mathbf{k}) = (f_{\ell'\mathbf{k}-\mathbf{q}} - f_{\ell\mathbf{k}}) / (\xi_{\ell\mathbf{k}} - \xi_{\ell'\mathbf{k}-\mathbf{q}})$ and $f_{\mathbf{k}}$ being the Fermi distribution function. $\chi_{cv0}(\mathbf{q}, \mathbf{k})$ is the excitation of the excitonic pairing.

The eigenvalue calculated with $\Gamma_{\ell\ell'}^{(1)}(\mathbf{q})$ is shown by a curve with “long range” in Fig. 3 (a). The calculations are carried out for the system of 32×32 meshes in the Brillouine zone. The eigenvalue λ_{sc} increases by doping electrons even though $N(E_F)$ decreases (cf. Fig. 1). This behavior is opposite to the conventional BCS mechanism, where T_c is proportional to $\exp[-1/VN(E_F)]$. This anomalous increase is due to the unscreening effect. λ_{sc} takes its maximum at around $\mu = 0.3$ eV. This is rather surprising, since the hole pocket is tiny in this case and only the electron pocket is sizable (Fig. 3(b)), i.e., there is no nesting property. In such a situation, it is difficult for the spin-fluctuation mechanism to develop the superconducting instability. These features are peculiar to the present unscreening mechanism, suggesting that the band located near the E_F can contribute to the superconducting mechanism even if it does not appear as a visible Fermi surface. We also find that the gap functions are s_{\pm} -wave, i.e., they are fully gapped and almost constant on the Fermi surface changing their sign between

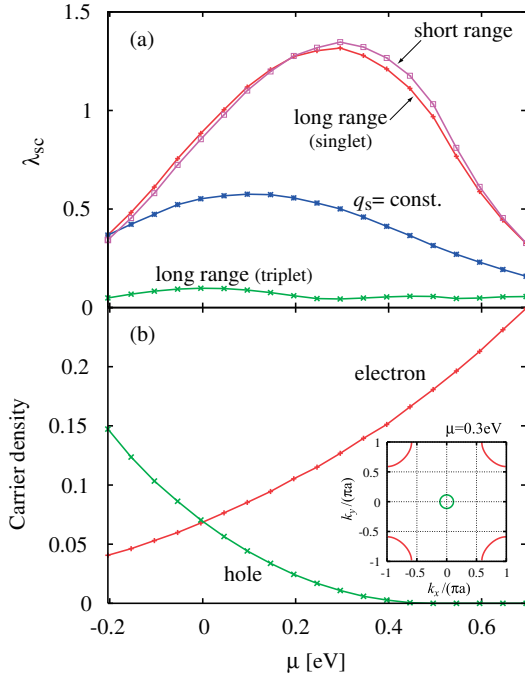


Fig. 3. (Color online) (a) Eigenvalues of the gap equation, λ_{sc} , with the long range $V(\mathbf{q})$ (both for singlet and triplet), the constant q_s , and the short range V_0 ($\epsilon = 1.15$). (b) Carrier densities for electrons and holes. The inset shows the Fermi surfaces for $\mu = 0.3$ eV.

different bands, $\text{sign}(\Delta_c) = -\text{sign}(\Delta_v)$. The magnitude of each gap varies with respect to μ as, roughly speaking,

$$\Delta_c^2 / \Delta_v^2 \simeq N_v(E_F) / N_c(E_F). \quad (9)$$

Note that the λ_{sc} for the odd-parity triplet pairing is vanishingly small for whole region.

If we assume that q_s is independent from μ , λ_{sc} has a maximum at around $\mu = 0$ and keeps monotonically decreasing with increasing μ as shown by a curve with “ $q_s = \text{const.}$ ” in Fig. 3 (a). In this case the property of λ_{sc} is naturally understood within the conventional spin-fluctuation mediated SC. From this, we conclude that the behavior that λ_{sc} takes a maximum away from $\mu = 0$ is due to the μ -dependence of q_s , i.e., the unscreening effect.

For comparison, we also study a case in which $V(\mathbf{q})$ is approximated as a \mathbf{q} -independent $V_0 = 2\pi e^2 / \epsilon q_s$ with ϵ being the dielectric constant. This Coulomb interaction is short ranged and its magnitude depends on μ through q_s . The result with V_0 ($\epsilon = 1.15$) is shown in Fig. 3 (a) denoted by “short range”. The behavior of λ_{sc} with V_0 agrees quite well with that obtained with the momentum-dependent Coulomb interaction, $V(\mathbf{q})$.

The unscreening effect can affect both SC and SDW. So here we study the competition between SC and SDW, using the \mathbf{q} -independent Coulomb interaction, V_0 , since it reproduces λ_{sc} obtained by $V(\mathbf{q})$. We carry out the random phase approximation (RPA) for the pairing interaction in eq. (4) as follows:

$$\Gamma_{\ell\ell'}^{\text{RPA}}(\mathbf{k}, \mathbf{k}') = V_0 + \frac{2V_0^2 \tilde{\chi}_{\ell\ell'0}(\mathbf{k} + \mathbf{k}')}{1 - V_0 \tilde{\chi}_{\ell\ell'0}(\mathbf{k} + \mathbf{k}')} + \frac{4V_0^2 \tilde{\chi}_{\ell\ell'0}(\mathbf{k} - \mathbf{k}')}{1 - V_0 \tilde{\chi}_{\ell\ell'0}(\mathbf{k} - \mathbf{k}')} \quad (10)$$

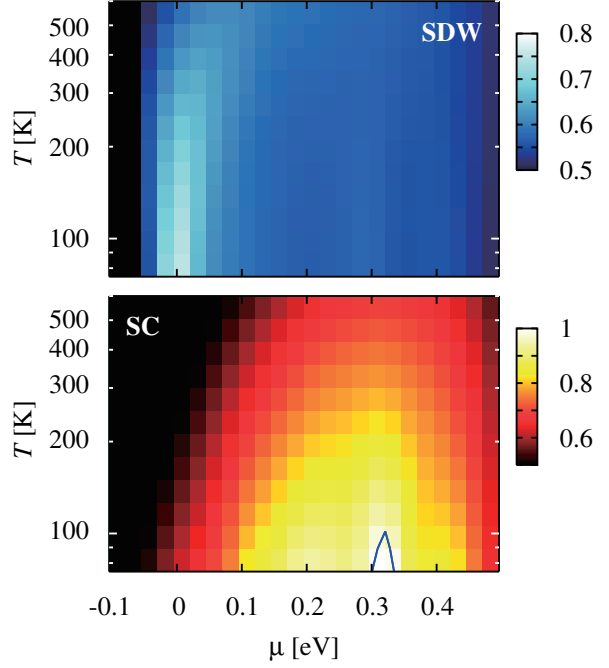


Fig. 4. (Color online) Contour plots of λ_{sdw} (upper panel) and λ_{sc} (lower panel) obtained by the RPA with V_0 ($\epsilon = 2.8$). The solid line indicates $\lambda_{sc} = 1$.

$$- \frac{4V_0^2 \tilde{\chi}_{\ell\ell'0}(\mathbf{k} - \mathbf{k}')}{1 + 2V_0 \tilde{\chi}_{\ell\ell'0}(\mathbf{k} - \mathbf{k}')}, \quad (10)$$

where $\tilde{\chi}(\mathbf{q}) = \sum_{\mathbf{k}} \chi(\mathbf{q}, \mathbf{k})$. For the transition temperature of SDW, we obtained the following gap equation within the parallel approximation to that of SC,

$$\lambda_{sdw} \Delta'_k = \sum_{\mathbf{k}'} \Gamma_s(\mathbf{k}, \mathbf{k}') \frac{\Delta'_{\mathbf{k}'}}{\xi_{v\mathbf{k}} - \xi_{c\mathbf{k}-\mathbf{Q}}} \times \frac{1}{2} \left\{ \tanh \frac{\xi_{v\mathbf{k}}}{2T} - \tanh \frac{\xi_{c\mathbf{k}-\mathbf{Q}}}{2T} \right\}, \quad (11)$$

$$\Gamma_s(\mathbf{k}, \mathbf{k}') = V_0 + \frac{4V_0^2 \tilde{\chi}_{\ell\ell'0}(\mathbf{k} - \mathbf{k}')}{1 - V_0 \tilde{\chi}_{\ell\ell'0}(\mathbf{k} - \mathbf{k}')} - \frac{4V_0^2 \tilde{\chi}_{\ell\ell'0}(\mathbf{k} - \mathbf{k}')}{1 + 2V_0 \tilde{\chi}_{\ell\ell'0}(\mathbf{k} - \mathbf{k}')}, \quad (12)$$

where λ_{sdw} and Δ' are the eigenvalues and gap function of SDW, respectively.

The results of these RPA are shown in Fig. 4 setting $\epsilon = 2.8$.^{27,28} It is clearly seen that the SDW instability is the largest at around $\mu = 0$, whereas the SC one is the largest at around $\mu = 0.3$ eV. This means that, for SDW, the effect of the nesting condition is more relevant than the unscreening effect. As a result, SDW is realized around the undoped case, $\mu = 0$, and is rapidly suppressed by electron doping, while s_{\pm} -wave superconductivity is replaced.

Let us discuss implications of the present results to the experiments on $\text{LaFeAsO}_{1-x}\text{F}_x$. The behavior that T_c increases as $N(E_F)$ (or the intensity of photoemission spectra) decreases can be naturally understood from the present unscreening mechanism. In the case of $\text{LaFeAsO}_{1-x}\text{F}_x$, the nesting condition is best at $x = 0$ (undoped), since the carrier densities of electrons and holes are equal. On the other hand, the unscreening effect

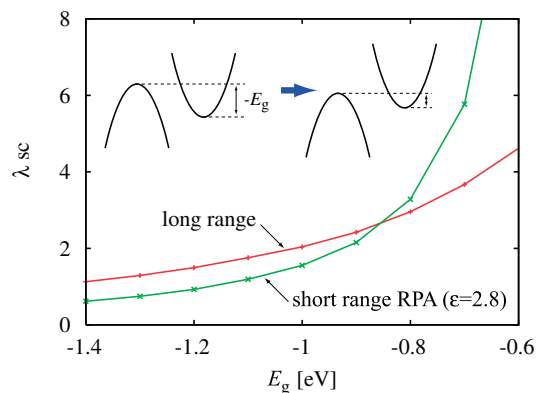


Fig. 5. (Color online) λ_{sc} as a function of the band hybridization, E_g , obtained with the long range $V(\mathbf{q})$ and by the RPA with $V_0(\epsilon = 2.8)$ for $\mu = 0.3$ eV.

will be most effective when the hole-pockets almost vanish, whose doping ratio is estimated to be $x = 0.3-0.4$.²⁹ These two characteristic features are well separated in the doping axis x for $\text{LaFeAsO}_{1-x}\text{F}_x$, resulting in the apparent independence of T_c on the spin fluctuation estimated from $1/T_1T$.

Finally, we give a prediction for further increase of T_c . Within the unscreening mechanism discussed above, we can earn attractive interactions by decreasing $N(E_F)$, which have been carried out by changing μ in the previous paragraphs. There is another way to control $N(E_F)$: $N(E_F)$ can be reduced by decreasing the hybridization between conduction- and valence-band, i.e., E_g . Actually, λ_{sc} 's obtained both by the first correction $\Gamma^{(1)}(\mathbf{q})$ and the RPA with $V_0(\epsilon = 2.8)$ exhibit the tendency that T_c increase by decreasing E_g as shown in Fig. 5 ($\mu = 0.3$ eV). (Note that the \mathbf{q} -dependence is relevant for small $|E_g|$, so that the difference between the results with long range $V(\mathbf{q})$ and short range V_0 become large. At any rate, it is certain that λ_{sc} increases with decreasing $|E_g|$.) At the present stage, a practical way to control E_g is unknown, but it could be actualized by, e.g., applying (chemical) pressure.²

In conclusion, we have proposed a new mechanism for Fe-pnictide superconductor — the unscreening effect. The direct Coulomb interaction is strengthened when $N(E_F)$ decreases since the screening becomes ineffective. As a result, T_c increases with decreasing $N(E_F)$. This is opposite from the previous theories of superconductivity, where the unscreening effect is neglected. The gap exhibits the s_{\pm} -wave symmetry, where the full gap is opened on the Fermi surfaces and their signs are opposite between the conduction- and valence-band. The magnitude of the gap roughly obeys $\Delta_c^2/\Delta_v^2 \simeq N_v(E_F)/N_c(E_F)$.

T_c takes its maximum when the hole pockets almost vanish ($\mu \sim 0.3$ eV in the present model). On the other hand, the SDW instability is the largest at around $\mu = 0$ (undoped), since the SDW is much sensitive to the nesting property than to the unscreening effects. Consequently, the optimal doping for the SC is away from that for the SDW, due to the different sensitive-

ness to the unscreening and nesting conditions. These results explain the mysterious experimental results of photoemission and the nuclear relaxation rate. T_c can be also increased by reducing the hybridization between conduction- and valence-band. Furthermore, the present results is valid not only for the Fe-pnictides but also for the semimetal superconductors in general, namely, our theory indicates that the semimetals can be candidates for “high- T_c ” superconductors due to the unscreening effect.

This work was supported by Grant-in-Aid for Scientific Research on Priority Areas No. 16076203. Y. F. is supported by JSPS Research Fellowships for Young Scientists.

- 1) Y. Kamihara, T. Watanabe, M. Hirano, and H. Hosono: J. Am. Chem. Soc. **130** (2008) 3296.
- 2) H. Takahashi, K. Igawa, K. Arii, Y. Kamihara, M. Hirano, and H. Hosono: Nature **453** (2008) 376.
- 3) X. H. Chen, T. Wu, G. Wu, R. H. Liu, H. Chen, and D. F. Fang: Nature **453** (2008) 761.
- 4) G. F. Chen, Z. Li, D. Wu, G. Li, W. Z. Hu, J. Dong, P. Zheng, J. L. Luo, and N. L. Wang: Phys. Rev. Lett. **100** (2008) 247002.
- 5) Z.-A. Ren, W. Lu, J. Yang, W. Yi, X.-L. Shen, Z.-C. Li, G.-C. Che, X.-L. Xiao, L.-L. Sun, F. Zhou, Z.-X. Zhao: Chin. Phys. Lett. **25** (2008) 2215.
- 6) C. de la Cruz, Q. Huang, J. W. Lynn, J. Li, W. Ratcliff, J. L. Zarestky, H. A. Mook, G. F. Chen, J. L. Luo, N. L. Wang, and P. Dai: Nature **453** (2008) 899.
- 7) D. J. Singh and M.-H. Du: Phys. Rev. Lett. **100** (2008) 237003.
- 8) K. Haule, J. H. Shim, and G. Kotliar: Phys. Rev. Lett. **100** (2008) 226402.
- 9) I. I. Mazin, D. J. Sign, M. D. Johannes, and M. H. Du: Phys. Rev. Lett. **100** (2008) 057003.
- 10) C. Cao, P. J. Hirshfeld, and H.-P. Cheng: Phys. Rev. B **77** (2008) 220506(R).
- 11) K. Kuroki, S. Onari, R. Arita, H. Usui, Y. Tanaka, H. Kontani, and H. Aoki: Phys. Rev. Lett. **101** (2008) 087004.
- 12) S. Ishibashi, K. Terakura, and H. Hosono: J. Phys. Soc. Jpn. **77** (2008) 053709.
- 13) Z. P. Yin, S. Lebegue, M. J. Han, B. P. Neal, S. Y. Savrasov, and W. E. Pickett: Phys. Rev. Lett. **101** (2008) 047001.
- 14) F. Ma and Z.-Y. Lu: Phys. Rev. B **78** (2008) 033111.
- 15) G. Baskaran: J. Phys. Soc. Jpn. **77** (2008) 113713.
- 16) P. A. Lee and X.-G. Wen: arXiv:0804.1739.
- 17) V. Barzykin and L. P. Corko: arXiv:0806.1933.
- 18) T. Nomura: arXiv:0807.1168.
- 19) Y. Yanagi, Y. Yamakawa, and Y. Ōno: arXiv: 0809.3189.
- 20) H. Ikeda: arXiv:0810.1828.
- 21) W. Malaeb, T. Yoshida, T. Kataoka, A. Fujimori, M. Kubota, K. Ono, H. Usui, K. Kuroki, R. Arita, H. Aoki, Y. Kamihara, M. Hirano, and H. Hosono: J. Phys. Soc. Jpn. **77** (2008) 093714.
- 22) Y. Nakai, K. Ishida, Y. Kamihara, M. Hirano, and H. Hosono: J. Phys. Soc. Jpn. **77** (2008) 073701.
- 23) Y. Takada: J. Phys. Soc. Jpn. **45** (1978) 786.
- 24) T. Ando, A. B. Fowler, and F. Stern: Rev. Mod. Phys. **54** (1982) 437.
- 25) A. N. Kozlov and L. A. Makisimov: Sov. Phys. JETP **21** (1965) 790.
- 26) B. I. Halperin and T. M. Rice: Solid State Phys. **21** (1968) 115; Rev. Mod. Phys. **40** (1968) 775.
- 27) The dielectric function of LaFeAsO is estimated from the first principle calculation.²⁸ Its mean value is about $\epsilon^{\text{mean}} \sim 2.3$.
- 28) K. Nakamura, R. Arita, and M. Imada: J. Phys. Soc. Jpn. **77** (2008) 093711.
- 29) Here we estimated the carrier number with the tight-binding dispersion proposed by Kuroki et al..¹¹ The hole pockets vanish at $x \simeq 0.34$.