

# Variation of fluxes of RR Tel emission lines measured in 2000 with respect to 1996

Dubravka KOTNIK-KARUZA \*

*Department of Physics, University of Rijeka, Omladinska 14, HR-51000 Rijeka, Croatia*  
*kotnik@ffri.hr*

Michael FRIEDJUNG

*Institut d'Astrophysique de Paris UMR7075 CNRS, Université Pierre & Marie Curie, 98 bis Boulevard Arago, 75014 Paris, France*  
*fried@iap.fr*

and

Katrina EXTER

*Instituto de Astrofísica de Canarias, La Laguna (Tenerife), Espana*  
*katrina@iac.es*

(Received 2000 December 31; accepted 2001 January 1)

## Abstract

The aim of this work is to make available unpublished non-Fe<sup>+</sup> emission line fluxes from optical spectra of the symbiotic nova RR Tel which were taken in 2000, and to compare them with fluxes of the same lines from spectra taken in 1996. After leaving out blends and misidentifications, as well as the unreliable far-red and violet lines, we present the  $\log(F_{2000}/F_{1996})$  flux ratios for identified non-Fe<sup>+</sup> lines. Mean values of  $\log(F_{2000}/F_{1996})$  for different ionization potential ranges of the ions producing the lines are shown separately for the permitted and forbidden lines. All means show fading, which is larger in the lowest range of ionization potential. Provisional interpretations are suggested. We also measured the values of FWHM in 2000; the previously known decrease with time of FWHM of lines due to the same ion has continued.

**Key words:** stars: symbiotic <sub>1</sub> — RR Tel<sub>2</sub> — circumstellar matter<sub>3</sub>

## 1. Introduction

Symbiotic binaries consist of a cool giant and a more compact companion, which is thought to be in most cases a white dwarf. Accretion occurs from the cool giant to its compact companion. States of “activity” shown by brightening of the compact companion and spectral changes are

---

\* Present address: Department of Physics, University of Rijeka, Omladinska 14, HR-51000 Rijeka, Croatia

now believed to be at least often associated with thermonuclear burning in the outer layers of the white dwarf. Some symbiotic binaries are called “symbiotic novae”, as only one activity stage, associated with a larger amplitude brightening than the brightenings of other symbiotic binaries, has been observed. In a subclass of symbiotic binaries called symbiotic Miras the cool giant is a Mira variable and is surrounded by dust (Whitelock 1987). Accretion in symbiotic Miras is thought to occur from the strong wind of the giant. This sort of symbiotic binary unlike the large majority of normal single Miras undergoes obscuration events, involving an increase of absorption by dust (Whitelock 2003).

The compact component of RR Tel is both a symbiotic nova, with an outburst in 1944, and a symbiotic Mira binary system. It has faded in the optical since 1950, with its spectrum showing emission lines from atoms whose maximum ionization potential increased with time over many years, while the lines from more ionized atoms tended to be wider. This development was summarized by Thackeray (Thackeray 1977). Ultraviolet observations with IUE were described by Penston et al (Penston et al. 1983) In addition, like other symbiotic Miras, RR Tel has dust obscuration events, which produce decreasing continuum fluxes in the infrared and decreasing optical  $\text{Fe}^+$  emission line fluxes. In previous work we studied time variable and wavelength dependent absorption of the continuum of the cool component in the infrared, the characteristics of the regions producing permitted and forbidden  $\text{Fe}^+$  emission lines, and the variation of the  $\text{Fe}^+$  emission line fluxes due to variable obscuration and what may be considered a dust obscuration event at the time of observations in 2000 (Kotnik-Karuza et al. 2002; Kotnik-Karuza et al. 2006). The variation  $\text{Fe}^+$  emission line flux, between an epoch of much dust absorption and one of less dust absorption was relatively simple and might be interpretable as due to the presence of separate, optically thick, absorbing dust clouds further from the cool component than the wavelength dependent infrared absorption.

## 2. Observations and methods of analysis

Optical spectra of RR Tel taken with the Anglo Australian Telescope in 1996 and 2000 have been compared. The former was obtained and calibrated by Crawford et al ( Crawford et al. 1999) with a resolution of about 50000 . The second spectrum, taken in July 2000 in the wavelength range of 3180-8000 Å with almost twice the spectral resolution, was flux calibrated with an HST spectrum taken in October 2000. The values of line flux  $F_{2000}$  were dereddened using  $R = 3.1$ , the Howarth reddening law ( Howarth 1983) and  $E(B-V) = 0.08$  ( Jordan et al. 1994). The line fluxes were measured by Gaussian fitting. Crawford et al corrected the 1996 spectra for interstellar extinction using the coefficients listed in Cardelli et al ( Cardelli et al. 1989) and the same  $E(B-V) = 0.08$ .

We identified and measured 523 emission lines, covering the wavelength region 3180 - 9230 Å, most of which were found in the spectra of RR Tel observed in 1996 ( Crawford et al. 1999). In order to compare lines from the two spectra, ratios of fluxes were determined for each line. The flux ratios in the far red ( $\lambda > 7000$  Å) and far violet ( $\lambda < 3400$  Å) have been left out from our study because of greater measurement errors in these regions. After elimination of blends and misidentifications a set of 490 lines was accepted for further analysis. For each line in Table 1 ( available in electronic form at the ...) the following information has been given: laboratory wavelength, ion identification, multiplet number, ionization potential of the contributing ion, line flux  $F_{2000}$  (in units of  $10^{-12}\text{erg s}^{-1}\text{cm}^{-2}$ ) and FWHM ( $\text{km s}^{-1}$ ) from the spectrum taken in 2000, line flux  $F_{1996}$  from the spectrum taken in 1996 in the same flux units, excitation mechanism and statistical weight as a measure of the error of the flux determination. Note that the multiplet number is missing for lines for which this labelling has not been given in the databases used for identification. The missing FWHM values refer to lines that could not be satisfactorily Gaussian fitted and their flux was obtained by adding the counts above a defined continuum region over a defined lambda range . The mean FWHM values for each ion derived from the corresponding values of individual lines together with the standard deviations of the means are shown in Table 2. In this paper we analyze 367 lines of ions other than FeII, while the remaining 156  $\text{Fe}^+$  lines were the subject of our previous paper ( Kotnik-Karuza et al. 2006).

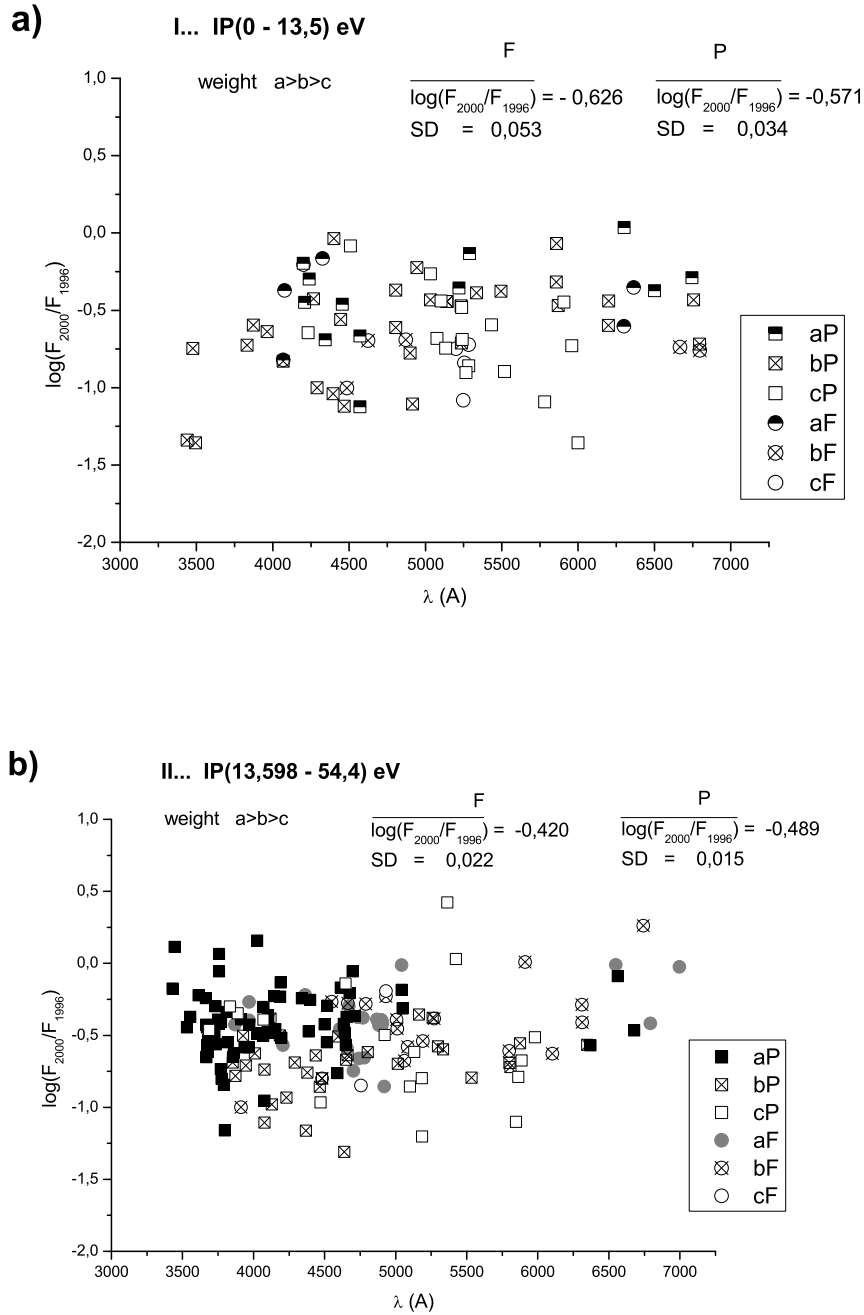
Errors were calculated by performing multiple measurements of the lines, as well as comparing the fluxes measured from overlapping orders and overlapping gratings. The error in each line flux over the wavelength range  $4920 < \lambda < 6370$  Å was estimated as up to 25%. Outside this wavelength range, except for the very blue lines, the error is about 15%. For the bright lines the errors lie considerably under these limits, while for the faint lines, due to the uncertainty in the flux calibration process, the errors can exceed the given limits even by 15%. For  $\lambda > 7000$  Å not included in our analysis, where the calibration had to be extrapolated beyond the HST spectrum, the calibration and measurement uncertainties yield an average

error of 28%.

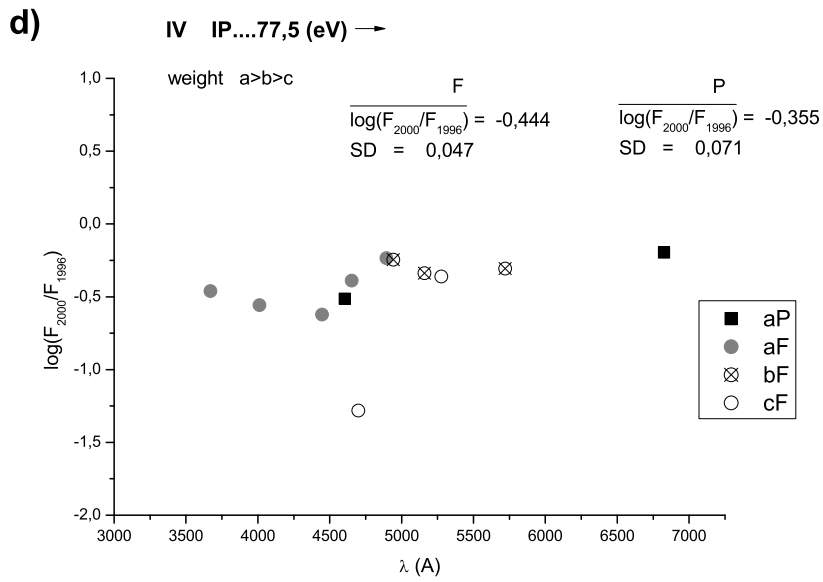
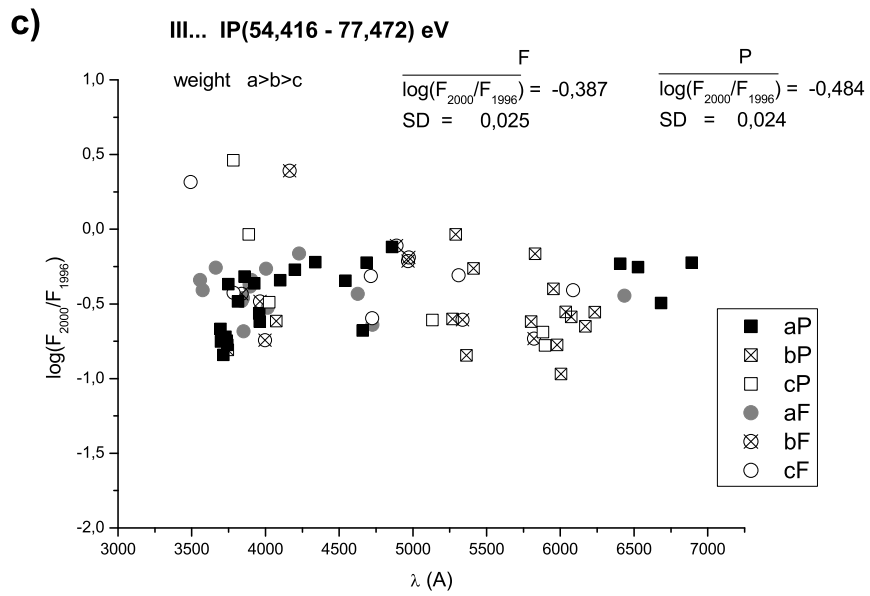
We took account of the errors in line fluxes by separating the lines into three groups and by assigning them different statistical weights. In our notation, the group "a" has the largest weight 3 and contains lines with errors smaller than 15%. Weak lines and lines from the less certain wavelength range are in group "b" which has a weight of 2. In the group "c" with the smallest weight of 1 the very weak lines, those identified with a certain degree of uncertainty, badly fitted lines and possible blends are included.

### 3. Data analysis

The behaviour of log flux ratios of the non-Fe+ lines from the 2000 and 1996 spectra is here examined. The plots of  $\log(F_{2000}/F_{1996})$  against wavelength with the means and the standard deviation of the means for different ranges of ionization potential determined for the permitted and forbidden lines separately are shown in Figs. 1a, 1b, 1c, and 1d. In the determination of the means and standard deviations, weights have been given to the lines, depending to which of our three groups, each line belongs. A plot of the mean log flux ratios against ionization potential is shown in Fig. 2. The choice of the most appropriate ionization potential for the contributing ions depends on the mechanism of excitation. In the case of the forbidden lines of ions and permitted metallic lines from singly ionized atoms (except for the high excited lines of AlIII and MgII), presumably excited from the ground level by collisions, it is justified to adopt the ionization potential of the previous ionization stage. For neutral atoms a value of zero was assigned to the corresponding ionization potential. Excitation from the ground level was assumed also for the lines excited by the Bowen mechanism i.e. OIII 3430, 3444, 3754, 3757, 3774, 3791, 3810, the others not being excited in this way ( Eriksson 2008). We have assumed that the Bowen mechanism is not important for NIII, as found by Eriksson et al ( Eriksson 2005), but we must note that Selvelli et al ( Selvelli et al. 2007) come to the opposite conclusion, taking into account what happens when the optical thickness is very large. We can also assume excitation from the ground level for all lines arising from levels far from the ionization limit not due to hydrogen or helium. Note that this condition has been chosen quite arbitrarily. On the other hand, all HI, HeI and HeII lines, as well as lines arising from levels closer to the ionization level, have been taken to be excited by recombination from the following stage of ionization, and the ionization potential of the ion which produces the lines studied, was adopted.



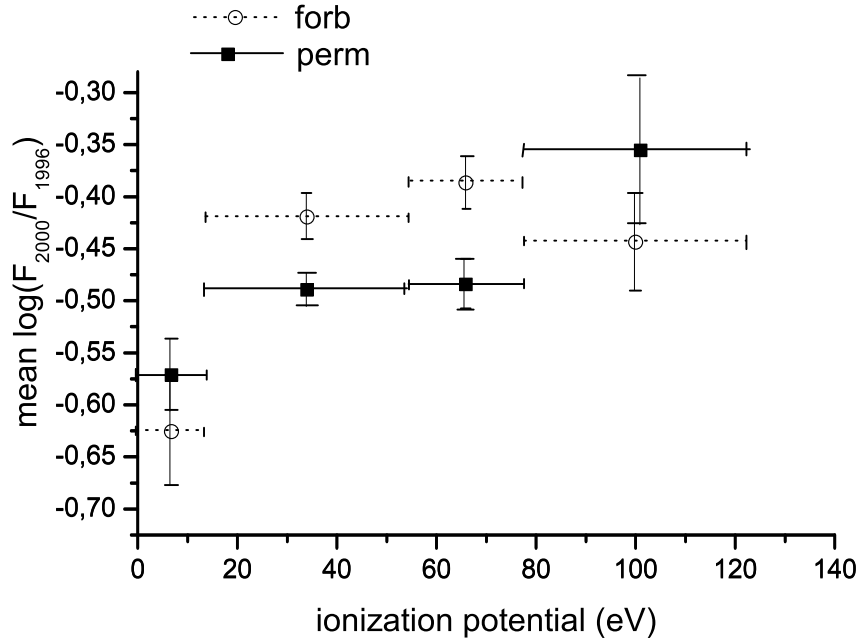
**Fig. 1.**  $\log(F_{2000}/F_{1996})$  vs. wavelength for ions other than FeII in the potential range a) 1-13,5 eV, b) 13,598-54,4 eV, c) 54,416-77,472 eV, d) more than 77,5 eV. The mean values of  $\log(F_{2000}/F_{1996})$  and standard deviations SD of the means for the permitted and forbidden lines are given in the figure.  $F_{2000}$  and  $F_{1996}$  are emission line fluxes from the spectra taken 2000 and 1996 respectively. Permitted (P) lines are marked with rectangular and forbidden (F) lines with circular symbols. "a" is for lines with statistical weight 3, "b" for lines with statistical weight 2 and "c" for lines with statistical weight 1.



**Fig. 1.** (continued)

The new additional evidence for fading of emission line fluxes in 2000 during a dust obscuration event with respect to the fluxes in 1996, shown in Figs. 1a, 1b, 1c, 1d and 2, might be considered surprising, in view of the fact that (Selvelli et al. 2007) found no indication for wavelength dependent absorption in the optical. It is therefore useful to check the reliability of the data used by us. We previously found no evidence for fading at an earlier time (Kotnik-Karuza et al. 2002) by comparing the measurements of Crawford et al. 1999 with those of McKenna et al. 1997. It is imaginable that the apparent fading could be an artifact due to a non-linearity of the 2000 calibration spectrum. To eliminate this as a possible explanation of our result, we have looked for a dependence of fading on line center flux, the latter being indicated by a ratio of total line flux in 2000 ( $F_{2000}$ ) to the corresponding FWHM. Such a test is best undertaken for both the permitted Fe II and the forbidden [FeII] lines, where lines not fitting the Self-Absorption Curve relation between a function of flux and oscillator strength were eliminated as badly identified. That method, previously used by us (Kotnik-Karuza et al. 2002) was applied in a different way to another star by Muratorio et al (Muratorio et al. 2006). The result of the test for non-linearity is shown in the graph of Fig. 3 where a small tendency for  $\log F_{2000}/F_{1996}$  to increase as a function of  $\log F_{2000}/FWHM$  has been found. A calculation of the correlation suggests an increase of 0.07 between values of  $\log F_{2000}/FWHM$  of -4 and -2 for the permitted lines and an increase of 0.19 for the forbidden lines over the same range. Even if the effect is really due to non-linearity, it is clear that the mean fadings for the two groups of emission lines of ionized iron (Kotnik-Karuza et al. 2006), as well as those found in the present work, are considerably larger.





**Fig. 2.**  $\log(F_{2000}/F_{1996})$  vs. ionization potential for ions other than FeII averaged over four ionization potential ranges: 1-13,5 eV; 13,598-54,4 eV; 54,416-77,472 eV; more than 77,5 eV. The horizontal bars indicate ionization potential ranges.

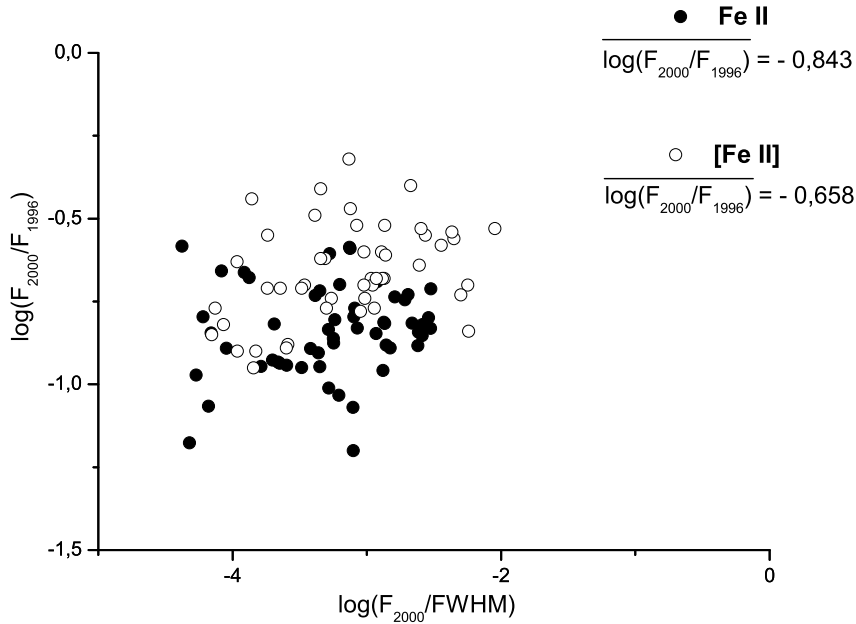
#### 4. Discussion

We only have emission line fluxes for two dates, one inside and one outside an obscuration event, so any interpretation is provisional. More observations are needed to confirm or invalidate what is seen here.

The graphs of log flux ratio against wavelength (Fig. 1) do not show any very clear sign of any correlation between these quantities. Within the errors the fits indicate an absence of a slope.

We have however studied the variation of the means and the standard deviations in the different ranges of ionization potential which are indicated by horizontal bars (Fig. 2). The standard deviations are larger than for  $\text{Fe}^+$  studied by itself (Kotnik-Karuza et al. 2006) and unlike for  $\text{Fe}^+$  show no significant difference between permitted and forbidden lines. Whether this, like the larger standard deviations, found here, is at least due to a certain extent to different ions and atoms being studied together in the present investigation, is not clear. The different permitted line fluxes are of course affected by radiative transfer effects.

All the mean log ratios are less than zero, so fading occurs for both permitted and forbidden lines in all ranges of ionization potential. It appears to be however largest in the lowest range of ionization potential.



**Fig. 3.**  $\log(F_{2000}/F_{1996})$  vs.  $\log F_{2000}/FWHM$  for the  $Fe^+$  lines. The values of  $\log F_{2000}/FWHM$  in the abscissa give a measure of the line peak fluxes.  $F_{2000}$  and  $F_{1996}$  are emission line fluxes from the spectra taken 2000 and 1996 respectively while  $FWHM$  refers to lines from the spectra taken in 2000.

This might indicate that the optically thick clouds whose existence in the  $Fe^+$  regions was first suggested by Kotnik-Karuza et al (Kotnik-Karuza et al. 2006) are also present in regions of formation of higher ionization lines. The clouds absorbing emission lines in the optical and ultraviolet ranges are further out from the cool component than the dust producing infrared absorption.

The latter region then should have a smaller covering factor. Selvelli et al (Selvelli et al. 2007) however found apparently contradictory conclusions from the same HST/STIS data of October 2000, which calibrate earlier spectra obtained with the Anglo-Australian telescope, studied by us, The relative fluxes of the HeII Fowler series indicated a fairly low interstellar reddening of  $E(B-V)$  near 0.00, agreeing with what is expected from the interstellar hydrogen column density. However grey absorption by optically thick clouds would not be detectable by a procedure which only compared fluxes of lines at different wavelengths.

We have determined  $\Delta E(B-V)$ , i.e. the change of  $E(B-V)$  in 2000 with respect to its value in 1996 separately for the forbidden and permitted lines of  $Fe^+$  and for other ions in different ionization potential ranges as shown in Table 3.

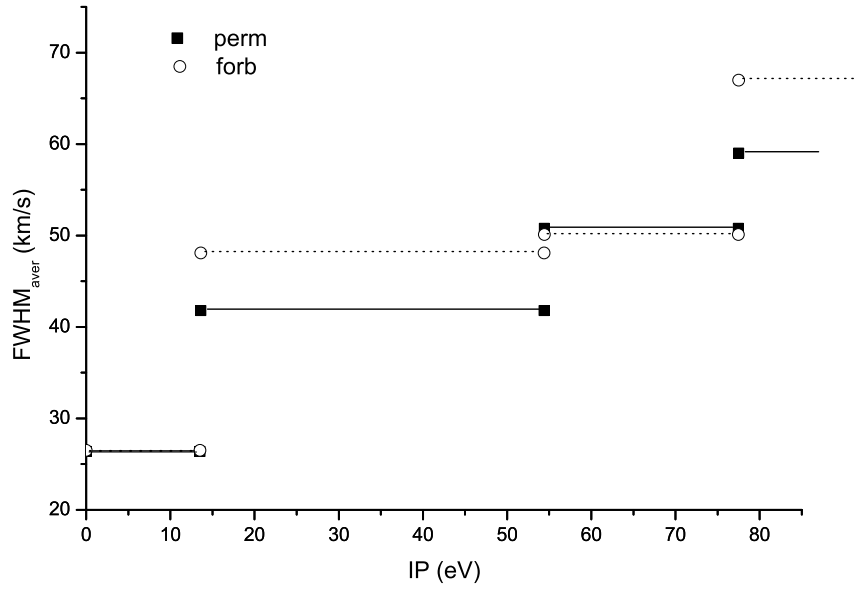
In view of the errors, the values of  $\Delta E(B-V)$  which are in some cases negative are not significant. We may note that an increase of the photospheric temperature of the hot component, would lead to positive log flux ratios for the highest ionization lines, formed nearer that component, unlike what we have found. An alternative possibly more acceptable interpretation to that of the last paragraph, would require the hot component to have moved to the cooling part of its track in the temperature luminosity diagram, following its increasing temperature in earlier decades, shown by the appearance with time of lines from ions with increasing ionization potential.

The 2000 spectrum of RR Tel still shows the previously known effect (see Thackeray 1977) that lines from more highly ionized atoms tend to be wider. This can clearly be seen in Fig. 4, where the mean FWHM is plotted against ionization potential in the same ranges of ionization potential as in Fig. 2. It is also shown in Fig. 5, where the mean FWHM for each ion from Table 2 is plotted against its ionization potential. Fig. 5 shows the mean FWHM of individual ions. Fig. 4 shows averages over different ionization potential ranges indicated by horizontal bars. The contribution of each ion to each ionization potential range has been weighted by the number of its measured lines.

Two discordant lines have been left out from the plot: the 6742 [MnIII] and the 6548[NII] line. The 6742 [MnIII] line is the only identified line of this ion in the 2000 spectrum but not identified before. Its radial velocity shift is relatively large with respect to other lines in its neighbourhood. Its flux is moreover quite low and the large FWHM suggests that it is very weak. The 6548[NII] line is the only line of multiplet 1F identified in our spectrum, in the 1996 spectrum it was declared as a blend and had not been identified in the preceding 1992 spectrum. This line, accompanied by the three times stronger 6583[NII] line of the same multiplet, is a common feature of normal nebulae. The absence of the stronger 6583[NII] line in our 2000 spectrum indicates that the identification of the weaker 6548[NII] line is probably wrong and shows that the emission line regions of RR Tel are not like such nebulae.

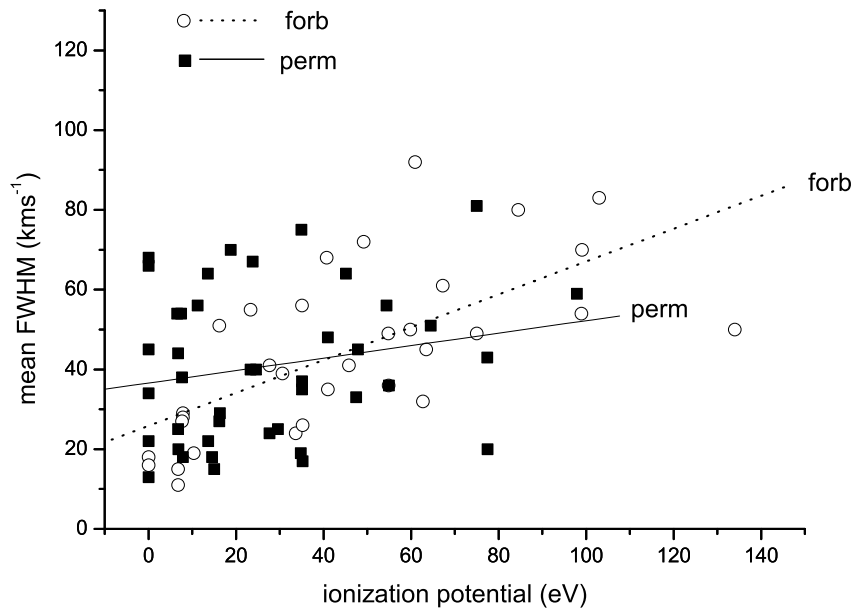
According to Friedjung (Friedjung 1966), the FWHMs of the RR Tel emission lines of a given ionization stage tended to decrease with time. Data given in that paper for HeII (-, 104 km s<sup>-1</sup>), [Fe V] (92 km s<sup>-1</sup>, 81 km s<sup>-1</sup>), [FeVI] (182 km s<sup>-1</sup>, -) and [FeVII] (169 km s<sup>-1</sup>, 182 km s<sup>-1</sup>) refer to the spectra taken in 1960 and 1965 respectively. That data from photographic spectra at wavelengths below 5000 Å with a quite approximate correction for instrumental broadening are of lower quality than those of the present paper and it is not easy to make a detailed comparison. However, by comparing the non-instrumental broadening corrected  $FWHM_{2000}$  means of Table 2 with the previously found values from 1960 and 1965 spectra, we can see that the mean FWHM decrease of the wider lines of highly ionized atoms seems to have continued.

The radii of the hot component photosphere of RR Tel at different dates, estimated by Mürset and Nussbaumer (Mürset and Nussbaumer 1994), suggest that these velocities were



**Fig. 4.** FWHMs of the permitted and forbidden lines from the spectra taken in 2000 averaged over four ionization potential ranges: 1-13,5 eV; 13,598-54,4 eV; 54,416-77,472 eV; more than 77,5 eV. Note that the permitted and the forbidden lines overlap in the lowest ionization potential range. In the averaging procedure over different ionization potential ranges each ion was weighted by the number of its lines. The horizontal bars indicate ionization potential ranges.

considerably less than the hot component escape velocities and therefore of a hot component wind. Let us in addition note that, as mentioned by Friedjung (Friedjung 1966), the Balmer lines near the beginning of the Balmer series, still tended to be wider in 2000, this being especially true for  $H\alpha$ .



**Fig. 5.** Mean FWHMs of lines belonging to individual ions from the spectra taken in 2000 as a function of ionization potential

**Acknowledgements.** We wish to thank Mattias Eriksson for providing us useful information on the excitation mechanism for certain OIII lines. Our thanks are also due to the referee R. Viotti for his inspiring remarks and suggestions which helped us to improve this paper a lot.

## References

- Cardelli, J.A., Clayton, G.C., Mathis, J.C. 1989, *ApJ*, 345, 245
- Crawford, F.L., McKenna, F.C., Keenan, F.P., Aller, L.H., Feibelman, W.A., & Ryan, S.G. 1999, *A&AS*, 139, 135
- Eriksson, M., Johansson, S., Wahlgren, G. M., Veenhuizen, H., Munari, U., & Siviero, A. 2005, *A&A*, 434, 397
- Eriksson, M. 2008, private communication
- Friedjung, M. 1966, *MNRAS*, 133, 401
- Howarth, I.D. 1983, *MNRAS*, 203, 301
- Jordan, S., Mürset, U. & Werner, K. 1994, *A&A*, 283, 475
- Kotnik-Karuza, D., Friedjung, M. & Selvelli, P.L. 2002, *A&A*, 381, 507
- Kotnik-Karuza, D., Friedjung, M., Exter, K., Keenan.F.P., & Pollacco, D.L. 2003, in *Symbiotic stars probing stellar evolution*, ed Corradi R.L.M., Mikolajewska J.& Mahoney T.J. (ASP Conf. Ser. 303)136
- Kotnik-Karuza, D., Friedjung, M., Exter, K., Keenan, F.P., Pollacco, D.L., & Whitelock P.A. 2004, in *Spectroscopically and Spatially Resolving the Components of Close Binary Stars*, ed Hidlitch R. W., Hensberge H.& Pavlovski K.(ASP Conf. Ser. 318) 363
- Kotnik-Karuza, D., Friedjung, M., Exter, K., Keenan.F.P., & Pollacco, D.L. 2005, in *Interacting Binaries: Accretion, Evolution and Outcome*, ed Antonelli L. A., Burderi L., D'Antona F., Di Salvo, T., Israel G.L., Piersanti L., Straniero O.& A. Tornambe (AIP Conf. Proc. 797) 577
- Kotnik-Karuza, D., Friedjung, M., Whitelock P.A., Marang. F., Exter, K., Keenan.F.P., & Pollacco, D.L. 2006, *A&A*, 452, 503
- McKenna, F.C., Keenan, F.P., Hambly, N.C., Allende Prieto, C., Rolleston, W.R.J., Aller, L.H., & Feibelman, W.A. 1997, *ApJS*, 109, 225
- Mürset, U., Nussbaumer, H. 1994, *A&A* 282, 586
- Muratorio, G., Rossi, C., & Friedjung, M. 2006, *A&A* 450, 593
- Penston. M.V., Benvenuti, P., Cassatella, A., Heck, A., Selvelli, P., Macchetto, F., Ponz, D., Jordan, C., Cramer, N., Rufener, F., Manfroid, J. 1983, *MNRAS*, 202. 833
- Selvelli, P., Danziger, J., Bonifacio, P., 2007,*A&A*, 464, 715
- Thackeray, A.D., 1977, *Mem. R. Astr. Soc* 83, 1
- Whitelock, P.A., 1987 *PASP*, 99, 573
- Whitelock, P.A. 2003, in *The Symbiotic stars probing stellar evolution*, ed R.L.M. Corradi, J.Mikolajewska & T.Mahoney (ASP Conf. Ser. 303) 41

**Table 2.** Mean FWHM values for individual ions from the spectra of RR Tel taken in 2000

Ion	FWHM (km/s)	N	$\sigma$	IP (eV)	Ion	FWHM (km/s)	N	$\sigma$	IP (eV)
HI	64.0	24	5.1	13.598	[ArIV]	68.0	1		40.74
HeI	40.4	24	2.4	24.587	[ArV]	50.0	2	2.7	59.81
HeII	56.0	26	1.8	54.416	ArII	24.0	1		27.629
CII	56.0	3	22.7	11.26	[KIV]	41.0	1		45.806
CIII	45.0	7	3.7	47.888	[KV]	92.0	1		60.91
CIV	50.7	2	3.5	64.492	[CaV]	61.0	2	8.8	67.27
[NI]	18.0	1		0	[CaVI]	80.0	1		84.5
[NII]	105	1		14.534	CaI	66.0	3		0
NI	18.0	1		14.534	ScI	13.0	2	7.2	0
NII	24.7	3	2.4	29.601	ScII	54.0	1		6.561
NIII	33.0	10	3.7	47.448	TiI	45.0	3	18.4	0
NIV	81.0	1		77.472	TiII	19.9	7	5.3	6.828
NV	59.0	1		97.89	[VII]	14.9	3	1.2	6.746
[OI]	15.8	2	0.0	0	VII	25.0	10	6.5	6.746
[OIII]	55.7	3	8.4	35.117	[CrII]	11.0	2	4.0	6.766
OI	22.0	1		13.618	[CrV]	72.0	1		49.16
OII	37.0	15	7.3	35.117	CrII	44.0	10	9.8	6.766
OIII B	35.0	7	5.8	35.117	[MnIII]	115.0	1		15.64
OIII nB	36.0	6	4.6	54.93	[MnIV]	24.3	3	13.0	33.668
OIV	43.0	6	8.2	77.413	MnI	68.0	1		0
[FIV]	32.0	1		62.708	MnII	54.0	9	8.8	7.434
FII	75.0	1		34.97	[FeII]	28.3	58	2.9	7.902
[NeIII]	35.0	3	10.6	40.963	[FeIII]	51.0	13	4.6	16.188
[NeIV]	45.2	3	1.2	63.45	[FeIV]	39.5	11	2.7	30.652
NeII	47.8	4	21.5	40.963	[FeV]	49.2	10	4.8	54.8
[NaV]	54.0	1		98.91	[FeVI]	49.5	10	4.7	75
MgI	22.0	1		0	[FeVII]	69.9	3	1.1	99.1
MgII	15.0	1		15.035	FeII	18.0	81	1.6	7.902
AlII	70.0	1		18.828	FeIII	27.2	6	5.2	16.188
SiI	34.0	1		0	[CoII]	29.0	1		7.881
SiII	29.5	11	3.7	16.345	[CoVII]	83.0	1		103
SiIV	64.0	1		45.142	[NiII]	27.0	4	10.1	7.639
[SII]	19.2	2	2.9	10.36	[NiIV]	26.0	1		35.19
[SIII]	55.0	2	5.0	23.338	[NiV]	36.0	1		54.9

**Table 2.** (Continued.)

Ion	FWHM (km/s)	N	$\sigma$	IP (eV)	Ion	FWHM (km/s)	N	$\sigma$	IP (eV)
SII	39.6	5	9.4	23.337	[NiVIII]	50.0	1		134
SIII	18.5	2	0.5	34.79	NiII	38.0	1		7.639
CIII	67.0	1		23.814	NiIII	17.0	1		35.19
[ArIII]	41.0	1		27.629	NiV	20.0	1		75

B refers to the lines excited by Bowen mechanism while the nB lines are excited by recombination.

**Table 3.**  $\Delta E(B - V)$  for  $\text{Fe}^+$  lines and for lines other than  $\text{Fe}^+$  in four ionization potential ranges as defined in Fig.1.

	$\Delta E(B - V)$
IP I forb	$-0.14 \pm 0.21$
IP I perm	$0.30 \pm 0.14$
IP II forb	$0.39 \pm 0.12$
IP II perm	$-0.10 \pm 0.09$
IP III forb	$0.04 \pm 0.12$
IP III perm	$-0.07 \pm 0.11$
IP IV forb	$0.41 \pm 0.48$
IP IV perm	0.40
$\text{Fe}^+$ forb	$0.10 \pm 0.10$
$\text{Fe}^+$ perm	$0.09 \pm 0.07$



**Table 1.** List of emission lines from the spectra of RR Tel taken in 2000 and 1996

$\lambda$ (Å)	Ion	mult	IP (eV)	$F_2$	FWHM (km/s)	$F_1$	$\log(F_2/F_1)$	exc	w
3183.61	MnII		7.434	4.7E-02	19	1.1E-01	-0.37	g	x
3185.72	OIV	7	77.413	2.1E-02	19	4.6E-02	-0.35	r	x
3187.74	HeI	3	24.587	1.2E-01	53	3.8E-02	0.50	r	x
3193.10	SiII		16.346	1.7E-02		5.1E-02	-0.48	r	x
3196.07	FeII	7	7.902	7.6E-02	19	9.7E-02	-0.11	g	x
3203.10	HeII	1	54.416	3.82	41	5.01	-0.12	r	x
3213.31	FeII	6	7.902	6.0E-02	21	8.2E-02	-0.14	g	x
3220.84	FeII	106	7.902	2.0E-01	57	1.6E-01	0.09	g	x
3227.73	FeII	6	7.902	5.5E-02	24	9.7E-02	-0.25	g	x
3234.92	FeII	1	7.902	3.7E-03	11	1.3E-02	-0.55	g	x
3239.87	FeII	81	7.902	5.1E-02	56	3.1E-02	0.22	g	x
3239.88	VII	61	6.746	3.8E-02	56	3.1E-02	0.08	g	x
3241.74	[ArIII]	F	27.629	3.2E-02	56	3.6E-02	-0.05	g	x
3255.88	FeII	1	7.902	2.3E-02	17	4.1E-02	-0.25	g	x
3265.46	OIII	8	54.936	2.3E-02	50	2.8E-02	-0.08	r	x
3266.91	VII	137	6.746	1.6E-02	58	2.6E-02	-0.22	g	x
3277.35	FeII	1	7.902	2.7E-02	23	6.1E-02	-0.36	g	x
3281.29	FeII	1	7.902	3.0E-02	18	1.0E-01	-0.52	g	x
3285.42	FeII	1	7.902	6.0E-03	14	1.5E-02	-0.40	g	x
3295.81	FeII	1	7.902	3.4E-02	14	3.8E-02	-0.05	g	x
3299.36	OIII	3	54.936	4.8E-01	35	4.3E-01	0.05	r	x
3312.30	OIII	3	54.936	1.38	33	1.11	0.09	r	x
3314.00	FeII	1	7.902	8.1E-03	4	1.3E-02	-0.21	g	x
3340.74	OIII	3	54.936	1.86		8.8E-01	0.33	r	x
3342.68	[NeIII]	2F	40.963	1.3E-01		1.1E-01	0.10	g	x
3345.84	[NeV]	1F	97.12	27.6	59	14.0	0.30	g	x
3376.40	OIII	27	54.936	1.8E-02	14	4.1E-02	-0.37	r	x
3381.25	OIV	3	77.413	1.7E-01	47	2.0E-01	-0.08	r	x
3385.55	OIV	3	77.413	2.0E-01	54	1.3E-01	0.17	r	x
3430.60	OIII	15	35.117	2.5E-02	24	3.8E-02	-0.18	B	a
3439.40	ScI	21	0.000	4.7E-03	6	1.0E-01	-1.34	g	b
3440.99	[FeII]	26F	7.902	4.4E-03	31			g	b
3440.99	[FeII]	26F	7.902	4.0E-03	5	1.3E-02	-0.51	g	c
3444.10	OIII	15	35.117	4.07	35	3.12	0.12	B	a

Table 1. (Continued.)

$\lambda$ (Å)	Ion	mult	IP (eV)	$F_2$	FWHM (km/s)	$F_1$	$\log(F_2/F_1)$	exc	w
3452.33	FeII	89	7.902	7.6E-02	13	1.5E-02	0.70	g	a
3455.11	[FeII]	26F	7.902	8.5E-03	19	1.0E-02	-0.07	g	b
3475.74	FeII	4	7.902	8.2E-02	13			g	a
3476.25	VII	58	6.746	3.2E-03	7	1.8E-02	-0.75	g	b
3492.10	[FeVI]	4F	75.0	8.1E-02	39	3.9E-02	0.32	g	c
3494.52	CrII	2	6.766	4.4E-03	3	1.0E-01	-1.36	g	b
3494.67	FeII	16	7.902	2.7E-02	14			g	a
3501.62	[FeII]	26F	7.902	4.8E-01	72			g	a
3507.39	FeII	16	7.902	2.5E-02	11	1.6E-02	0.19	g	a
3530.50	HeI	36	24.587	1.2E-02	27	3.3E-02	-0.44	r	a
3538.69	[FeII]	26F	7.902	4.0E-03	8	1.5E-02	-0.57	g	b
3539.19	[FeII]	26F	7.902	5.5E-03	15	5.0E-03	0.04	g	b
3554.40	HeI	34	24.587	1.7E-02	29	3.9E-02	-0.37	r	a
3555.60	[FeVI]	4F	75.0	1.4E-01	49	3.0E-01	-0.34	g	a
3573.86	[FeVI]	9F	75.0	3.7E-02	43	9.4E-02	-0.41	g	a
3613.64	HeI	6	24.587	1.1E-02	37	1.9E-02	-0.22	r	a
3662.50	[FeVI]	4F	75.0	3.4E-01	48	6.2E-01	-0.26	g	a
3664.68	H <sub>28</sub>	6	13.598	4.3E-02	46	7.5E-02	-0.24	r	a
3666.10	H <sub>27</sub>	5	13.598	3.8E-02	44	1.0E-01	-0.43	r	a
3667.68	H <sub>26</sub>	5	13.598	3.4E-02	47	1.5E-01	-0.65	r	a
3669.10	[CaVI]	1F	84.50	1.1E-01	80	3.2E-01	-0.46	g	a
3671.48	H <sub>24</sub>	5	13.598	8.1E-02	60	2.3E-01	-0.45	r	a
3673.76	H <sub>23</sub>	5	13.598	8.3E-02	57	3.1E-01	-0.57	r	a
3676.37	H <sub>22</sub>	4	13.598	9.6E-02	53	4.0E-01	-0.61	r	a
3679.36	H <sub>21</sub>	4	13.598	1.3E-01	54	4.9E-01	-0.57	r	a
3682.81	H <sub>20</sub>	4	13.598	1.6E-01	58	5.4E-01	-0.53	r	a
3686.83	H <sub>19</sub>	4	13.598	2.5E-01	75	7.2E-01	-0.46	r	a
3691.56	H <sub>18</sub>	4	13.598	2.1E-01	59	6.3E-01	-0.49	r	a
3695.37	OIII	21	54.936	1.7E-02	53	7.9E-02	-0.67	r	a
3697.15	H <sub>17</sub>	3	13.598	2.2E-01	59	7.3E-01	-0.52	r	a
3698.70	OIII	21	54.936	1.1E-02	30	6.2E-02	-0.75	r	a
3703.85	H <sub>16</sub>	3	13.598	3.0E-01	61	9.4E-01	-0.50	r	a
3705.00	HeI	25	24.587	5.1E-02	34	1.7E-01	-0.53	r	a
3710.42	SIII	1	34.79	7.0E-03	18	2.2E-02	-0.52	r	b
3711.97	H <sub>15</sub>	3	13.598	3.5E-01	59	1.19	-0.53	r	a

Table 1. (Continued.)

$\lambda$ (Å)	Ion	mult	IP (eV)	$F_2$	FWHM (km/s)	$F_1$	$\log(F_2/F_1)$	exc	w
3715.08	OIII	14	54.936	1.9E-02	38	1.3E-01	-0.84	r	a
3720.17	FeII	23	7.902	4.2E-02	57	1.5E-01	-0.56	c	a
3721.95	H <sub>14</sub>	3	13.598	7.0E-01	57	1.88	-0.43	r	a
3725.30	OII	14	35.117	9.5E-01	86	2.99	-0.50	r	a
3729.03	OIV	6	77.413	9.4E-02	49	4.9E-01	-0.72	r	a
3732.86	HeI	24	24.587	4.5E-02	54	9.0E-02	-0.30	r	a
3734.37	H <sub>13</sub>	3	13.598	5.4E-01	59	1.98	-0.56	r	a
3736.78	OIV	6	77.413	6.9E-02	41	3.9E-01	-0.75	r	a
3740.28	HeII		54.416	2.2E-02	48	1.3E-01	-0.77	r	a
3741.56	FeII	15	7.902	3.0E-03	10	3.2E-02	-1.03	g	b
3744.73	OIV	6	77.413	8.1E-03	34	5.2E-02	-0.81	r	b
3748.49	FeII	154	16.188	6.8E-02	62			r	a
3748.66	HeII		54.416	5.4E-02	64	1.3E-01	-0.37	r	a
3750.15	H <sub>12</sub>	2	13.598	6.7E-01	62	1.64	-0.39	r	a
3754.67	OIII	2	35.117	8.1E-02	33	2.1E-01	-0.42	B	a
3756.10	HeI	66	24.587	7.3E-02	56	6.3E-02	0.07	r	a
3757.21	OIII	2	35.117	2.7E-02	22	3.1E-02	-0.06	B	a
3764.09	FeII	29	7.902	2.4E-02	10	2.5E-02	-0.02	g	a
3768.81	HeI	65	24.587	4.1E-02	42	2.2E-01	-0.73	r	a
3770.63	H <sub>11</sub>	2	13.598	8.5E-01	60	2.18	-0.41	r	a
3774.00	OIII	2	35.117	1.2E-02	30	7.5E-02	-0.80	B	a
3779.58	FeII	23	7.902	7.0E-03	9	2.7E-02	-0.59	g	b
3781.68	HeII	5	54.416	5.8E-02	60	2.0E-02	0.46	r	a
3783.22	[FeV]	3F	54.8	1.2E-01	48	3.1E-01	-0.43	g	c
3783.35	FeII	14	7.902	1.1E-01	11			g	b
3791.26	OIII	2	35.117	1.8E-02	36	1.2E-01	-0.84	B	a
3797.90	H <sub>10</sub>	2	13.598	2.2E-01	58	3.24	-1.16	r	a
3810.96	OIII	2	35.117	3.0E-01	68	6.6E-01	-0.34	B	a
3813.50	HeII	4	54.416	2.2E-01	53	6.6E-01	-0.48	r	a
3819.61	HeI	22	24.587	7.0E-02	32	2.5E-01	-0.55	r	a
3820.20	[FeV]	3F	54.8	1.3E-01	49	3.9E-01	-0.47	g	a
3824.91	FeII	29	7.902	7.5E-03	12	8.1E-02	-1.03	g	b
3832.12	CII	13	11.260	2.1E-03		1.1E-02	-0.73	r	b
3833.57	HeI	62	24.587	2.7E-01		5.4E-01	-0.30	r	c
3835.39	H <sub>9</sub>	2	13.598	1.96	65	4.06	-0.32	r	a

Table 1. (Continued.)

$\lambda$ (Å)	Ion	mult	IP (eV)	$F_2$	FWHM (km/s)	$F_1$	$\log(F_2/F_1)$	exc	w
3838.10	[FeV]	1F	54.8	6.3E-03	6	1.7E-02	-0.43	g	b
3839.50	[FeV]	3F	54.8	2.8E-01	39	8.5E-01	-0.48	g	a
3846.94	[FeVI]	F	75.0	4.5E-02	72	1.3E-01	-0.46	g	a
3851.34	[FeV]	3F	54.8	2.1E-02	48	1.0E-01	-0.68	g	a
3851.63	[FeII]	9F	7.902	1.9E-02	46			g	a
3853.66	SiIII	1	16.345	1.0E-03	16	5.0E-03	-0.69	r	b
3856.02	SiIII	1	16.345	1.2E-02	29	5.2E-02	-0.65	r	a
3858.07	HeII	4	54.416	1.0E-01	70	2.1E-01	-0.32	r	a
3858.90	[NiIV]	F	35.19	1.9E-02	26	8.4E-02	-0.63	g	a
3862.59	SiIII	1	16.345	1.9E-02	26	8.1E-02	-0.62	r	a
3868.74	[NeIII]	1F	40.963	8.63	43	23.0	-0.43	g	a
3871.62	CII	18	11.260	6.4E-03	26	2.5E-02	-0.59	r	b
3872.45	OII	11	35.117	2.0E-03	9	1.0E-02	-0.78	r	b
3887.44	HeII	4	54.416	1.3E-01	39	1.5E-01	-0.03	r	c
3889.05	H <sub>8</sub>	2	13.598	3.12	74	6.95	-0.35	r	a
3891.80	[FeV]	3F	54.8	6.9E-01	43	1.61	-0.37	g	a
3895.70	[FeV]	1F	54.8	3.4E-01	45	8.2E-01	-0.38	g	a
3896.70	[FeV]	1F	54.8	3.5E-01	45	8.2E-01	-0.36	g	a
3905.01	[FeVI]	F	75.0	5.5E-02	65	1.2E-01	-0.34	g	a
3910.61	[NeIII]	F	40.963	1.0E-03	14	1.3E-02	-1.00	g	b
3911.96	OII	17	35.117	4.2E-02	54	1.0E-01	-0.39	r	a
3914.48	FeII	3	7.902	2.8E-03	13	2.4E-02	-0.93	g	b
3923.48	HeII	4	54.416	1.5E-01	60	3.5E-01	-0.36	r	a
3926.53	HeI	58	24.587	8.0E-03	26	2.6E-02	-0.50	r	b
3930.31	FeII	3	7.902	2.9E-02	11	2.2E-02	0.12	g	a
3935.91	HeI	57	24.587	1.8E-02	59	7.0E-02	-0.58	r	a
3938.29	FeII	3	7.902	8.9E-03	11	1.4E-01	-1.20	g	b
3945.05	OII	6	35.117	4.0E-03	18	1.9E-02	-0.71	r	b
3945.21	FeII	3	7.902	3.5E-03	17	2.3E-02	-0.82	g	b
3956.82	OIV	10	77.413	1.3E-02	41	4.8E-02	-0.56	r	a
3961.59	OIII	17	54.936	1.1E-02	37	4.6E-02	-0.62	r	a
3963.13	SII	45	23.337	2.3E-03	27	1.0E-02	-0.64	r	b
3963.35	[FeV]	F	54.8	2.3E-03	27	7.0E-03	-0.48	g	b
3964.73	HeI	5	24.587	2.2E-02	27	8.3E-02	-0.58	r	a
3967.51	[NeIII]	1F	40.963	2.86	48	5.31	-0.27	g	a

Table 1. (Continued.)

$\lambda$ (Å)	Ion	mult	IP (eV)	$F_2$	FWHM (km/s)	$F_1$	$\log(F_2/F_1)$	exc	w
3970.07	H $\epsilon$	1	13.598	2.50	63	6.68	-0.43	r	a
3974.16	FeII	29	7.902	5.6E-03	13	4.5E-02	-0.91	g	b
3997.40	[FIV]		62.708	6.3E-03	32	3.5E-02	-0.74	g	b
4003.21	[FeV]	1F	54.8	4.2E-02	51	7.8E-02	-0.27	g	a
4009.27	HeI	55	24.587	7.0E-03	32	2.8E-02	-0.63	r	b
4011.20	[NaV]	1F	98.91	1.9E-02	54	6.9E-02	-0.56	g	a
4014.56	[FeVI]	F	75.0	2.4E-02	45	8.2E-02	-0.52	g	a
4015.20	FeII	142	7.902	2.3E-02	44			g	a
4024.73	FII	2	34.970	4.0E-02	75	2.8E-02	0.16	r	a
4025.49	HeI	19	24.587	1.2E-01	44	3.8E-01	-0.49	r	a
4025.60	HeII	3	54.416	1.2E-01	44	3.8E-01	-0.49	r	c
4026.08	NIII	40	47.449	1.4E-01	41	4.3E-01	-0.49	r	a
4067.03	VII	9	6.746	1.0E-03	7	7.0E-03	-0.83	g	b
4067.87	CIII	16	47.888	3.4E-02	47	1.1E-01	-0.50	r	a
4068.60	[SII]	1F	10.360	3.6E-02	16	2.4E-01	-0.82	g	a
4068.97	CIII	16	47.888	1.5E-01	46	3.0E-01	-0.30	r	a
4070.03	CIII	16	47.888	2.6E-02	41	6.3E-02	-0.39	r	c
4073.90	OIII	23	54.936	4.1E-03	37	1.7E-02	-0.62	r	b
4075.87	OII	10	35.117	9.0E-03	22	4.7E-02	-0.74	r	b
4076.22	[SII]	1F	10.360	1.7E-02	22	3.9E-02	-0.37	g	a
4076.78	SiII		16.346	9.0E-03	22	1.2E-01	-1.11	r	b
4076.83	NIII	38	47.449	1.3E-02	37	1.2E-01	-0.95	r	a
4097.31	NIII	1	47.449	1.6E-01	30	4.6E-01	-0.45	r	a
4100.04	HeII	3	54.416	2.9E-01	59	6.5E-01	-0.34	r	a
4101.74	H $\delta$	1	13.598	4.27	63	9.74	-0.36	r	a
4103.37	NIII	1	47.449	1.2E-01	37	2.9E-01	-0.39	r	a
4114.48	[FeII]	23F	7.902	1.9E-02	18	6.4E-02	-0.52	g	a
4119.23	OII	20	35.117	4.0E-03	37	1.0E-02	-0.38	r	b
4120.80	HeI	16	24.587	1.7E-02	38	5.2E-02	-0.48	r	a
4124.79	FeII	22	7.902	9.0E-04	10	7.0E-03	-0.89	g	b
4128.05	SiII	3	16.345	2.0E-03	13	2.3E-02	-0.98	r	b
4128.74	FeII	27	7.902	2.2E-03	13	2.1E-02	-0.98	g	b
4138.40	FeII	39	7.902	1.1E-03	13	5.0E-03	-0.66	g	b
4143.76	HeI	53	24.587	2.5E-01	62	4.2E-01	-0.23	r	a
4152.43	CIII	21	47.888	2.9E-02	41	8.4E-02	-0.46	r	a

Table 1. (Continued.)

$\lambda$ (Å)	Ion	mult	IP (eV)	$F_2$	FWHM (km/s)	$F_1$	$\log(F_2/F_1)$	exc	w
4163.30	[KV]	1F	60.91	2.0E-02	92	8.0E-03	0.39	g	b
4172.20	FeII	148	7.902	3.3E-02	104	1.1E-01	-0.50	g	a
4173.45	FeII	27	7.902	1.7E-02	13	1.6E-01	-0.96	g	a
4177.21	[FeII]	21F	7.902	2.5E-02	19	1.2E-01	-0.67	g	a
4177.70	FeII	21	7.902	1.6E-02	26	8.2E-02	-0.70	g	b
4178.86	FeII	28	7.902	3.3E-02	14	2.5E-01	-0.88	g	a
4185.46	OII	36	35.117	3.0E-03	34	8.0E-03	-0.50	r	b
4187.05	CIII	18	47.888	1.9E-02	50	3.3E-02	-0.23	r	a
4189.77	OII	36	35.117	2.1E-02	72	2.8E-02	-0.13	r	a
4195.70	NIII	6	47.449	1.5E-02	60	4.8E-02	-0.52	r	a
4199.02	CrII	180	6.766	4.1E-01	74	6.4E-01	-0.19	g	a
4199.09	FeII	141	7.902	5.8E-01	77			g	a
4199.83	HeII	3	54.416	3.1E-01	59	5.8E-01	-0.27	r	a
4201.19	[NiII]	3F	7.639	7.5E-03	16	1.2E-02	-0.20	g	c
4206.30	[FeIV]	F	30.652	2.5E-02	36	9.4E-02	-0.57	g	a
4209.02	CrII	162	6.766	2.1E-02	28	5.9E-02	-0.45	g	a
4211.10	[FeII]	23F	7.902	8.6E-03	19	2.2E-02	-0.41	g	b
4227.74	[FeV]	2F	54.8	6.1E-02	141	8.9E-02	-0.16	g	a
4231.56	[FeII]	21F	7.902	8.1E-03	7			g	b
4231.60	NeII	52	40.963	1.0E-03	8	7.0E-03	-0.93	r	b
4232.07	VII	225	6.746	2.5E-03	14	1.1E-02	-0.65	g	c
4233.17	FeII	27	7.902	3.8E-02	15	2.7E-01	-0.85	g	a
4238.69	CrII	17	6.766	7.9E-02	91	1.6E-01	-0.30	g	a
4243.98	[FeII]	21F	7.902	1.4E-01	16	4.8E-01	-0.53	g	b
4244.81	[FeII]	21F	7.902	3.3E-02	16	8.2E-02	-0.40	g	c
4251.49	[FeII]	23F	7.902	2.5E-03	17	2.0E-02	-0.90	g	b
4258.16	FeII	28	7.902	4.1E-03	11	3.2E-02	-0.89	g	b
4267.27	CII	6	11.260	9.0E-03	101	2.4E-02	-0.43	r	b
4273.32	FeII	27	7.902	1.7E-03	10	1.5E-02	-0.95	g	b
4276.83	[FeII]	21F	7.902	9.8E-02	22	3.5E-01	-0.56	g	b
4278.13	FeII	32	7.902	2.2E-03	10	1.9E-02	-0.94	g	b
4287.40	[FeII]	7F	7.902	7.0E-02	12	4.8E-01	-0.84	g	a
4290.22	TiII	41	6.828	8.0E-04	9	8.0E-03	-1.00	g	b
4290.40	NeII	57	40.963	2.0E-03	16	8.0E-03	-0.69	r	b
4296.57	FeII	28	7.902	1.4E-02	10	1.1E-01	-0.88	g	a

Table 1. (Continued.)

$\lambda$ (Å)	Ion	mult	IP (eV)	$F_2$	FWHM (km/s)	$F_1$	$\log(F_2/F_1)$	exc	w
4305.90	[FeII]	21F	7.902	1.6E-02	15	7.7E-02	-0.68	g	a
4314.29	FeII	32	7.902	5.0E-03	12	2.7E-02	-0.73	g	b
4319.62	[FeII]	21F	7.902	4.2E-02	17	1.8E-01	-0.63	g	a
4326.28	[NiII]	3F	7.639	2.1E-02	56	3.1E-02	-0.16	g	a
4338.67	HeII	3	54.416	7.2E-01	71	1.19	-0.22	r	a
4340.47	H $\gamma$	1	13.598	10.0	66	17.6	-0.24	r	a
4343.99	MnII	6	7.434	1.3E-02	41	6.4E-02	-0.69	g	a
4346.85	[FeII]	21F	7.902	2.2E-02	17	8.9E-02	-0.61	g	a
4351.76	FeII	27	7.902	2.8E-02	13	1.8E-01	-0.81	g	a
4352.78	[FeII]	21F	7.902	5.1E-02	19	1.8E-01	-0.55	g	a
4358.37	[FeII]	21F	7.902	4.1E-02	16	1.4E-01	-0.52	g	b
4359.34	[FeII]	7F	7.902	6.5E-02	15	2.2E-01	-0.54	g	a
4363.21	[OIII]	3F	35.117	7.77	39	12.8	-0.22	g	a
4368.30	OI	5	13.618	2.0E-03	22	3.1E-02	-1.16	r	b
4369.40	FeII	28	7.902	2.4E-03	9	2.1E-02	-0.94	g	b
4372.43	[FeII]	21F	7.902	2.2E-02	17	1.1E-01	-0.68	g	a
4379.09	NIII	17	47.449	5.0E-03	29	3.0E-02	-0.76	r	b
4382.75	[FeII]	6F	7.902	8.0E-03	18	3.2E-02	-0.60	g	b
4384.33	FeII	32	7.902	4.1E-02	12	2.6E-02	0.20	g	a
4385.38	FeII	27	7.902	6.4E-03	11	4.8E-02	-0.88	g	b
4387.93	HeI	51	24.587	3.0E-02	32	8.9E-02	-0.47	r	a
4395.03	TiII	19	6.828	2.8E-03	13	3.1E-02	-1.04	g	b
4397.94	NeII	56	40.963	7.4E-02	98	1.3E-01	-0.25	r	a
4399.77	TiII	51	6.828	5.5E-03	49	6.0E-03	-0.04	g	b
4413.78	[FeII]	7F	7.902	5.7E-02	16	2.2E-01	-0.58	g	b
4416.27	[FeII]	6F	7.902	8.0E-02	14	4.0E-01	-0.70	g	a
4416.82	FeII	27	7.902	1.9E-02	14	1.2E-01	-0.81	g	a
4432.45	[FeII]	6F	7.902	5.0E-03	15	2.5E-02	-0.70	g	a
4437.55	HeI	50	24.587	4.0E-03	26	1.6E-02	-0.64	r	b
4443.80	TiII	19	6.828	3.3E-03	17	1.2E-02	-0.56	g	b
4444.56	FeII	201	16.190	5.0E-04	11	2.0E-03	-0.60	r	b
4446.20	[NiVIII]	1F	134.000	1.1E-02	50	4.7E-02	-0.62	g	a
4446.25	FeII	187	16.188	1.1E-02	50			r	a
4452.11	[FeII]	7F	7.902	2.7E-02	24	1.3E-01	-0.69	g	a
4454.78	CaI	4	0.000	2.0E-02	53	5.8E-02	-0.46	g	a

Table 1. (Continued.)

$\lambda$ (Å)	Ion	mult	IP (eV)	$F_2$	FWHM (km/s)	$F_1$	$\log(F_2/F_1)$	exc	w
4457.95	[FeII]	6F	7.902	4.6E-02	33	1.9E-01	-0.61	g	a
4465.40	OII	94	35.117	1.0E-03	5	6.0E-03	-0.86	r	b
4468.48	TiII	31	6.828	2.5E-03	10	3.3E-02	-1.12	g	b
4471.48	HeI	14	24.587	9.0E-02	67	8.3E-01	-0.97	r	c
4472.92	FeII	37	7.902	5.7E-03	11	2.3E-02	-0.61	g	c
4474.91	[FeII]	7F	7.902	1.7E-02	18	6.5E-02	-0.58	g	a
4481.00	[MnIV]	2F	33.668	1.0E-03	15	7.0E-03	-0.80	g	b
4481.13	MgII	4	15.035	1.0E-03	15	7.0E-03	-0.80	r	b
4485.25	[NiII]	F	7.639	1.1E-03	11	1.1E-02	-1.00	g	b
4488.75	[FeII]	6F	7.902	1.7E-02	18	8.7E-02	-0.70	g	c
4489.19	FeII	37	7.902	2.1E-02	13	1.2E-01	-0.74	g	a
4491.40	FeII	37	7.902	1.6E-02	12	1.1E-01	-0.82	g	a
4492.64	[FeII]	6F	7.902	9.0E-03	17	5.0E-02	-0.74	g	b
4498.94	NeII	64	40.963	7.3E-02	69	1.9E-01	-0.42	r	a
4508.26	FeII	222	16.188	1.2E-02	12	7.8E-02	-0.83	r	a
4509.00	SII	48	23.337	3.3E-02	67	4.0E-02	-0.08	r	c
4509.61	[FeII]	6F	7.902	5.5E-02	53	6.2E-02	-0.05	g	a
4514.89	NIII	3	47.449	1.2E-02	19	4.4E-02	-0.55	r	a
4514.90	[FeII]	6F	7.902	1.2E-02	19			g	a
4515.19	FeII	20	7.902	3.8E-02	13	2.0E-01	-0.71	g	b
4516.93	CIII	9	47.888	5.4E-02	58	1.1E-01	-0.29	r	a
4520.23	FeII	37	7.902	3.0E-02	15	1.6E-01	-0.73	g	a
4522.63	FeII	38	7.902	1.5E-02	12	1.0E-01	-0.85	g	a
4528.39	[FeII]	6F	7.902	3.0E-03	12	2.2E-02	-0.87	g	a
4533.00	[FeII]	6F	7.902	1.0E-03	14	7.0E-03	-0.85	g	c
4534.17	FeII	37	7.902	5.8E-03	10	3.7E-02	-0.80	g	b
4541.00	FeII	38	7.902	7.1E-01	59			g	a
4541.60	HeII	2	54.416	6.7E-01	58	1.48	-0.35	r	a
4548.50	[MnIV]	2F	33.668	8.0E-03	50	1.4E-02	-0.27	g	b
4549.47	FeII	38	7.902	3.3E-02	14	2.3E-01	-0.84	g	a
4555.89	FeII	37	7.902	3.7E-02	14	2.4E-01	-0.82	g	a
4571.10	MgI	1	0.000	3.1E-02	22	1.5E-01	-0.66	g	a
4571.24	CrII	16	6.766	1.1E-02	22	1.5E-01	-1.12	g	a
4576.33	FeII	38	7.902	1.1E-02	13	7.7E-02	-0.83	g	a
4582.84	FeII	37	7.902	9.5E-03	12	5.6E-02	-0.77	g	a



Table 1. (Continued.)

$\lambda$ (Å)	Ion	mult	IP (eV)	$F_2$	FWHM (km/s)	$F_1$	$\log(F_2/F_1)$	exc	w
4583.83	FeII	38	7.902	5.2E-02	17	3.5E-01	-0.83	g	a
4590.97	OII	15	35.117	3.0E-03	25	1.6E-02	-0.76	r	a
4596.09	FeIII	5	16.188	2.0E-03	32	8.0E-03	-0.51	g	b
4603.83	NV	1	97.898	2.5E-02	59	8.1E-02	-0.51	r	a
4607.00	[FeIII]	3F	16.188	2.1E-02	59	6.0E-02	-0.46	g	a
4607.13	[FeII]	3F	7.902	1.7E-03	8	6.3E-02	-1.57	g	a
4613.67	OII	92	35.117	2.7E-02	75	4.0E-02	-0.17	r	a
4620.51	FeII	38	7.902	3.6E-03	11	3.2E-02	-0.95	g	b
4623.10	[CoII]	F	7.881	5.2E-03	29	2.6E-02	-0.70	g	b
4625.54	[ArV]	2F	59.81	5.2E-02	48	1.4E-01	-0.43	g	a
4629.34	FeII	37	7.902	3.7E-02	13	2.3E-01	-0.80	g	a
4631.90	FeII	219	16.188	4.1E-02	43	1.5E-01	-0.57	r	a
4634.16	NIII	2	47.449	1.7E-01	30	4.4E-01	-0.42	r	a
4638.85	OII	1	35.117	1.0E-03	5	1.7E-02	-1.31	r	b
4639.68	[FeII]	4F	7.902	1.5E-02	13	7.3E-02	-0.69	g	a
4641.90	NIII	2	47.449	4.4E-02	30	1.3E-01	-0.48	r	a
4647.46	CIII	1	47.888	6.5E-02	129	9.0E-02	-0.14	r	c
4649.14	OII	1	35.117	1.2E-02	38	4.6E-02	-0.57	r	a
4650.16	CIII	1	47.888	5.0E-03	32	2.3E-02	-0.67	r	b
4652.20	[CoVII]	1F	103	2.7E-02	83	6.7E-02	-0.39	g	a
4654.14	SiIV	7	45.142	8.0E-03	64	1.8E-02	-0.37	r	a
4658.10	[FeIII]	3F	16.188	1.4E-01	54	5.3E-01	-0.59	g	a
4658.64	CIV	8	64.492	1.1E-01	54	5.3E-01	-0.68	r	a
4661.64	OII	1	35.117	2.0E-03	21	8.0E-03	-0.64	r	b
4662.70	[MnIV]	1F	33.668	1.0E-03	8	2.0E-03	-0.28	g	b
4663.70	FeII	44	7.902	1.3E-03	12			g	c
4664.45	[FeII]	4F	7.902	3.0E-03	13	1.7E-02	-0.75	g	a
4665.80	FeII	26	7.902	3.1E-03	37			g	b
4666.75	FeII	37	7.902	6.7E-03	15	3.5E-02	-0.72	g	b
4669.60	[FeIII]	3F	16.188	7.2E-02	97	1.4E-01	-0.30	g	a
4676.23	OII	1	35.117	1.4E-02	60	2.3E-02	-0.21	r	a
4685.68	HeII	1	54.416	19.7	62	33.0	-0.22	r	a
4696.36	OII	1	35.117	1.1E-01	115	1.3E-01	-0.06	r	a
4699.00	[FeVII]	2F	99.1	4.1E-02	68	7.9E-01	-1.28	g	b
4701.62	[FeIII]	3F	16.188	4.4E-02	29	2.5E-01	-0.75	g	a

Table 1. (Continued.)

$\lambda$ (Å)	Ion	mult	IP (eV)	$F_2$	FWHM (km/s)	$F_1$	$\log(F_2/F_1)$	exc	w
4713.14	HeI	12	24.587	6.8E-02	38	1.6E-01	-0.37	r	a
4714.28	[NeIV]	1F	63.45	2.8E-01	47	5.7E-01	-0.31	g	c
4724.15	[NeIV]	1F	63.45	2.6E-01	44	1.03	-0.60	g	c
4725.62	[NeIV]	1F	63.45	1.7E-01	44	7.5E-01	-0.64	g	a
4731.44	FeII	43	7.902	5.2E-03	12	4.6E-02	-0.95	g	b
4733.93	[FeIII]	3F	16.188	4.1E-02	53	9.6E-02	-0.37	g	a
4740.10	[ArIV]	1F	40.740	8.1E-02	68	3.7E-01	-0.66	g	a
4745.49	[FeII]	20F	7.902	1.0E-03	14	7.0E-03	-0.85	g	b
4755.70	[FeIII]	3F	16.188	1.6E-02	35	1.1E-01	-0.85	g	c
4769.60	[FeIII]	3F	16.188	4.3E-02	55	1.0E-01	-0.38	g	a
4772.07	[FeII]	4F	7.902	1.6E-02	12	8.0E-03	0.30	g	a
4774.74	[FeII]	20F	7.902	1.5E-02	17	9.0E-02	-0.78	g	a
4777.88	[FeIII]	3F	16.188	1.1E-02	53	5.2E-02	-0.66	g	a
4788.50	[CrV]	3F	49.16	1.3E-02	72	2.5E-02	-0.28	g	b
4798.28	[FeII]	4F	7.902	4.0E-03	16	2.8E-02	-0.85	g	a
4802.81	SIII		34.79	2.0E-03	19	8.0E-03	-0.62	r	b
4805.11	TiII	92	6.828	2.2E-03	16	9.0E-03	-0.61	g	b
4805.18	CrII	92	6.766	3.8E-03	33	9.0E-03	-0.37	g	b
4814.55	[FeII]	20F	7.902	6.8E-02	14	3.7E-01	-0.73	g	a
4825.71	FeII	30	7.902	2.0E-04	4	3.0E-03	-1.18	g	b
4846.92	FeII	30	7.902	1.0E-03	14	7.0E-03	-0.85	g	b
4852.73	[FeII]	20F	7.902	1.4E-03	9	6.0E-03	-0.63	g	c
4859.32	HeII	2	54.416	1.39	64	1.83	-0.12	r	a
4868.00	[FeIV]	F	30.652	4.7E-02	42	1.2E-01	-0.39	g	a
4868.82	FeII	30	7.902	1.9E-02	50	4.6E-02	-0.39	g	a
4871.43	[VII]	8F	6.746	1.4E-03	13	7.0E-03	-0.69	g	b
4874.49	[FeII]	20F	7.902	1.6E-02	17	8.8E-02	-0.74	g	a
4881.00	[FeIII]	2F	16.188	1.5E-02	63	3.9E-02	-0.43	g	a
4888.62	[NiIV]	F	54.9	7.8E-03	36	1.0E-02	-0.11	g	b
4893.90	[FeVII]	2F	99.1	7.3E-01	72	1.25	-0.23	g	a
4898.64	VII		6.746	3.2E-03	14	1.9E-02	-0.78	g	b
4900.05	[FeIV]	F	30.652	2.3E-02	40	5.6E-02	-0.39	g	a
4901.05	[FeIV]	F	30.652	2.1E-02	37	5.6E-02	-0.43	g	a
4903.50	[FeIV]	F	30.652	2.7E-02	46	6.8E-02	-0.40	g	a
4905.35	[FeII]	20F	7.902	2.5E-02	22	1.5E-01	-0.76	g	a

Table 1. (Continued.)

$\lambda$ (Å)	Ion	mult	IP (eV)	$F_2$	FWHM (km/s)	$F_1$	$\log(F_2/F_1)$	exc	w
4906.70	[FeIV]	F	30.652	7.1E-02	40	1.9E-01	-0.42	g	a
4914.94	NI	9	14.534	1.1E-03	18	1.4E-02	-1.11	r	b
4918.10	[FeIV]	F	30.652	1.1E-02	36	7.8E-02	-0.86	g	a
4921.93	HeI	48	24.587	5.9E-02	31	1.9E-01	-0.50	r	c
4923.92	FeII	42	7.902	2.6E-02	22	1.3E-01	-0.69	g	b
4931.00	[OIII]	1F	35.117	5.6E-01	63	8.7E-01	-0.19	g	c
4932.00	[OIII]	1F	35.117	5.2E-01	65	8.7E-01	-0.23	g	b
4942.30	[FeVII]	2F	99.1	1.41		2.47	-0.24	g	b
4944.33	MnII		7.434	1.5E-01	87	2.5E-01	-0.22	g	b
4950.74	[FeII]	20F	7.902	2.7E-02	110	5.6E-02	-0.32	g	b
4967.14	[FeVI]	2F	75.0	3.5E-01	53	5.8E-01	-0.21	g	b
4972.47	[FeVI]	2F	75.0	4.7E-01	62	7.2E-01	-0.19	g	b
5006.84	[OIII]	1F	35.117	16.1		39.4	-0.39	g	b
5011.30	[FeIII]	1F	16.188	5.5E-02	44	1.6E-01	-0.45	g	b
5015.67	HeI	4	24.587	6.6E-02	37	3.3E-01	-0.70	r	b
5018.43	FeII	42	7.902	1.5E-02	20	1.8E-01	-1.07	g	b
5020.24	[FeII]	20F	7.902	2.6E-02	93	8.6E-02	-0.52	g	b
5032.41	SII	7	23.337	1.9E-02	58	3.4E-02	-0.26	r	c
5033.20	CII	17	11.260	2.7E-02	41	7.3E-02	-0.43	r	b
5040.76	NII	19	29.601	5.3E-02	26	8.0E-02	-0.18	r	a
5041.70	[FeIII]		16.188	1.1E-01	38	1.2E-01	-0.01	g	a
5043.53	[FeII]	20F	7.902	1.0E-02	73	3.1E-02	-0.49	g	b
5047.74	HeI	47	24.587	3.5E-02	44	7.1E-02	-0.31	r	a
5060.30	[FeIII]	1F	16.188	1.4E-02	0	6.7E-02	-0.68	g	b
5072.40	[FeII]	19F	7.902	4.0E-03	66	2.1E-02	-0.72	g	b
5074.79	MnII		7.434	2.1E-03	24	1.0E-02	-0.68	g	c
5084.80	[FeIII]	1F	16.188	7.0E-03	45	2.7E-02	-0.58	g	b
5100.71	FeIII	6	16.188	1.0E-03	17	8.0E-03	-0.86	g	c
5102.55	MnII		7.434	1.2E-02	67	3.4E-02	-0.44	g	c
5107.95	[FeII]	18F	7.902	6.0E-03	55	3.0E-02	-0.70	g	b
5111.63	[FeII]	19F	7.902	3.4E-02	75	1.1E-01	-0.53	g	b
5120.34	FeII	35	7.902	4.3E-04	8	4.0E-03	-0.97	g	c
5130.71	NII		29.601	3.0E-03	28	1.2E-02	-0.61	r	c
5131.65	NiV		75.0	1.2E-03	20	5.0E-03	-0.61	r	c
5132.19	VII	127	6.746	2.2E-03	18	1.2E-02	-0.74	g	c

Table 1. (Continued.)

$\lambda$ (Å)	Ion	mult	IP (eV)	$F_2$	FWHM (km/s)	$F_1$	$\log(F_2/F_1)$	exc	w
5140.35	MnII		7.434	1.2E-02	38	3.3E-02	-0.44	g	b
5140.38	NiII		7.639	1.2E-02	38	3.3E-02	-0.44	g	b
5154.40	FeII	35	7.902	6.0E-04	9	7.0E-03	-1.07	g	c
5158.30	[FeVII]	2F	99.1	1.25		2.72	-0.34	g	b
5163.74	FeIII	2	16.188	2.9E-02	21	6.6E-02	-0.36	g	b
5169.03	FeII	42	7.902	1.7E-02	21	1.1E-01	-0.80	g	b
5183.21	NII	70	29.601	1.0E-03	20	7.0E-03	-0.80	r	c
5184.80	[FeII]	19F	7.902	2.0E-03	42	1.5E-02	-0.88	g	c
5185.84	FeIII	16	30.652	1.0E-03	11	8.0E-03	-1.20	r	c
5191.40	[ArIII]	3F	27.629	2.0E-02	41	6.8E-02	-0.54	g	b
5197.57	FeII	49	7.902	2.5E-02	17	1.9E-01	-0.89	g	b
5199.35	[NI]	1F	0.000	3.4E-03	18	1.9E-02	-0.75	g	c
5219.67	TiI	4	0.000	4.3E-02	20	9.8E-02	-0.36	g	a
5233.39	MnII		7.434	6.1E-02	37	1.8E-01	-0.47	g	b
5234.28	VII	55	6.746	6.2E-02	21	3.2E-01	-0.71	g	b
5237.34	CrII	43	6.766	6.3E-03	27	1.9E-02	-0.48	g	c
5240.39	TiII		6.828	2.2E-03	25	1.1E-02	-0.69	g	c
5247.84	[CrII]	13F	6.766	3.3E-04	7	4.0E-03	-1.08	g	c
5254.49	[VII]	8F	6.746	5.5E-03	14	3.8E-02	-0.84	g	c
5256.89	FeII	41	7.902	9.6E-04	16	6.0E-03	-0.80	g	c
5260.91	NIII	15	47.448	1.6E-01	19	3.8E-01	-0.38	r	b
5264.49	VII	55	6.746	2.0E-03	14	1.6E-02	-0.90	g	c
5268.06	OIII	19	54.936	1.5E-02	19	6.1E-02	-0.60	r	b
5270.40	[FeIII]	1F	16.188	1.3E-01	35	3.1E-01	-0.38	g	b
5276.10	[FeVII]	2F	99.1	9.8E-01		2.25	-0.36	g	c
5282.88	[VII]	6F	6.746	3.4E-03	17	1.8E-02	-0.72	g	c
5283.44	TiI	156	0.000	8.5E-03	15	6.1E-02	-0.86	g	c
5288.31	VII	195	6.746	3.5E-02	49	4.8E-02	-0.13	g	a
5290.10	OIV	11	77.413	2.9E-01	77	3.1E-01	-0.04	r	b
5296.48	ArII	110	27.629	1.6E-02	24	6.1E-02	-0.58	r	b
5308.90	[CaV]	1F	67.27	9.5E-01	52	1.92	-0.31	g	c
5333.35	SII		23.337	5.7E-02	21	2.3E-01	-0.60	r	b
5334.88	CrII	43	6.766	8.2E-02	69	2.0E-01	-0.39	g	b
5336.40	[FeVI]	1F	75.0	2.1E-02	19	8.4E-02	-0.61	g	b
5362.40	OIV	11	77.413	1.2E-02	16	8.6E-02	-0.84	r	b

Table 1. (Continued.)

$\lambda$ (Å)	Ion	mult	IP (eV)	$F_2$	FWHM (km/s)	$F_1$	$\log(F_2/F_1)$	exc	w
5362.86	FeII	48	7.902	1.2E-02	16	4.7E-02	-0.59	g	b
5363.80	FeIII		30.652	1.6E-02	40	6.0E-03	0.42	r	c
5411.52	HeII	2	54.416	1.54		2.83	-0.26	r	b
5414.09	FeII	48	7.902	1.0E-03	8	5.0E-03	-0.68	g	c
5424.36	CIII	2	23.814	7.0E-02	67	6.5E-02	0.03	r	c
5432.77	SII	6	23.337	2.2E-02	25	8.8E-02	-0.59	r	c
5494.35	VII	53	6.746	3.1E-02	72	7.3E-02	-0.38	g	b
5495.82	[FeII]	17F	7.902	1.1E-02	66	6.6E-02	-0.77	g	c
5517.60	MnII		7.434	5.7E-03	69	4.5E-02	-0.90	g	c
5534.05	NiIII		35.19	1.4E-02	17	8.7E-02	-0.79	r	b
5534.86	FeII	55	7.902	1.4E-02	16			g	b
5551.31	[FeII]	39F	7.902	2.0E-03	43	5.0E-03	-0.40	g	c
5591.38	FeII	55	7.902	2.2E-03	5	7.9E-02	-1.56	g	c
5720.90	[FeVII]	1F	99.1	6.69	70	13.6	-0.31	g	b
5746.96	[FeII]	17F	7.902	9.8E-02	22			g	b
5780.45	SiI	9	0.000	2.5E-03	34	3.1E-02	-1.09	g	c
5798.78	[FeIV]	F	30.652	1.1E-02	32	4.6E-02	-0.61	g	b
5800.48	SiII	8	16.346	1.8E-02	43	8.7E-02	-0.69	r	b
5801.51	CIV	1	64.492	3.1E-02	47	1.3E-01	-0.62	r	b
5806.75	SiII	8	16.345	1.0E-02	52	5.1E-02	-0.72	r	b
5811.93	FeII	24	7.902	1.2E-02	37	1.0E-01	-0.91	g	b
5820.80	[NiVI]	F	75.5	1.2E-02		6.6E-02	-0.73	g	b
5828.00	NIV	15	77.472	2.1E-02	81	3.1E-02	-0.17	r	b
5846.12	SiII	8	16.345	5.0E-03	45	5.9E-02	-1.10	r	c
5857.46	CaI	47	0.000	3.1E-02	88	6.4E-02	-0.32	g	b
5858.56	MnII		7.434	3.5E-02	111	4.1E-02	-0.07	g	b
5861.53	AlII	41	18.828	5.0E-03	70	3.3E-02	-0.79	r	c
5869.22	MnI		0.000	1.5E-02	68	4.3E-02	-0.47	g	b
5875.65	HeI	11	24.587	9.7E-01	42	3.49	-0.56	r	b
5882.15	HeII		54.416	8.4E-03	49	4.1E-02	-0.69	r	c
5885.81	FeIII		30.652	6.0E-03	42	2.8E-02	-0.67	r	c
5896.81	HeII		54.416	9.3E-03	51	5.6E-02	-0.78	r	c
5906.18	CrII		6.766	4.7E-03	59	1.3E-02	-0.45	g	c
5911.00	[FeIV]	F	30.652	2.4E-02	62	2.3E-02	0.01	g	b
5932.05	FeII	47	7.902	9.7E-03	49	8.2E-02	-0.93	g	b

Table 1. (Continued.)

$\lambda$ (Å)	Ion	mult	IP (eV)	$F_2$	FWHM (km/s)	$F_1$	$\log(F_2/F_1)$	exc	w
5952.96	HeII		54.416	3.3E-02	57	8.4E-02	-0.40	r	b
5958.39	VII		6.746	2.4E-03	30	1.3E-02	-0.73	g	c
5977.05	HeII		54.416	1.5E-02	47	8.9E-02	-0.77	r	b
5978.97	SiIII	4	16.346	2.0E-03	29	5.0E-03	-0.51	r	c
5991.38	FeII	46	7.902	5.0E-03	15			g	c
5999.00	TiI	198	0.000	3.5E-03	42	7.9E-02	-1.36	g	c
6004.80	HeII		54.416	2.7E-02	66	2.5E-01	-0.97	r	b
6036.70	HeII	8	54.416	2.4E-02	54	8.7E-02	-0.55	r	b
6074.10	HeII	8	54.416	2.7E-02	49	1.1E-01	-0.59	r	b
6086.37	[CaV]	1F	67.270	9.20	69	23.6	-0.41	g	c
6101.83	[KIV]	1F	45.806	2.1E-02	41	8.9E-02	-0.63	g	b
6170.60	HeII	8	54.416	3.8E-02	60	1.7E-01	-0.65	r	b
6188.55	[FeII]	44F	7.902	3.0E-03	83	2.0E-02	-0.82	g	c
6198.37	TiI		0.000	1.3E-02	79	5.1E-02	-0.60	g	b
6200.44	MnII		7.434	3.8E-02	85	1.1E-01	-0.44	g	b
6233.80	HeII	7	54.416	5.3E-02	62	1.9E-01	-0.56	r	b
6239.36	FeII	34	7.902	7.8E-04	19	3.0E-03	-0.58	g	c
6247.56	FeII	74	7.902	8.0E-03	15	8.2E-02	-1.01	g	c
6300.32	[OI]	1F	0.000	4.2E-01	16	1.66	-0.60	g	a
6300.70	ScII	28	6.561	6.9E-01	54	6.4E-01	0.04	g	a
6310.20	[SIII]	3F	23.338	7.8E-02	60	1.5E-01	-0.29	g	b
6312.06	[SIII]	3F	23.338	3.6E-01	50	9.1E-01	-0.41	g	b
6347.09	SiIII	2	16.345	1.5E-02	25	5.4E-02	-0.57	r	b
6363.88	[OI]	1F	0.000	1.3E-01	16	3.0E-01	-0.35	g	a
6369.45	FeII	40	7.902	2.2E-03	18	1.0E-02	-0.66	g	c
6371.36	SiIII	2	16.345	1.8E-02	24	6.6E-02	-0.57	r	a
6406.30	HeII	7	54.416	9.7E-02		1.6E-01	-0.23	r	a
6416.91	FeII	74	7.902	8.1E-03	14	5.9E-02	-0.86	g	b
6432.65	FeII	40	7.902	8.2E-03	16	5.6E-02	-0.83	g	b
6435.10	[ArV]	1F	59.81	2.3E-01	53	6.5E-01	-0.44	g	a
6456.38	FeII	74	7.902	3.0E-02	15	1.6E-01	-0.74	g	a
6499.65	CaI	18	0.000	1.2E-01	57	2.8E-01	-0.37	g	a
6527.12	HeII		54.416	9.5E-02	53	1.7E-01	-0.25	r	a
6548.10	[NII]	1F	14.534	1.6E-01	105	1.6E-01	-0.01	g	a
6562.82	H $_{\alpha}$	1	13.598	39.2	176	48.1	-0.09	r	a

Table 1. (Continued.)

$\lambda$ (Å)	Ion	mult	IP (eV)	$F_2$	FWHM (km/s)	$F_1$	$\log(F_2/F_1)$	exc	w
6666.78	[NiII]	2F	7.635	6.0E-03	24	3.3E-02	-0.74	g	b
6678.15	HeI	46	24.587	2.1E-01	34	6.2E-01	-0.47	r	a
6683.23	HeII	7	54.416	9.2E-02	56	2.9E-01	-0.49	r	a
6742.66	[MnIII]	8F	15.640	2.7E-02	115	1.5E-02	0.26	g	b
6745.89	CrII		6.766	5.9E-02	210	1.2E-01	-0.29	g	a
6755.89	MnII		7.434	6.6E-03	39	1.8E-02	-0.43	g	b
6791.90	[FeIV]	F	30.652	2.0E-02	36	5.1E-02	-0.42	g	a
6795.11	CrII		6.766	4.4E-03	35	2.3E-02	-0.72	g	b
6796.99	[CrII]	F	6.766	1.4E-03	15	8.0E-03	-0.76	g	b
6809.21	[FeII]	31F	7.902	4.0E-03	66	1.3E-02	-0.51	g	b
6825.00	OVI		138.12	1.11	338	1.74	-0.20	r	a
6890.88	HeII	7	54.416	1.2E-01	31	2.0E-01	-0.22	r	a
6996.80	[FeIV]	F	30.652	5.6E-02	27	5.9E-02	-0.02	g	a
7005.70	[ArV]	1F	59.81	9.1E-01	55	6.6E-01	0.14	g	x
7065.19	HeI	10	24.587	1.20		1.90	-0.20	r	x
7135.80	[ArIII]	1F	27.629	9.8E-01		1.17	-0.08	g	x
7155.14	[FeII]	14F	7.902	9.3E-02	22	4.4E-01	-0.67	g	x
7170.40	[ArIV]	2F	40.740	1.5E-01	38	2.3E-01	-0.19	g	x
7171.98	[FeII]	14F	7.902	1.9E-02	36	1.2E-01	-0.81	g	x
7177.50	HeII	6	54.416	1.2E-01	29	4.1E-01	-0.53	r	x
7263.30	[ArIV]	2F	40.74	8.7E-02		8.9E-02	-0.01	g	x
7281.35	HeI	45	24.587	1.1E-01		1.3E-01	-0.08	r	x
7319.90	[OII]	2F	13.618	3.2E-01	41	4.8E-01	-0.17	g	x
7330.70	[OII]	2F	13.618	3.8E-01	44	4.4E-01	-0.06	g	x
7377.90	[NII]	2F	14.534	7.0E-02	19	7.2E-02	-0.01	g	x
7452.50	[FeII]	14F	7.902	3.0E-02	22	6.6E-02	-0.34	g	x
8451.55	SI	14	0.000	2.4E-02		3.6E-02	-0.17	g	x
8454.90	[NiVI]	F	75.5	1.1E-02		1.5E-02	-0.14	g	x
8468.46	TiI	150	0.000	3.5E-02	20	5.4E-02	-0.19	g	x
8545.40	HI	10	13.598	2.0E-01		7.2E-02	0.43	r	x
8579.15	[VII]	11F	6.746	4.3E-02		2.6E-02	0.22	g	x
8598.39	HI	9	13.598	2.4E-01		7.7E-02	0.49	r	x
8665.02	HI	9	13.598	3.0E-01		1.4E-01	0.34	r	x
9229.02	HI	8	13.598	8.0E-01		1.4E-01	0.75	r	x

$F_1, F_2...$  line fluxes from the spectra taken in 1996 and 2000 respectively, given in units of  $10^{-12}\text{ergs}^{-1}\text{cm}^{-2}$

mult ... multiplet number

15

IP ... ionization potential of the corresponding ion

FWHM ... of lines from the spectrum taken in 2000

exc ... excitation mechanism: g - collisions from the ground state, B - Bowen mechanism, r - recombination