

What is the Shape Effect on the (Hyper)polarizabilities?

A Comparison Study on the Möbius, Cyclic, and Linear Nitrogen-Substituted Polyacenes

Hong-Liang Xu, Zhi-Ru Li,* Fang-Fang Wang, Di Wu

State Key Laboratory of Theoretical and Computational Chemistry, Institute of Theoretical Chemistry Jilin University, Changchun, 130023, China; E-mail: lzt@mail.jlu.edu.cn

Kikuo Harigaya

Nanotechnology Research Institute, AIST, Umezono 1-1-1, Japan

Feng Long Gu *

Department of Molecular and Material Sciences, Faculty of Engineering Sciences, Kyushu University, 6-1 Kasuga-Park, Fukuoka, 816-8580, Japan; E-mail: gu@cube.kyushu-u.ac.jp

Abstract

How does the framework shape influence the static polarizability (α_0) and the first hyperpolarizability (β_0)? This work, for the first time, presents a comparison study at the MP2/6-31+G(d) level, by using the nitrogen-substituted polyacenes as models: the möbius strip with a knot, the cyclic strip without knot, and the linear strip. Opening the knot of the möbius strip to form the cyclic strip, it leads to the increase of the α_0 from 268 au to 323 au and the β_0 value increases about three times from 393 (möbius) to 1049 au (cyclic). Further, opening the cyclic strip to form the linear strip, the α_0 value increases from 323 au to 476 au. While the β_0 value as well increases about three times from 1049 (cyclic) to 2814 au (linear). The changes in the static (hyper)polarizabilities are well explained by the geometrical differences among the möbius, cyclic, and linear nitrogen-substituted polyacenes.

Introduction

The famous one-sided möbius strip has an interesting shape— closed strip with a knot. Some 100 years passed after Möbius' and Listing's mathematical explorations before Möbius topology caught the imagination of chemists.¹ Much effort is devoted to investigate the Möbius molecular structures²⁻⁴ and these structures also exhibit special physical properties.⁵⁻⁷ For example, the Hückel rules for aromaticity ($4n+2$ electrons) are no longer valid for Möbius annulenes and the Möbius ring with $4n \pi$ electrons is aromatic. The unusual ring currents in Möbius annulenes are also particularly interesting.

The framework shape of Möbius strip molecule is very interesting. It is a closed strip with a knot exhibiting topological one-sided characteristic. How does the twisted framework of the Möbius strip molecule influence the nonlinear optical (NLO) property? This question is not solved yet, although quite many papers on the NLO properties of molecules and materials⁸⁻²⁰ have been published.

It is shown that doping is an important method to enhance the NLO responses by Champagne¹⁵ and us.²¹⁻²⁹ In the present work, we use three nitrogen-substituted polyacenes with different framework shapes (a möbius strip with a knot and a cyclic strip without knot as well as a linear strip) as models to investigate the framework shape effect on the static polarizability and the first hyperpolarizability at the MP2/6-31+G(d) level.

Computational Details

The optimized geometric structures of möbius, cyclic, and linear strip nitrogen-substituted polyacenes with all real frequencies are obtained by using the B3LYP/6-31G(d) method. The static (hyper)polarizabilities are evaluated by a finite-field approach at the MP2/6-31+G(d) level. In our previous papers,²¹⁻²³ the MP2 results are close to those obtained from the more

sophisticated correlation methods (for example, the QCISD²³). The 6-31+G(d) basis set is sufficient for our purpose.²⁹ The magnitude of the applied electric field is chosen as 0.001 au²¹⁻²⁹ for the calculation of the (hyper)polarizabilities.

The dipole moment (μ_0) and polarizability (α_0) are defined as follows:

$$\mu_0 = (\mu_x^2 + \mu_y^2 + \mu_z^2)^{1/2} \quad (1)$$

$$\alpha_0 = \frac{1}{3}(\alpha_{xx} + \alpha_{yy} + \alpha_{zz}) \quad (2)$$

The static first hyperpolarizability is noted as:

$$\beta_0 = (\beta_x^2 + \beta_y^2 + \beta_z^2)^{1/2} \quad (3)$$

where $\beta_i = \frac{3}{5}(\beta_{iii} + \beta_{ijj} + \beta_{ikk})$, $i, j, k = x, y, z$.

All of the calculations were performed with the GAUSSIAN 03 program package.³⁰ The dimensional plots of molecular orbitals were generated with the GaussView program³¹ (Gaussian, Inc. Pittsburgh, PA).

Results and Discussions

A. Equilibrium Geometries

Three molecules, the möbius strip with a knot, the cyclic strip without knot, and the linear strip, which are composed by seven nitrogen-substituted benzene rings. Their optimized geometric structures with all real frequencies are show in Figure 1.

From Table I and Figure 1, for möbius strip, there is the longest N-N (7-1) distance of 3.280 Å in distorted region as a consequence of the 180° twist. While in the nondistorted region the N-N distances (2.250 ~ 2.484 Å) are close to that of 2.268 Å for the cyclic strip. For the linear strip, except the very long N-N (7-1) distance of 13.280 Å between two ends by the effect of opening the ring, the other N-N distances are slightly longer by about 0.02 Å than that of the cyclic strip.

For möbius strip, the distribution range of C-N distance (1.221 ~ 1.460 Å) in distorted region (including unit 1, 2, 6 and 7) is larger than that (1.297 ~ 1.384 Å) in nondistorted region (including unit 3, 4 and 5). And these C-N distances (1.297 ~ 1.384 Å) in the nondistorted region of the möbius strip are close to those (1.349 ~ 1.350 Å) in the cyclic strip. For the linear strip, the distribution range of C-N distance (1.304 ~ 1.383 Å) in end region (including unit 1, 2, 6 and 7) is larger than that (1.334 ~ 1.349 Å) in non-end region (including unit 3, 4 and 5).

B. The Static Polarizabilities and the First Hyperpolarizability

The electric properties of the möbius, cyclic and linear strip polyacenes calculated at the MP2 level are given in Table II. From Table II, the framework shape effect on the dipole moment (μ_0) for the möbius and the cyclic as well as linear nitrogen-substituted polyacenes is obtained. The order of the μ_0 values is 3.46 (möbius) < 5.33 (cyclic) \approx 5.34 au (linear). It shows that opening the knot of the möbius strip the μ_0 increases and opening the ring of the cyclic strip the μ_0 is slightly changed. For the polarizabilities (α_0), the order is 268.12 (möbius) < 323.38 (cyclic) < 476.33 au (linear), the framework shape obviously influences the polarizability.

Especially, the framework shape effect on the static first hyperpolarizability (β_0) of the möbius, cyclic, and linear nitrogen-substituted polyacenes is clearly shown. From Table II and Figure 2, the β_0 values are 393 (möbius), 1049 (cyclic) and 2814 au (linear). The framework shape effect on β_0 is seen, that is, opening the knot of the möbius strip to form the cyclic strip, the β_0 value increases about three times from 393 (möbius) to 1049 au (cyclic); further opening the cyclic strip to form the linear strip, the β_0 value again increases about three times from 1049 (cyclic) to 2814 au (linear).

In addition, the monotonic dependence of the β_0 value on electronic spatial extent (R^2) is also presented. The order of R^2 is 5686 (möbius) < 6023 (cyclic) < 20434 au (linear), which is consistent with that of β_0 (see Figure 2). The β_0 value increases with the R^2 values of the möbius, cyclic, and linear nitrogen-substituted polyacenes.

To further investigate the framework shape effect on β_0 , we using the following two-level expression³²⁻³⁴ to address the main influencing factors of β_0 .

$$\beta_0 \propto \frac{\Delta\mu \cdot f_0}{\Delta E^3} \quad (4)$$

In the above expression, β_0 is proportional to the difference of dipole moment between the ground state and the crucial excited state ($\Delta\mu$) and the oscillator strength (f_0), but inversely proportional to the third power of the transition energy (ΔE).

The f_0 , $\Delta\mu$ and ΔE are estimated by the CIS method with the 6-31+G (d) basis set and also listed in Table II for the möbius, cyclic, and linear strips. The f_0 values are 0.395 (möbius) < 0.624 (cyclic) < 2.031 (linear) and the $\Delta\mu$ values are 0.484 (möbius) < 1.039 (cyclic) > 0.437 au (linear). The values of multiplying f_0 by $\Delta\mu$ are more obvious and useful to see the effects of the different framework shapes. The ratio of the $\Delta\mu \cdot f_0$ values is 1(0.191) for möbius: 3 (0.648) for cyclic: 5 (0.867 au) for linear strip polyacenes, which is close to the ratio of β_0 to be 1(393) for möbius: 3 (1049) for cyclic: 7 (2814 au) for linear strip polyacenes. It is shown that the framework shape effect on the static first hyperpolarizability can be mainly understood by the changes of two important factors f_0 and $\Delta\mu$.

In the present work, we have obtained a valuable description of the framework shape effect on the static (hyper)polarizabilities for the möbius, cyclic, and linear nitrogen-substituted polyacenes. As a result, our investigation may evoke one's attention to the framework shape

effect in designing new NLO compounds.

Acknowledgment

This work was supported by the National Natural Science Foundation of China (No. 20573043, 20773046 and 20503010), and also by the Research and Development Applying Advanced Computational Science and Technology of the Japan Science and Technology Agency (ACT-JST).

Reference and Notes

- (1) Henry S. R. *Chem. Rev.* **2005**, 105, 3697-3715.
- (2) D. Ajami¹, O. Oeckler, A. Simon; R. Herges. *Nature* 426, 819-821.
- (3) Hyuk Soon Choi and Kwang S. Kim. *Angew. Chem. Int. Ed.* **1999**, 38, 2256-2258.
- (4) (a) K. Harigaya, *J. Phys. Soc. Jpn.* **2005**, 74, 523-526; (b) K. Harigaya, Exciton Effects in Moebius Conjugated Polymers, in "Lecture Series on Computer and Computational Sciences" (Volume 4), (Bill Academic Publishers, 2005), pp. 717-720; (c) Harigaya, A.; Yamashiro, Y.; Shimoi, and K. Wakabayashi, *Synthetic Metals*, **2005**, 152, 261-264; (d) Andre, J.-M.; Champagne, B.; Perpete, E. A.; Guillaume, M. *Int. J. Quantum Chem.* **2001**, 84, 607-616;
- (5) Rainer H. *Chem. Rev.* **2006**, 106, 4820-4842.
- (6) C. Castro, Z. F. Chen, C. S. Wannere, H. J. Jiao, W. L. Karney, M. Mauksch, R. Puchta, Nico J. R. van Eikema Hommes, and Paul von Rague' Schleyer, *J. Am. Chem. Soc.* **2005**, 127, 2425-2432.
- (7) David M. Lemal *Nature* 426, 776-777.
- (8) Eaton, D. F. *Science* **1991**, 253, 281-287.
- (9) Cheng, W. D.; Xiang, K. H.; Pandey, R.; Pernisz, U. C., *J. Phys. Chem. B* **2000**, 104, 6737-6742.
- (10) Ichida, M.; Sohda, T.; and Nakamura, A., *J. Phys. Chem. B* **2000**, 104, 7082-7084.
- (11) Geskin V. M.; Lambert, C.; Brédas, J.-L.; *J. Am. Chem. Soc.* **2003**, 125, 15651-15658.
- (12) Nakano, M.; Fujita, H.; Takahata, M.; and Yamaguchi, K.; *J. Am. Chem. Soc.* **2002**, 124, 9648-9655.

- (13) Long, N. J. and Williams, C. K. *Angew. Chem. Int. edit* **2003**, 42, 2586-2617.
- (14) Kirtman, B.; Champagne, B.; Bishop, D. M.; *J. Am. Chem. Soc.* **2000**, 122, 8007-8012.
- (15) Champagne, B.; Spassova, M.; Jadin, J.-B.; Kirtman, B.; *J. Chem. Phys.*, **2002**, 116, 3935-3946.
- (16) Marder, S. R.; Torruellas, W. E.; Blanchard-Desce, M.; Ricci, V.; Stegeman, G. I.; Gilmour, S.; Brédas, J.-L.; Li J.; Bublitz, G. U.; Boxer, S. G.; *Science* **1997**, 276, 1233-1236.
- (17) Avramopoulos A.; Reis H.; Li J.; and Papadopoulos M. G.; *J. Am. Chem. Soc.* **2004**, 126, 6179-6184.
- (18) Le Bouder, T.; Maury, O.; Bondon, A.; Costuas, K.; Amouyal, E.; Ledoux, I.; Zyss, J.; and Le Bozec, H.; *J. Am. Chem. Soc.* **2003**, 125, 12884-12899.
- (19) Clays, K.; Wostyn, K.; Persoons, A.; Stefano, MB.; Maiorana, S.; Papagni, A.; Daul, CA.; and Weber, V.; *Chem. Phys. Lett.* **2003**, 372, 438-442.
- (20) Benjamin J. Coe.; James A. Harris.; Inge Asselberghs.; Koen Clays.; Geert Olbrechts.; André Persoons.; Joseph T. Hupp.; Robert C. Johnson.; Simon J. Coles.; Michael B. Hursthouse.; and Keitaro Nakatani.; *Adv. Funct. Mater.* **2002**, 12, 110.
- (21) Li, Y.; Li, Z. R.; Wu, D.; Li, R. Y.; Hao, X. Y.; Sun, C. C. *J. Phys. Chem. B* **2004**, 108, 3145-3148.
- (22) Chen, W.; Li, Z. R.; Wu, D.; Gu, F. L.; Hao, X. Y.; Wang, B. Q.; Li, R. J.; Sun, C. C. *J. Chem. Phys.* **2004**, 121, 10489-10494.
- (23) Chen, W.; Li, Z. R.; Wu, D.; Li, R. Y.; Sun, C. C. *J. Phys. Chem. B* **2005**, 109, 601-608.
- (24) Chen, W.; Li, Z. R.; Wu, D.; Li, Y.; Sun, C. C. *J. Phys. Chem. A* **2005**, 109, 2920-2924.
- (25) Chen, W.; Li, Z. R.; Wu, D.; Li, Y.; Sun, C. C.; Gu, F. L. *J. Am. Chem. Soc.* **2005**, 127, 10977-10981.
- (26) Chen, W.; Li, Z. R.; Wu, D.; Li, Y.; Sun, C. C.; Gu, F. L. and Yuriko. Aoki. *J. Am. Chem. Soc.* **2006**, 128, 1072-1073.
- (27) Jing, Y. Q.; Li, Z. R.; Wu, D.; Li, Y.; Wang, B. Q.; Gu, F. L. and Yuriko Aoki. *Chem Phys Chem.* 2006, 7, 1759-1763.
- (28) Jing, Y. Q.; Li, Z. R.; Wu, D.; Li, Y. and Wang, B. Q. *J. Phys. Chem. B.* **2006**, 110, 11725-11729.
- (29) Xu, H. L.; Li, Z. R.; Wu, D.; Wang, B. Q.; Li, Y.; Gu, F. L. and Yuriko. Aoki. *J. Am. Chem.*

Soc. **2007**, 129, 2967-2970.

- (30) Frisch, M. J.; Trucks, G. W.; Schlegel, H. B.; Scuseria, G. E.; Robb, M. A.; Cheeseman, J. R.; Montgomery, Jr., J. A.; Vreven, T.; Kudin, K. N.; Burant, J. C.; Millam, J. M.; Iyengar, S. S.; Tomasi, J.; Barone, V.; Mennucci, B.; Cossi, M.; Scalmani, G.; Rega, N.; Petersson, G. A.; Nakatsuji, H.; Hada, M.; Ehara, M.; Toyota, K.; Fukuda, R.; Hasegawa, J.; Ishida, M.; Nakajima, T.; Honda, Y.; Kitao, O.; Nakai, H.; Klene, M.; Li, X.; Knox, J. E.; Hratchian, H. P.; Cross, J. B.; Bakken, V.; Adamo, C.; Jaramillo, J.; Gomperts, R.; Stratmann, R. E.; Yazyev, O.; Austin, A. J.; Cammi, R.; Pomelli, C.; Ochterski, J. W.; Ayala, P. Y.; Morokuma, K.; Voth, G. A.; Salvador, P.; Dannenberg, J. J.; Zakrzewski, V. G.; Dapprich, S.; Daniels, A. D.; Strain, M. C.; Farkas, O.; Malick, D. K.; Rabuck, A. D.; Raghavachari, K.; Foresman, J. B.; Ortiz, J. V.; Cui, Q.; Baboul, A. G.; Clifford, S.; Cioslowski, J.; Stefanov, B. B.; Liu, G.; Liashenko, A.; Piskorz, P.; Komaromi, I.; Martin, R. L.; Fox, D. J.; Keith, T.; Al-Laham, M. A.; Peng, C. Y.; Nanayakkara, A.; Challacombe, M.; Gill, P. M. W.; Johnson, B.; Chen, W.; Wong, M. W.; Gonzalez, C.; and Pople, J. A.; Gaussian 03, Revision B03, Gaussian, Inc., Wallingford CT, 2004.
- (31) Dennington, R., II, Roy; Todd, Keith.; Millam, J.; Eppinnett, K.; Hovell, W. L.; Gilliland, R.; GaussView, Version 3.09; Semichem, Inc., Shawnee Mission, KS, **2003**.
- (32) Karplus, M. and Porter, R. N. *Atoms and Molecules: An Introduction For Students of Physical Chemistry*, The Benjamin/Cummings Publishing Co., Menlo Park, CA, Reading, MA, London, Amsterdam and Don Mills, Ontario, Sydney, **1970**.
- (33) Kanis, D. R.; Ratner, M. A.; Marks, T. J. *Chem. Rev.* **1994**, 94, 195.
- (34) Oudar, J. L. *J. Chem. Phys.* **1977**, 67, 446.

Table I. The **C-N** and **N-N** Distances (Å) for the möbius, cyclic, and linear strip nitrogen-substituted polyacenes.

C-N	Möbius		cyclic	linear	
1	1.290 1.445	distorted region	1.349	1.304 1.383	end part
2	1.305 1.403		1.349	1.322 1.359	
3	1.297 1.384	nondistorted region	1.349	1.334 1.348	Non-end part
4	1.336 1.346		1.349	1.342 1.341	
5	1.375 1.311		1.349	1.349 1.334	
6	1.460 1.221	distorted region	1.349	1.360 1.322	end part
7	1.263 1.431		1.349	1.383 1.304	
N-N					
1-2	2.399		2.268	2.294	
2-3	2.384		2.268	2.287	
3-4	2.250		2.268	2.286	
4-5	2.287		2.268	2.286	
5-6	2.327		2.268	2.287	
6-7	2.484		2.268	2.294	
7-1	3.280		2.268	13.658	

Table II. The values of the μ_0 , α_0 , β_x , β_y , β_z , β_0 and R^2 at MP2/6-31+g(d) level, $\Delta\mu$, f_0 , ΔE at CIS/6-31+g(d)

for the möbius, cyclic, and linear strip nitrogen-substituted polyacenes.

	μ_0	$\alpha_0(\text{au})$	$\beta_x(\text{au})$	$\beta_y(\text{au})$	$\beta_z(\text{au})$	$\beta_0(\text{au})$	$R^2(\text{au})$	$\Delta\mu(\text{au})$	f_0	$\Delta E(\text{eV})$	$f_0 \cdot \Delta\mu$
Möbius	3.46	268.12	-383	61	67	393	5686	0.484	0.395	6.144	0.191
Cyclic	5.33	323.38	0	1	1049	1049	6023	1.039	0.624	5.222	0.648
Linear	5.34	476.33	100	-2812	-1	2814	20434	0.437	2.031	5.634	0.867

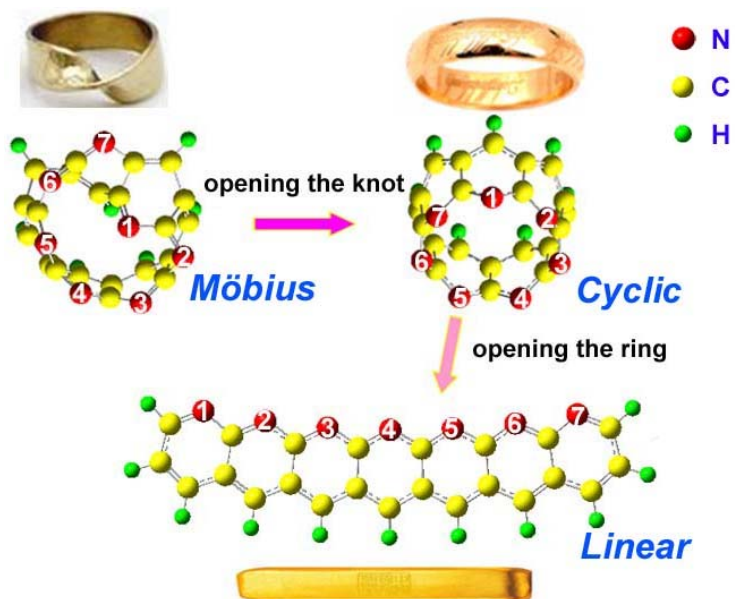


Figure 1. The geometric structures of the möbius, cyclic, and linear strip nitrogen-substituted polyacenes and their three analogues.

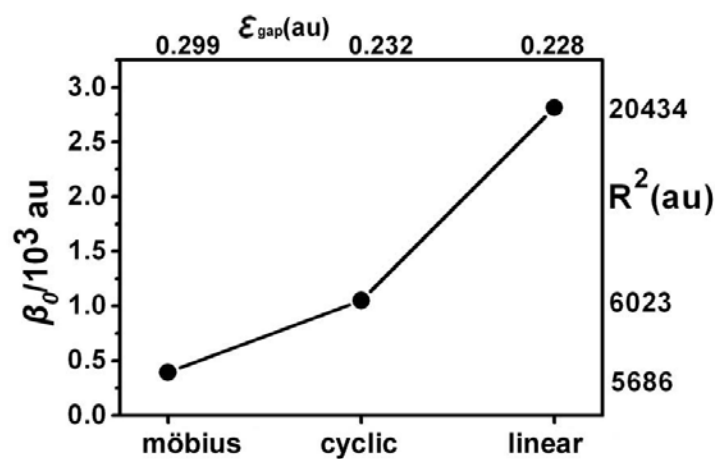


Figure 2. The β_0 values versus to the R^2 and ϵ_{gap} (LUMO-HOMO) for the möbius, cyclic, and linear strip nitrogen-substituted polyacenes.

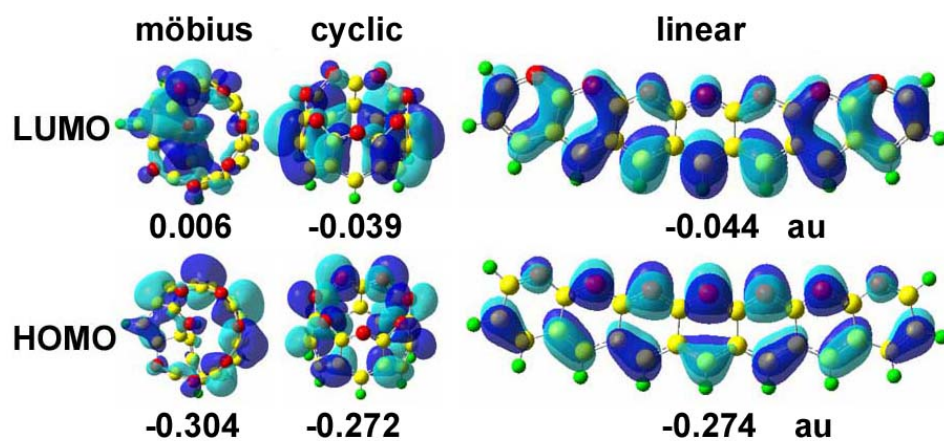


Figure 3. The LUMO and HOMO for the möbius, cyclic, and linear strip nitrogen-substituted polyacenes.

