

Single Transverse Spin Asymmetries at Parton Level

H.G. Cao¹, J.P. Ma² and H.Z. Sang²

¹ *Science School, Beijing University of Civil Engineering and Architecture, Beijing 100044, China*

² *Institute of Theoretical Physics, Academia Sinica, P.O. Box 2735, Beijing 100190, China*

Abstract

Two factorization approaches have been proposed for single transverse spin asymmetries. One is the collinear factorization, another is the transverse-momentum-dependent factorization. They have been previously derived in a formal way by using diagram expansion at hadron level. We examine these two factorizations at parton level with massless partons. It is nontrivial to generate these asymmetries at parton level with massless partons because the asymmetries require helicity-flip and nonzero absorptive parts in scattering amplitudes. By constructing a suitable partonic state with massless partons we derive the two factorizations for the asymmetries. Our results with massless partons confirm those derived with single massive parton state in our previous works.

1. Introduction

Single transverse-spin asymmetries(SSA) have been observed in various experiments. An updated review about the phenomenology of SSA can be found in [1]. These asymmetries are expected if scattering amplitudes have nonzero absorptive parts and helicity-flip interactions are involved. The observed asymmetries provide a new tool to study the structure because they are sensitive to the correlations of partons inside a hadron and the angular momenta of these partons. In general it is difficult to predict the size of observed SSA in a process involved with hadrons, especially, with a transversely polarized hadron, because we have not enough information about the structure of hadrons. However, for SSA observed in processes involving large momentum transfers certain predictions can be made by using the concept of QCD factorization. In the factorization perturbative- and nonperturbative effects are separated. The nonperturbative effects are represented by various matrix elements of QCD operators and these matrix elements contain information about the structure of hadrons.

Two factorization approaches have been proposed. One is the collinear factorization in which the partons in a hadron entering hard scattering only carry the momenta parallel or collinear to the hadron. Another is the transverse-momentum-dependent(TMD) factorization, where one takes transverse momenta of partons in hadrons into account. It should be noted that in the two approaches the factorization is derived or proposed rather formally in the sense that one works at hadron level by using the diagram expansion. The purpose of our work is to examine the two factorization approaches for SSA in Drell-Yan processes and Semi Inclusive DIS(SIDIS) at parton level with massless partons.

There are distinct differences between two factorization approaches for SSA. In the approach of collinear factorization, the nonperturbative effects responsible for SSA are represented by twist-3 matrix elements[2, 3, 4, 5], or called ETQS matrix elements. These twist-3 matrix elements only contain the effect of spin-flip interactions. The nonzero absorptive part or T -odd effect is generated by poles of parton propagators in hard scattering. Applications of the collinear factorization for SSA can be found in [6, 7]. In the approach of TMD factorization, the nonperturbative effects responsible for SSA are represented by matrix elements containing T -odd- and spin-flip effects. These matrix elements are the so-called Sivers[8]- and Collins[9] functions. So far TMD factorization has been examined carefully

only for physical quantities which do not contain T -odd effects[10, 11, 12, 13, 14]. In these works the factorization is examined by replacing hadrons with partons. TMD parton distributions entering the factorization can be defined with QCD operators consistently. Intensive efforts has been spent to study how to consistently define or interpret Sivers function as a parton distribution which is gauge invariant and contains initial- or final state interactions[9, 15, 16, 17, 18]. Through these studies consistent definitions of these distributions or fragmentation functions which contain T -odd effects can be given. SSA has been studied extensively in terms of Sivers functions [19, 20, 21, 22, 23]. The TMD factorization is expected to hold at low transverse momentum region. It is interesting to note that for SIDIS and Drell-Yan both approaches are applicable for certain kinematic region and it can be shown that the two approaches are equivalent[24, 25].

As mentioned, the above factorized results are derived rather formally in the sense that one works at hadron level by introducing various parton density matrices of hadrons in a diagram expansion. It should be noted that QCD factorizations, if they are proven, are general properties of QCD Green functions. It means that the two factorization approaches, if they hold, they should also hold by replacing hadrons with partons. We have examined the two approaches of factorization with partonic states for SSA in Drell-Yan processes[26] and SIDIS [27], where we have replaced the transversely polarized hadron with a quark. In order to have helicity-flip effect at parton level, the quark can not be taken as massless. We give the quark a small mass m and calculate every element in the two factorizations to examine them. Although the calculation is done at leading order, but it is nontrivial because absorptive parts of amplitudes are calculated. The derived perturbative coefficients in the factorization formulas do not depend on the quark mass m . Our results show that the formally derived TMD factorization for SSA holds at parton level, while the perturbative coefficient extracted from partonic results in the collinear factorization is different than that in the formally derived collinear factorization. Although the collinear factorization can be derived with the massive parton state at leading but nontrivial order of α_s , but the leading order result of the twist-3 matrix element responsible for SSA is U.V. divergent and calls for renormalization. The collinear factorization is then derived by interpreting the renormalization scale μ as an effective cutoff for the observed transverse momentum. This may be unsatisfied and may bring some problems at higher orders of α_s . It is the purpose of the current work to study the two factorizations with massless partons. A partonic state with massless partons can be constructed to replace the transversely polarized hadron. With this partonic state we verify all factorization results in our previous works[26, 27]. Also we can establish a modified relation between the twist-3 matrix element and the first k_{\perp} -moment of Sivers function. The relation has been derived before in [18, 28], where the problem of U.V. subtractions has not been considered.

Our work is organized as the following: In Sect.2 we construct a partonic state which is suitable to study SSA at parton level with massless partons. Then we derive the leading order result of the twist-3 matrix element with the partonic state. This result shows how the correlation between spins of partons generates helicity-flip effect even if the partons are massless. In Sect. 3 we give detailed results for SSA with the parton state in Drell-Yan processes and show the collinear factorization, which is the same as derived in [26] with massive partons. In Sect. 4 we study Sivers function with the parton state and derive TMD factorization with our partonic results. In Sect.5 the relation between the twist-3 matrix element and the first k_{\perp} -moment of Sivers function is addressed. Sect.6 is our summary.

2. Partonic State and Twist-3 Matrix Element

Before we construct the suitable partonic state with massless partons to study SSA, we recall some standard descriptions of spin-1/2 systems from text books. We consider a system $|n[\lambda]\rangle$ with the total

spin 1/2. The system can consists of more than one partons. Its helicity is given by $\lambda = \pm$. Now we consider a forward scattering of the system through some operator \mathcal{O} . The transition amplitude is given as:

$$\mathcal{M}_{\lambda_2\lambda_1} = \langle n[\lambda_2] | \mathcal{O} | n[\lambda_1] \rangle. \quad (1)$$

The system moves in the z -direction. The spin-1/2 system can be described with a spin vector s or with helicities. We use $\lambda_{1,2} = \pm$ to denote the helicity of the initial- and final state, respectively. The transition amplitude in the helicity space is 2×2 matrix and can be expanded as:

$$\mathcal{M}_{\lambda_2\lambda_1} = \left[a + \vec{b} \cdot \vec{\sigma} \right]_{\lambda_2\lambda_1} \quad (2)$$

with $\sigma^i (i = 1, 2, 3)$ are Pauli matrices, or it can also be described with the spin vector $s^\mu = (s^0, \vec{s})$ with $s^2 = -1$. The two descriptions are equivalent indicated by the fact that the transition amplitude characterized by the vector s can be written with the same coefficient a and the same vector \vec{b} :

$$\mathcal{M}(s) = \left[a + \vec{b} \cdot \vec{s} \right]. \quad (3)$$

Single spin azimuthal asymmetries can in general appear if the non-diagonal part of \mathcal{M} of certain operators in the helicity space, i.e., $\mathcal{M}_{+,-,-+}$ are nonzero, or, the transverse part of the vector \vec{b} , i.e., b^1 and b^2 , nonzero.

In this work we will use the light-cone coordinate system, in which a vector a^μ is expressed as $a^\mu = (a^+, a^-, \vec{a}_\perp) = ((a^0 + a^3)/\sqrt{2}, (a^0 - a^3)/\sqrt{2}, a^1, a^2)$ and $a_\perp^2 = (a^1)^2 + (a^2)^2$. In the light-cone coordinate system we introduce two light-cone vectors: $n^\mu = (0, 1, 0, 0)$ and $l^\mu = (1, 0, 0, 0)$. We define the totally antisymmetric tensor in the transverse space as $\epsilon_\perp^{\mu\nu} = \epsilon^{\alpha\beta\mu\nu} l_\alpha n_\beta$ with $\epsilon^{0123} = 1$. We consider the partonic state with massless partons:

$$|P[\lambda]\rangle = |q(p, \lambda_q)[\lambda]\rangle + c_1 |q(p_1, \lambda_q)g(k, \lambda_g)[\lambda]\rangle, \quad (4)$$

with the momentum specified as:

$$p^\mu = P^\mu = (P^+, 0, 0, 0), \quad p_1^\mu = x_0 P^\mu, \quad k^\mu = (1 - x_0) p^\mu = \bar{x}_0 p^\mu. \quad (5)$$

The state of the system is a superposition of a single quark state and a quark-gluon state. The state has the helicity λ and the total momentum P . The single quark state has the same helicity $\lambda_q = \lambda$. For the qg -state, the total helicity is the sum $\lambda = \lambda_q + \lambda_g$. This state is in the fundamental representation in the sense that its wave function is given by:

$$\langle 0 | G^{a,\mu}(x) \psi(y) | q(p_1, \lambda_q) g(k, \lambda_g) \rangle = T^a \epsilon^\mu(\lambda_g) u(p, \lambda_q) e^{-ip_1 \cdot x - ik \cdot y}. \quad (6)$$

c_1 is taken as a real number. We take $c_1 = 1$ for simplicity. Since the quark is massless, the non-diagonal part of the transition amplitude in Eq.(1) calculated in perturbative theory of QCD will obtain contributions only from the interference between the single quark- and the quark-gluon state:

$$\begin{aligned} \mathcal{M}_{+-} &= \langle q(p, +)[+] | \mathcal{O} | q(p_1, +)g(k, -)[-] \rangle + \langle q(p_1, -)g(k, +)[+] | \mathcal{O} | q(p, -)[-] \rangle, \\ \mathcal{M}_{-+} &= \langle q(p, -)[-] | \mathcal{O} | q(p_1, -)g(k, +)[+] \rangle + \langle q(p_1, +)g(k, -)[-] | \mathcal{O} | q(p, +)[+] \rangle. \end{aligned} \quad (7)$$

In the above the helicity of the quark is not flipped and the color of the initial- and final state is summed.

Now we consider the twist-3 matrix element relevant to SSA. The definition with a transversely polarized hadron state is:

$$T_F(x_1, x_2) \epsilon_{\perp}^{\mu\nu} s_{\perp\nu} = \frac{g_s}{2} \int \frac{dy_1 dy_2}{4\pi} e^{-iy_2(x_2-x_1)P^+ - iy_1 x_1 P^+} \cdot \{ \langle P, \vec{s}_{\perp} | \bar{\psi}(y_1 n) \gamma^+ G^{+\mu}(y_2 n) \psi(0) | P, \vec{s}_{\perp} \rangle - (\vec{s}_{\perp} \rightarrow -\vec{s}_{\perp}) \}. \quad (8)$$

In the above we have suppressed the gauge links along direction n between operators. These gauge links make the definition gauge invariant. If we replace the hadronic state with the state $|P[\lambda]\rangle$ we can calculate T_F perturbatively. With the definition we can find the operator for the transition in Eq.(1) as:

$$\mathcal{O}^{\mu} = g_s \int \frac{dy_1 dy_2}{4\pi} e^{-iy_2(x_2-x_1)P^+ - iy_1 x_1 P^+} \bar{\psi}(y_1 n) \gamma^+ G^{+\mu}(y_2 n) \psi(0). \quad (9)$$

It is straightforward to calculate the non-diagonal part of the transition amplitude at leading order of α_s . We have:

$$\begin{aligned} \mathcal{M}_{+-}^{\mu} &= ig_s \pi \sqrt{x_0} (N_c^2 - 1) (x_2 - x_1) [\delta(1 - x_1) \delta(x_2 - x_0) \epsilon^{\mu}(-) + \delta(1 - x_2) \delta(x_1 - x_0) \epsilon^{*\mu}(+)], \\ \mathcal{M}_{-+}^{\mu} &= ig_s \pi \sqrt{x_0} (N_c^2 - 1) (x_2 - x_1) [\delta(1 - x_1) \delta(x_2 - x_0) \epsilon^{\mu}(+) + \delta(1 - x_2) \delta(x_1 - x_0) \epsilon^{*\mu}(-)], \end{aligned} \quad (10)$$

where $\epsilon^{\mu}(\pm)$ is the polarization vector of the gluon. Using the representation of the polarization vector of the gluon moving in the z -direction:

$$\epsilon^{\mu}(+) = -\frac{1}{\sqrt{2}}(0, 0, 1, i), \quad \epsilon^{\mu}(-) = \frac{1}{\sqrt{2}}(0, 0, 1, -i), \quad \epsilon^{*\mu}(+) = -\epsilon^{\mu}(-), \quad (11)$$

we can express the non-diagonal part with $\vec{\sigma}_{\perp} = (\sigma^1, \sigma^2)$ in a matrix form in the 2×2 helicity space:

$$\mathcal{M}^{\mu} = -g_s \pi \sqrt{\frac{x_0}{2}} (N_c^2 - 1) (x_2 - x_1) \epsilon_{\perp}^{\mu i} \sigma_{\perp}^i [\delta(1 - x_1) \delta(x_2 - x_0) - \delta(1 - x_2) \delta(x_1 - x_0)], \quad (12)$$

Therefore we have the nonzero twist-3 matrix element at leading order of α_s with our partonic state:

$$T_F(x_1, x_2) = g_s \pi \sqrt{\frac{x_0}{2}} (N_c^2 - 1) (x_2 - x_1) [\delta(1 - x_1) \delta(x_2 - x_0) - \delta(1 - x_2) \delta(x_1 - x_0)]. \quad (13)$$

We note here at leading order $T_F(x, x) = 0$ and also that $T_F(x_1, x_2)/(x_2 - x_1)$ is approaching to zero with x_2 approaching x_1 .

This gives an example showing how the effect of helicity flip is generated by the correlation between the spin of a massless quark and that of a gluon. Now we can use the above partonic state to calculate Sivers function and SSA of any processes at parton level to verify the two factorizations.

2. SSA in Drell-Yan Processes and Its Collinear Factorization

We consider the Drell-Yan process:

$$h_A(P_A, s_{\perp}) + h_B(P_B) \rightarrow \gamma^*(q) + X \rightarrow \ell^- + \ell^+ + X, \quad (14)$$

where h_A is a spin-1/2 polarized hadron with the transverse spin-vector s_{\perp} . We take a light-cone coordinate system in which the momenta and the spin are :

$$P_{A,B}^{\mu} = (P_{A,B}^+, P_{A,B}^-, 0, 0), \quad s_{\perp}^{\mu} = (0, 0, \vec{s}_{\perp}). \quad (15)$$

h_A moves in the z -direction, i.e., P_A^+ is the large component. The spin of h_B is not observed. The invariant mass of the observed lepton pair is $Q^2 = q^2$. The relevant hadronic tensor is defined as:

$$W^{\mu\nu} = \sum_X \int \frac{d^4x}{(2\pi)^4} e^{iq \cdot x} \langle h_A(P_A, s_\perp), h_B(P_B) | \bar{q}(0) \gamma^\nu q(0) | X \rangle \langle X | \bar{q}(x) \gamma^\mu q(x) | h_B(P_B), h_A(P_A, s_\perp) \rangle, \quad (16)$$

and the differential cross-section is determined by the hadronic tensor as:

$$\frac{d\sigma}{dQ^2 d^2q_\perp dq^+ dq^-} = \frac{4\pi\alpha_{em}^2 Q_q^2}{3SQ^2} \delta(q^2 - Q^2) \left(\frac{q_\mu q_\nu}{q^2} - g_{\mu\nu} \right) W^{\mu\nu}, \quad S = 2P_A^+ P_B^-. \quad (17)$$

We are interested in the kinematical region where $q_\perp^2 \ll Q^2$. The hadronic tensor at leading twist accuracy has the structure:

$$\begin{aligned} W^{\mu\nu} = & -g_\perp^{\mu\nu} W_U^{(1)} + \left(g_\perp^{\mu\nu} - 2 \frac{q_\perp^\mu q_\perp^\nu}{q_\perp^2} \right) W_U^{(2)} \\ & - g_\perp^{\mu\nu} \epsilon_\perp^{\alpha\beta} s_{\perp\alpha} q_{\perp\beta} W_T^{(1)} + \left(s_{\perp\alpha} \epsilon_\perp^{\alpha\mu} q_\perp^\nu + s_{\perp\alpha} \epsilon_\perp^{\alpha\nu} q_\perp^\mu - g_\perp^{\mu\nu} \epsilon_\perp^{\alpha\beta} s_{\perp\alpha} q_{\perp\beta} \right) W_T^{(2)} \\ & + q_{\perp\alpha} \left(\epsilon_\perp^{\alpha\mu} q_\perp^\nu + \epsilon_\perp^{\alpha\nu} q_\perp^\mu \right) \bar{q}_\perp \cdot \vec{s}_\perp W_T^{(3)} + \dots \end{aligned} \quad (18)$$

In the above, we only give the structures symmetric in $\mu\nu$. $W_T^{(i)}$ ($i = 1, 2, 3$) represent T -odd effect related to the spin. $W_U^{(1,2)}$ are responsible for unpolarized cross-sections. $W_T^{(1)}$ contributes to SSA in the region $q_\perp^2 \ll Q^2$ which we will study. All structure functions depend on the kinematical variables $x = q^+/P_A^+$, $y = q^-/P_B^-$ and q_\perp .

To study the collinear factorization of $W_T^{(1)}$ we replace the hadron h_A with the state $|P[\lambda]\rangle$ in Eq. (4) and the hadron h_B with an antiquark \bar{q} with the momentum $\bar{p}^\mu = (0, \bar{p}^-, 0, 0)$. The spin of \bar{q} is averaged. Then we calculate $W_T^{(1)}$ and try to factorize it as a convolution of T_F , the antiquark distribution $\bar{q}(z)$ and a perturbative coefficient function H . By the definition of $W_T^{(1)}$ one can identify the operator for the transition amplitude in Eq.(1). In order to have a nonzero q_\perp the intermediate state X must contain at least one gluon. Also one needs to have a nonzero absorptive part. At leading order of α_s a nonzero absorptive can only arise in the amplitude $P + \bar{q} \rightarrow \gamma^* + g$. The absorptive part of the amplitude $P + \bar{q} \rightarrow \gamma^* + g$ can be represented by two sets of cut diagrams, which are given in Fig.1 and Fig.3. A nonzero SSA is obtained through the interference of the absorptive part of the amplitude $P + \bar{q} \rightarrow \gamma^* + g$ with the tree level amplitude of $q + \bar{q} \rightarrow \gamma^* + g$, the later is given by the diagrams in Fig.2.

At first look the diagrams in Fig.1 are troublesome, because one has diagrams in which one particle absorbs a collinear particle. We note that the diagrams in Fig.1 with or without cuts must exist because of gauge invariance. It is easy to find that the nonzero absorptive part from cut diagrams in Fig.1 only arise if the initial gluon has zero momentum, i.e., $k^+ = 0$. However, a massless particle state can not be defined with zero momentum. In our case, a zero-momentum gluon can not be distinguished from the quark, the quark combined with the zero-momentum gluon should be taken as one quark state. We define our partonic state in Eq.(4) with $k^+ \neq 0$. Therefore, we do not need to consider the absorptive parts from Fig.1. However, it is interesting to explore in more detail the contributions from Fig.1 to the absorptive part.

Taking Fig.1b as an example, the absorptive part is proportional to

$$\bar{v}(\bar{p}) \gamma \cdot \epsilon(\lambda_g) \text{Abs} \left[\frac{\gamma \cdot (-\bar{p} - k)}{(-\bar{p} - k)^2 + i\varepsilon} \right] = -i \frac{\pi}{\bar{p}^-} \delta(k^+) \bar{v}(\bar{p}) \gamma \cdot \epsilon(\lambda_g) \gamma \cdot (-\bar{p} - k), \quad (19)$$

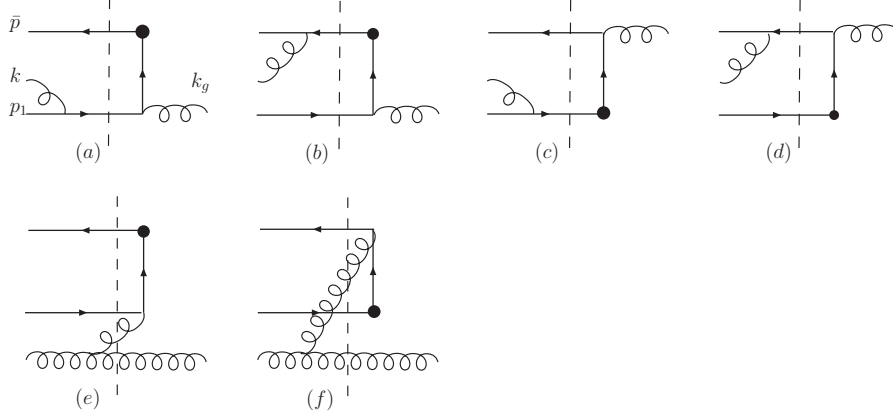


Figure 1: Cut diagrams for the absorptive part of the amplitude $P + \bar{q} \rightarrow \gamma^* + g$. The black dot is for the insertion of the electromagnetic current, the broken line is for the cut.

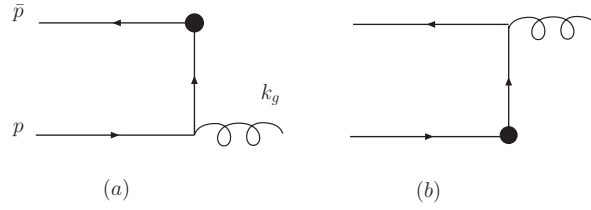


Figure 2: Diagrams for the amplitude $q + \bar{q} \rightarrow \gamma^* + g$. The black dot is for the insertion of the electromagnetic current.

using the polarization vector given in Eq.(16) and $\bar{v}(\bar{p})\gamma \cdot \bar{p} = 0$, one finds that the above is proportional to $k^+ \delta(k^+)$. Hence the absorptive part of Fig.1b is zero. For Fig.1a, there is some problem because one always has $(p_1 + k)^2 = 0$. However, we can give to the quark a small mass and calculate the absorptive part first. With the massive quark, we have $p_1^\mu = (p_1^+, p_1^-, 0, 0)$ and $(p_1 + k)^2 = 2k^+ p_1^- + m^2$. The absorptive part is then proportional to

$$\text{Abs} \left[\frac{\gamma \cdot (p_1 + k) + m}{(p_1 + k)^2 - m^2 + i\varepsilon} \right] \gamma \cdot \epsilon(\lambda_g) u(p_1) = -i \frac{\pi}{p_1^-} \delta(k^+) (\gamma \cdot (p_1 + k) + m) \gamma \cdot \epsilon(\lambda_g) u(p_1), \quad (20)$$

again it is zero by using $(\gamma \cdot p_1 - m)u(p_1) = 0$. Similarly, one finds that the absorptive part from Fig.1c and Fig.1d are zero. However, we find that the absorptive part from Fig.1e and Fig.1f are nonzero with $k^+ = 0$. But as discussed before, we should take the partonic state with $k^+ \neq 0$. Hence the absorptive part from Fig.1 is always zero. In the collinear factorization derived formally, $W_T^{(1)}$ receives a piece of contributions as a convolution with $T_F(x, x)$, called as soft-pole contribution, and a piece of contributions as a convolution of $T_F(x_1, x_2)$, called hard-pole contribution. The soft pole contributions at parton level at the order we consider correspond actually to the contributions from Fig.1. From the above discussion and also the result $T_F(x, x) = 0$ in the last section we can conclude that the soft pole contributions will not exist at leading order of α_s . We will come back to this issue later.

We now study the contributions from Fig.3. Actually, Fig.3a and Fig.3b are also some sort of soft-pole

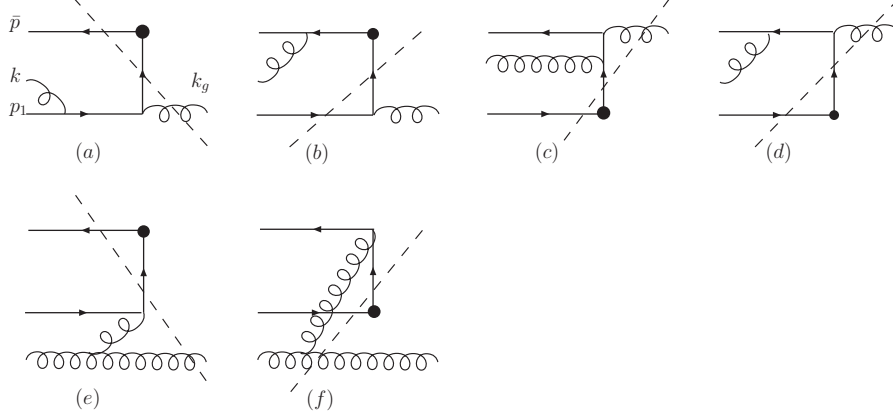


Figure 3: Cut diagrams for the absorptive part of the amplitude $P + \bar{q} \rightarrow \gamma^* + g$. The black dot is for the insertion of the electromagnetic current, the broken line is for the cut.

contributions, because they can be nonzero only if $k_g^- = 0$. However it is not possible to have $k_g^- = 0$ because the gluon has a nonzero transverse momentum $\vec{k}_{g\perp} = -\vec{q}_\perp \neq 0$. So we have only four diagrams to consider. It is straightforward to obtain the absorptive part from these four diagrams. By cutting the diagrams one should take care about that an extra minus sign is associated with the insertion of the electromagnetic current.

Taking the interference of Fig.3f with the complex conjugated Fig.2a as an example, denoted as $\mathcal{T}^{\mu\nu}|_{fa}$, which is the transition amplitude of $\bar{q}(\bar{p}) + q(p_1, \lambda_q) + g(k, \lambda_g) \rightarrow \bar{q}(\bar{p}) + q(p, \lambda_q)$, we have

$$\begin{aligned} \mathcal{T}^{\mu\nu}|_{fa} &= \frac{\pi g_s^3}{2N_c} \int \frac{d^4 k_g}{(2\pi)^4} (2\pi) \delta(k_g^2) \delta^4(p + \bar{p} - q - k_g) \delta((\bar{p} + k - k_g)^2) \frac{1}{(k - k_g)^2 (p - k_g)^2} \\ &\cdot \left\{ f^{abc} \bar{u}(p, \lambda_q) T^b \gamma^\alpha \gamma \cdot (p - k_g) \gamma^\nu \gamma \cdot \bar{p} \gamma^\rho T^c \gamma \cdot (k_g - k - \bar{p}) \gamma^\mu T^a u(p_1, \lambda_q) \right. \\ &\cdot \left. [(k + k_g)_\rho \epsilon_\alpha(\lambda_g) + (-2k_g + k) \cdot \epsilon(\lambda_g) g_{\rho\alpha} + (k_g - 2k)_\alpha \epsilon_\rho(\lambda_g)] \right\}, \end{aligned} \quad (21)$$

where we take the spin- and color average of the initial antiquark. For the leading order in $q_\perp^2 \ll Q^2$, the contribution comes from when the gluon in the intermediate state is almost collinear to the quark, i.e., $k_g^+ \gg k_g^-$. Therefore we have for the on-shell condition for the quark crossing the cut in Fig.3f:

$$\delta((\bar{p} + k - k_g)^2) \approx \frac{1}{2\bar{p}^-} \delta(k^+ - k_g^+), \quad k_g^- = \frac{q_\perp^2}{2k_g^+}. \quad (22)$$

Expanding $\mathcal{T}^{\mu\nu}|_{fa}$ in the limit $q_\perp^2 \ll Q^2$ we obtain the leading contribution:

$$\begin{aligned} \mathcal{T}^{\mu\nu}|_{fa} &= -g_\perp^{\mu\nu} \frac{g_s \alpha_s}{8\pi} (N_c^2 - 1) \frac{1}{(q_\perp^2)^2} (1 - x_0) \sqrt{x_0} \delta(x - x_0) \delta(1 - y) \left(\frac{1}{1 - x} \right)_+ \\ &\cdot \left[i \vec{q}_\perp \cdot \vec{\epsilon}(\lambda_g) (1 + x_0) - \lambda_q (1 - x_0) \epsilon_\perp^{ij} \epsilon^i(\lambda_g) q_\perp^j \right] + \dots \\ q^+ &= xp^+, \quad q^- = y\bar{p}^-. \end{aligned} \quad (23)$$

The \dots in the second line represents non-leading terms in q_\perp . From this result one can derive the contribution from the interference between Fig.3f and Fig.2a to $W^{\mu\nu}$ in the helicity basis as a 2×2

matrix according to Eq.(10) at leading order of α_s and in the limit $q_\perp^2 \ll Q^2$:

$$W^{\mu\nu}|_{fa} = -g_\perp^{\mu\nu} \epsilon_\perp^{ij} \sigma_\perp^i q_\perp^j \frac{g_s \alpha_s}{4\pi} (N_c^2 - 1) \frac{1}{(q_\perp^2)^2} (1-x_0)x_0 \sqrt{2x_0} \delta(x-x_0) \delta(1-y) \left(\frac{1}{1-x} \right)_+ + \text{diagonal part}, \quad (24)$$

from the above result one can extract $W_T^{(1)}$.

To other diagrams, we can perform the expansion in small q_\perp as outlined in [26]. We find that the contributions from other three diagrams are power-suppressed by q_\perp in comparison with $W^{\mu\nu}|_{fa}$. Therefore we have our final result for the total $W_T^{(1)}$:

$$W_T^{(1)}(x, y, q_\perp) = \frac{g_s \alpha_s}{4\pi} (N_c^2 - 1) \frac{1}{(q_\perp^2)^2} (1-x_0)x_0 \sqrt{2x_0} \delta(x-x_0) \delta(1-y) \left(\frac{1}{1-x} \right)_+. \quad (25)$$

Using our result of $T_F(x_1, x_2)$ in the last section and the leading order result of the antiquark distribution

$$\bar{q}(x) = \delta(1-x) \quad (26)$$

we can derive the following factorization formula:

$$W_T^{(1)}(x, y, q_\perp) = -\frac{\alpha_s}{2\pi^2 (q_\perp^2)^2} \int \frac{dy_1}{y_1} \frac{dy_2}{y_2} \bar{q}(y_2) \delta(1-\xi_2) \frac{1}{(1-\xi_1)_+} x T_F(x, y_1), \quad (27)$$

with $\xi_1 = x/y_1$, $\xi_2 = y/y_2$ and $\bar{q}(y_2)$. This also verifies the result in [26], where the above factorization formula is verified with a finite quark mass at leading order of α_s . We note that the above result is different than the factorization formula derived formally in the collinear factorization approach.

Before ending this section we briefly discuss why the soft pole contribution appears in the collinear factorization derived formally. In the formal approach one works directly with the hadronic tensor in Eq.(16) and divide diagrams contributing to the tensor into three parts: One part consists only of partons, and other two parts can be defined as various parton density matrices of the two initial hadrons, respectively. To illustrate the appearance of the soft pole contributions clearly, we take the light-cone gauge $n \cdot G = 0$. In the first step of the derivation one has the multi-parton density matrix for the polarized hadron:

$$\Gamma_{ji}(k_1, k_2) = \int \frac{d^4 y_1 d^4 y_2}{(2\pi)^8} e^{-iy_2 \cdot (k_2 - k_1) - iy_1 \cdot k_1} \langle P_A, s_\perp | \bar{\psi}_i(y_1) G^\mu(y_2) \psi_j(0) | P_A, s_\perp \rangle. \quad (28)$$

The momentum $k_2 - k_1$ is carried by the gluon entering the parton scattering. Then one makes a collinear expansion for the density matrix:

$$\begin{aligned} \Gamma_{ji}(k_1, k_2) &= \frac{1}{4} [\gamma^-]_{ij} \delta(k_1^-) \delta(k_2^-) \delta^2(\vec{k}_{1\perp}) \delta^2(\vec{k}_{2\perp}) \int \frac{dy_1^- dy_2^-}{(2\pi)^2} e^{-iy_2^- (k_2^+ - k_1^+) - iy_1^- k_1^+} \\ &\quad \cdot \langle P_A, s_\perp | \bar{\psi}(y_1^- n) \gamma^+ G_\perp^\mu(y_2^- n) \psi(0) | P_A, s_\perp \rangle + \dots, \end{aligned} \quad (29)$$

where \dots stand for irrelevant terms. Assuming the above is no zero, especially at $k_1^+ - k_2^+ = 0$, combing a factor $k_1^+ - k_2^+$ from the part of parton scattering, e.g., the factor k^+ in the contribution of Fig.1b, one can write the gauge field G_\perp^μ in the above as the field strength tensor $G^{+\mu}$. At the end, one finds the soft pole contribution with $k_1^+ - k_2^+ = 0$ or, e.g., $k^+ = 0$ in Fig.1b. However, if we use our parton state to

calculate the above density matrix, one finds that it is zero at $k_1^+ - k_2^+ = 0$. This is the part of reasons why our factorization formula derived with partonic results is different than that derived directly with the density matrices, or formally.

We have also performed calculations of the structure function $F_T^{(1)}$ for SSA in SIDIS, the same factorization form is obtained by replacing corresponding quantities.

3. Siverson Function and TMD Factorization

In the TMD factorization the nonperturbative quantity responsible for SSA is the Siverson function. In this section we perform a calculation with our partonic states to derive the factorization formula for SSA in Drell-Yan processes. To define the Siverson function with QCD operators we introduce a gauge link along the direction u with $u^\mu = (u^+, u^-, 0, 0)$:

$$L_u(-\infty, z) = \left[P \exp \left(-ig_s \int_{-\infty}^0 d\lambda u \cdot G(\lambda u + z) \right) \right]^\dagger. \quad (30)$$

The Siverson function relevant for Drell-Yan process is defined in the limit $u^+ \ll u^-$:

$$q_\perp(x, p_\perp) \varepsilon_\perp^{\mu\nu} s_{\perp\mu} p_{\perp\nu} = \frac{1}{4} \int \frac{dz^- d^2 z_\perp}{(2\pi)^3} e^{-ixP^+ z^- + i\vec{p}_\perp \cdot \vec{z}_\perp} \cdot \left\{ \langle P, \vec{s}_\perp | \bar{\psi}(z) L_u^\dagger(-\infty, z) \gamma^+ L_u(-\infty, 0) \psi(0) | P, \vec{s}_\perp \rangle - (\vec{s}_\perp \rightarrow -\vec{s}_\perp) \right\}, \quad (31)$$

with $z^\mu = (0, z^-, \vec{z}_\perp)$. Beside the renormalization scale μ , Siverson function also depends on the parameter $\zeta^2 = 4(u \cdot p)^2 / u^2$. With the partonic state in Eq.(4) we can calculate the Siverson function. As discussed before, we will not consider the so called soft pole contribution because $k^+ \neq 0$ in the partonic state. At leading order we have contributions from the diagrams in Fig.4.

By taking the cut in Fig.4a to Fig.4f one should keep in mind that the gauge link represents a particle moving from $t = -\infty$ and the energy flow along the gauge link is from the right to the left. Also, an extra minus sign associated the joining vertex of the gauge link and the quark line should be taken into account[26]. Although we have given possible cut for each diagram, but not every diagram can give nonzero contribution. E.g., the cut in Fig.4f requires in the limit $u^+ \rightarrow 0$ that the plus component of the momentum carried by the gluon in the intermediate state must be zero. This is not possible for the finite p_\perp . Therefore, there is no contribution from Fig.4f at the leading order. Similarly, we find that the contributions from Fig.4a, Fig.4c, Fig.4d and Fig.4e are zero. The only nonzero contribution comes from the interference of Fig.4b with Fig.4g. Now it is straightforward to calculate the non-diagonal part of the transition amplitude and to obtain Siverson function. We have:

$$q_\perp(x, p_\perp) = \frac{g_s \alpha_s}{4\pi(p_\perp^2)^2} N_c (N_c^2 - 1) x_0 \sqrt{2x_0} \delta(x - x_0). \quad (32)$$

Using the leading order result for the TMD parton distribution of the antiquark

$$\bar{q}(z, k_\perp) = \delta(1 - z) \delta^2(\vec{k}_\perp) \quad (33)$$

we can derive the TMD factorization for $W_T^{(1)}$ as

$$W_T^{(1)}(z_1, z_2, q_\perp) = \frac{1}{N_c} \int d^2 k_{1\perp} d^2 k_{2\perp} \frac{\vec{q}_\perp \cdot \vec{k}_{1\perp}}{q_\perp^2} q_\perp(z_1, k_{1\perp}) \bar{q}(z_2, k_{2\perp}) \delta^2(\vec{k}_{1\perp} + \vec{k}_{2\perp} - \vec{q}_\perp) H, \quad (34)$$

$$H = 1 + \mathcal{O}(\alpha_s).$$

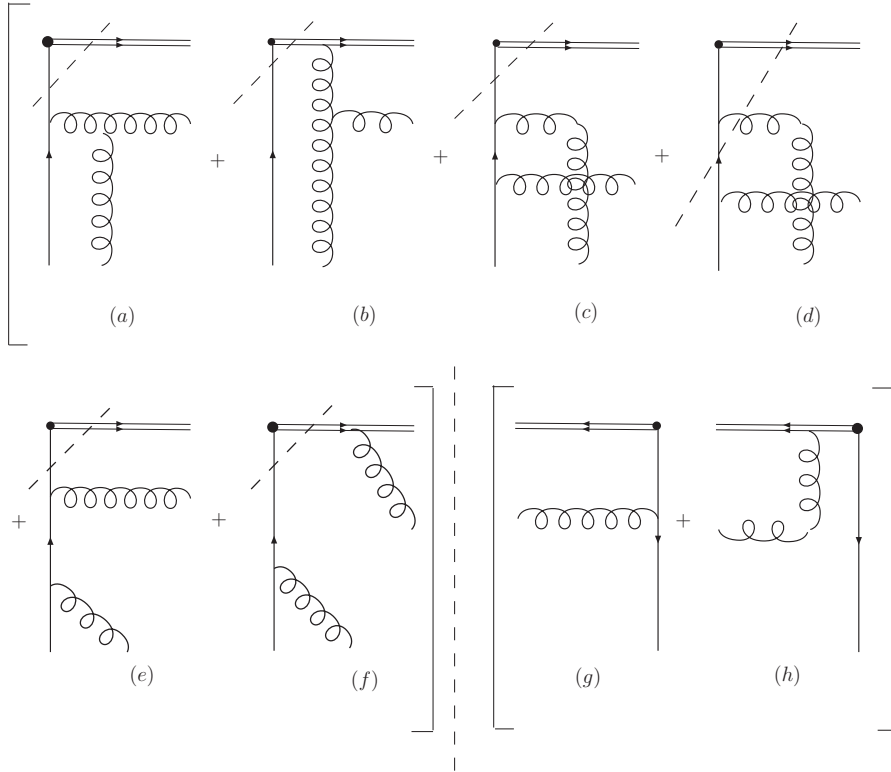


Figure 4: The diagrams for the transition amplitude $q(p_1, \lambda_q) + g(k, \lambda_g) \rightarrow q(p_1, \lambda_q)$ with the operator for Sivers function. the broken line is for the cut.

This result is in agreement with that verified by using massive parton state[27] and that derived formally. Beyond tree-level, a soft factor should be implemented for a complete factorization.

4. $T_F(x, x)$ and Its Relation to Sivers Function

Starting from the definitions of the twist-3 matrix element and Sivers function, one can formally derive a relation between $T_F(x, x)$ and the first k_\perp -moment of $q_\perp(x, k_\perp)$ by invoking discrete symmetries. The relation is[18, 28]:

$$T_F(x, x) = \int d^2 k_\perp k_\perp^2 q_\perp(x, k_\perp). \quad (35)$$

In deriving the relation one assumes that $q_\perp(x, k_\perp)$ will decrease to 0 rapidly with $k_\perp \rightarrow \infty$. This also implies that one discards the U.V. subtraction of the integral, i.e., the renormalization issue. Substituting our $q_\perp(x, k_\perp)$ in the last section one sees clearly that the integral has an U.V. divergence. In our previous work[26] we have made an attempt to modify the relation by taking the U.V. subtraction into account, where we have introduced

$$\tilde{q}_\perp(x, b) = \int d^2 k_\perp e^{i\vec{k}_\perp \cdot \vec{b}} k_\perp^2 q_\perp(x, k_\perp) \quad (36)$$

to make the integral convergent in the large k_\perp -region. But with massive parton state we failed to establish a relation between $\tilde{q}_\perp(x, b)$ and $T_F(x, x)$. From previous studies of TMD factorization for unpolarized cases [10, 11, 12, 13] it can be expected in general that certain perturbative relations exist between parton

distributions functions in collinear factorization and the corresponding parton distributions entering TMD factorization. The failure may indicate certain problems when one uses massive parton states to study problems of SSA. In this section, we will use our partonic state with massless partons to tackle the problem.

We have already see that $T_F(x, x)$ is zero at tree-level. To obtain nonzero $T_F(x_1, x_2)$ at $x_1 = x_2 = x$, one has to consider the next-leading order. At the next-to-leading order there are too many diagrams, because of gauge links between the operators in the definition of T_F . To reduce the number of diagrams we take the light-cone gauge $n \cdot G = 0$ so that all gauge links becomes unit. In this gauge the gluon propagator reads:

$$\frac{-i}{q^2 + i\varepsilon} \left(g^{\mu\nu} - \frac{q^\mu n^\nu + q^\nu n^\mu}{n \cdot q} \right). \quad (37)$$

In principle one needs to give a prescription for the $n \cdot q$ in the denominator. However, it is irrelevant here, because we will not perform any loop integration in the $+$ -component. We will use the same partonic state as in Eq.(4) to calculate the helicity flip amplitude to extract $T_F(x, x)$. In the light-cone gauge the leading contributions to $T_F(x, x)$ are given by the diagrams in Fig.5. In the representation of contributions with diagrams, we do not take the representation of cut diagrams. We take the representation with the product of operators in the definition of T_F as a T-order product. The two representations are equivalent[29].

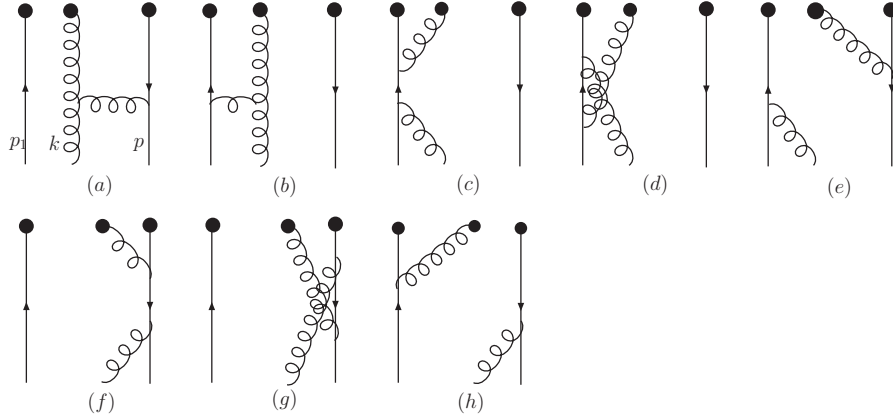


Figure 5: The leading diagrams for $T_F(x, x)$ in the gauge $n \cdot G = 0$. The black dots represent inserting field operators appearing in the definition of $T_F(x_1, x_2)$.

As mentioned in Section 3, there will be some trouble if one deals diagrams in which two collinear particles are combined into a divergent propagator. Here we encounter the trouble with Fig.5c, Fig.5e, Fig.5f and Fig.5h. We will give the quark a small mass m to regularize the divergent propagator and set $m = 0$ in our final result. In fact, these diagrams do not bring any trouble as we will see.

We first consider the contribution from Fig.5b. For $T_F(x_1, x_2)$ with $x_1 = x_2$ we find that its contribution is proportional to the integral

$$\int \frac{dq^-}{2\pi} \frac{1}{(p_1 - q)^2 + i\varepsilon} \cdot \frac{1}{q^2 + i\varepsilon} = 0 \quad (38)$$

where q is the momentum of the gluon exchanged between the quark- and gluon line. q^+ is fixed as $q^+ = -k^+$ because $x_1 = x_2$. With the fixed q^+ one finds that the above integral is zero. Hence

Fig.5b will not contribute to $T_F(x, x)$. Because of the same reason, Fig.5d and Fig.5g will also give no contributions to $T_F(x, x)$. For Fig.5e with arbitrary x_1 and x_2 the contribution is proportional to the integral

$$\int \frac{d^2 q_\perp}{(2\pi)^2} \frac{q_\perp^\mu}{q^2 + i\varepsilon} \cdot \frac{1}{(p - q)^2 + i\varepsilon} = 0. \quad (39)$$

The integral is zero because of the rotation covariance in the transverse space. With the similar reason one finds that Fig.5c, Fig.5f and Fig.5h do not contribute to $T_F(x_1, x_2)$. Therefore, only Fig.5a gives nonzero contribution to $T_F(x, x)$. In the calculation we will have U.V.- and collinear divergence. We use dimensional regularization by taking the dimension of the transverse space as $2 - \epsilon$ to regularize the divergences. We obtain then:

$$T_F(x, x, \mu) = \frac{g_s \alpha_s}{4} N_c (N_c^2 - 1) x_0 \sqrt{2x_0} \delta(x - x_0) \left[- \left(\frac{2}{\epsilon} - \gamma + \ln 4\pi \right) + \ln \frac{\mu^2}{\mu_c^2} \right]. \quad (40)$$

In the above we have subtracted the U.V. pole and introduced the renormalization scale μ . The remaining pole is a collinear divergence with its corresponding scale μ_c .

Taking our result of $q_\perp(x, k_\perp)$ in the last section we obtain:

$$\tilde{q}_\perp(x, b) = \frac{g_s \alpha_s}{4} N_c (N_c^2 - 1) x_0 \sqrt{2x_0} \delta(x - x_0) \left[- \left(\frac{2}{\epsilon} - \gamma + \ln 4\pi \right) - \ln \frac{b^2 e^{2\gamma} \mu_c^2}{4} \right], \quad (41)$$

where the pole is for a collinear divergence. Comparing the above result and that in Eq.(40) we find that $T_F(x, x)$ and $\tilde{q}_\perp(x, b)$ contain the same long distance effect represented by the collinear divergence. Hence a relation between them can be established. With our results we get:

$$T_F(x, x, \mu) = \tilde{q}_\perp(x, b) + \mathcal{O}(\alpha_s). \quad \text{with } \mu^2 = \frac{4}{b^2 e^{2\gamma}}. \quad (42)$$

This result is in certain sense of factorization, where $T_F(x, x)$ and $\tilde{q}_\perp(x, b)$ have the same nonperturbative effects, and the difference is a perturbative effect. It will be interesting to study the relation at higher orders of α_s .

5. Summary

There are two factorization approaches for SSA. The factorization formulas in different approaches are formally derived with the diagram expansion at hadron level, where one separates diagrams involving hadrons into a parton-scattering part and various parton density matrices of hadrons. If these factorization formulas hold, they also hold if one replaces partonic states with hadronic states, because factorizations, if they are proven, they are general properties of QCD's Green functions. On the other hand, it is also important to examine any factorization with partonic states and eventually to prove the factorization. It is a nontrivial task to examine factorizations for SSA at parton level, because one must have helicity-flip and nonzero absorptive parts of scattering amplitudes to generate SSA and the helicity of a massless quark in QCD is conserved.

We have made a first step to examine these factorization approaches for SSA in [26, 27], where we have used single massive-quark state to replace the transversely-polarized hadron. The nonzero mass is responsible for the needed helicity-flip. By examining all elements in the factorizations we have found that the formally derived TMD factorization holds at our parton level, while the formally derived collinear factorization has the perturbative coefficient function different than that derived from our partonic results.

In this work, we construct a partonic state which consists massless partons and is suitable for studying factorization approaches for SSA. With the constructed partonic state we verify all factorization results in [26, 27] derived with a single massive-parton state. Because partons here are massless, our work gives an example how the correlation between spins of parton can change the helicity of a state. With our results we have established the relation between the twist-3 matrix element $T_F(x, x)$ and the first k_{\perp} -moment of Sivers function by taking U.V. subtraction into account.

Having examined the two factorization approaches with the constructed parton state at leading but nontrivial order of α_s , one can study higher order corrections with the partonic state in the two factorizations. We notice that recently parts of evolutions of twist-3 matrix elements have been derived[30, 31]. With our partonic state it is straightforward to derive complete evolutions of twist-3 matrix elements. Such a study is under the way.

Acknowledgments

We thank Prof. Y. Liao for an interesting discussion. This work is supported by National Nature Science Foundation of P.R. China((No. 10721063,10575126).

References

- [1] U. D'Alesio and F. Murgia, Prog. Part. Nucl. Phys.**61** (2008) 394, e-Print: arXiv:0712.4328 [hep-ph].
- [2] J.W. Qiu and G. Sterman, Phys. Rev. Lett **67** (1991) 2264, Nucl. Phys. B378 (1992) 52, Phys. Rev. D59 (1998) 014004.
- [3] A.V. Efremov and O.V. Teryaev, Sov. J. Nucl. Phys. **36** 1982 1, Phys. Lett. B150 (1985) 383.
- [4] Y. Kanazawa and Y. Koike, Phys. Lett. B478 (2000) 121, Phys.Rev. D64 (2001) 034019.
- [5] H. Eguchi, Y. Koike and K. Tanaka, Nucl. Phys. B752 (2006) 1, e-Print: hep-ph/0604003, Nucl. Phys. B763 (2007) 198, e-Print: hep-ph/0610314.
- [6] J.W. Qiu, W. Vogelsang and F. Yuan, Phys. Lett. B650 (2007) 373, e-Print: arXiv:0704.1153, Phys. Rev. D76 (2007) 074029, e-Print: arXiv:0706.1196, Z.-B Kang and J.W Qiu, Phys.Rev. D78 (2008) 034005, e-Print: arXiv:0806.1970.
- [7] F. Yuan, Phys. Rev. D78 (2008) 014024, e-Print: arXiv:0801.4357, C.J. Bomhof, P.J. Mulders, W. Vogelsang and F. Yuan, Phys.Rev.D75 (2007) 074019, e-Print: hep-ph/0701277, C. Kouvaris, J.W. Qiu, W. Vogelsang and F. Yuan, Phys.Rev.D74 (2006) 114013, e-Print: hep-ph/0609238, J. Zhou, F. Yuan and Z.T. Liang, e-Print: arXiv:0808.3629, F. Yuan and J. Zhou, e-Print: arXiv:0806.1932.
- [8] D. Sivers, Phys. Rev. D41 (1990) 83, Phys. Rev. D43 (1991) 261.
- [9] J. C. Collins, Nucl. Phys. B396 (1993) 161, Phys. Lett. B536 (2002) 43.
- [10] J.C. Collins and D.E. Soper, Nucl. Phys. B193 (1981) 381, Nucl. Phys. B213 (1983) 545(E), Nucl. Phys. B197 (1982) 446, Nucl. Phys. B194 (1982) 445.
- [11] J.C. Collins, D.E. Soper and G. Sterman, Nucl. Phys. B250 (1985) 199.

- [12] X.D. Ji, J.P. Ma and F. Yuan, Phys. Rev. D71 (2005) 034005, Phys. Lett. B597 (2004) 299.
- [13] X.D. Ji, J.P. Ma and F. Yuan, JHEP 0507:020,2005, hep-ph/0503015
- [14] J.C. Collins and A. Metz, Phys. Rev. Lett. **93** 252001.
- [15] S.J. Brodsky et al., Phys. Rev. D65 (2002) 114025.
- [16] X.D. Ji and F. Yuan, Phys. Lett. B543 (2002) 66, A.V. Belitsky, X.D. Ji and F. Yuan, Nucl. Phys. B656 (2003) 165.
- [17] D. Boer and P. J. Mulders, Phys. Rev. D57 (1998) 5780, P.J. Mulders and R.D. Tangerman, Nucl. Phys. B461 (1996) 197, Nucl. Phys. B484 (1997) 538(E).
- [18] D. Boer, P.J. Mulders and F. Pijlman, Nucl. Phys. B667 (2003) 201.
- [19] M. Anselmino, M. Boglione and F. Murgia, Phys. Lett. B362 (1995) 164; M. Anselmino and F. Murgia, Phys. Lett. B442 (1998) 470; M. Anselmino and F. Murgia, Phys. Lett. B483 (2000) 74; M. Anselmino, U. D'Alesio and F. Murgia, Phys.Rev. D67 (2003) 074010, U. D'Alesio and F. Murgia, Phys. Rev. D70 (2004) 074009, Anselmino, *et al.*, Phys. Rev. D73 (2006) 014020.
- [20] P. J. Mulders and R. D. Tangerman, Nucl. Phys. B461 (1996) 197 [Erratum-ibid. B484 (1997) 538]; D. Boer, Phys. Rev. D60 (1999) 014012.
- [21] E. De Sanctis, W.D. Nowak and K.A. Oganesian, Phys. Lett. B483 (2000) 69; V.A. Korotkov, W. D. Nowak and K.A. Oganesian, Eur. Phys. J. C18 (2001) 639; K.A. Oganesian, N.Bianchi, E. De Sanctis and W.D. Nowak, Nucl. Phys. A689 (2001) 784;
- [22] A.V. Efremov, K. Goeke, M. V. Polyakov and D. Urbano, Phys. Lett. B478 (2000) 94; A.V. Efremov, K. Goeke and P. Schweitzer, Eur. Phys. J. C24 (2002) 407, Nucl. Phys. A711 (2002) 84, Phys. Lett. B522 (2001) 37, Phys. Lett. B544 (2002) 389(E), Phys. Lett. B568 (2003) 63.
- [23] B. Q. Ma, I. Schmidt and J. J. Yang, Phys. Rev. D66 (2002) 094001, Phys. Rev. D65 (2002) 034010.
- [24] X.D. Ji, J.W. Qiu, W. Vogelsang and F. Yuan, Phys. Rev. Lett. **97** (2006) 082002, e-Print: hep-ph/0602239, Phys. Rev. D73 (2006) 094017, e-Print: hep-ph/0604023.
- [25] X.D. Ji, J.W. Qiu, W. Vogelsang and F. Yuan, Phys. Lett. B638 (2006) 178, e-Print: hep-ph/0604128, Y. Koike, W. Vogelsang and F. Yuan, Phys. Lett. B659 (2008) 878, e-Print: arXiv:0711.0636.
- [26] J.P. Ma and H.Z. Sang, JHEP 0811:090,2008, e-Print: arXiv:0809.4811 [hep-ph].
- [27] J.P. Ma and H.Z. Sang, e-Print: arXiv:0811.0224 [hep-ph].
- [28] J.P. Ma and Q. Wang, Eur. Phys. J. C37 (2004) 293-298, hep-ph/0310245.
- [29] R.L. Jaffe, Nucl. Phys. B229 (1983) 205.
- [30] Z.B. Kang and J.W. Qiu, arXiv:0811.3101 [hep-ph].
- [31] J. Zhou, F. Yuan and Z.T. Liang, arXiv:0812.4484[hep-ph].