

Single Transverse Spin Asymmetries at Parton Level

H.G. Cao¹, J.P. Ma² and H.Z. Sang²

¹ *Science School, Beijing University of Civil Engineering and Architecture, Beijing 100044, China*

² *Institute of Theoretical Physics, Academia Sinica, P.O. Box 2735, Beijing 100190, China*

Abstract

Two factorization approaches have been proposed for single transverse spin asymmetries. One is the collinear factorization, another is the transverse-momentum-dependent factorization. They have been previously derived in a formal way by using diagram expansion at hadron level. If the two factorizations hold or can be proven, they should also hold when we replace hadrons with parton states. We examine these two factorizations at parton level with massless partons. It is nontrivial to generate these asymmetries at parton level with massless partons because the asymmetries require helicity-flip and nonzero absorptive parts in scattering amplitudes. By constructing suitable parton states with massless partons we derive the two factorizations for the asymmetry in Drell-Yan processes. It is found from our results that the collinear factorization derived at parton level is not the same as that derived at hadron level. Our results with massless partons confirm those derived with single massive parton state in our previous works.

1. Introduction

Single transverse-spin asymmetries(SSA) have been observed in various experiments. An updated review about the phenomenology of SSA can be found in [1]. These asymmetries are expected if scattering amplitudes have nonzero absorptive parts and helicity-flip interactions are involved. The observed asymmetries provide a new tool to study the structure because they are sensitive to the correlations of partons inside a hadron and the angular momenta of these partons. In general it is difficult to predict the size of observed SSA in a process involved with hadrons, especially, with a transversely polarized hadron, because we have not enough information about the structure of hadrons. However, for SSA observed in processes involving large momentum transfers certain predictions can be made by using the concept of QCD factorization. In the factorization perturbative- and nonperturbative effects are separated. The nonperturbative effects are represented by various matrix elements of QCD operators and these matrix elements contain information about the structure of hadrons.

Two factorization approaches have been proposed. One is the collinear factorization in which the partons in a hadron entering hard scattering only carry the momenta parallel or collinear to the hadron. Another is the transverse-momentum-dependent(TMD) factorization, where one takes transverse momenta of partons in hadrons into account. It should be noted that in the two approaches the factorization is derived or proposed rather formally in the sense that one works at hadron level by using the diagram expansion. The purpose of our work is to examine the two factorization approaches for SSA in Drell-Yan processes and Semi Inclusive DIS(SIDIS) at parton level with massless partons.

The motivation of our work is based on the following: QCD factorizations, if they are proven, are general properties of QCD. These factorizations hold not only with hadron states but also hold when one replaces the hadron states with parton states. This is in the sense that the perturbatively calculable parts in factorizations do not depend on hadrons and are completely determined by hard scattering of partons. In other words the perturbatively calculable parts or hard parts can be extracted if we replace

hadronic states with partonic states to calculate ingredients in factorizations. This fact can be illustrated by the typical example of the factorization in DIS, where one can use a parton state to calculate the structure functions and parton distribution functions to extract the hard part. Because at the leading twist of the factorization only one parton is struck, a parton state with a single parton is enough for doing this. QCD factorizations can also be understood from the point of view of effective theories where a factorization is understood as a matching procedure of operators of full QCD into operators of an effective theory. The matching coefficients are the perturbatively calculable parts. The matching procedure is done with parton states, where one requires matrix elements of full QCD operators with partonic states to be the same of operators of an effective theory with the same partonic states multiplied with matching coefficients.

There are distinct differences between two factorization approaches for SSA. In the approach of collinear factorization, the nonperturbative effects responsible for SSA are represented by twist-3 matrix elements[2, 3, 4, 5], or called ETQS matrix elements. These twist-3 matrix elements only contain the effect of spin-flip interactions. The nonzero absorptive part or T -odd effect is generated by poles of parton propagators in hard scattering. Applications of the collinear factorization for SSA can be found in [6, 7]. In the approach of TMD factorization, the nonperturbative effects responsible for SSA are represented by matrix elements containing T -odd- and spin-flip effects. These matrix elements are the so-called Sivers[8]- and Collins[9] functions. So far TMD factorization has been studied carefully in [10, 11, 12, 13, 14] only for physical quantities which do not contain T -odd effects. In these studies the factorization is examined by replacing hadrons with partons and it shows that TMD parton distributions entering the factorization can be defined with QCD operators consistently. For SSA as T -odd effect intensive efforts has been spent to study how to consistently define or interpret Sivers function as a parton distribution which is gauge invariant and contains initial- or final state interactions[9, 15, 16, 17, 18]. Through these studies consistent definitions of these distributions or fragmentation functions which contain T -odd effects can be given. With Sivers functions SSA has been studied extensively [19, 20, 21, 22, 23]. The TMD factorization is expected to hold at low transverse momentum region. It is interesting to note that for SIDIS and Drell-Yan both approaches are applicable for certain kinematic region and it can be shown that the two approaches are equivalent[24, 25].

The two factorization approaches for SSA are derived rather formally in the sense that one works with a diagram expansion involving hadrons, where one separates diagrams involving hadrons into a parton-scattering part and hadronic parts. The hadronic parts are characterized by various parton density matrices of hadrons. With the expansion the perturbative coefficients in the two factorizations are then determined at the leading order of α_s . As discussed in the above, the two factorizations should also hold when hadrons are replaced with partons, i.e., the perturbative coefficients extracted with partonic states should be the same as those derived with the diagram expansion at hadron level. It should be emphasized for a correct collinear factorization of SSA that the relevant structure function calculated with a parton state should be reproduced from the factorization formula by using the twist-3 matrix element calculated with the same parton state, even if the parton state may be simple so that one can not derive the complete hard part in the factorization. This is because the hard part should not depend on hadrons and hence it should also not depend on the parton states which is used to replace the hadrons. The same also holds for the TMD factorization. This will be discussed in detail when we give all results.

We have examined the two approaches of factorization with partonic states for SSA in Drell-Yan processes[26] and SIDIS[27], where we have replaced the transversely polarized hadron with a quark. In order to have helicity-flip effect at parton level, the quark can not be taken as massless. We give the quark a small mass m and calculate every element in the two factorizations to examine them. Although the calculation is done at leading order, but it is nontrivial because absorptive parts of amplitudes are

needed. It is well known that SSA involved with a massive quark is proportional to the quark mass m [28, 29]. SSA's calculated in [26, 27] are also proportional to m . The derived perturbative coefficients in the factorization formulas do not depend on the quark mass m , because the twist-3 matrix element and the Sivers function in the corresponding factorization are also proportional to the quark mass m . Our results show that the formally derived TMD factorization for SSA holds at parton level, while the perturbative coefficient extracted from partonic results in the collinear factorization is different than that in the formally derived collinear factorization. In other word, the SSA calculated with the parton state can not be reproduced with the formally derived collinear factorization by using the twist-3 matrix element calculated with the same parton state. The collinear factorization can be derived with the massive parton state at leading but nontrivial order of α_s , but the leading order result of the twist-3 matrix element responsible for SSA is U.V. divergent and calls for renormalization. The collinear factorization is then derived by interpreting the renormalization scale μ as an effective cutoff for the observed transverse momentum. This may be unsatisfied and may bring some problems at higher orders of α_s .

The purpose of the current work is to study the two factorizations with massless partons. We first construct a simple parton state of two components to replace the transversely polarized hadron. One component consists of one quark, another consists of one quark and one gluon. With this simple state one can calculate SSA and nonperturbative matrix elements for extracting perturbative coefficient functions in the two factorizations for SSA. In order to show that the simple parton state is enough to extract the perturbative coefficient functions, we also construct a more complicated parton state with many components. The obtained results with the complicated parton state are the same with the simple parton state. With massless partons we confirm all factorization results in our previous works[26, 27] where a single massive quark for the replacement. We establish a modified relation between the twist-3 matrix element and the first k_\perp -moment of Sivers function. The relation has been derived before in [18, 35], where the problem of U.V. subtractions has not been considered.

Our work is organized as the following: In Sect.2 we construct a partonic state which is suitable to study SSA at parton level with massless partons. Then we derive the leading order result of the twist-3 matrix element with the partonic state. This result shows how the correlation between spins of partons generates helicity-flip effect even if the partons are massless. In Sect. 3 we give detailed results for SSA in Drell-Yan processes with the parton states and derive the collinear factorization, which is the same as derived in [26] with massive partons. In Sect. 4 we study Sivers function with the parton state and derive TMD factorization with our partonic results. In Sect.5 the relation between the twist-3 matrix element and the first k_\perp -moment of Sivers function is addressed. Sect.6 is our summary.

2. Partonic State and Twist-3 Matrix Element

Before we construct the suitable partonic state with massless partons to study SSA, we recall some standard descriptions of spin-1/2 systems from text books. We consider a system $|n[\lambda]\rangle$ with the total spin 1/2. The system can consist of more than one partons. Its helicity is given by $\lambda = \pm$. Now we consider a forward scattering of the system through some operator \mathcal{O} . The transition amplitude is given as:

$$\mathcal{M}_{\lambda_2\lambda_1} = \langle n[\lambda_2]|\mathcal{O}|n[\lambda_1]\rangle. \quad (1)$$

The system moves in the z -direction. We use $\lambda_{1,2} = \pm$ to denote the helicity of the initial- and final state, respectively. The transition amplitude in the helicity space is 2×2 matrix and can be expanded as:

$$\mathcal{M}_{\lambda_2\lambda_1} = \left[a + \vec{b} \cdot \vec{\sigma} \right]_{\lambda_2\lambda_1} \quad (2)$$

with $\sigma^i (i = 1, 2, 3)$ are Pauli matrices. The spin of the system can also be described by a spin vector $s^\mu = (s^0, \vec{s})$ with $s^2 = -1$. The two descriptions are equivalent because the transition amplitude characterized by the vector s can be written with the same coefficient a and the same vector \vec{b} in Eq.(2):

$$\mathcal{M}(s) = [a + \vec{b} \cdot \vec{s}]. \quad (3)$$

Single spin azimuthal asymmetries can in general appear if the non-diagonal part of \mathcal{M} of certain operators in the helicity space, i.e., $\mathcal{M}_{+,-,-+}$ are nonzero, or, the transverse part of the vector \vec{b} , i.e., b^1 and b^2 , nonzero.

In this work we will use the light-cone coordinate system, in which a vector a^μ is expressed as $a^\mu = (a^+, a^-, \vec{a}_\perp) = ((a^0 + a^3)/\sqrt{2}, (a^0 - a^3)/\sqrt{2}, a^1, a^2)$ and $a_\perp^2 = (a^1)^2 + (a^2)^2$. In the light-cone coordinate system we introduce two light-cone vectors: $n^\mu = (0, 1, 0, 0)$ and $l^\mu = (1, 0, 0, 0)$. We define the totally antisymmetric tensor in the transverse space as $\epsilon_\perp^{\mu\nu} = \epsilon^{\alpha\beta\mu\nu} l_\alpha n_\beta$ with $\epsilon^{0123} = 1$.

We consider the partonic state with massless partons:

$$|P[\lambda]\rangle = |q(p, \lambda_q)[\lambda]\rangle + c_1 |q(p_1, \lambda_q)g(k, \lambda_g)[\lambda]\rangle, \quad (4)$$

with the momentum specified as:

$$p^\mu = P^\mu = (P^+, 0, 0, 0), \quad p_1^\mu = x_0 P^\mu, \quad k^\mu = (1 - x_0) p^\mu = \bar{x}_0 p^\mu. \quad (5)$$

The state of the system is a superposition of a single quark state and a quark-gluon state. Because we will replace for our purpose an initial hadron with the partonic state, all partons in the state is in the in-state. The state has the helicity λ and the total momentum P . The single quark state has the same helicity $\lambda_q = \lambda$. For the qg -state, the total helicity is the sum $\lambda = \lambda_q + \lambda_g$. The q -state and qg -state carries the same color index i_c as given by

$$|q(p, \lambda_q)\rangle = b_{i_c}^\dagger(p, \lambda_q)|0\rangle, \quad |q(p_1, \lambda_q)g(k, \lambda_g)\rangle = T_{j_c i_c}^a b_{j_c}^\dagger(p_1, \lambda_q) a_a^\dagger(k, \lambda_g)|0\rangle, \quad (6)$$

where b_i^\dagger is the quark creation operator with i as the color index, a_a^\dagger is the gluon creation operator with a as the color index. c_1 is taken as a real number. We take $c_1 = 1$ for simplicity. Since the quark is massless, the non-diagonal part of the transition amplitude in Eq.(1) calculated in perturbative theory of QCD will obtain contributions only from the interference between the single quark- and the quark-gluon state:

$$\begin{aligned} \mathcal{M}_{+-} &= \langle q(p, +)[+] | \mathcal{O} | q(p_1, +)g(k, -)[-] \rangle + \langle q(p_1, -)g(k, +)[+] | \mathcal{O} | q(p, -)[-] \rangle, \\ \mathcal{M}_{-+} &= \langle q(p, -)[-] | \mathcal{O} | q(p_1, -)g(k, +)[+] \rangle + \langle q(p_1, +)g(k, -)[-] | \mathcal{O} | q(p, +)[+] \rangle. \end{aligned} \quad (7)$$

In the above the helicity of the quark is not flipped and the color of the state is summed, i.e., the color index i_c given in Eq.(6) is summed in Eq.(7). It is clear from Eq.(7) that for SSA one needs to study the forward scattering of the qg -state into the q -state and the q -state into the qg -state.

Now we consider the twist-3 matrix element relevant to SSA. The definition with a transversely polarized hadron state is:

$$\begin{aligned} T_F(x_1, x_2) \epsilon_\perp^{\mu\nu} s_{\perp\nu} &= \frac{g_s}{2} \int \frac{dy_1 dy_2}{4\pi} e^{-iy_2(x_2 - x_1)P^+ - iy_1 x_1 P^+} \\ &\cdot \{ \langle P, \vec{s}_\perp | \bar{\psi}(y_1 n) \gamma^+ G^{+\mu}(y_2 n) \psi(0) | P, \vec{s}_\perp \rangle - (\vec{s}_\perp \rightarrow -\vec{s}_\perp) \}. \end{aligned} \quad (8)$$

In the above we have suppressed the gauge links along direction n between operators. These gauge links make the definition gauge invariant. If we replace the hadronic state with the state $|P[\lambda]\rangle$ we can calculate T_F perturbatively. With the definition we can find the operator for the transition in Eq.(1) as:

$$\mathcal{O}^\mu = g_s \int \frac{dy_1 dy_2}{4\pi} e^{-iy_2(x_2-x_1)P^+ - iy_1 x_1 P^+} \bar{\psi}(y_1 n) \gamma^+ G^{+\mu}(y_2 n) \psi(0). \quad (9)$$

It is straightforward to calculate the non-diagonal part of the transition amplitude at leading order of α_s . We have:

$$\begin{aligned} \mathcal{M}_{+-}^\mu &= ig_s \pi \sqrt{x_0} (N_c^2 - 1) (x_2 - x_1) [\delta(1 - x_1) \delta(x_2 - x_0) \epsilon^\mu(-) + \delta(1 - x_2) \delta(x_1 - x_0) \epsilon^{*\mu}(+)], \\ \mathcal{M}_{-+}^\mu &= ig_s \pi \sqrt{x_0} (N_c^2 - 1) (x_2 - x_1) [\delta(1 - x_1) \delta(x_2 - x_0) \epsilon^\mu(+) + \delta(1 - x_2) \delta(x_1 - x_0) \epsilon^{*\mu}(-)], \end{aligned} \quad (10)$$

where $\epsilon^\mu(\pm)$ is the polarization vector of the gluon. Using the representation of the polarization vector of the gluon moving in the z -direction:

$$\epsilon^\mu(+) = -\frac{1}{\sqrt{2}}(0, 0, 1, i), \quad \epsilon^\mu(-) = \frac{1}{\sqrt{2}}(0, 0, 1, -i), \quad \epsilon^{*\mu}(+) = -\epsilon^\mu(-), \quad (11)$$

we can express the non-diagonal part with $\vec{\sigma}_\perp = (\sigma^1, \sigma^2)$ in a matrix form in the 2×2 helicity space:

$$\mathcal{M}^\mu = -g_s \pi \sqrt{\frac{x_0}{2}} (N_c^2 - 1) (x_2 - x_1) \epsilon_\perp^{\mu i} \sigma_\perp^i [\delta(1 - x_1) \delta(x_2 - x_0) - \delta(1 - x_2) \delta(x_1 - x_0)], \quad (12)$$

Therefore we have the nonzero twist-3 matrix element of our partonic state at leading order of α_s :

$$T_F(x_1, x_2) = g_s \pi \sqrt{\frac{x_0}{2}} (N_c^2 - 1) (x_2 - x_1) [\delta(1 - x_1) \delta(x_2 - x_0) - \delta(1 - x_2) \delta(x_1 - x_0)]. \quad (13)$$

This gives an example showing how the effect of helicity flip is generated by the correlation between the spin of a massless quark and that of a gluon. We note here at leading order $T_F(x, x) = 0$ and also that $T_F(x_1, x_2)/(x_2 - x_1)$ is approaching to zero with x_2 approaching x_1 . It should be noted that there is no proof in QCD to show $T_F(x, x) = 0$ or $T_F(x, x) \neq 0$. With our partonic state we have $T_F(x, x) = 0$ at tree-level. At one-loop level $T_F(x, x)$ becomes nonzero, as we will show.

One can use the above partonic state to calculate Sivers function and SSA of any processes at parton level to verify the two factorizations. However, one may have the doubt if the partonic state in Eq.(4) is too simple to obtain complete results, or if misleading results are obtained with the simple partonic state. To address this one can construct a more general partonic state with $\lambda = \pm 1/2$ to verify the two factorizations. For this purpose we consider here a more general parton state, a state of one quark combined with any number of gluons.

We first introduce the following states which only consist of gluons:

$$\begin{aligned} |\{g(x_i, \lambda_g)\}_n, \{g(\tilde{x}_i, -\lambda_g)\}_n\rangle &= C_{[n,n]}^{a_1 \dots a_n, b_1 \dots b_n} a_{a_1}^\dagger(k_1, \lambda_g) \dots a_{a_n}^\dagger(k_n, \lambda_g) \\ &\quad \cdot a_{b_1}^\dagger(\tilde{k}_1, -\lambda_g) \dots a_{b_n}^\dagger(\tilde{k}_n, -\lambda_g) |0\rangle, \\ |\{g(x_i, \lambda_g)\}_{n+1}^{[b]}, \{g(\tilde{x}_i, -\lambda_g)\}_n\rangle &= C_{[n+1,n]}^{b, a_1 \dots a_{n+1}, b_1 \dots b_n} a_{a_1}^\dagger(k_1, \lambda_g) \dots a_{a_{n+1}}^\dagger(k_{n+1}, \lambda_g) \\ &\quad \cdot a_{b_1}^\dagger(\tilde{k}_1, -\lambda_g) \dots a_{b_n}^\dagger(\tilde{k}_n, -\lambda_g) |0\rangle, \\ |\{g(x_i, \lambda_g)\}_{n+1}^{[ab,j]}, \{g(\tilde{x}_i, -\lambda_g)\}_n\rangle &= \delta^{aa_j} C_{[n+1,n]}^{b, a_1 \dots a_{n+1}, b_1 \dots b_n} a_{a_1}^\dagger(k_1, \lambda_g) \dots a_{a_{j-1}}^\dagger(k_{j-1}, \lambda_g) \\ &\quad \cdot a_{a_{j+1}}^\dagger(k_{j+1}, \lambda_g) \dots a_{a_n}^\dagger(k_n, \lambda_g) a_{a_{n+1}}^\dagger(k_{n+1}, \lambda_g) \\ &\quad \cdot a_{b_1}^\dagger(\tilde{k}_1, -\lambda_g) \dots a_{b_n}^\dagger(\tilde{k}_n, -\lambda_g) |0\rangle. \end{aligned} \quad (14)$$

The first gluonic state consists of n -gluons with the helicity λ_g and n -gluons with the helicity $-\lambda_g$. The second state consists of $n + 1$ -gluons with the helicity λ_g and n -gluons with the helicity $-\lambda_g$. The third state is obtained from the second state by taking out the j -th gluon with the helicity λ_g . The colors of gluons in these states are combined with the wave function C 's in the color space. Then we introduce states by adding one quark into the first two gluonic states:

$$\begin{aligned} |q(x_0, \lambda)\{g(x_i, -\lambda_g)\}_{n+1}\{g(\tilde{x}_i, \lambda_g)\}_n [\lambda']\rangle &= T_{j_c i_c}^b b_{j_c}^\dagger(p_0, \lambda)|\{g(x_i, \lambda_g)\}_{n+1}, \{g(\tilde{x}_i, -\lambda_g)\}_n^{[b]}\rangle, \\ |q(x_0, \lambda)\{g(x_i, -\lambda_g)\}_n\{g(\tilde{x}_i, \lambda_g)\}_n [\lambda']\rangle &= b_{i_c}^\dagger(p_0, \lambda)|\{g(x_i, \lambda_g)\}_n, \{g(\tilde{x}_i, -\lambda_g)\}_n\rangle. \end{aligned} \quad (15)$$

In the above states all partons have the momenta:

$$p_0^\mu = (x_0 P^+, 0, 0, 0), \quad k_i^\mu = (x_i P^+, 0, 0, 0), \quad \tilde{k}_i^\mu = (\tilde{x}_i P^+, 0, 0, 0). \quad (16)$$

A general parton state with the total helicity $\lambda = \pm 1/2$ and the total momentum $(P^+, 0, 0, 0)$ can be constructed as:

$$\begin{aligned} |P[\lambda]\rangle &= \sum_{n=0} \int_{[n,n]}^{[z]} \phi_{[n,n]}(z_i, \tilde{z}_i) |q(z_0, \lambda), \{g(z_i, -2\lambda)\}_n, \{g(\tilde{z}_i, 2\lambda)\}_n, [\lambda]\rangle \\ &+ \sum_{n=0} \int_{[n+1,n]}^{[z]} \phi_{[n+1,n]}(z_i, \tilde{z}_i) |q(z_0, -\lambda), \{g(z_i, 2\lambda)\}_{n+1}, \{g(\tilde{z}_i, -2\lambda)\}_n, [\lambda]\rangle, \end{aligned} \quad (17)$$

where momentum fractions of partons are integrated denoted by the notation:

$$\int_{[n,m]}^{[z]} = \int_0^1 \prod_{i=0}^n dz_i \prod_{j=1}^m d\tilde{z}_j \delta(1 - \sum_{i=0}^n z_i - \sum_{j=1}^m \tilde{z}_j). \quad (18)$$

The wave functions $\phi_{[n,m]}$ with $n \neq 0$ and $m \neq 0$ are arbitrary. The wave function $\phi_{[0,0]}$ is fixed as $\phi_{[0,0]} = 1$ corresponding to a single quark state. In order to have SSA generated through the absorptive part of scattering amplitudes, we take these wave functions as real. It is easy to see if we take the following wave functions:

$$\phi_{[1,0]}(z_0, z_1) = \delta(z_0 - x_0), \quad \phi_{[n,m]} = 0, \quad \text{for } n > 1 \text{ or } m > 0, \quad (19)$$

the general parton state in Eq.(17) is reduced to the simple one in Eq.(4).

With the general parton state we can calculate the twist-3 matrix element. The result is

$$\begin{aligned} T_F(x_1, x_2) &= g_s \pi(x_2 - x_1) \sum_{n=0}^{n+1} \sum_{j=1} \int_{[n,n]}^{[z]} \int_{[n+1,n]}^{[y]} \phi_{[n,n]}(z_i, \tilde{z}_i) \sqrt{\frac{z_0 y_0}{2}} \phi_{[n+1,n]}(y_i, \tilde{y}_i) \left\{ \delta(x_2 - y_0) \delta(x_1 - z_0) \right. \\ &\left. - \delta(x_1 - y_0) \delta(x_2 - z_0) \right\} \cdot \langle \{g(z_i, -)\}_n, \{g(\tilde{z}_i, +)\}_n | \{g(y_i, -)\}_{n+1}^{[aa,j]}, \{g(\tilde{y}_i, +)\}_n \rangle + \dots. \end{aligned} \quad (20)$$

In the above the matrix elements of gluonic states in the second line are at tree-level, they are proportional to δ -functions of momenta and color factors. For the j -th term in the sum of the above we have from the momentum conservation:

$$\sum_i \tilde{z}_i = \sum_i \tilde{y}_i, \quad \sum_{i \neq j} y_i = \sum_i z_i, \quad z_0 = y_0 + y_j. \quad (21)$$

Because the total spin of the general parton state is not fixed, a direct calculation with the operator in Eq.(9) will give an additional contribution to T_F represented with \dots in the above. This additional contribution can be easily identified as the transition amplitude of the state with the total spin $S > 1/2$, because the additional contribution is from the transition amplitudes like $\langle q(z_0, -)|\mathcal{O}|q(y_0, -)g(\tilde{y}_j, -)\rangle$, where the qg -state has the helicity $\lambda = 3/2$. Therefore, we do not need to consider this contribution.

If we take the wave functions as those given in Eq.(19), the result of T_F in Eq.(13) is reproduced from T_F in Eq.(20). A consistent factorization of SSA implies that the perturbative coefficient function, which is extracted with the above T_F from SSA calculated with the general partonic state, will not depend on the detail of the partonic state, i.e., the wave functions $\phi_{[n,m]}$ in Eq.(17) and the color wave functions C' s in Eq.(14). As we will see in the next section, the extracted perturbative coefficient function with the general partonic state of Eq.(17) indeed does not depend on wave functions as expected and it is the same as that extracted with the simple partonic of Eq.(4). The reason for this is that at leading twist of the collinear factorization of SSA only three partons, i.e., two quarks with one gluon in cut diagrams of SSA are active or enter hard scattering. Therefore, the perturbative coefficient function can be determined by the simple partonic state in Eq.(4) completely. This is similar to the case of DIS at leading twist, where only two partons are active in cut diagrams of DIS or enter hard scattering. Hence, it is enough with a single-parton state to extract the perturbative coefficient function in the factorization of DIS.

It should be noted that our analysis in this work with a general partonic state like that in Eq.(17) has some similarities to these works in [30, 31] in different perspectives. In [30] a hadron is represented by its various light-cone components with hadronic wave functions. With the representation the standard Parton Distribution Function(PDF) is calculated in terms of these wave functions for the purpose to study the relation between scale evolutions of wave functions and of PDF's. If one uses the same representation to calculate the standard DIS, one can extract the perturbative coefficient function of the factorization of the standard DIS. In [31] one represents a hadron with its various light-cone components associated with hadronic wave functions to study nonforward PDF's in deeply virtual Compton Scattering(DVCS). The nonforward PDF's are then represented in terms of hadronic wave functions. Again, one can also use the representation to calculate DVCS for extracting the perturbative coefficient function in the factorization of DVCS. In both cases one will find that the extracted perturbative coefficient functions are the same as those extracted with a single parton state, because in these two cases only two partons are active or entering hard scattering. Slight differences exist between these works of [30, 31] and ours. In [30, 31] the wave functions are those of a real hadron, while our wave functions are arbitrary. But this makes no difference in extracting perturbative coefficient functions. The wave functions in [30, 31] have k_\perp -dependence, i.e., the partons also carry transverse momenta. But these transverse momenta should be much smaller than the scale in the hard scattering and should be neglected in the hard scattering for a factorization at leading twist. This also implies that there will be no difference to set $k_\perp = 0$ before or after a relevant calculation to extract perturbative coefficient functions. We will discuss this in more detail later.

Our study with the simple parton state in Eq.(4) has also certain similarity to the one-loop study of the structure function g_2 or g_T of DIS in [32, 33, 34]. In these studies there is an interesting problem of how to identify operators to define nonperturbative correlation functions. At tree-level it is straightforward to obtain a factorized form for g_2 in terms of a quark-quark correlation function which contains one bad component of the quark field. However, this factorized form can not be consistent because the bad components of quark fields are not dynamically independent. The bad components can be eliminated through the equation of motion and the factorized form can be re-expressed in terms of field correlation functions only with good components. In this way, g_2 is actually factorized in terms of a quark-gluon correlation function, which is similar to T_F in Eq.(8). In our case such a problem does not exist because

all field correlation functions for SSA do not contain any bad component of fields. After identifying the correct operators for g_2 one can then study the one-loop correlation of g_2 where one essentially has to study the forward Compton scattering of one parton to one parton, two to one and one to two partons. This is similar as we take the simple parton state in Eq.(4) to study factorizations of SSA, indicated by Eq.(7).

3. SSA in Drell-Yan Processes and Its Collinear Factorization

We consider the Drell-Yan process:

$$h_A(P_A, s_\perp) + h_B(P_B) \rightarrow \gamma^*(q) + X \rightarrow \ell^- + \ell^+ + X, \quad (22)$$

where h_A is a spin-1/2 polarized hadron with the transverse spin-vector s_\perp . We take a light-cone coordinate system in which the momenta and the spin are :

$$P_{A,B}^\mu = (P_{A,B}^+, P_{A,B}^-, 0, 0), \quad s_\perp^\mu = (0, 0, \vec{s}_\perp). \quad (23)$$

h_A moves in the z -direction, i.e., P_A^+ is the large component. The spin of h_B is not observed. The invariant mass of the observed lepton pair is $Q^2 = q^2$. The relevant hadronic tensor is defined as:

$$W^{\mu\nu} = \sum_X \int \frac{d^4x}{(2\pi)^4} e^{iq \cdot x} \langle h_A(P_A, s_\perp) h_B(P_B) | \bar{q}(0) \gamma^\nu q(0) | X \rangle \langle X | \bar{q}(x) \gamma^\mu q(x) | h_B(P_B) h_A(P_A, s_\perp) \rangle, \quad (24)$$

and the differential cross-section is determined by the hadronic tensor as:

$$\frac{d\sigma}{dQ^2 d^2q_\perp dq^+ dq^-} = \frac{4\pi\alpha_{em}^2 Q_q^2}{3SQ^2} \delta(q^2 - Q^2) \left(\frac{q_\mu q_\nu}{q^2} - g_{\mu\nu} \right) W^{\mu\nu}, \quad S = 2P_A^+ P_B^-. \quad (25)$$

We are interested in the kinematical region where $q_\perp^2 \ll Q^2$. The hadronic tensor at leading twist accuracy has the structure:

$$\begin{aligned} W^{\mu\nu} &= -g_\perp^{\mu\nu} W_U^{(1)} + \left(g_\perp^{\mu\nu} - 2 \frac{q_\perp^\mu q_\perp^\nu}{q_\perp^2} \right) W_U^{(2)} \\ &\quad - g_\perp^{\mu\nu} \epsilon_\perp^{\alpha\beta} s_{\perp\alpha} q_{\perp\beta} W_T^{(1)} + \left(s_{\perp\alpha} \epsilon_\perp^{\alpha\mu} q_\perp^\nu + s_{\perp\alpha} \epsilon_\perp^{\alpha\nu} q_\perp^\mu - g_\perp^{\mu\nu} \epsilon_\perp^{\alpha\beta} s_{\perp\alpha} q_{\perp\beta} \right) W_T^{(2)} \\ &\quad + q_{\perp\alpha} \left(\epsilon_\perp^{\alpha\mu} q_\perp^\nu + \epsilon_\perp^{\alpha\nu} q_\perp^\mu \right) \vec{q}_\perp \cdot \vec{s}_\perp W_T^{(3)} + \dots \end{aligned} \quad (26)$$

In the above, we only give the tensor structures symmetric in $\mu\nu$. $W_T^{(i)}$ ($i = 1, 2, 3$) represent T -odd effect related to the spin. $W_U^{(1,2)}$ are responsible for unpolarized cross-sections. $W_T^{(1)}$ contributes to SSA in the region $q_\perp^2 \ll Q^2$ which we will study. All structure functions depend on the kinematical variables $x = q^+/P_A^+$, $y = q^-/P_B^-$ and q_\perp .

To study the collinear factorization of $W_T^{(1)}$ we replace the hadron h_A with the state $|P[\lambda]\rangle$ in Eq. (4) and the hadron h_B with an antiquark \bar{q} with the momentum $\bar{p}^\mu = (0, \bar{p}^-, 0, 0)$. The spin of \bar{q} is averaged. Then we calculate $W_T^{(1)}$ and try to factorize it as a convolution of T_F , the antiquark distribution $\bar{q}(z)$ and a perturbative coefficient function \mathcal{H} . By the definition of $W_T^{(1)}$ one can identify the operator for the transition amplitude in Eq.(1). In order to have a nonzero q_\perp the intermediate state X must contain at least one gluon. To generate SSA one needs to have a nonzero absorptive part. At leading order of α_s a nonzero absorptive can only arises in the amplitude $P + \bar{q} \rightarrow \gamma^* + g$. The absorptive part of the amplitude

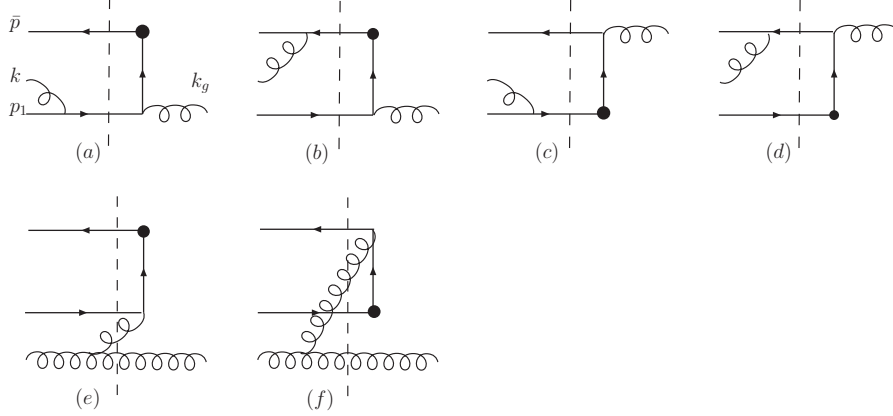


Figure 1: Cut diagrams for the absorptive part of the amplitude $P + \bar{q} \rightarrow \gamma^* + g$. The black dot is for the insertion of the electromagnetic current, the broken line is for the cut.

$P + \bar{q} \rightarrow \gamma^* + g$ can be represented by two sets of cut diagrams, which are given in Fig.1 and Fig.3. A nonzero SSA is obtained through the interference of the absorptive part of the amplitude $P + \bar{q} \rightarrow \gamma^* + g$ with the tree level amplitude of $q + \bar{q} \rightarrow \gamma^* + g$, the later is given by the diagrams in Fig.2.

At first look some diagrams in Fig.1 are dangerous, because in these diagrams like Fig.1a and Fig.1c one particle absorbs a collinear particle and it will give divergent contributions in the massless limit. We note that the diagrams in Fig.1 with or without cuts must exist because of gauge invariance. It is easy to find that the nonzero absorptive part from cut diagrams in Fig.1 only arise if the initial gluon has zero momentum, i.e., $k^+ = 0$. However, a massless particle state can not be defined with zero momentum. In our case, a zero-momentum gluon can not be distinguished from the quark, the quark combined with the zero-momentum gluon should be taken as one quark state. We define our partonic state in Eq.(4) with $k^+ \neq 0$. Therefore, we do not need to consider the absorptive parts from Fig.1. However, it is interesting to explore in more detail why there are no absorptive parts from Fig.1..

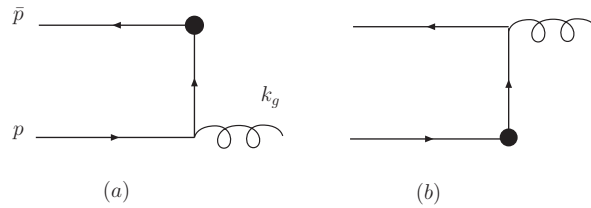


Figure 2: Diagrams for the amplitude $q + \bar{q} \rightarrow \gamma^* + g$. The black dot is for the insertion of the electromagnetic current.

Taking Fig.1b as an example, the absorptive part is proportional to

$$\bar{v}(\bar{p})\gamma \cdot \epsilon(\lambda_g)\text{Abs} \left[\frac{\gamma \cdot (-\bar{p} - k)}{(-\bar{p} - k)^2 + i\varepsilon} \right] = -i\frac{\pi}{\bar{p}^-}\delta(k^+)\bar{v}(\bar{p})\gamma \cdot \epsilon(\lambda_g)\gamma \cdot (-\bar{p} - k). \quad (27)$$

Using the polarization vector given in Eq.(16) and $\bar{v}(\bar{p})\gamma \cdot \bar{p} = 0$, one finds that the above is proportional to $k^+\delta(k^+)$. Hence the absorptive part of Fig.1b is zero. For Fig.1a, there is some problem because one

always has $(p_1 + k)^2 = 0$. However, we can give to the quark a small mass and calculate the absorptive part first. With the massive quark, we have $p_1^\mu = (p_1^+, p_1^-, 0, 0)$ and $(p_1 + k)^2 = 2k^+p_1^- + m^2$. The absorptive part is then proportional to

$$\text{Abs} \left[\frac{\gamma \cdot (p_1 + k) + m}{(p_1 + k)^2 - m^2 + i\varepsilon} \right] \gamma \cdot \epsilon(\lambda_g) u(p_1) = -i \frac{\pi}{p_1^-} \delta(k^+) (\gamma \cdot (p_1 + k) + m) \gamma \cdot \epsilon(\lambda_g) u(p_1). \quad (28)$$

By using $(\gamma \cdot p_1 - m)u(p_1) = 0$ one finds again that the absorptive part of Fig.1a is proportional to $k^+ \delta(k^+)$ and hence it is zero. One can also consider the case that the massless quark and gluon have a relative transverse momentum k_\perp . The total transverse momentum of the quark and gluon is zero. In this case one easily finds that the cut diagram Fig. 1a gives no contribution. Similarly, one finds that the absorptive part from Fig.1c and Fig.1d are zero. However, we find that the absorptive part from Fig.1e and Fig.1f are nonzero with $k^+ = 0$. But as discussed before, we should take the partonic state with $k^+ \neq 0$. Hence the absorptive part from Fig.1 is always zero. In the collinear factorization derived formally, $W_T^{(1)}$ receives a piece of contributions as a convolution with $T_F(x, x)$, called as soft-pole contribution, and a piece of contributions as a convolution of $T_F(x_1, x_2)$, called hard-pole contribution. The soft pole contributions at parton level at the order we consider correspond actually to the contributions from Fig.1. From the above discussion and also the result $T_F(x, x) = 0$ in the last section we can conclude that the soft pole contributions will not exist at leading order of α_s . We will come back to this issue later.

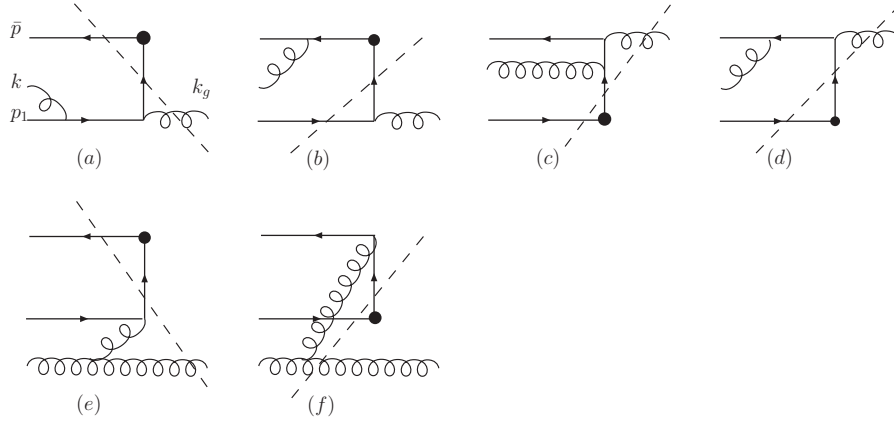


Figure 3: Cut diagrams for the absorptive part of the amplitude $P + \bar{q} \rightarrow \gamma^* + g$. The black dot is for the insertion of the electromagnetic current, the broken line is for the cut.

We now study the contributions from Fig.3. Actually, Fig.3a, Fig.3b and Fig.3e are also soft-pole contributions, because they can be nonzero only if $k_g^- = 0$. But it is not possible to have $k_g^- = 0$ since the gluon has a nonzero transverse momentum $\vec{k}_{g\perp} = -\vec{q}_\perp \neq 0$. So we have only three diagrams to consider. It is straightforward to obtain the absorptive part from these diagrams. By cutting the diagrams one should take care about that an extra minus sign is associated with the insertion of the electromagnetic current.

Taking the interference of Fig.3f with the complex conjugated Fig.2a as an example, denoted as $\mathcal{T}^{\mu\nu}|_{fa}$, which is the transition amplitude of $\bar{q}(\bar{p}) + q(p_1, \lambda_q) + g(k, \lambda_g) \rightarrow \bar{q}(\bar{p}) + q(p, \lambda_q)$, we have

$$\mathcal{T}^{\mu\nu}|_{fa} = -\frac{\pi g_s^3}{2N_c} \int \frac{d^4 k_g}{(2\pi)^4} (2\pi) \delta(k_g^2) \delta^4(p + \bar{p} - q - k_g) \delta((\bar{p} + k - k_g)^2) \frac{1}{(k - k_g)^2 (p - k_g)^2}$$

$$\begin{aligned}
& \cdot \left\{ f^{abc} \bar{u}(p, \lambda_q) T^b \gamma^\alpha \gamma \cdot (p - k_g) \gamma^\nu \gamma \cdot \bar{p} \gamma^\rho T^c \gamma \cdot (k_g - k - \bar{p}) \gamma^\mu T^a u(p_1, \lambda_q) \right. \\
& \cdot \left. \left[(k + k_g)_\rho \epsilon_\alpha(\lambda_g) + (-2k_g + k) \cdot \epsilon(\lambda_g) g_{\rho\alpha} + (k_g - 2k)_\alpha \epsilon_\rho(\lambda_g) \right] \right\}, \tag{29}
\end{aligned}$$

where we take the spin- and color average of the initial antiquark. Here we take the opportunity to correct a sign error in our previous work. In [26, 27] the absorptive parts of amplitudes have been identified with a wrong sign. Therefore, a minus sign should be added to the results for Sivers functions and structure functions for SSA, where an absorptive part is involved. A minus sign should also be added to the corresponding formulas in the collinear factorization for SSA. In the limit $q_\perp^2 \ll Q^2$, the contribution comes from when the gluon in the intermediate state is almost collinear to the quark, i.e., $k_g^+ \gg k_g^-$. Therefore we have for the on-shell condition for the quark crossing the cut in Fig.3f:

$$\delta((\bar{p} + k - k_g)^2) \approx \frac{1}{2\bar{p}^-} \delta(k^+ - k_g^+), \quad k_g^- = \frac{q_\perp^2}{2k_g^+}. \tag{30}$$

Expanding $\mathcal{T}^{\mu\nu}|_{fa}$ in the limit $q_\perp^2 \ll Q^2$ we obtain the leading contribution:

$$\begin{aligned}
\mathcal{T}^{\mu\nu}|_{fa} &= g_\perp^{\mu\nu} \frac{g_s \alpha_s}{8\pi} (N_c^2 - 1) \frac{1}{(q_\perp^2)^2} (1 - x_0) \sqrt{x_0} \delta(x - x_0) \delta(1 - y) \left(\frac{1}{1 - x} \right)_+ \\
&\cdot \left[i \vec{q}_\perp \cdot \vec{\epsilon}(\lambda_g) (1 + x_0) - \lambda_q (1 - x_0) \epsilon_\perp^{ij} \epsilon^i(\lambda_g) q_\perp^j \right] + \dots \\
q^+ &= xp^+, \quad q^- = y\bar{p}^-. \tag{31}
\end{aligned}$$

The \dots in the second line represents non-leading terms in q_\perp . From this result one can derive the contribution from the interference between Fig.3f and Fig.2a to $W^{\mu\nu}$ in the helicity basis as a 2×2 matrix according to Eq.(10) at leading order of α_s and in the limit $q_\perp^2 \ll Q^2$:

$$\begin{aligned}
W^{\mu\nu}|_{fa} &= g_\perp^{\mu\nu} \epsilon_\perp^{ij} \sigma_\perp^i q_\perp^j \frac{g_s \alpha_s}{4\pi} (N_c^2 - 1) \frac{1}{(q_\perp^2)^2} (1 - x_0) x_0 \sqrt{2x_0} \delta(x - x_0) \delta(1 - y) \left(\frac{1}{1 - x} \right)_+ \\
&+ \text{diagonal part.} \tag{32}
\end{aligned}$$

One can extract $W_T^{(1)}$ from the above result. For other diagrams we can perform the expansion in small q_\perp as outlined in [26]. We find that the contributions from other three diagrams are power-suppressed by q_\perp in comparison with $W^{\mu\nu}|_{fa}$. Therefore we have our final result for the total $W_T^{(1)}$:

$$W_T^{(1)}(x, y, q_\perp) = -\frac{g_s \alpha_s}{4\pi} (N_c^2 - 1) \frac{1}{(q_\perp^2)^2} (1 - x_0) x_0 \sqrt{2x_0} \delta(x - x_0) \delta(1 - y) \left(\frac{1}{1 - x} \right)_+. \tag{33}$$

Using our result of $T_F(x_1, x_2)$ in the last section and the leading order result of the antiquark distribution

$$\bar{q}(x) = \delta(1 - x) \tag{34}$$

we can derive the following factorization formula:

$$\begin{aligned}
W_T^{(1)}(x, y, q_\perp) &= \frac{\alpha_s}{2\pi^2 (q_\perp^2)^2} \int_x^1 \frac{dy_1}{y_1} \int_y^1 \frac{dy_2}{y_2} \bar{q}(y_2) T_F(x, y_1) \mathcal{H}(x/y_1, y/y_2), \\
\mathcal{H}(\xi_1, \xi_2) &= \delta(1 - \xi_2) \frac{\xi_1}{(1 - \xi_1)_+} + \mathcal{O}(\alpha_s). \tag{35}
\end{aligned}$$

This verifies the result in [26], where the above factorization formula is verified with a finite quark mass at leading order of α_s . Beside the sign problem mentioned after Eq.(29), a slight modification to the factorization formula in [26] is introduced here. In [26] the factor $\xi_1 = x/y_1$ in the numerator of the above \mathcal{H} has been identified as x . This modification has no effect if we use our partonic result to test the factorization, because after the integration over y_1 with T_F given in Eq.(13) one has $y_1 = 1$. We note that the above result of \mathcal{H} is different than that of the factorization formula derived formally in the collinear factorization approach in [24]. Using the factorization formula in [24] instead of that in Eq.(35) and $T_F(x_1, x_2)$ in Eq.(13) with the parton state, the partonic $W_T^{(1)}$ in Eq.(33) can not be obtained.

The above results are obtained with the simple partonic state in Eq.(4). One may think that the qg -state in Eq.(4) may be effectively taken as one valence quark. For the contributions from diagrams of Fig.1a, Fig.1c and Fig.2a, it is true that the qg -state can be taken as one valence quark, because the quark q combined with the gluon g enters the hard scattering. But these diagrams give no contribution to the considered $W_T^{(1)}$. For other diagrams, especially, Fig.3f, which is the only one contributing to $W_T^{(1)}$, the qg -state can not be taken as one valence quark, because the quark and the gluon participate in the hard scattering separately.

With the more general partonic state in Eq.(17), one can obtain the structure function $W_T^{(1)}$ in a straightforward way. We have:

$$\begin{aligned}
W_T^{(1)}(x, y, q_\perp) &= -\frac{g_s \alpha_s}{4\pi} N_c \frac{1}{(q_\perp^2)^2} \sum_{n=0}^{n+1} \sum_{j=1} \int_{[n,n]}^{[z]} \int_{[n+1,n]}^{[y]} \phi_{[n,n]}(z_i, \tilde{z}_i) \phi_{[n+1,n]}(y_i, \tilde{y}_i) \\
&\cdot (z_0 - y_0) \frac{y_0}{z_0} \sqrt{2z_0 y_0} \delta(x - y_0) \delta(1 - y) \left(\frac{1}{z_0 - x} \right)_+ \\
&\cdot \langle \{g(z_i, -)\}_n, \{g(\tilde{z}_i, +)\}_n | \{g(y_i, -)\}_{n+1}^{[aa,j]}, \{g(\tilde{y}_i, +)\}_n \rangle.
\end{aligned} \tag{36}$$

With this result compared with T_F calculated with the partonic state we find the same factorized result as that in Eq.(35). We observe that each term in the sum for $W_T^{(1)}$ in the above is reproduced with the corresponding term in the sum for $T_F(x_1, x_2)$ in Eq.(20) by using the factorization formula in Eq.(35). The reproduction must happen in this way because the wave functions $\phi_{[n,m]}$ are taken as arbitrary functions and the hard part \mathcal{H} should not depend on the used parton state and hence on hadrons. This also implies that the structure function $W_T^{(1)}$ calculated with any arbitrary parton state should be reproduced with the factorization formula by using T_F calculated with the same parton state. One should note here that the wave functions must be zero if any of x_i or \tilde{x}_i is zero, because one can not define an asymptotic state with zero momentum. The partons in our general parton state in Eq.(17) have only +-momenta. One can also construct partonic states with partons which have transverse momenta k_\perp . The wave functions in this case will also depend on k_\perp . In calculation of $W_T^{(1)}$ with such a parton state one has to take the limit $k_\perp \ll q_\perp \ll Q$. The obtained result will be the same as we set $k_\perp = 0$ at the beginning here, because at parton level the hard scattering amplitude will not depend on k_\perp in the limit. In the subsequent sections we will only use our simple parton state in Eq.(4).

Before ending this section we briefly discuss why the soft pole contribution appears in the collinear factorization derived formally. In the formal approach one works directly with the hadronic tensor in Eq.(24) and divide diagrams contributing to the tensor into three parts: One part consists only of partons, and other two parts can be defined as various parton density matrices of the two initial hadrons, respectively. To illustrate the appearance of the soft pole contributions clearly, we take the light-cone gauge $n \cdot G = 0$. In the first step of the derivation one has the multi-parton density matrix for the

polarized hadron:

$$\Gamma_{ji}(k_1, k_2) = \int \frac{d^4 y_1 d^4 y_2}{(2\pi)^8} e^{-iy_2 \cdot (k_2 - k_1) - iy_1 \cdot k_1} \langle P_A, s_\perp | \bar{\psi}_i(y_1) G^\mu(y_2) \psi_j(0) | P_A, s_\perp \rangle. \quad (37)$$

The momentum $k_2 - k_1$ is carried by the gluon entering the parton scattering. Then one makes a collinear expansion for the density matrix:

$$\begin{aligned} \Gamma_{ji}(k_1, k_2) &= \frac{1}{4} [\gamma^-]_{ij} \delta(k_1^-) \delta(k_2^-) \delta^2(\vec{k}_{1\perp}) \delta^2(\vec{k}_{2\perp}) \int \frac{dy_1^- dy_2^-}{(2\pi)^2} e^{-iy_2^- (k_2^+ - k_1^+) - iy_1^- k_1^+} \\ &\quad \cdot \langle P_A, s_\perp | \bar{\psi}(y_1^- n) \gamma^+ G_\perp^\mu(y_2^- n) \psi(0) | P_A, s_\perp \rangle + \dots, \end{aligned} \quad (38)$$

where \dots stand for irrelevant terms. Assuming the above is nonzero, especially nonzero at $k_1^+ - k_2^+ = 0$, and combining a factor $k_1^+ - k_2^+$ from the part of parton scattering, e.g., the factor $k^+ = k_1^+ - k_2^+$ in the contribution of Fig.1b, one can write the gauge field G_\perp^μ in the above as the field strength tensor $G^{+\mu}$. At the end, one finds the soft pole contribution with $k_1^+ - k_2^+ = 0$ or, e.g., $k^+ = 0$ in Fig.1b. However, if we use our parton state to calculate the above density matrix, one finds that it is zero at $k_1^+ - k_2^+ = 0$, as indicated by T_F in Eq.(13) with $x_1 = x_2$. Our partonic $W_T^{(1)}$ at leading order of α_s does not contain any soft pole contribution. This is also in the correspondence of $T_F(x, x) = 0$ at the leading order. Therefore, with our partonic results the soft-pole contributions in the collinear factorization derived formally can not be identified. Beside this, Our partonic $W_T^{(1)}$ can not be reproduced with our partonic $T_F(x_1, x_2)$ by using the collinear factorization formula derived at hadron level.

We have also performed calculations of the structure function $F_T^{(1)}$ for SSA in SIDIS, the same factorization form is obtained by replacing corresponding quantities. This confirms our previous result with a massive quark state in [27].

4. Siverson Function and TMD Factorization

In the TMD factorization the nonperturbative quantity responsible for SSA is the Siverson function. In this section we perform a calculation with our partonic states to derive the TMD factorization formula for SSA in Drell-Yan processes. To define the Siverson function with QCD operators we introduce a gauge link along the direction u with $u^\mu = (u^+, u^-, 0, 0)$:

$$L_u(-\infty, z) = \left[P \exp \left(-ig_s \int_{-\infty}^0 d\lambda u \cdot G(\lambda u + z) \right) \right]^\dagger. \quad (39)$$

The Siverson function relevant for Drell-Yan process is defined in the limit $u^+ \ll u^-$:

$$\begin{aligned} q_\perp(x, p_\perp) \varepsilon_\perp^{\mu\nu} s_{\perp\mu} p_{\perp\nu} &= \frac{1}{4} \int \frac{dz^- d^2 z_\perp}{(2\pi)^3} e^{-ixP^+ z^- + i\vec{p}_\perp \cdot \vec{z}_\perp} \\ &\quad \cdot \left\{ \langle P, \vec{s}_\perp | \bar{\psi}(z) L_u^\dagger(-\infty, z) \gamma^+ L_u(-\infty, 0) \psi(0) | P, \vec{s}_\perp \rangle - (\vec{s}_\perp \rightarrow -\vec{s}_\perp) \right\}, \end{aligned} \quad (40)$$

with $z^\mu = (0, z^-, \vec{z}_\perp)$. Beside the renormalization scale μ , the Siverson function also depends on the parameter $\zeta^2 = 4(u \cdot P)^2 / u^2$. With the partonic state in Eq.(4) we can calculate the function. As discussed before, we will not consider the so called soft pole contribution because $k^+ \neq 0$ in the partonic state. At leading order we have contributions from the diagrams in Fig.4.

By taking the cut in Fig.4a to Fig.4f one should keep in mind that the gauge link represents a particle moving from $t = -\infty$ and the energy flow along the gauge link is from the right to the left. Also, an

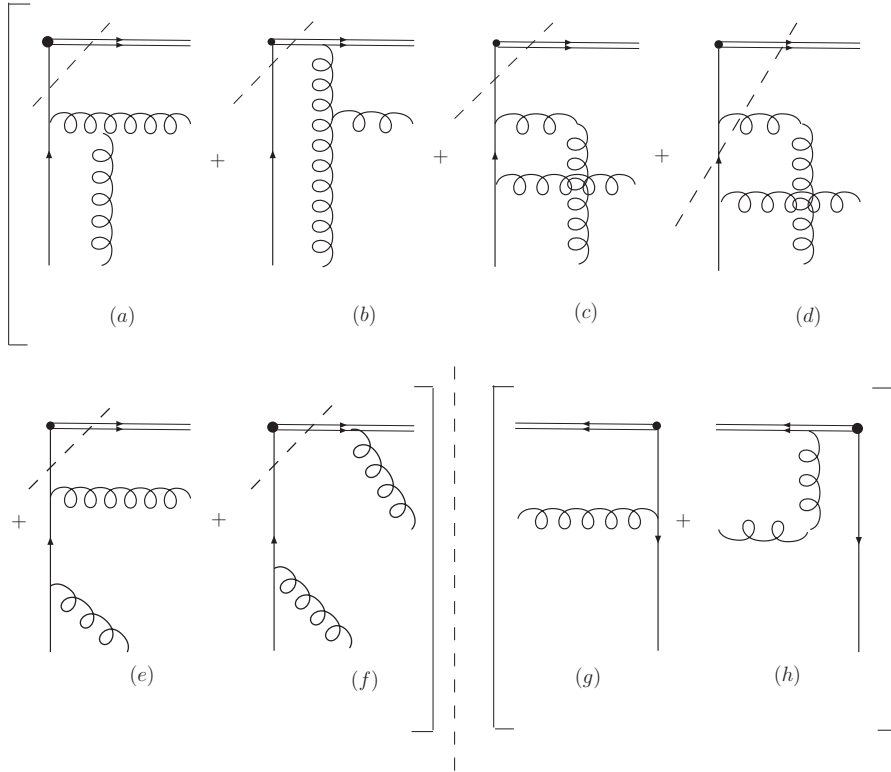


Figure 4: The diagrams for the transition amplitude $q(p_1, \lambda_q) + g(k, \lambda_g) \rightarrow q(p_1, \lambda_q)$ with the operator for Sivers function. the broken line is for the cut.

extra minus sign associated the joining vertex of the gauge link and the quark line should be taken into account[26]. Although we have given possible cut for each diagram, but not every diagram can give nonzero contribution. E.g., the cut in Fig.4f requires in the limit $u^+ \rightarrow 0$ that the plus component of the momentum carried by the gluon in the intermediate state must be zero. This is not possible for the finite p_\perp . Therefore, there is no contribution from Fig.4f at the leading order. Similarly, we find that the contributions from Fig.4a, Fig.4c, Fig.4d and Fig.4e are zero. The only nonzero contribution comes from the interference of Fig.4b with Fig.4g. It is straightforward to calculate the non-diagonal part of the transition amplitude and to obtain Sivers function. We have:

$$q_\perp(x, p_\perp) = -\frac{g_s \alpha_s}{4\pi(p_\perp^2)^2} N_c (N_c^2 - 1) x_0 \sqrt{2x_0} \delta(x - x_0). \quad (41)$$

Using the leading order result for the TMD parton distribution of the antiquark

$$\bar{q}(z, k_\perp) = \delta(1 - z) \delta^2(\vec{k}_\perp) \quad (42)$$

and the result $W_T^{(1)}$ given in Eq.(33), we can derive the TMD factorization for $W_T^{(1)}$ as

$$\begin{aligned} W_T^{(1)}(z_1, z_2, q_\perp) &= \frac{1}{N_c} \int d^2 k_{1\perp} d^2 k_{2\perp} \frac{\vec{q}_\perp \cdot \vec{k}_{1\perp}}{q_\perp^2} q_\perp(z_1, k_{1\perp}) \bar{q}(z_2, k_{2\perp}) \delta^2(\vec{k}_{1\perp} + \vec{k}_{2\perp} - \vec{q}_\perp) H, \\ H &= 1 + \mathcal{O}(\alpha_s). \end{aligned} \quad (43)$$

This result is in agreement with that verified by using massive parton state[27] and that derived formally. Beyond tree-level, a soft factor should be implemented for a complete factorization.

5. $T_F(x, x)$ and Its Relation to Sivers Function

Starting from the definitions of the twist-3 matrix element and Sivers function, one can formally derive a relation between $T_F(x, x)$ and the first k_\perp -moment of $q_\perp(x, k_\perp)$ by invoking discrete symmetries. The relation is[18, 35]:

$$T_F(x, x) = \int d^2 k_\perp k_\perp^2 q_\perp(x, k_\perp). \quad (44)$$

In deriving the relation one assumes that $q_\perp(x, k_\perp)$ will decrease to 0 rapidly with $k_\perp \rightarrow \infty$. This assumption implies that one discards the U.V. subtraction of the integral, i.e., the renormalization issue. Substituting our $q_\perp(x, k_\perp)$ in Eq.(41) one sees clearly that the integral has an U.V. divergence. In our previous work[26] we have made an attempt to modify the relation by taking the U.V. subtraction into account, where we have introduced

$$\tilde{q}_\perp(x, b) = \int d^2 k_\perp e^{i\vec{k}_\perp \cdot \vec{b}} k_\perp^2 q_\perp(x, k_\perp) \quad (45)$$

to make the integral convergent in the large k_\perp -region. But with massive parton state we failed to establish a relation between $\tilde{q}_\perp(x, b)$ and $T_F(x, x)$. From previous studies of TMD factorization for unpolarized cases [10, 11, 12, 13] it can be expected in general that certain perturbative relations exist between parton distributions functions in collinear factorization and the corresponding parton distributions entering TMD factorization. The failure may indicate certain problems when one uses massive parton states to study problems of SSA. In this section, we will use our partonic state with massless partons to tackle the problem.

We have already seen that $T_F(x, x)$ is zero at tree-level. To obtain nonzero $T_F(x_1, x_2)$ at $x_1 = x_2 = x$, one has to consider it at the next-to-leading order. At the next-to-leading order there are too many diagrams because of gauge links between the operators in the definition of T_F . To reduce the number of diagrams we take the light-cone gauge $n \cdot G = 0$ so that all gauge links becomes unit. In this gauge the gluon propagator reads:

$$\frac{-i}{q^2 + i\varepsilon} \left(g^{\mu\nu} - \frac{q^\mu n^\nu + q^\nu n^\mu}{n \cdot q} \right). \quad (46)$$

In the light-cone gauge one needs in principle to give a prescription for the $n \cdot q$ in the denominator of the propagator. However, it is irrelevant here, because we will not perform any loop integration in the +-component. We will use the same partonic state as in Eq.(4) to calculate the helicity flip amplitude to extract $T_F(x, x)$. In the light-cone gauge the leading contributions to $T_F(x, x)$ are given by the diagrams in Fig.5. In the representation of contributions with diagrams, we do not take the representation of cut diagrams. We take the representation with the product of operators in the definition of T_F as a T-order product. The two representations are equivalent[36].

As mentioned in Section 3, there will be some problem if one deals diagrams in which two collinear particles are combined into a divergent propagator. Here we encounter the same problem with Fig.5c, Fig.5e, Fig.5f and Fig.5h. We will give the quark a small mass m to regularize the divergent propagator and set $m = 0$ in our final result. In fact, these diagrams do not bring any trouble as we will see.

We first consider the contribution from Fig.5b. For $T_F(x_1, x_2)$ with $x_1 = x_2$ we find that its contribution is proportional to the integral

$$\int \frac{dq^-}{2\pi} \frac{1}{(p_1 - q)^2 + i\varepsilon} \cdot \frac{1}{q^2 + i\varepsilon} = 0 \quad (47)$$

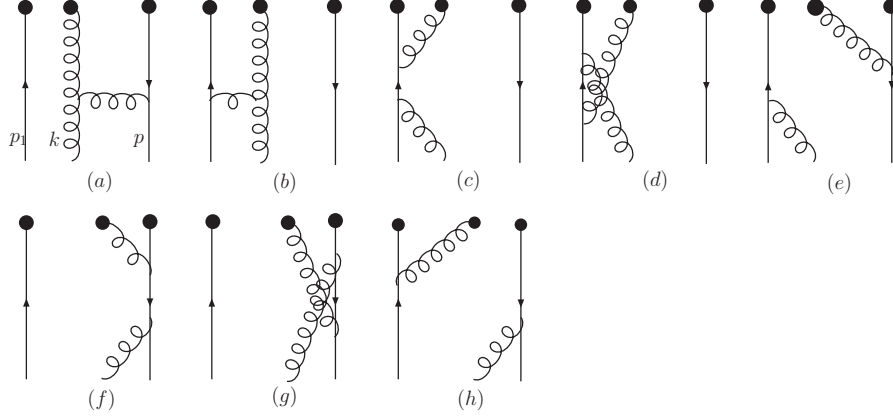


Figure 5: The leading diagrams for $T_F(x, x)$ in the gauge $n \cdot G = 0$. The black dots represent inserting field operators appearing in the definition of $T_F(x_1, x_2)$.

where q is the momentum of the gluon exchanged between the quark- and gluon line. q^+ is fixed as $q^+ = -k^+$ because $x_1 = x_2$. With the fixed q^+ one finds that the above integral is zero. Hence Fig.5b will not contribute to $T_F(x, x)$. Because of the same reason, Fig.5d and Fig.5g will also give no contributions to $T_F(x, x)$. For Fig.5e with arbitrary x_1 and x_2 the contribution is proportional to the integral

$$\int \frac{d^2 q_\perp}{(2\pi)^2} \frac{q_\perp^\mu}{q^2 + i\varepsilon} \cdot \frac{1}{(p - q)^2 + i\varepsilon} = 0. \quad (48)$$

The integral is zero because of the rotation covariance in the transverse space. With the similar reason one finds that Fig.5c, Fig.5f and Fig.5h do not contribute to $T_F(x_1, x_2)$. Therefore, only Fig.5a gives nonzero contribution to $T_F(x, x)$. In the calculation we will have U.V.- and collinear divergence. We use dimensional regularization by taking the dimension of the transverse space as $2 - \epsilon$ to regularize the divergences. We obtain then:

$$T_F(x, x, \mu) = -\frac{g_s \alpha_s}{4} N_c (N_c^2 - 1) x_0 \sqrt{2x_0} \delta(x - x_0) \left[-\left(\frac{2}{\epsilon} - \gamma + \ln 4\pi\right) + \ln \frac{\mu^2}{\mu_c^2} \right]. \quad (49)$$

In the above we have subtracted the U.V. pole and introduced the renormalization scale μ . The remaining pole is a collinear divergence with its corresponding scale μ_c .

Taking our result of $q_\perp(x, k_\perp)$ in the last section we obtain:

$$\tilde{q}_\perp(x, b) = -\frac{g_s \alpha_s}{4} N_c (N_c^2 - 1) x_0 \sqrt{2x_0} \delta(x - x_0) \left[-\left(\frac{2}{\epsilon} - \gamma + \ln 4\pi\right) - \ln \frac{b^2 e^{2\gamma} \mu_c^2}{4} \right], \quad (50)$$

where the pole is for a collinear divergence. Comparing the above results, we find that $T_F(x, x)$ and $\tilde{q}_\perp(x, b)$ contain the same long distance effect represented by the collinear divergence. Hence a relation between them can be established. With our results we get:

$$T_F(x, x, \mu) \Big|_{\mu = \frac{2e^{-\gamma}}{b}} = \tilde{q}_\perp(x, b) + \mathcal{O}(\alpha_s). \quad (51)$$

This result is in certain sense of factorization, where $T_F(x, x)$ and $\tilde{q}_\perp(x, b)$ have the same nonperturbative effects represented by the collinear divergence, and the difference is a perturbative effect. It will be interesting to study the relation at higher orders of α_s .

6. Summary

There are two factorization approaches for SSA. The factorization formulas in different approaches are formally derived with the diagram expansion at hadron level, where one separates diagrams involving hadrons into a parton-scattering part and hadronic parts. The hadronic parts involve hadronic states and are characterized by various parton density matrices of hadrons. If these factorization hold, they also hold when one replaces hadronic states with partonic states, because any proved factorization is a general property of QCD's Green functions and the perturbatively calculable parts do not depend on hadrons. On the other hand, it is also important to examine any factorization with partonic states and eventually to prove the factorization. It is a nontrivial task to examine factorizations for SSA at parton level, because one must have helicity-flip and nonzero absorptive parts of scattering amplitudes to generate SSA and the helicity of a massless quark in QCD is conserved.

With the motivation discussed in detail in the introduction, we have made a first step to examine these factorization approaches for SSA in [26, 27], where we have used single massive-quark state to replace the transversely-polarized hadron. The nonzero mass is responsible for the needed helicity-flip. By examining all elements in the factorizations we have found that the formally derived TMD factorization holds at our parton level, while the formally derived collinear factorization has the perturbative coefficient function different than that derived from our partonic results.

In this work, we construct a simple- and complicated parton states which consists massless partons and are suitable for studying factorization approaches for SSA. With the constructed partonic states we verify all factorization results in [26, 27] derived with a single massive-parton state. The results obtained with the simple parton state are the same as those with the complicated parton state. Because partons here are massless, our work gives an example how the correlation between spins of parton can change the helicity of a state. With our results we have established the relation between the twist-3 matrix element $T_F(x, x)$ and the first k_\perp -moment of Sivers function by taking U.V. subtraction into account.

With our results presented here, we have found that the perturbative coefficient in the collinear factorization of SSA is different that derived in a formal way, i.e., with the diagram expansion involving hadrons. Some reasons for the difference have been discussed in Sec. 3.. The difference indicates that a further study of the collinear factorization for SSA is needed.

Having examined the two factorization approaches with the constructed parton states at leading but nontrivial order of α_s , one can study higher order corrections in the two factorizations. We notice that recently parts of evolutions of twist-3 matrix elements have been derived[37, 38]. With our partonic state it is straightforward to derive complete evolutions of twist-3 matrix elements. Such a study is under the way.

Acknowledgments

We thank Prof. Y. Liao for an interesting discussion. This work is supported by National Nature Science Foundation of P.R. China((No. 10721063,10575126).

References

- [1] U. D'Alesio and F. Murgia, Prog. Part. Nucl. Phys. **61** (2008) 394, e-Print: arXiv:0712.4328 [hep-ph].
- [2] J.W. Qiu and G. Sterman, Phys. Rev. Lett **67** (1991) 2264, Nucl. Phys. B378 (1992) 52, Phys. Rev. D59 (1998) 014004.
- [3] A.V. Efremov and O.V. Teryaev, Sov. J. Nucl. Phys. **36** 1982 1, Phys. Lett. B150 (1985) 383.
- [4] Y. Kanazawa and Y. Koike, Phys. Lett. B478 (2000) 121, Phys.Rev. D64 (2001) 034019.
- [5] H. Eguchi, Y. Koike and K. Tanaka, Nucl. Phys. B752 (2006) 1, e-Print: hep-ph/0604003, Nucl. Phys. B763 (2007) 198, e-Print: hep-ph/0610314.
- [6] J.W. Qiu, W. Vogelsang and F. Yuan, Phys. Lett. B650 (2007) 373, e-Print: arXiv:0704.1153, Phys. Rev. D76 (2007) 074029, e-Print: arXiv:0706.1196, Z.-B Kang and J.W Qiu, Phys.Rev. D78 (2008) 034005, e-Print: arXiv:0806.1970.
- [7] F. Yuan, Phys. Rev. D78 (2008) 014024, e-Print: arXiv:0801.4357, C.J. Bomhof, P.J. Mulders, W. Vogelsang and F. Yuan, Phys.Rev.D75 (2007) 074019, e-Print: hep-ph/0701277, C. Kouvaris, J.W. Qiu, W. Vogelsang and F. Yuan, Phys.Rev.D74 (2006) 114013, e-Print: hep-ph/0609238, J. Zhou, F. Yuan and Z.T. Liang, e-Print: arXiv:0808.3629, F. Yuan and J. Zhou, e-Print: arXiv:0806.1932.
- [8] D. Sivers, Phys. Rev. D41 (1990) 83, Phys. Rev. D43 (1991) 261.
- [9] J. C. Collins, Nucl. Phys. B396 (1993) 161, Phys. Lett. B536 (2002) 43.
- [10] J.C. Collins and D.E. Soper, Nucl. Phys. B193 (1981) 381, Nucl. Phys. B213 (1983) 545(E), Nucl. Phys. B197 (1982) 446, Nucl. Phys. B194 (1982) 445.
- [11] J.C. Collins, D.E. Soper and G. Sterman, Nucl. Phys. B250 (1985) 199.
- [12] X.D. Ji, J.P. Ma and F. Yuan, Phys. Rev. D71 (2005) 034005, Phys. Lett. B597 (2004) 299.
- [13] X.D. Ji, J.P. Ma and F. Yuan, JHEP 0507:020,2005, hep-ph/0503015
- [14] J.C. Collins and A. Metz, Phys. Rev. Lett. **93** 252001.
- [15] S.J. Brodsky et al., Phys. Rev. D65 (2002) 114025.
- [16] X.D. Ji and F. Yuan, Phys. Lett. B543 (2002) 66, A.V. Belitsky, X.D. Ji and F. Yuan, Nucl. Phys. B656 (2003) 165.
- [17] D. Boer and P. J. Mulders, Phys. Rev. D57 (1998) 5780, P.J. Mulders and R.D. Tangerman, Nucl. Phys. B461 (1996) 197, Nucl. Phys. B484 (1997) 538(E).
- [18] D. Boer, P.J. Mulders and F. Pijlman, Nucl. Phys. B667 (2003) 201.
- [19] M. Anselmino, M. Boglione and F. Murgia, Phys. Lett. B362 (1995) 164; M. Anselmino and F. Murgia, Phys. Lett. B442 (1998) 470; M. Anselmino and F. Murgia, Phys. Lett. B483 (2000) 74; M. Anselmino, U. D'Alesio and F. Murgia, Phys.Rev. D67 (2003) 074010, U. D'Alesio and F. Murgia, Phys. Rev. D70 (2004) 074009, Anselmino, *et al.*, Phys. Rev. D73 (2006) 014020.

- [20] P. J. Mulders and R. D. Tangerman, Nucl. Phys. B461 (1996) 197 [Erratum-ibid. B484 (1997) 538]; D. Boer, Phys. Rev. D60 (1999)014012.
- [21] E. De Sanctis, W.D. Nowak and K.A. Oganesian, Phys. Lett. B483 (2000) 69; V.A. Korotkov, W. D. Nowak and K.A. Oganesian, Eur. Phys. J. C18 (2001) 639; K.A. Oganesian, N.Bianchi, E. De Sanctis and W.D. Nowak, Nucl. Phys. A689 (2001) 784;
- [22] A.V. Efremov, K. Goeke, M. V. Polyakov and D. Urbano, Phys. Lett. B478 (2000) 94; A.V. Efremov, K. Goeke and P. Schweitzer, Eur. Phys. J. C24 (2002) 407, Nucl. Phys. A711 (2002) 84, Phys. Lett. B522 (2001) 37, Phys. Lett. B544 (2002) 389(E), Phys. Lett. B568 (2003) 63.
- [23] B. Q. Ma, I. Schmidt and J. J. Yang, Phys. Rev. D66 (2002) 094001, Phys. Rev. D65 (2002) 034010.
- [24] X.D. Ji, J.W. Qiu, W. Vogelsang and F. Yuan, Phys. Rev. Lett. **97** (2006) 082002, e-Print: hep-ph/0602239, Phys. Rev. D73 (2006) 094017, e-Print: hep-ph/0604023.
- [25] X.D. Ji, J.W. Qiu, W. Vogelsang and F. Yuan, Phys. Lett. B638 (2006) 178, e-Print: hep-ph/0604128, Y. Koike, W. Vogelsang and F. Yuan, Phys. Lett. B659 (2008) 878, e-Print: arXiv:0711.0636.
- [26] J.P. Ma and H.Z. Sang, JHEP 0811:090,2008, e-Print: arXiv:0809.4811 [hep-ph].
- [27] J.P. Ma and H.Z. Sang, Phys. Lett. B676 (2009) 74, e-Print: arXiv:0811.0224 [hep-ph].
- [28] G.L. Kane, J. Pumplin and W. Repko, Phys. Rev. Lett. **41** (1978) 1689.
- [29] W.G.D. Dharmaratna and G.R. Goldstein, Phys. Rev. D41 (1990) 1731, W. Bernreuther, J.P. Ma and T. Schroder, Phys. Lett. B297 (1992) 318, W. Bernreuther, J.P. Ma and B.H.J. McKellar, Phys. Rev. D51 (1995) 2475.
- [30] M. Burkardt, X.-D. Ji and F. Yuan, Phys. Lett. B545 (2002) 345, e-Print: hep-ph/0205272.
- [31] S.J. Brodsky, M. Diehl and D.S. Hwang, Nucl. Phys. B596 (2001) 99, e-Print: hep-ph/0009254.
- [32] X.-D Ji and J. Osborne, Nucl. Phys. B608 (2001) 235, e-Print: hep-ph/0102026.
- [33] A.V. Belitsky, X.-D. Ji, W. Lu and J. Osborne, Phys. Rev. D63 (2001) 094012, e-Print: hep-ph/0007305.
- [34] V.M. Braun, G.P. Korchemsky and A.N. Manashov, Nucl. Phys. B597 (2001) 370, e-Print: hep-ph/0010128
- [35] J.P. Ma and Q. Wang, Eur. Phys. J. C37 (2004) 293-298, hep-ph/0310245.
- [36] R.L. Jaffe, Nucl. Phys. B229 (1983) 205.
- [37] Z.B. Kang and J.W. Qiu, Phys. Rev. D79 (2009)016003, arXiv:0811.3101 [hep-ph].
- [38] J. Zhou, F. Yuan and Z.T. Liang, arXiv:0812.4484[hep-ph].