

NEW NEIGHBORS: PARALLAXES OF 18 NEARBY STARS SELECTED FROM THE LSPM-NORTH CATALOG¹

SÉBASTIEN LÉPINE², JOHN R. THORSTENSEN³, MICHAEL M. SHARA², & R. MICHAEL RICH⁴

To appear in the Astronomical Journal

ABSTRACT

We present astrometric parallaxes for 18 suspected nearby stars selected from the LSPM-north proper motion catalog. Sixteen objects are confirmed to be main sequence M dwarfs within 16 parsecs of the Sun, including three stars (LSPM J0011+5908, LSPM J0330+5413, LSPM J0510+2714) which lie just within the 10 parsec horizon. Two other targets (LSPM J1817+1328, LSPM J2325+1403) are confirmed to be nearby white dwarfs at distances of 14 and 22 parsecs, respectively. One of our targets, the common proper motion pair LSPM J0405+7116E + LSPM J0405+7116W, is revealed to be a triple system, with the western component resolved into a pair of 16th magnitude stars (LSPM J0405+7116W-A and LSPM J0405+7116W-B) with a $0.7 \pm 0.1''$ angular separation. We find two stars (LSPM J1314+1320 and LSPM J1757+7042) to be significantly over-luminous for their colors, and conclude that these may be unresolved doubles/multiples.

Subject headings: astrometry – binaries: visual – stars: distances – stars: low-mass, brown dwarfs – white dwarfs – solar neighborhood

1. INTRODUCTION

The 20th century has seen considerable advances and efforts in triangulating the distances of nearby stars through measurements of their annual parallax. By 1995, over 8,000 stars had been monitored using ground-based telescopes and their distances compiled in the Yale Catalog of Trigonometric Parallaxes (van Altena, Lee, & Hoffleit 1995). The Hipparcos mission has further increased this sample by over an order of magnitudes, obtaining space-based astrometric parallaxes of over 110,000 stars (Perryman 1997). These efforts have been fundamental to modern astronomy, providing reliable absolute magnitudes for most classes of stars, defining the first rung of the cosmic distance ladder, constraining models of stellar structure and evolution, and drawing a 3-D map of star systems in the vicinity of the Sun.

However, the map of the Solar Neighborhood remains fragmentary to this day. The HIPPARCOS catalog lists 150 stars within 10 parsecs, and 1123 stars within 25 parsecs. However, the catalog is complete only to about magnitude $V = 8$, and reaches down only to about $V = 12$. The local stellar field is dominated by low-luminosity red dwarfs (main sequence M dwarfs), which fall beyond the magnitude limit of the Hipparcos catalog. As a comparison the Yale catalog lists 256 stars within 10 parsecs of the Sun, and 2059 stars within 25 parsecs, with most of the additional stars consisting of low-luminosity red dwarfs and white dwarfs. Apart from the low-luminosity companions of Hipparcos stars, identified through common proper motion (Gould & Chanamé 2004; Lépine & Shara 2007), astrometric distances of low-luminosity objects, including brown dwarfs and most red dwarfs and white dwarfs, are still largely depen-

dent on ground-based measurements.

Parallax programs now in operation include the CTIOPI survey, carried out from the SMARTS 1.5-meter and 0.9-meter telescopes in Cerro-Tololo (Jao et al. 2005; Costa et al. 2005, 2006). The survey includes several hundred targets observable from CTIO, most of them high-proper motion stars with photometric and spectroscopic distances placing them within 20 parsecs of the Sun, with an emphasis on very nearby ($d < 10$ pc) objects (Henry et al. 2006). In the northern hemisphere, a smaller parallax program has been carried on at the Allegheny observatory, and parallaxes of 21 nearby stars have recently been reported (Gatewood & Coban 2009). The United States Naval Observatory has also been supporting a parallax program in the past decades, from observations made at the USNO Flagstaff station (Monet et al. 1992; Zacharias et al. 2000; Vrba et al. 2004; Burgasser et al. 2008; Dahn et al. 2008); the program has notably contributed parallaxes for the first representative sample of brown dwarfs (Dahn et al. 2002). The Torino Observatory Parallax Program has also recently contributed data on six white dwarf candidates (Smart et al. 2003) and 22 suspected nearby red dwarfs (Smart et al. 2007). Finally, parallaxes of selected nearby objects have also been reported in recent years by various authors (Hambly et al. 1999; Deacon & Hambly 2001; Thorstensen & Kirkpatrick 2003; Deacon et al. 2005), including parallaxes for 10 nearby T dwarfs (Tinney et al. 2003). Overall, it is a fair assessment that these parallax programs are too modest in scope to keep up with the large numbers of objects which have been identified as probable nearby stars.

As of August 2008, the NStars database⁵ has parallax confirmation for 234 systems within 10 parsecs containing 325 individual stars, and for 2027 systems within 25 parsecs totaling 2629 stars. However, the census remains incomplete to this date. Catalogs of stars with large proper motion still contain thousands of stars which are suspected to be within the Solar neighborhood but for which there is no parallax data. The large catalogs assembled by W.J. Luyten through the 1970s, the LHS and NLTT catalogs (Luyten 1979a,b) are still being mined for nearby star candidates. Re-

¹ Based on observations obtained at the MDM Observatory, operated by Dartmouth College, Columbia University, Ohio State University, the University of Michigan, and Ohio University.

² Department of Astrophysics, Division of Physical Sciences, American Museum of Natural History, Central Park West at 79th Street, New York, NY 10024, USA; lepine,shara@amnh.org

³ Department of Physics and Astronomy, 6127 Wilder Laboratory, Dartmouth College, Hanover, NH 03755-3528; john.thorstensen@dartmouth.edu

⁴ Department of Astrophysics, University of California at Los Angeles, Los Angeles, CA 90095; mnr@astro.ucla.edu

⁵ <http://nstars.nau.edu>

TABLE 1
JOURNAL OF OBSERVATIONS

PM	N_{ref}	N_{meas}	N_{pix}	Epochs
J0011+5908	61	68	48	2005.71(6), 2005.88(12), 2006.64(9), 2006.84(13), 2007.73(8)
J0330+5413	55	87	64	2004.86(6), 2005.71(4), 2005.88(23), 2006.03(8), 2006.63(5), 2006.84(12), 2008.05(6)
J0336+3118	15	36	64	2005.88(11), 2006.04(1), 2006.66(3), 2006.83(14), 2007.08(5), 2007.72(16), 2008.04(6), 2008.14(8)
J0405+7116W	31	53	63	2004.86(7), 2005.20(6), 2005.71(5), 2005.87(13), 2006.04(2), 2006.66(6), 2006.84(10), 2007.07(8), 2008.05(6)
J0439+1615	28	61	57	2004.86(2), 2005.08(6), 2005.21(2), 2005.71(5), 2006.03(5), 2006.66(6), 2006.83(8), 2007.72(13), 2008.04(6), 2008.15(4)
J0510+2714	46	97	71	2004.86(6), 2005.08(11), 2005.20(8), 2005.71(6), 2005.89(13), 2006.04(8), 2006.84(12), 2008.15(7)
J0515+5911	41	77	67	2004.86(6), 2005.08(11), 2005.21(5), 2005.71(7), 2005.88(12), 2006.03(10), 2006.84(10), 2008.05(6)
J0711+4329	24	29	56	2005.31(1), 2005.87(13), 2006.04(8), 2006.20(6), 2006.84(8), 2007.07(12), 2008.14(8)
J1119+4641	9	14	64	2005.09(10), 2005.20(7), 2005.30(10), 2006.05(5), 2006.20(6), 2006.38(6), 2007.08(3), 2007.34(8), 2007.91(5), 2008.14(4)
J1314+1320	14	20	53	2005.21(13), 2006.05(6), 2006.20(4), 2006.38(6), 2007.07(4), 2007.35(8), 2007.48(6), 2008.15(6)
J1428+1356	14	28	24	2005.21(3), 2006.39(8), 2007.34(3), 2007.47(6), 2008.15(4)
J1757+7042	32	58	64	2005.31(7), 2005.48(7), 2005.70(5), 2005.89(6), 2006.38(8), 2006.44(10), 2006.66(7), 2007.34(4), 2007.48(5), 2007.73(5)
J1817+1328	89	115	51	2005.48(6), 2005.70(6), 2006.38(7), 2006.44(10), 2007.34(8), 2007.48(6), 2007.72(8)
J1826+0146	33	49	79	2005.31(7), 2005.49(5), 2005.70(5), 2005.89(14), 2006.37(16), 2006.44(10), 2006.63(8), 2007.34(4), 2007.48(10)
J1839+2952	55	92	52	2005.30(10), 2005.48(7), 2005.70(5), 2006.38(1), 2006.44(10), 2006.63(1), 2007.35(6), 2007.47(9), 2007.73(3)
J1840+7240	36	58	73	2005.48(9), 2005.70(3), 2005.89(3), 2006.38(8), 2006.44(7), 2006.64(4), 2007.34(9), 2007.47(20), 2007.73(4), 2008.47(6)
J1926+2426	104	110	70	2005.49(3), 2005.70(6), 2005.88(8), 2006.37(9), 2006.44(19), 2006.64(10), 2006.84(8), 2007.34(7)
J2325+1403	18	43	46	2004.86(5), 2005.88(13), 2006.63(9), 2006.84(12), 2007.72(7)

NOTE. — Overview of the data included in the parallax solutions. N_{ref} is the number of reference stars used to define the plate solution, N_{meas} is the total number of stars measured, and N_{pix} is the number of images used. The epochs represent different observing runs, and the numbers in parentheses are the number of images included from each run.

cent all-sky proper motion surveys have also added to the bounty, identifying thousands more high proper motion stars that had been overlooked in earlier surveys (Scholz et al. 2002; Hambly et al. 2004; Lépine & Shara 2005; Subasavage et al. 2005; Lépine 2005; Finch et al. 2007; Lépine 2008). The difficulty in selecting nearby stars from proper motion catalogs is to separate the stars whose large proper motion is due to their proximity, from the stars whose large proper motion reflects a large transverse velocity. For this, reliable photometric and/or spectroscopic distances must first be obtained. A host of recent spectroscopic follow-up observations have identified significant numbers of candidate nearby stars (Gizis & Reid 1997; Scholz et al. 2001, 2002, 2004; Scholz, Meusinger, & Jareiss 2005; Henry et al. 2002; Lépine et al. 2003; Lodieu et al. 2005; Reid & Gizis 2005; Crifo et al. 2005; Phan-Bao & Bessel 2006; Reylé et al. 2006; Jahreiss et al. 2008). But the main break in extracting large samples of nearby stars from proper motion catalogs has come from the availability of accurate infrared photometry, from which reliable photometric distances can be obtained from the optical-to-infrared color term (Reid & Cruz 2002; McCaughrean et al. 2002; Reylé et al. 2002; Henry et al. 2004; Reid et al. 2004; Reylé & Robin 2004; Lépine 2005; Reid, Cruz, & Allen 2007). As a result, there are now thousands of stars suspected to be within 25pc of the Sun but for which there is no parallax distance confirmation. *The need for an accurate map of the Solar vicinity thus justifies maintaining existing nearby-star parallax programs, as well as the development of new ones.*

Recently, Thorstensen (2003) has demonstrated the use of the 2.4m Hiltner telescope at MDM observatory to obtain reliable parallaxes at the 1-2 mas accuracy. MDM parallaxes of 6 known nearby stars were found to be similar to USNO parallaxes of the same objects. Parallaxes of 27 relatively distant cataclysmic variables have so far been successfully obtained from MDM (Thorstensen 2003; Thorstensen, Lépine, & Shara 2006, 2008). Based on this

demonstrated success of using the Hiltner telescope for accurate astrometry, we have initiated a program to measure the parallaxes of selected nearby star candidates from the list generated by Lépine (2005).

In this paper, we present the first results of our program, which yield the first parallax determinations for 18 stars predicted to be within 15 parsecs of the Sun. Our astrometric observations are described in §2. We analyze the results in §3, where we also test the accuracy of the photometric distance estimates for low-mass stars. Conclusions follow in §4.

2. OBSERVATIONS

2.1. Target selection

We have observed a subsample of sixteen suspected nearby main sequence M dwarfs, selected from our own list of candidates from the LSPM-north proper motion catalog (Lépine & Shara 2005). The stars all have photometric distances placing them within 15 parsecs of the Sun (Lépine 2005). Several of them have been proposed to be nearby stars in recent years, based on photometric/spectroscopic distance estimates from various authors (see §2.6).

We have also selected from the LSPM-north two new candidate white dwarfs, both suspected to be within 12 parsecs of the Sun based on photometry alone. Their presumed status as white dwarfs is strongly suggested by their location in the reduced proper diagram, where they show up as blue stars of low luminosity.

2.2. Astrometry and photometry

Astrometric imaging was carried out from the 2.4-meter Hiltner telescope at MDM observatory, located on the southwest ridge of Kitt Peak, Arizona. Observations were scheduled in blocks of 4-6 nights, separated by 1-3 months over a period of 3 years. The general program included observations of several classes of targets, including cataclysmic variables, low-mass halo subdwarfs, and our test sample of 18 suspected very nearby stars.

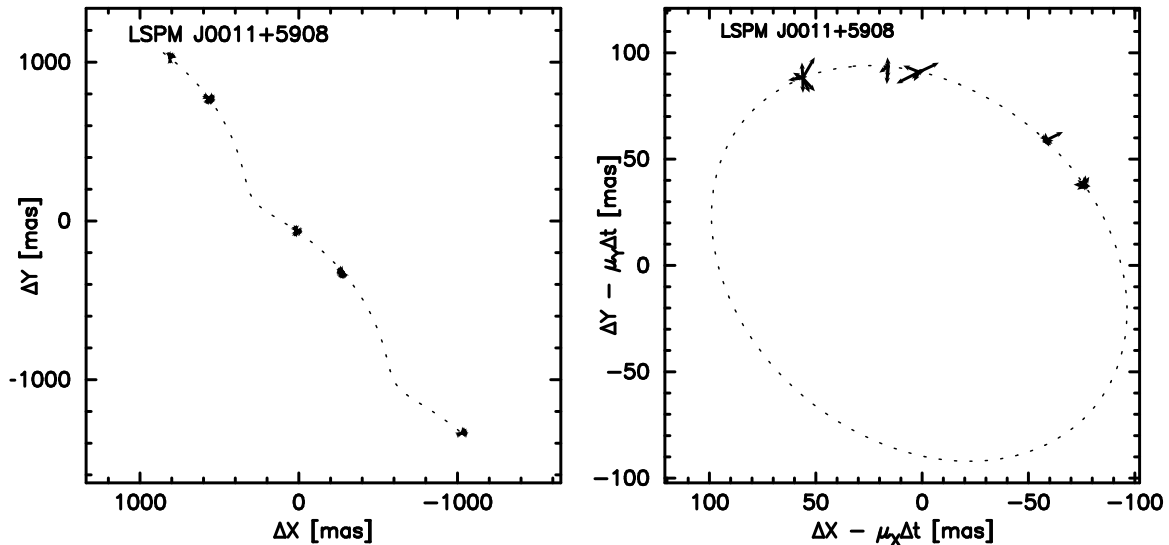


FIG. 1.— Astrometric solution for the star LSPM J0011+5908 based on our five-epoch measurements. Left panel: motion on the plane of the sky, with the dashed line showing the solution for the combined proper motion and parallax. Right panel: fit of the parallactic ellipse, after the proper motion has been subtracted. Each vector shows the residual from the fit for each astrometric measurement; each epoch having several data points. Note that the shape and orientation of the parallactic ellipse is pre-constrained by the star’s position on the sky and is not part of the fit; only the size of the ellipse is fit to the data points and yields the parallax measurement.

Observations were made with the MDM $2K \times 2K$ CCD camera (dubbed “Echelle”). A typical pointing consisted in a series of 5-12 short, 30-60 seconds exposures using either of the I band filter or a 7000\AA narrowband filter, which was used for targets bright enough to saturate the camera in a 30s I-band exposure. An additional exposure in the V band was typically obtained in each visit. Stars were observed within 1 hour of the meridian whenever possible, but sometimes as far as 2 hours. A journal of observations for the 18 nearby star candidates is provided in Table 1 for reference.

Astrometric solutions were determined following the method described and documented in detail in Thorstensen (2003), including the setup of reference objects in the field, corrections for field scale and orientation, and a correction for differential atmospheric refraction. A typical astrometric solution for one of the stars (LSPM J0011+5908) is displayed in Figure 1. The vector root-mean-square centroiding accuracy for well-exposed stars was typically 5 to 7 mas per exposure, as judged from the scatter around the best fits; these residuals are shown in Figure 1 for LSPM J0011+5908. We estimated the parallax errors both from the formal fit errors and from the scatter of the fitted parallaxes of the reference stars.

From our extended sets of CCD images, we also calculated apparent magnitudes in the V and I bands. Photometry was calibrated from observations of a set of photometric standards (Landolt 1992). Most of our fields have photometry from three or more observing runs, with independently derived calibrations. Comparisons between runs indicate that the zero points for the quoted magnitudes and colors should be accurate to < 0.05 mag. Although we observed standard stars that spanned a wide range of color ($0.0 < V-I < 2.0$), most of the program stars are so red ($V-I > 3$) that they required some extrapolation of the color transformation. This can lead to systematic effects that are difficult to estimate reliably, but the good run-to-run reproducibility suggests that the $V-I$ colors of the reddest objects are determined to better than 0.2 mag. Fortunately, 2MASS infrared magnitudes are available for our program objects; the $V-J$ colors are relatively insensitive to small errors in V , and the latter were used to estimate the pho-

tometric distance. Table 2 present our final reduced astrometric and photometric results.

2.3. LSPM J0405+7116: a triple system

Our target list included one known double star: the common proper motion pair composed of the $V=14$ star LSPM J0405+7116E, and its companion the $V=16$ star LSPM J0405+7116W. The two stars have an angular separation of $5''$ on the sky. The system made it into our sample of candidate nearby stars because of the short photometric distance of its secondary, which places it at a distance of only 12.6 ± 0.7 parsecs (Lépine 2005). The primary’s photometry places it at a somewhat longer distance of 14.6 ± 1.2 parsecs.

Our astrometric images revealed that, in fact, LSPM J0405+7116W is itself a visual double, with the two components (LSPM J0405+7116W-A and J0405+7116W-B) separated by $\approx 0.7''$. The system is thus revealed to be a triple. Our best-seeing images ($0.9''$) from October 2006 shows the two stars just barely resolved, with an angular separation $\rho = 0.7 \pm 0.1''$. The south-west component, which is marginally fainter, makes a position angle $\text{pma} = 245^\circ \pm 10^\circ$ on the sky relative to the north-east component. We measure the centroid of the two components in turn to be $5.3 \pm 0.1''$ away from G 221-27, with a position angle $\text{pma} = 240^\circ \pm 4^\circ$.

The three stars are listed in Table 2, with the two “west” components tabulated both individually and as a pair. While we have V and I magnitudes for W-A and W-B, we only have 2MASS J magnitudes for the unresolved pair.

2.4. Spectroscopy

Medium-resolution spectra were obtained for 11 of the targets as part of our ongoing spectroscopic follow-up survey of stars from the LSPM-north proper motion catalogue. Four stars were observed at the Lick observatory with the 3-meter Shane telescope equipped with the KAST dual-channel spectrograph. Three more stars were observed at MDM on the 2.4-meter Hiltner telescope with the MkIII spectrograph. The other four stars were observed at MDM on the 1.3-meter McGraw-Hill telescope, also with the MkIII spectrograph.

TABLE 2
 ASTROMETRIC AND PHOTOMETRIC DATA

LSPM star	other name	α (ICRS)	δ (ICRS)	V_e^1 mag	π_{rel} mas	μ_α mas yr $^{-1}$	μ_δ mas yr $^{-1}$	π_{abs} mas	V mag	$V-I$ mag	$V-J^2$ mag	M_V mag	dist. pc
J0011+5908	...	00 11 31.81	+59 08 39.9	15.87	106.5(0.9)	-901	-1167	108.3(1.4)	15.68	3.67	5.74	15.86	9.23 \pm 0.12
J0330+5413	...	03 30 48.89	+54 13 55.1	16.20	101.8(1.4)	-150	-5	103.8(1.4)	15.96	3.90	5.79	16.04	9.63 \pm 0.13
J0336+3118	...	03 36 08.70	+31 18 39.6	14.52	78.0(2.5)	120	-125	79.6(2.5)	13.72	2.58	4.53	13.22	12.56 \pm 0.39
J0405+7116E	G 221-27	04 05 57.50	+71 16 40.8	14.04	55.7(1.1)	172	-379	57.1(1.2)	14.01	2.87	4.48	12.79	17.51 \pm 0.37
J0405+7116W-A	LP 31-302	04 05 56.55	+71 16 38.2	16.02	...	172	-379	57.1(1.2)	16.03	3.38	5.93	14.82	17.51 \pm 0.37
J0405+7116W-B	172	-379	57.1(1.2)	16.88	3.79	...	15.66	17.51 \pm 0.37
J0439+1615	LHS 1690	04 39 31.63	+16 15 43.0	16.24	85.0(2.0)	-79	-796	86.6(2.5)	15.74	3.60	5.60	15.43	11.55 \pm 0.33
J0510+2714	...	05 10 20.09	+27 14 01.9	17.80	98.9(1.2)	-214	-631	100.7(1.6)	17.29	3.90	6.59	17.30	9.93 \pm 0.16
J0515+5911	...	05 15 30.96	+59 11 17.5	18.44	63.9(1.3)	112	-1003	65.7(1.3)	18.11	4.41	6.79	17.20	15.22 \pm 0.30
J0711+4329	LHS 1901	07 11 11.44	+43 29 58.0	15.87	76.5(1.5)	353	-576	77.8(3.0)	15.90	3.98	5.92	15.36	12.85 \pm 0.50
J1119+4641	LHS 2395	11 19 30.61	+46 41 43.2	16.30	95.6(2.6)	314	-601	97.0(2.6)	15.86	3.78	5.77	15.79	10.31 \pm 0.28
J1314+1320	NLTT 33370	13 14 20.39	+13 20 01.2	15.93	59.8(2.8)	-243	-186	61.0(2.8)	15.83	3.89	6.08	14.76	16.39 \pm 0.75
J1428+1356	LHS 2919	14 28 04.17	+13 56 13.3	18.31	81.9(4.1)	-359	-475	82.8(4.1)	17.65	4.30	6.64	17.24	12.08 \pm 0.60
J1757+7042	LP 44-162	17 57 15.40	+70 42 01.4	18.84	51.5(1.1)	13	328	52.4(1.1)	18.79	4.67	7.34	17.38	19.08 \pm 0.40
J1817+1328	...	18 17 06.50	+13 28 25.0	16.05	69.7(0.8)	-437	-1110	70.3(2.2)	15.90	0.98	1.52	15.13	14.22 \pm 0.24
J1826+0146	NLTT 46476	18 26 16.56	+01 46 20.9	15.91	51.5(1.6)	-144	314	53.5(2.0)	14.94	3.27	4.90	13.59	18.69 \pm 0.70
J1839+2952	LP 335-12	18 39 33.08	+29 52 16.5	17.93	78.3(1.2)	80	-219	79.3(2.0)	18.21	4.61	7.20	17.70	12.61 \pm 0.32
J1840+7240	LP 44-334	18 40 02.39	+72 40 54.1	17.67	58.4(2.0)	-33	189	59.3(2.2)	17.62	4.37	6.65	16.48	16.86 \pm 0.63
J1926+2426	G 185-23	19 26 01.62	+24 26 17.2	15.10	51.3(0.9)	182	104	52.8(1.5)	14.30	3.11	4.68	12.91	18.94 \pm 0.54
J2325+1403	LP 522-46	23 25 19.87	+14 03 39.5	15.84	43.6(1.6)	345	122	44.9(2.0)	16.05	0.95	1.54	14.32	22.27 \pm 0.99

¹ Visual magnitude estimated based on the photographic b , r , and i magnitude from the Palomar Sky Survey plates (Lépine & Shara 2005).

² J band magnitude from the 2MASS All-Sky Catalog on point sources (Skutskie et al. 2006).

Standard reduction of all the spectra was performed with IRAF. Spectra were all wavelength calibrated against NeAr comparison arcs, and flux calibrated based on observations of the NOAO spectrophotometric standards Feige 66, Feige 67, and Feige 110. Spectra from three of the stars (LSPM J0011+5908, LSPM J0510+2714, and LSPM J1817+1328) were published an earlier paper (Lépine et al. 2003) but are presented here again for completeness.

Nine of the stars are confirmed to be late-type M dwarfs, with spectral subtypes between M4.5 and M8.0. Spectral subtypes are determined based of the strength of the CaH, TiO, and VO molecular bands, as described in Lépine et al. (2003). The tenth object, LSPM J1817+1328, is confirmed to be a cool DA white dwarf with a very weak, but detectable, H α absorption line. A blackbody fit of the spectral energy distribution indicates a spectral subtype of DA 10. The reduced spectra are displayed in Figure 2.

We searched the literature for published spectroscopic data on the other 7 systems, and found formal spectral classifications for five of them, including spectral subtypes for LSPM J0405+7116E and for the the (unresolved) pair LSPM J0405+7116W-A and LSPM J0405+7116W-B (Cruz & Reid 2002). All available spectral subtypes are tabulated in Table 3, along with the bibliographical source for the classification.

2.5. X-ray emission and activity

We have examined our spectra for signs of activity, which in M dwarfs is diagnosed by a strong H α line in emission. H α emission was detected in 9 of out targets; equivalent widths are listed in Table 3. Four of the stars have H α equivalent widths in excess of 2 \AA , which qualifies them as active stars.

We further searched for bright X-ray counterparts in the ROSAT All-Sky catalog of point sources (Voges et al. 1999) and ROSAT All-Sky catalog of faint sources (Voges et al. 2000). X-ray sources within 20 arcseconds of our targets were selected as probable counterparts. The search turned up probable X-ray counterparts to five of our target M dwarfs; count rates per second are noted in Table 3. One of the stars

 TABLE 3
 SPECTRAL CLASSIFICATION AND ACTIVITY

LSPM #	sp.type	Ref. ¹	H α EW \AA	X-ray ² counts s $^{-1}$
J0011+5908	M6.5	L09	-0.9	...
J0330+5413	0.0188
J0336+3118	M4.5e	L09	-5.3	0.0737
J0405+7116E	M4.0	CR02
J0405+7116W(A+B)	M5.0e	CR02	-8.9	0.0970
J0439+1615	M5.5e	L09	-2.6	...
J0510+2714	M8.0e	L09	-49.6	0.0648
J0515+5911	M7.5	L09	-0.8	...
J0711+4329	M7.0	L09	-0.7	...
J1119+4641	M5.5	GR97
J1314+1320	M7.0e	L09	-54.1	...
J1428+1356	M7.5e	L09	-1.6	...
J1757+7042	M7.5	G00	-0.9 ³	...
J1817+1328	DA11	L09
J1826+0146	M4.5	L09	-0.4	...
J1839+2952	M6.5	R03
J1840+7240	M6.5	R04
J1926+2426	M4.5e	L09	-2.7	0.0194
J2325+1403	DA10	VK03

¹ Source of the spectral classification: L09 = this paper, CR02 = Cruz & Reid (2002), GR97 = Gizis & Reid (1997), G00 = Gizis et al. (2000), R03 = Reid et al. (2003b), R04 = Reid et al. (2004), VK03 = Vennes & Kawka (2003)

² X-ray count rate from the ROSAT All-Sky catalogs (Voges et al. 1999, 2000).

³ H α equivalent width from Schmidt et al. (2007).

for which we lack spectroscopic data happens to be an X-ray bright source. The ROSAT X-ray count rate for LSPM J0011+5908 is at a level similar to the H α -bright stars. We take this as an indication that LSPM J0011+5908 is also an active M dwarf. We predict that spectroscopic observations should reveal the presence of significant H α emission in that object.

Overall, most of our active objects show only moderate signs of activity, typical of M dwarfs with detected H α emission. The only exception is LSPM J0510+2714, whose H α emission is quite significant.

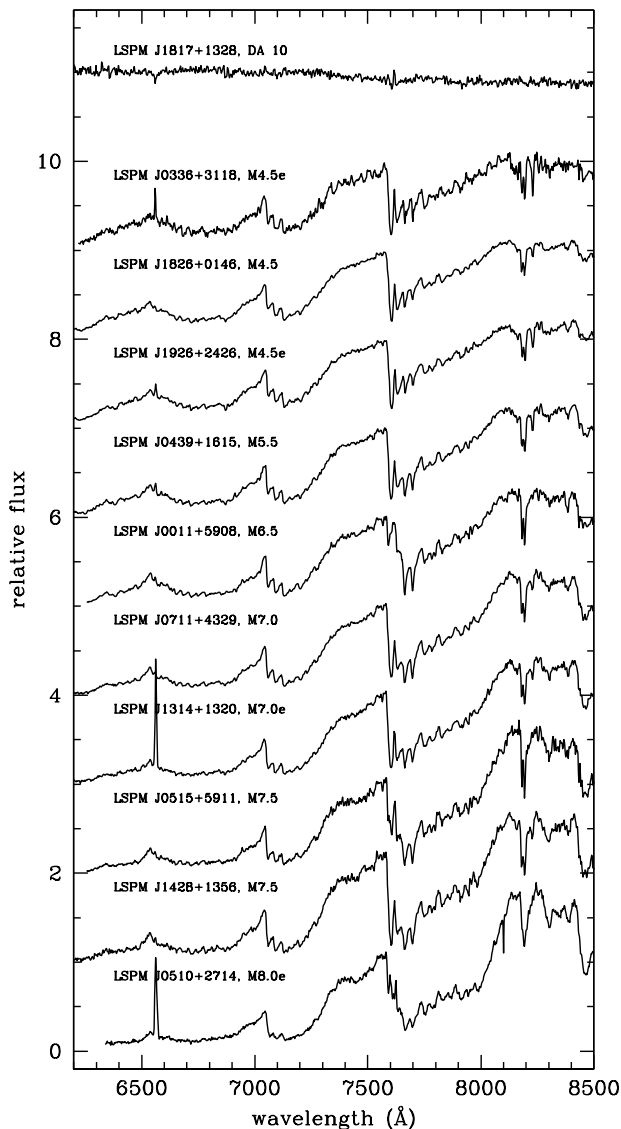


FIG. 2.— Medium-resolution spectra of ten of our parallax targets, with names and spectral subtypes noted. Spectra are normalized to 1.0 at 8,100Å, and shifted vertically by integer units for clarity. Except for the DA 10 white dwarf LSPM J1817+1328, all stars are mid-type to late-type M dwarfs, which is consistent with them all being nearby low-mass stars.

2.6. Notes on individual objects

2.6.1. LSPM J0011+5908

First identified as a high proper motion star by Lépine et al. (2003), the very large proper motion ($\mu = 1.48'' \text{ yr}^{-1}$) was confirmed by Levine (2005). The star was classified as M5.5 by Lépine et al. (2003), who estimated a spectroscopic distance of $12 \pm 4 \text{ pc}$. Our own spectrum suggests a spectral type of M6.5 with a weak but detectable $\text{H}\alpha$ emission. A photometric distance of $11.7 \pm 3.4 \text{ pc}$ was estimated by Lépine (2005). Our parallax places the star safely within the 10 pc horizon, at a distance of $9.23 \pm 0.12 \text{ pc}$. The large proper motion is consistent with a transverse velocity $v_T = 64.9 \pm 0.8 \text{ km s}^{-1}$ which suggest it could be from the old Galactic disk population. This would be consistent with the apparent low chromospheric ac-

tivity.

2.6.2. LSPM J0330+5413

This one is a very recent discovery, identified as a high proper motion star by Lépine & Shara (2005). With a proper motion of only $\mu = 0.151'' \text{ yr}^{-1}$, the star does not particularly stand out among the nearby stars, which tend to have much larger proper motions; the star however was estimated to be at 12.5 ± 4.2 based on photometry. While the star has no formal spectral classification as yet, its color suggests a spectral type of about M5. Our geometric parallax again places it within the 10 parsecs horizon, at a distance $d = 9.63 \pm 0.13 \text{ pc}$. The proper motion is consistent with a relatively low transverse velocity of 6.9 km s^{-1} , which suggests the star may be part of the young Galactic disk population. The moderate levels of X-ray would be consistent with this suggestion; it would be interesting to verify whether the star also shows significant $\text{H}\alpha$ emission.

2.6.3. LSPM J0336+3118

This star was also first identified as a high proper motion star in Lépine & Shara (2005). A photometric distance of $10.9 \pm 3.8 \text{ pc}$ was estimated by Lépine (2005). The star happens to be in the direction of the Perseus star forming region. Its polarization was measured in a study of the Perseus dark cloud complex (Goodman et al. 1990) but found to be negligible, consistent with the star being a foreground object. Our parallax indeed places the star at a distance of only $12.56 \pm 0.39 \text{ pc}$. The relatively low proper motion yields a transverse velocity of only $10.6 \pm 0.3 \text{ km s}^{-1}$ consistent with the young disk population. The star indeed shows signs of being relatively young, with significant $\text{H}\alpha$ and X-ray emission. We classify the star as M4.5e.

2.6.4. LSPM J0405+7116E = G 221-27

One of the high proper motion objects from the Lowell proper motion survey (Giclas, Burnham, & Thomas 1971); its large proper motion was re-measured and updated by Salim & Gould (2003) and Lépine & Shara (2005). The M4.0 dwarf was first suspected to be a very nearby star by Cruz & Reid (2002) based on a spectroscopic distance estimate of $14.7 \pm 1.2 \text{ pc}$. Scholz, Meusinger, & Jareiss (2005) however estimated a spectroscopic distance of 17.0 pc with a $\pm 20\%$ uncertainty, while Lépine (2005) estimated a photometric distance of $19.4 \pm 7.2 \text{ pc}$. Our parallax places the star at $17.51 \pm 0.37 \text{ pc}$, more in line with the Scholz estimates. The large proper motion yields a transverse velocity of $34.9 \pm 0.7 \text{ km s}^{-1}$. The star is found to be the more massive component in a triple system.

2.6.5. LSPM J0405+7116W-A = LP 31-302

This companion to G 221-27 was initially identified by Luyten (1979b), with a reported $5''$ separation and magnitude difference $\Delta R = 1.2 \text{ mag}$ from the primary. Cruz & Reid (2002) also noted the existence of the M5.0 dwarf companion while estimating the distance at $12.6 \pm 0.7 \text{ pc}$ based on the spectral type. Our estimated photometric distance placed the star at $12.6 \pm 3.7 \text{ pc}$ (Lépine 2005). Our astrometric parallax for the system however clearly places the star at the larger distance of $17.51 \pm 0.4 \text{ pc}$. The existence of an unresolved companion explains the underestimate of the spectroscopic and photometric distances.

2.6.6. *LSPM J0405+7116W-B*

This faint companion to G 221-27 is reported here for the first time. At the 17.5pc estimated distance, the two components have a projected distance of about 13AU, while both together have a projected separation of 90AU from the primary component (G 221-27). Note that our parallax estimate for this triple system is based on the astrometric motion of the primary, which is cleanly resolved from the two companions on all the frames and is thus not affected by the presence of the two companions.

2.6.7. *LSPM J0439+1615 = LHS 1690*

This is one of the very high proper motion stars from the LHS catalog (Luyten 1979a); its high proper motion was confirmed and re-measured by Bakos, Sahu, & Nemeth et al. (2002), Salim & Gould (2003), and Lépine & Shara (2005). It was identified as a probable nearby star by Cruz & Reid (2002) based on a spectroscopic distance estimate of 12.3 ± 1.1 pc, while our photometric estimate placed the star at 12.0 ± 4.0 pc (Lépine 2005). Both estimate are largely consistent with our astrometric parallax, which places the star at 11.55 ± 0.33 pc. We classify the star an M5.5e dwarf, with a weak but clearly detected H α emission. The large proper motion yields a transverse velocity of 43.7 ± 1.2 km s $^{-1}$.

2.6.8. *LSPM J0510+2714*

This one was identified as a high proper motion star by Lépine et al. (2003), confirmed by Reid et al. (2003a). It is a low galactic latitude object ($b = -7.4$) in a relatively dense field. The star was identified as a probable nearby star by Reid et al. (2004), based on a photometric distance modulus of 0.70 ± 0.48 mag, which suggests a distance of ≈ 14 pc. Our own photometric estimate placed the star at 10.1 ± 3.2 pc (Lépine 2005). Our geometric parallax places the star just within the 10-parsec horizon, at a distance of 9.93 ± 0.16 pc. The proper motion yields a transverse velocity of 31.4 ± 0.5 km s $^{-1}$. Our spectrum reveals the star to be an ultra-cool dwarf with spectral type M8.0e. The star has a strong H α line in emission and is also detected in X-ray which suggest it may be relatively young.

2.6.9. *LSPM J0515+5911*

Like the preceding object, this star was discovered as a high proper motion star in a low galactic latitude field by Lépine et al. (2003), re-confirmed by Levine (2005). It was classified as M7.0 dwarf by Lépine et al. (2003) and estimated to be at a spectroscopic distance of 14 ± 4 pc. Our spectrum is consistent with spectral type M7.5, and our photometric distance places the star at 13.4 ± 4.5 pc (Lépine 2005). Both distance estimates are consistent with our parallax measurement placing the star at 15.22 ± 0.30 pc. The very large proper motion yields a transverse velocity of 73.5 ± 1.5 km s $^{-1}$, which flags it as a probable old disk object.

2.6.10. *LSPM J0711+4329 = LHS 1901*

This is another star from the LHS catalog (Luyten 1979a), with its large proper motion confirmed by Bakos, Sahu, & Nemeth et al. (2002), Salim & Gould (2003), and Lépine & Shara (2005). The star was identified as a probable very nearby star by Reid et al. (2003b) from a spectroscopic distance estimate of 8.0 ± 0.8 pc.

Scholz, Meusinger, & Jareiss (2005) estimated a spectroscopic distance of 9.3 pc, while our own photometric estimate placed the star at 12.1 ± 3.6 pc. Our spectrum is consistent with a spectral type M7.0. Interestingly, adaptive optics observations have resolved LHS 1901 into a pair of near equal-magnitude components, with a mean angular separation of $0.2''$ (Montaignier et al. 2006). Our geometric parallax yields a distance of 12.85 ± 0.50 pc, which confirms the spectroscopic and photometric distance underestimation from the unresolved binary. The proper motion yields a transverse velocity of 41.1 ± 1.6 km s $^{-1}$.

2.6.11. *LSPM J1119+4641 = LHS 2395*

Another star from the LHS catalogue (Luyten 1979a), the star also known as LP 169-22 was on the photometric list of Weis (1996), but was formally identified as a nearby star by Gizis & Reid (1997), who estimated a spectroscopic distance of 18.2pc, from a spectral type M5.5. Reid & Cruz (2002) estimated a photometric distance of 10.7 ± 0.8 pc, while our own estimated suggested a photometric distance of 11.2 ± 3.8 pc. Our parallax places the star just beyond the 10pc horizon at 10.31 ± 0.28 pc, with the proper motion yielding a transverse velocity of 33.1 ± 0.9 km s $^{-1}$.

2.6.12. *LSPM J1314+1320 = NLTT 33370*

This is a star from the NLTT catalog (Luyten 1979b) which was re-identified by Lépine & Shara (2005) and has received little attention so far (like many of the stars in the NLTT catalog not listed in the LHS.) Lépine (2005) identified it as a probable nearby star based on a 9.7 ± 3.0 pc photometric distance estimate. Our parallax places the star at a much larger distance of 16.39 ± 0.75 pc. Our spectrum yields a spectral type M7.0e with a very strong H α line in emission. The significant underestimate in the photometric distance strongly suggests that the star may be an unresolved double. This would have to be tested by adaptive optics observations or radial velocity monitoring. Alternatively the star could be over-luminous due to extreme youth, which would also be consistent with the strong H α line. The proper motion yields a transverse velocity of 23.8 ± 1.1 km s $^{-1}$, consistent with the young disk population.

2.6.13. *LSPM J1428+1356 = LHS 2919*

Another star from the LHS catalog (Luyten 1979a). Identified as a nearby star by Reid et al. (2003b) from an estimated spectroscopic distance of 13.0 ± 1.4 pc. Scholz, Meusinger, & Jareiss (2005) quoted a spectroscopic distance of 13.1pc, while we estimated the photometric distance at 10.7 ± 3.6 pc (Lépine 2005). We classify the star as an M7.5e dwarf with weak but detectable H α in emission. Our parallax places the star at 12.08 ± 0.60 pc, consistent with all the estimates above. Transverse velocity is 34.6 ± 1.7 km s $^{-1}$.

2.6.14. *LSPM J1757+7042 = LP 44-162*

This ultra-cool dwarf (M7.5) was identified as a probable nearby star by Gizis et al. (2000) based on its very red optical-to-infrared color, with a photometric distance estimate of 11.7pc (spectral type M7.5). A photometric distance of 12.5 ± 1.2 was estimated by Cruz et al. (2003), with our own estimate at 12.6 ± 4.2 pc Lépine (2005). Scholz, Meusinger, & Jareiss (2005) estimated a spectroscopic distance of 16.0pc. Our parallax places the star at

19.08 ± 0.40 , significantly larger than the photometric distance estimates, and suggesting the star may be an unresolved double. The star was examined with adaptive optics, but no companion was found Siegler et al. (2003, 2005). Radial velocity observations might reveal the star to be a spectroscopic double.

2.6.15. *LSPM J1817+1328*

This high proper motion star was discovered by Lépine et al. (2003), and spectroscopically identified as a white dwarf by Lépine et al. (2003). The star is identified to be within the 20pc horizon by Holberg et al. (2008), from the photometric distance of 15.6 ± 2.5 pc estimated by Subasavage et al. (2007). Our parallax indeed places the WD at 14.22 ± 0.24 pc. Our spectrum suggests the object is a very cool hydrogen white dwarf, with spectral type DA 11. The large proper motion yields a transverse velocity of 80.4 ± 1.4 km s^{-1} , consistent with the old disk population.

2.6.16. *LSPM J1826+0146 = NLTT 46476*

This high proper motion star from the NLTT catalog was identified as a probable nearby star by Lépine (2005), from a photometric distance of 12.6 ± 3.7 pc. We classify the star as an M4.5 dwarf. Our parallax places the star at 18.69 ± 0.70 pc, which yields a transverse velocity of 30.6 ± 1.2 km s^{-1} .

2.6.17. *LSPM J1839+2952 = LP 335-12*

It was identified as a nearby star by Reid & Cruz (2002). Spectroscopic distances of 12.7pc and 13.1pc were estimated by Reid et al. (2003b) and Scholz, Meusinger, & Jareiss (2005), respectively, from a spectral type M6.5. This is to be compared with our own photometric distance of 12.6 ± 4.2 pc Lépine (2005). Our astrometry places the star at 12.61 ± 0.32 pc, with a transverse velocity of 13.9 ± 0.4 km s^{-1} .

2.6.18. *LSPM J1840+7240 = LP 44-334*

Identified as a nearby star by Reid et al. (2004) from a spectroscopic distance of 12.5 ± 1.4 pc (spectral type M6.5), while we estimated a photometric distance of 13.6 ± 4.6 pc Lépine (2005). Astrometry places the star at 16.86 ± 0.63 pc, with a transverse velocity of 15.3 ± 0.6 km s^{-1} .

2.6.19. *LSPM J1926+2426 = G 185-23*

Another star from the Lowell Proper Motion catalog (Giclas, Burnham, & Thomas 1971), it was identified as a nearby star by Reid et al. (2004) from a spectroscopic distance of 17.1 ± 2.9 pc, while we estimated the photometric distance at 12.2 ± 3.6 pc Lépine (2005). Our astrometry places it at 18.94 ± 0.54 pc, in line with the spectroscopic distance. Transverse velocity is 18.8 ± 0.5 km s^{-1} . Our spectrum yield a subtype M4.5e, with H α clearly detected.

2.6.20. *LSPM J2325+1403 = LP 522-46*

This NLTT star was flagged as white dwarf based on its location in the reduced proper motion diagram (Salim & Gould 2002), and spectroscopically confirmed as a cool hydrogen (subtype DA 10) white dwarf by Vennes & Kawka (2003); Kawka & Vennes (2006). The star also was flagged as a cool white dwarf in the Sloan Digital Sky Survey Kilic et al. (2006), and identified as a member of the nearby WD population by Holberg et al. (2008) with a photometric distance of

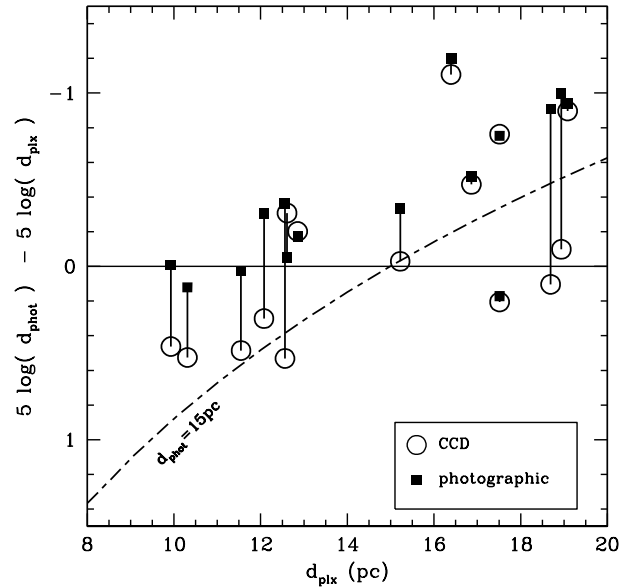


FIG. 3.— Offsets between the photometric and parallax distances moduli, plotted against the parallax distance. Filled squares show the offsets for photometric distances moduli calculated using the photographic magnitudes V_e quoted in the LSPM-north catalog. Open circles show the offsets for photometric distances moduli calculated using our CCD measurements. While the more accurate CCD photometry are a better predictor of the true distances for some stars, several stars remain with photometric distances significantly underestimating their true (parallaxic) distances.

18.7 ± 6.0 pc. Our astrometry places it at 22.27 ± 0.99 pc, beyond the 20pc horizon for the local white dwarfs. Transverse velocity is 38.6 ± 1.7 km s^{-1} .

3. ANALYSIS AND DISCUSSION

One of our goal was to verify the reliability of the photometric distance estimates for stars in the LSPM-north catalog, which is based in part on photographic magnitudes. This is important for evaluating whether more extensive lists of candidate nearby stars can be efficiently assembled out of our proper motion catalogs. Current photometric distances for stars in the LSPM-north catalog are based on the $[M_{V_e}, V-J]$ color magnitude relationship, calibrated by Lépine (2005) using nearby stars with trigonometric parallaxes. The dispersion in the color-magnitude relationship (± 0.68 mag) suggests that those distance estimates should be accurate to $\pm 37\%$.

Figure 3 compares our photometric distance estimates to the measured parallax distances. Filled squares plot the relative errors in the distance moduli for d_{phot} based on the photographic magnitudes V_e . There is a clear trend for the more distant stars ($d > 14$ pc) to have d_{phot} underestimating their distances, while the nearer objects ($d < 14$ pc) have their distances slightly overestimated by the photometry. This can be explained by selection effects: our target sample was largely assembled out of stars with $d_{phot} < 15$ parsecs (this selection limit is shown as a dashed line in Fig.3). Overall, photographic distance moduli have a root mean square (rms) error of 0.546 over the parallax distance moduli. These are largely comparable with the rms for nearby stars with existing parallax measurements Lépine (2005) which show a $1-\sigma$ dispersion about the mean of 0.65.

To verify how much the errors d_{phot} are due to statistical/systematic errors on the photographic magnitudes V_e , we also plot in Fig.3 the errors on d_{phot} when calculated using the photometric (CCD) magnitudes from our astrometric se-

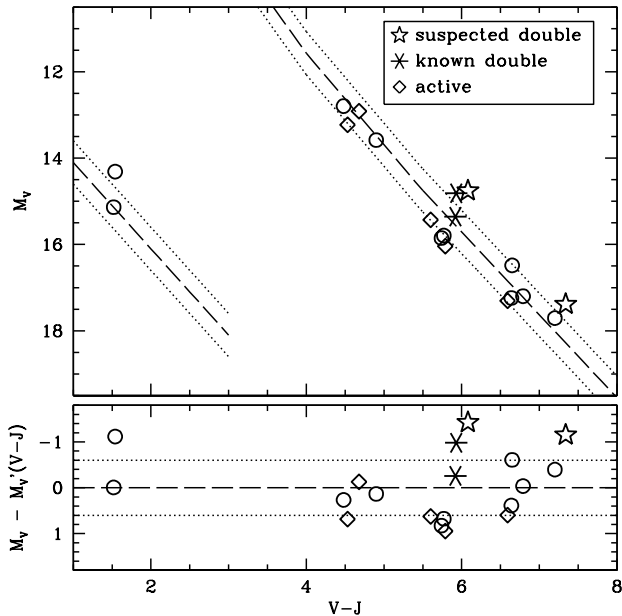


FIG. 4.— Upper panel: color-magnitude diagram of our parallax targets, based on CCD magnitudes and parallax measurements. The mean locus of the main sequence and white dwarf sequence, used to estimate photometric distances, are shown for comparison (dashed lines). The two stars denoted by star symbols (LSPM J1314+1320 and LSPM J1757+7042), hover significantly above the main sequence and are strongly suspected to be unresolved binaries. The known binary system LSPM J0405+7116E-AB, plotted as an asterisk, also falls significantly above the mean main sequence, as expected. Lower panel: residuals between the photometric and astrometric distance moduli, as a function of color. The dotted lines show the intrinsic dispersion in the main sequence locus as observed by Lépine (2005). Our parallax targets show a similar scatter about the mean. No significant correlation is found between the $V-J$ color and the residuals, which suggests that most of the dispersion is due to the intrinsic scatter.

quences (open circles). We find that the CCD magnitudes do improve the accuracy of d_{phot} for two of the more distant stars (around 19pc), replacing them in line with d_{plx} . However, the CCD magnitudes appear to systematically overestimate the distances for the nearest stars. Furthermore, three of the more distant objects stubbornly remain with significantly underestimated distances. Overall, the CCD photographic distance moduli have an rms error of 0.588, from which we conclude that the CCD photometry does not significantly improve the photographic distance estimates.

It is clear that significant errors remain which must be explained by intrinsic uncertainties. Possible sources of bias on the photometric distances include: (1) systematic or random errors in the photometry, (2) unresolved binaries or multiples, which tends to underestimate the distance of the pair, and (3) intrinsic scatter in the local $[M_V, V-J]$ color-magnitude relationship due to the dependence of the color and absolute magnitude on age and metallicity. These biases introduce uncertainties on the photometric distances of *individual* stars, no matter how well defined the mean color-magnitude relationship is. The multiplicity fraction in M dwarfs, in particular, is known to be $\approx 40\%$ (Fischer & Marcy 1992), so significant numbers of doubles/multiple systems are expected to contaminate lists of candidate nearby stars.

We use our parallax measurements and improved photometry to construct a color-magnitude diagram (CMD) for the stars on our program. The CMD is shown in Figure 4. Most M dwarfs fall neatly along the main sequence, while the two white dwarfs lie close to their expected locus. We

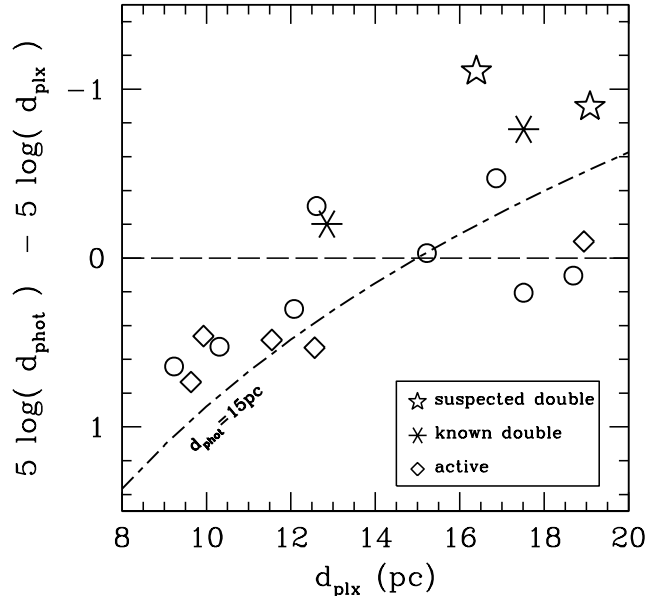


FIG. 5.— Offsets between the photometric and parallactic distance moduli, with the photometric distances based on the $(V_e, V_e - J)$ color-magnitude relationship of Lépine & Shara (2005). The two suspected unresolved binaries, and the known pair LSPM J0405+7116E-AB are shown as open star symbols, as in Fig.5; all have photometric distance moduli underestimated by 0.7 mag or more. All the nearest stars ($d < 12pc$) have their distances overestimated, when those distances are derived from photometry; we suspect selection effects to be responsible for the discrepancy (see text).

find that three of our program M dwarfs hover more than 0.8 magnitudes above the mean main sequence. One of them is the known pair LSPM J0405+7116E-AB, which we resolved in our astrometric images; in Fig.4 the unresolved pair is plotted as an asterisk. The other two objects, which both hover more than 1 mag above the mean main sequence, are the stars LSPM J1314+1320 and LSPM J1757+7042, which we now suspect to be unresolved doubles; these are plotted as stars in Fig.4. This suggests a possible $\approx 10\%$ contamination of the nearby star sample from distant unresolved doubles. The other known unresolved pair, LSPM J0711+4329 (=LHS 1901), also plotted as an asterisk in Fig.4, only falls marginally above the mean color-magnitude relationship, which shows that not all unresolved pairs should appear as significantly over-luminous.

The mean main sequence and white dwarf sequence, shown by the dashed lines in Fig.4 are the relationships we used to estimate the photometric distances. The bottom panel in Fig.4 shows the residuals between the photometric and astrometric distance moduli, as a function of color. There does not appear to be any significant correlation between the color and residuals.

Figure 5 again shows the errors on the photometric distances d_{phot} , calculated from the CCD magnitudes, similar to the bottom panel in Fig.4 but now plotted as a function of distance. Different symbols again are used for the known and suspected doubles, and also for the more chromospherically active stars. Again no significant difference is noted between the inactive and more active objects, but there is a clear correlation between the residuals and the parallax distances. This trend was already observed in Fig.3, and appears to be related to selection effects. It is clear that the more distant stars

make it into the sample only if their distances are underestimated by photometry. On the other hand, it remains unclear why the more nearby stars should have their photometric distances systematically overestimated. One possibility is that this is due to selection effects from *earlier* parallax programs. If these programs have been biased in favor of stars with very short photometric distances, it is possible that the only nearby stars left are those with overestimated photometric distances.

4. CONCLUSIONS

We have obtained reliable parallax distances for 18 high proper motion stars identified in recent years to be probable nearby stars based on photometric and spectroscopic distance estimates. Our parallax measurements confirm that the stars are within the Solar Neighborhood, with distances in the 9–22 parsecs range. Spectra are presented for most of the stars, which confirms the white dwarf nature of two of the targets.

Three of the stars are found to have absolute parallaxes placing them within 10 parsecs of the Sun: PM J0011+5908 is an M6.5 dwarf at 9.2 parsecs; PM J0330+5413 is an active M4.5e dwarf at a distance of 9.6 parsecs; PM J0510+2714 is just within the 10 pc horizon, and is an ultra-cool dwarf with subtype M8.0e. All three stars add to the current census of ≈ 300 stars confirmed to be within 10 parsecs of the Sun. The other 15 stars add to the tally of $\approx 2,000$ confirmed systems

with $d < 25$ pc.

Our sample illustrates some of the systematic and random errors that plague photometric distance estimates. Even with accurate photometric CCD measurements, several stars have photometric distance estimates which significantly over- or underestimate their true distances. One should thus expect some level of incompleteness and contamination in photometrically selected samples of nearby stars, which indicates that only systematic parallax measurements will produce reliable distances of the now several thousand stars suspected to be in the 15pc–33pc range (Lépine 2005), and for which no geometric parallax measurement exists to this date.

Our parallax measurements yield only a modest ($\approx 1\%$) increment in the census of confirmed nearby stars. However, significantly larger numbers of targets remain to be examined which promise to increase the census significantly, especially beyond the 20pc horizon.

Acknowledgments

This research was supported by National Science Foundation grant AST-0607757 at the American Museum of Natural History. JT also acknowledges support from the National Science Foundation through grants AST-0307413 and AST-0708810.

REFERENCES

- Bakos, G. A., Sahu, K., & Nemeth, P. 2002, *ApJS*, 141, 187
 Burgasser, A. J., et al. 2008, *ApJ*672, 1159
 Costa, E., et al. 2005, *AJ*, 130, 337
 Costa, E., et al. 2006, *AJ*, 132, 1234
 Crifo, F. et al. 2005, *AJ*, 441, 653
 Cruz, K. L., & Reid, I. N. 2002, *AJ*, 123, 2828
 Cruz, K. L., et al. 2003, *AJ*, 126, 2421
 Dahn, C. C., et al. 2002, *AJ*, 124, 1170
 Dahn, C. C., et al. 2008, *ApJ*, 686, 548
 Deacon, N. R., & Hambly, N. C. 2001, *AJ*, 380, 148
 Deacon, N. R., et al. 2005, *AJ*, 129, 409
 Finch, C. T., et al. 2007, *AJ*, 133, 2898
 Fischer, D., & Marcy, G. 1992, *ApJ*396, 178
 Gatewood, G., & Coban, L. 2009, *AJ*, 137, 402
 Giclas, H. L., Burnham, R., & Thomas, N. G. 1971, Lowell proper motion survey Northern Hemisphere. The G numbered stars. 8991 stars fainter than magnitude 8 with motions $> 0''.26$ /year, Flagstaff, Arizona: Lowell Observatory
 Gizis, J. E., et al. 2000, *AJ*, 120, 1085
 Gizis, J. E., & Reid, I. N. 1997, *PASP*, 109, 849
 Gizis, J. E., et al. 2000, *AJ*, 120, 1085
 Goodman, A.A., et al. 1990, *ApJ*, 359, 363
 Gould, A., & Chanamé, J. 2004, *ApJS*, 150, 455
 Hambly, N. C., et al. 1999, *MNRAS*, 309, L33
 Hambly, N. C., et al. 2004, *AJ*, 128, 437
 Henry, T., et al. 2002, *AJ*, 123, 2002
 Henry, T. J. et al. 2004, *AJ*, 128, 2460
 Henry, T., et al. 2006, *AJ*, 132, 2360
 Holberg, J. B., et al. 2008, *AJ*, 135, 1225
 Jao, W.-C., et al. 2005, *AJ*, 129, 1954
 Jahreiss, H., et al. 2008, *A&A*, 484, 575
 Kawka, A., & Vennes, S. 2006, *ApJ*, 643, 402
 Kilic, M., et al. 2006, *ApJ*, 131, 582
 Landolt, A. U. 1992, *AJ*, 104, 372
 Lépine, S., Shara, M. M., & Rich, R. M. 2002, *AJ*, 124, 1190
 Lépine, S., Rich, R. M. & Shara, M. M. 2003, *AJ*, 125, 1598
 Lépine, S., & Shara, M. M. 2005, *ApJ*, 129, 1483
 Lépine, S., 2005, *AJ*, 130, 1237
 Lépine, S., & Bongiorno, B. 2007, *AJ*, 133, 889
 Lépine, S., 2008, *AJ*, *in press*
 Levine, S. E. 2005, *AJ*, 130, 319
 Lodieu, N., et al. 2005, *A&A*, 440, 1061
 Luyten W. J. 1979, LHS Catalogue: a catalogue of stars with proper motions exceeding $0.5''$ annually, University of Minnesota, Minneapolis (*CDS-ViZier catalog number I/87B*)
 Luyten W. J. 1979, New Luyten Catalogue of stars with proper motions larger than two tenths of an arcsecond (NLTT), University of Minnesota, Minneapolis (*CDS-ViZier catalog number I/98A*)
 McCaughrean, M. J. et al. 2002, *A&A*, 390, 27
 Monet, D. G. et al. 1992, *AJ*, 103, 638
 Montagnier, G., et al. 2006, *A&A*, 460, L19
 Perryman, M. A. C. 1997, The Hipparcos and Tycho catalogues. Astrometric and photometric star catalogues derived from the ESA Hipparcos Space Astrometry Mission, Publisher: Noordwijk, Netherlands: ESA Publication (*CDS-ViZier catalog number I/239*)
 Phan-Bao, N., & Bessel, M. S. 2006, *A&A*, 446, 515
 Reid, I. N., & Cruz, K. L. 2002, *AJ*, 123, 2806
 Reid, I. N., 2003a, *AJ*, 126, 2449
 Reid, I. N., et al. 2003b, *AJ*, 126, 3007
 Reid, I. N., et al. 2004, *AJ*, 128, 463
 Reid, I. N., & Gizis 2005, *PASP*, 117, 676
 Reid, I. N., Cruz, K. L., & Allen, P.R. 2007, *AJ*, 133, 2825
 Reylé, C. et al. 2002, *A&A*, 390, 491
 Reylé, C. & Robin, A. C. 2004, *A&A*, 421, 643
 Reylé, C. et al. 2006, *MNRAS*, 373, 705
 Salim, S., & Gould, A. 2002, *ApJ*, 575, L83
 Salim, S., & Gould, A. 2003, *ApJ*, 582, 1011
 Schmidt, S. J. et al. 2007, *AJ*, 133, 2258
 Scholz, R.-D., et al. 2001, *A&A*, 374, L12
 Scholz, R.-D., et al. 2002, *MNRAS*, 329, 109
 Scholz, R.-D., et al. 2004, *A&A*, 425, 519
 Scholz, R.-D., Meusinger, H., & Jareiss, H. 2005, 442, 211
 Siegler, N., et al. 2003, *ApJ*, 598, 1265
 Siegler, N., et al. 2005, *ApJ*, 621, 1023
 Skrutskie, M. F., et al. 2006, *AJ*, 131, 1163
 Smart, R. L., et al. 2003, *A&A*, 404, 317
 Smart, R. L., et al. 2007, *A&A*, 464, 787
 Subasavage, J. P., et al. 2005, *AJ*, 130, 1658
 Subasavage, J. P., et al. 2007, *AJ*, 134, 252
 Tinney, C. G., Burgasser, A. J., & Kirkpatrick, J. D. 2003, *AJ*, 126, 975
 Thorstensen, J. R., & Kirkpatrick, J. D. 2003, *PASP*, 115, 1207
 Thorstensen, J. R. 2003, *AJ*, 126, 3017
 Thorstensen, J. R., Lépine, S., & Shara, M. M., 2006, *PASP*, 118, 1238
 Thorstensen, J. R., Lépine, S., & Shara, M. M., 2008, *AJ*, 136, 2107

Van Altena W. F., Lee J. T., Hoffleit E. D. 1995, The General Catalogue of
Trigonometric Stellar Parallaxes, Fourth Edition, Yale University
Observatory 1995 (*CDS-ViZier catalog number I/23&A*)
Vennes, S., & Kawka, A. 2003, *ApJ*, 586, L95
Voges, W., et al. 1999, *A&A*, 349, 389
Voges, W., et al. 2000, *IAU Circ.*, 7432, 1 (2000) - 11.05.01 13.09.04

Vrba, F. J., et al. 2004, *AJ*, 127, 2948
Weis, E. 2006, *AJ*, 112, 2300
Zacharias, N., et al. 2000, *AJ*, 120, 2131