

A holistic approach to carbon-enhanced metal-poor stars

T. Masseron^{1,2}, J. A. Johnson¹, B. Plez^{2,3}, S. Van Eck⁴, F. Primas⁵, S. Goriely⁴ and A. Jorissen⁴

¹ The Ohio State University, Columbus, OH, USA

² GRAAL, Université Montpellier II, 34095 Montpellier Cedex 05, France

³ Department of Physics and Astronomy, Uppsala Astronomical Observatory, Box 515, 751 20 Uppsala, Sweden

⁴ Institut d'Astronomie et d'Astrophysique, Université Libre de Bruxelles, Belgium

⁵ European Southern Observatory (ESO), Karl-Schwarzschild-Str. 2, 85749 Garching b. München, Germany

Received ...; accepted ...

ABSTRACT

Context. Carbon-Enhanced Metal-Poor (CEMP) stars are known to be the direct witnesses of the nucleosynthesis of the first low- and intermediate-mass stars, because most have been polluted by a now-extinct AGB star.

Aims. By considering the various CEMP subclasses separately, we try to derive, from the specific signatures imprinted on the abundances, parameters (such as metallicity, mass, temperature, and neutron source) characterizing AGB nucleosynthesis from the specific signatures imprinted on the abundances, and separate them from the impact of thermohaline mixing, first dredge-up, and dilution associated with the mass transfer from the companion.

Methods. To put CEMP stars in a broad context, we collect abundances for about 180 stars of various metallicities (from solar down to $[\text{Fe}/\text{H}]=-4$), luminosity classes (dwarfs and giants), and abundance patterns (C-rich and poor, Ba-rich and poor, etc), from our own sample and from literature.

Results. First, we show that there are CEMP stars which share the properties of CEMP-s stars and CEMP-no stars (which we call CEMP-low-s stars). We also show that there is a strong correlation between Ba and C abundances in the s-only CEMP stars. This strongly points at the operation of the ^{13}C neutron source in *low-mass AGB stars*. For the CEMP-rs stars (seemingly enriched with elements from both the s- and r-processes), the correlation of the N abundances with abundances of heavy elements from the 2nd and 3rd s-process peaks bears instead the signature of the ^{22}Ne neutron source. Adding the fact that CEMP-rs stars exhibit O and Mg enhancements, we conclude that extremely hot conditions prevailed during the thermal pulses of the contaminating AGB stars. We also note that abundances are not affected by the evolution of the CEMP-rs star itself (especially by the first dredge-up). This implies that mixing must have occurred while the star was on the main sequence and that a large amount of matter must have been accreted so as to trigger thermohaline mixing. Finally, we argue that most CEMP-no stars (with no overabundances for the neutron-capture elements) are likely the extremely metal-poor counterparts of CEMP neutron-capture-rich stars. We also show that the C enhancement in CEMP-no stars declines with metallicity at extremely low metallicity ($[\text{Fe}/\text{H}] < -3.2$). This trend is not predicted by any of the current AGB models.

Key words. Stars: abundances, Stars: AGB and post-AGB

1. Introduction

The largest wide-field spectroscopic surveys for metal-poor stars to date, the HK survey (Beers et al., 1992) and the HES survey (Christlieb et al., 2001), have provided a tremendous wealth of information for the study of the early chemical evolution of our Galaxy. One of the most interesting and surprising result is the large frequency of carbon-enhanced stars ($[\text{C}/\text{Fe}] > 1.0$, hereafter CEMP stars) among metal-poor stars. The results from the HK and HES surveys indicate that they account for 20-30% of stars with $[\text{Fe}/\text{H}] < -2.5$ (Lucatello et al., 2005b, 2006). This finding has prompted a number of high-resolution, high signal-to-noise studies aimed at understanding the origin of the abundance anomalies in these objects. The carbon-enhancement phenomenon appears in stars that exhibit four different heavy-element abundance patterns:

(i) The most numerous class is characterized by enrichments of neutron-capture elements. From radial-velocity variations, Preston & Sneden (2000) and Lucatello et al. (2005b) demonstrate that these stars are members of binary systems. Moreover, some of them (hereafter CEMP-s) show an abundance pattern for neutron-capture elements compatible with the operation of the s-process in Asymptotic Giant Branch (AGB) stars. Thus it is now established that these CEMP-s stars - as well as classical CH stars - are members of wide binary systems where the former primary star transferred material during its AGB phase onto the presently observable companion (McClure & Woodsworth, 1990). Actually, we demonstrate in Masseron et al. (in prep., Paper I, hereafter Paper I) that CEMP and CH stars belong to the same class of stars.

(ii) Another class of CEMP stars (hereafter CEMP-rs), showing large overabundances of elements resulting from the s-process and of elements traditionally assigned to the r-process, has been discovered by Barbuy et al. (1997) and Hill et al. (2000). A number of these stars show radial-velocity variations (e.g. Paper I; Sivarani et al., 2004; Barbuy et al., 2005). Indeed, there is no doubt that these stars are binaries (they might even be triple systems) and that the companion(s?) is/(are) responsible for the peculiar abundance

pattern. Nevertheless, this category of CEMP stars is very puzzling: they show a large Ba enhancement, which is representative of the s-process, and at the same time a very large Eu enhancement, which is representative of the r-process. Most of the scenarios invoked to explain the peculiar rs abundance pattern include a double phase: a r-process pollution (from a type-II supernovae) followed by a s-process pollution (from an AGB star) or vice versa (see hypotheses III, IV and VI of Jonsell et al., 2006, and references therein). These scenarios are supported by the predictions of Bisterzo et al. (2006) which satisfactorily reproduce the general features of CEMP-rs neutron-capture patterns by setting in their model an initial high r-process enrichment before slow neutron capture begins. On the contrary, Johnson & Bolte (2004) and Masseron (2006) do not find a satisfactory combination of r- and s-process to reproduce the neutron-capture element pattern in CEMP-rs stars, and call for a modified neutron-capture process. In addition, the large number of CEMP-rs stars observed at low metallicities casts doubt on the likelihood of two-phase scenarios. From the present analysis, we suggest instead that the CEMP-rs stars are produced by intermediate-mass AGB stars where both $^{13}\text{C}(\alpha, n)^{16}\text{O}$ and $^{22}\text{Ne}(\alpha, n)^{25}\text{Mg}$ neutron sources operate.

(iii) Some CEMP stars with no enhancements in their neutron-capture-element abundances have been identified (hereafter CEMP-no; Aoki et al., 2002c). Unfortunately, not many of these stars currently have enough radial-velocity measurements to constrain their binary properties. Consequently, a mass-transfer scenario comparable to that operating in CEMP-s (and possibly in CEMP-rs) stars is not firmly established. Nevertheless, the origin of this category is of great interest as the two most Fe-poor stars known to date (HE 0107-5240 and HE 1327-2326; Christlieb et al., 2002; Frebel et al., 2005) belong to this class. The existence of a very large C content in extremely low-metallicity stars may be explained from nucleosynthesis processes operating in basically all mass ranges, including notably hypernovae (e.g. Heger & Woosley, 2002), type-II supernova models (e.g. Woosley & Weaver, 1995; Limongi & Chieffi, 2003), massive stars with rotation accounting for the N enhancement (e.g. Meynet & Maeder, 2002; Hirschi, 2007), fast-rotating AGB models (e.g. Siess et al., 2004), early-AGB or Red-Giant-Branch (RGB) stars with modified helium-core flashes at very low metallicity (e.g. Fujimoto et al., 2000; Suda et al., 2004). The intriguing possibility that the abundance pattern of the two most metal-poor stars known to date is actually shaped by chemical segregation rather than by nucleosynthesis has been raised by Venn & Lambert (2008).

(iv) Finally, a single case of a highly r-process-enhanced CEMP star has been noted (CS22892-052, Sneden et al., 2003b).

CEMP stars constitute an extremely interesting probe of the initial mass function (IMF) of the early Galaxy. Those CEMP stars which have been polluted by AGB stars probe the IMF of the intermediate-mass ($\sim 1 - 8 M_{\odot}$) stars, provided of course that a reliable mass may be assigned to the companion AGB star. Theoretical models have indeed shown several ways along which the mass of the AGB star may influence nucleosynthesis. For example, N is strongly enhanced by Hot-Bottom Burning (HBB) at the expense of C in intermediate-mass ($\sim 3 - 8 M_{\odot}$) AGB stars. On the other hand, F is only produced in low-mass AGB stars (see other examples in Karakas & Lattanzio, 2007). For the production of the heavy elements through the s-process, the mass of the AGB star is of importance as well. It has been suggested that low-mass ($\sim 1 - 3 M_{\odot}$) AGB stars produce neutrons mainly by the $^{13}\text{C}(\alpha, n)^{16}\text{O}$ reaction operating in radiative conditions (Straniero et al., 1995), whereas in intermediate-mass AGB stars, a weak s-process is driven by $^{22}\text{Ne}(\alpha, n)^{25}\text{Mg}$ operating in convective conditions (Goriely & Siess, 2004, 2005). However, no AGB model predicting the formation of the necessary ^{13}C pocket in a self-consistent way is available yet, and the $^{22}\text{Ne}(\alpha, n)^{25}\text{Mg}$ reaction rate still suffers from large uncertainties.

Although yields are not yet available for a wide range of elements, stellar masses, and metallicities, some attempts have been made to compare AGB yields for different masses with CEMP star abundances. Bisterzo & Gallino (2008) daringly derive the mass of the former AGB companion of 74 CEMP-s stars by fitting abundance patterns with their predictions. They found that all abundance anomalies in CEMP-s stars originate from AGB stars with $M < 1.4 M_{\odot}$. Based on Fujimoto et al. (2000) calculations, Komiya et al. (2007) argue that CEMP-s stars had an AGB companion with $0.8 M_{\odot} < M < 3.5 M_{\odot}$, whereas CEMP-no stars have an intermediate-mass AGB companion with $M > 3.5 M_{\odot}$. However, none of these models provide an explanation holding for the 4 CEMP subclasses simultaneously.

In this paper, we review the CEMP phenomenon to shed light on the origin of these intriguing stars based on an unprecedented compilation of abundances of all CEMP classes. After classifying the sample in different categories according to their observed abundances, we first give additional proof that Ba stars are formed by mass-transfer from metal-rich AGB stars (Sect. 3). Thus, Ba stars constitute a metal-rich sample which may serve as a comparison for CEMP stars. We also discuss the need for the introduction of CEMP-low-s stars, which show low s-process element abundances (Sect. 4). Our approach consists in looking at element correlations between elemental abundances in each CEMP class. That manner, we bring new insights to the nucleosynthesis in the AGB companion of CEMP-s stars (Sect. 5). Assuming that AGB stars are also responsible for the CEMP-rs stars peculiar composition, we try to identify their nucleosynthesis processes (Sect. 6). In parallel, we qualitatively compare the mean trends between CEMP classes and with non C-rich stars. Finally, we discuss the nature of the companion of CEMP-no stars and evaluate the role of AGB stars at extremely low-metallicity ($[\text{Fe}/\text{H}] < -3.0$) (Sect. 7). This holistic view of CEMP abundances finally attempts to draw a coherent picture of AGB nucleosynthesis at low metallicity (Sect. 8).

2. The extended sample

We have compiled abundances from analyses of high-resolution spectra ($R > 40000$) of CEMP stars (Tables 1 and 2), Ba stars, and non-carbon-enhanced metal-poor stars (Tables 3 and 4). C-rich stars are defined as stars with $[\text{C}/\text{Fe}] > 0.9^1$. All the plots in this paper are exclusively made out of data from these tables which include our own data from Paper I. All these data are renormalized by the Asplund (2005) solar abundances.

¹ Since not all authors have adopted the same solar abundances for C and Fe, our CEMP criterion ($[\text{C}/\text{Fe}] > 0.9$) has been made slightly different from the one used by Rossi et al. (1999) ($[\text{C}/\text{Fe}] = 1.0$), in order to keep stars like the unique r-process-rich star CS 22892-052 in the CEMP family with the Asplund (2005) solar abundances adopted in the present paper.

Figure 1 shows the distribution of the stars from Tables 2 and 4 in the $([\text{Ba}/\text{Fe}], [\text{Eu}/\text{Fe}])$ diagram, which involves two neutron-capture elements. This figure reveals that different families must be distinguished (see Fig. 2 for details). Our definitions closely match the ones of Jonsell et al. (2006) for CEMP-s and CEMP-rs stars, and of Beers & Christlieb (2005) for CEMP-no, rI and rII stars (see below for a definition of rI and rII stars). However, these studies do not consider the stars with either no Eu abundance available or with only an upper limit. Thus, to classify those, we rely on the Ba abundance alone. In Fig. 1 we have labeled four stars as CEMP-low-s stars, three of them being based on an Eu measurement from Paper I (see Sec. 4 and 7). At this stage, based on the consideration of Fig. 1 only, the necessity of distinguishing CEMP-low-s stars from CEMP-no stars is not at all obvious, since it may appear as simply resulting from the absence of a firm Eu detection in CEMP-no stars. This question will be addressed in more details in Sect. 7.2.

The stars denoted rI and rII by Beers & Christlieb (2005) represent the majority of metal-poor stars (CEMP stars being $\sim 20\%$ of them). Because they apparently do not belong to binary systems, we assume that their abundances are representative of the composition of the interstellar medium from which these metal-poor stars formed, and hence of the initial composition of CEMP stars.

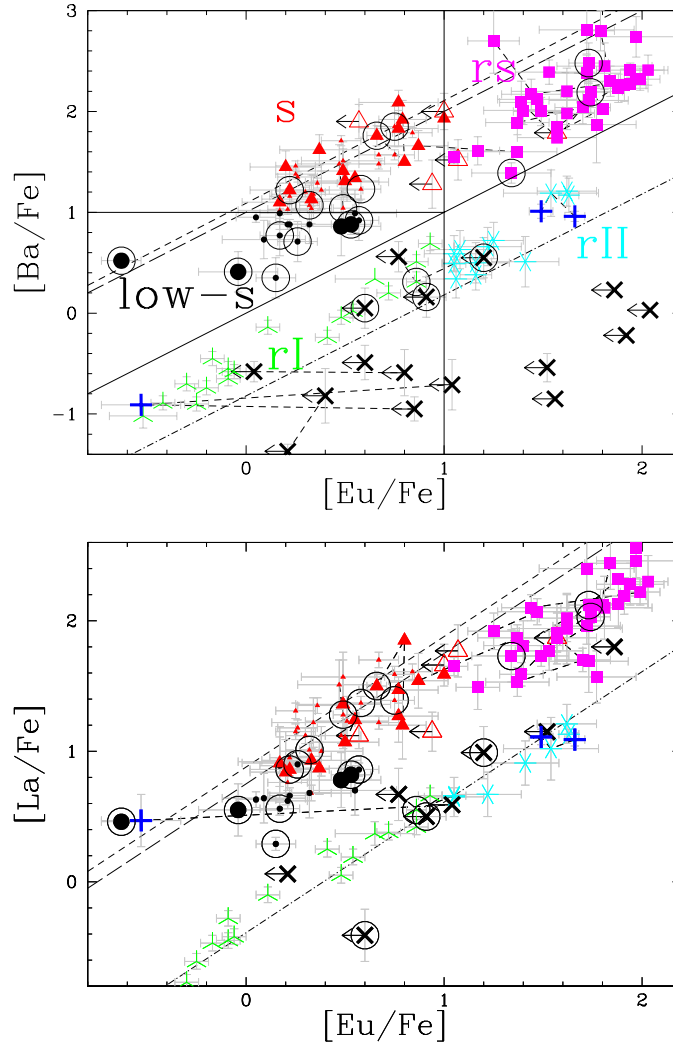


Fig. 1. $[\text{Ba}/\text{Fe}]$ vs $[\text{Eu}/\text{Fe}]$ and $[\text{La}/\text{Fe}]$ vs $[\text{Eu}/\text{Fe}]$ abundances in sample stars. The (red) triangles stand for CEMP-s stars, the filled (black) circles code the CEMP-low-s stars, the (black) crosses code the CEMP-no stars and the (magenta) squares represent the CEMP-rs stars. We also represent classical Ba stars with tiny black dots and tiny red triangles. Large open circles identify stars studied in Paper I. The cyan solid lines separate the different classes (see Fig. 2 for their explicit definition). The black lines correspond to pure s-process nucleosynthesis predictions for a $0.8 M_{\odot}$ (short dash; Masseron et al., 2006) and a $3 M_{\odot}$ (long dash; Goriely & Siess, 2005) metal-poor AGB star and to pure solar r-process (dash-dot; Goriely, 1999). Although La is an excellent s-process tracer, there are fewer abundances available for this element in the literature. Note that the star HE 2356-041 has a typical s-process La/Eu ratio (lower panel), despite the fact that the Ba/Eu ratio qualifies it as a CEMP-r star (upper panel; see also Sect. 4)

In the whole sample, we identify 47 CEMP-s, 44 CEMP-rs and 42 CEMP-no stars, including 32 multiple measurements, summing up to a total of 101 different CEMP stars. Despite the fact that all come from only 2 surveys of metal-poor stars (HK and HES),

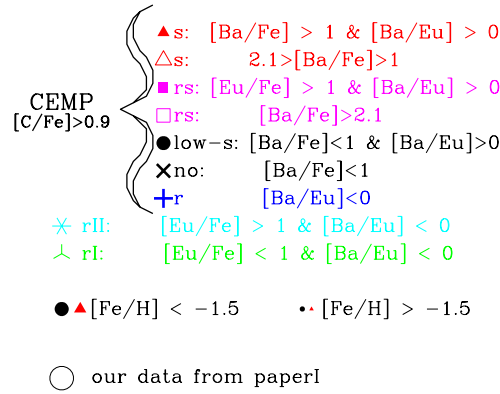


Fig. 2. The adopted classification results from Fig. 1. The classification and the corresponding color-shape code adopted in this figure are used in all the figures of this paper. Large symbols and small symbols correspond respectively to $[\text{Fe}/\text{H}] < -1.5$ and > -1.5 . Open symbols are used whenever there is no Eu abundance available. In this case, the classification is solely based on the Ba abundance displayed in Fig. 1.

we do not attempt to extract accurate frequencies from these numbers because each author has potentially biased the subsample of stars with abundance analysis by using specific selection criteria. There are also 2 CEMP stars which show a pure r-process Ba/Eu ratio (CS 22892-052 and HE 2356-0410, represented by blue ‘plus’ symbols). It is possible that these stars have received some C-rich material from an AGB star, but the high r-process initial composition overwhelms the low s-process elemental abundances, as suggested by Aoki et al. (2002c). We also note that the latter star (aka CS 22957-027) has a La/Eu ratio compatible with a pure s-process (lower panel of Fig. 1), making it difficult to identify the origin of the neutron-capture elements. We also stress that, among three high resolution spectroscopic analyses of this star, only one study was able to derive the Eu abundance at a very low level, and with Eu lines falling in a forest of strong CN lines. Therefore, the accuracy of this measurement should perhaps be carefully reexamined.

The error bars shown in all the plots are generally the random errors published by the authors (when available) and are very often in the range ≈ 0.1 - 0.2 dex). We do not include the systematic errors, because we consider that they are best represented by the dispersion in the abundances resulting from the different studies of a given object (connected by long-dashed lines in all the figures). In fact, in Paper I, we show that systematic errors due to different assumptions about model-atmosphere parameters may lead to large abundance discrepancies, especially for abundance determinations based on a single line. As an example, the [Pb/Fe] ratio derived in different studies of HE 2158-0348 ranges from 2.77 to 3.42 while the [Ba/Fe] values span the much narrower range 1.60 – 1.66.

Because of the various oxygen-abundance diagnostics, we choose to plot O abundances uncorrected for NLTE and 3D effects. However, we give in column 11 of Table 1 NLTE corrections for O I measurements using Takeda (2003) formula. The corrections for O triplet measurements are of the order of 0.2 dex, in agreement with García Pérez et al. (2006). Notice that for some of the stars, especially the CEMP-rs, the O-line equivalent widths are above the applicability limit of the formula. García Pérez et al. (2006) also found 3D corrections for OH of the order of -0.1 dex.

Despite the fact that the production of elements like C, N and s-process elements in the AGB star largely overwhelm the abundance already present in the CEMP star, abundance ratios such as $[\text{X}/\text{Fe}]$ or $[\text{X}/\text{H}]$ in CEMP stars are not necessarily identical to the initial yields of the AGB star, especially when not much matter is accreted and/or is heavily diluted in the CEMP star envelope. Various mass-transfer efficiencies are indeed expected. Because of the large variety of orbital parameters, various accretion and dilution factors contribute to the abundance scatter observed for C, N or s-process elements. Unfortunately, there are currently only very few orbits available for CEMP stars. Therefore, it is difficult to constrain the initial abundances from observations of $[\text{X}/\text{Fe}]$ or $[\text{X}/\text{H}]$ ratios. Nevertheless, the reader should keep in mind that using abundance ratios of enhanced s-process elements (e.g. [Ba/Eu], [Pb/Ba]) represents a way to partially cancel the uncertainty produced by the various mass transfer efficiencies and to get a handle on the AGB nucleosynthesis.

Object (1)	T_{eff} log g (2)	[Fe/H] (3)	σ (4)	[C/Fe] (5)	σ (6)	$^{12}\text{C}/^{13}\text{C}$ (7)	σ (8)	[N/Fe] (9)	σ (10)	[O/Fe] (11)	σ (12)	Non-LTE (13)	[Mg/Fe] (14)	σ (15)
HE 0007-1832	6515 3.8	-2.72	0.19	2.45	1.67	0.79	0.35
HE 0012-1441	5730 3.50	-2.59	0.16	1.70	0.59	0.94	0.16
HE 0024-2523	6625 4.3	-2.70	0.12	2.62	0.10	6	1	2.12	0.10	(2) 0.65	...	NaN	0.60	0.06
HE 0039-2635	4900 1.50	-2.91	0.27	2.72	0.20	2.63	0.53	1.31	0.12
HE 0107-5240	5100 2.2	-5.39	...	3.85	0.15	> 30	...	2.39	0.15	0.24	...
HE 0131-3953	5928 3.83	-2.71	0.17	2.32	0.27	0.30	0.24
HE 0143-0441	6240 3.7	-2.38	0.18	2.08	1.68	0.66	0.08
	6370 4.4	-2.23	0.21	1.56	-0.22	0.50	0.17
HE 0202-2204	5280 1.65	-1.98	0.19	1.03	0.28	-0.01	0.23
HE 0206-1916	5200 2.70	-2.09	0.20	2.10	0.19	15	5	1.61	0.33	0.52	0.15
HE 0212-0557	5075 2.15	-2.34	0.26	1.84	...	4	1	1.04	0.07	...
HE 0231-4016	5972 3.59	-2.08	0.18	1.23	0.27	0.22	0.24
HE 0336+0113	5947 3.7	-2.39	0.09	2.72	0.10	> 60	...	1.72	0.20	0.32	0.20
	5700 3.50	-2.75	0.22	2.35	...	> 7	1	1.55	1.07	0.18

Table 1. Abundances of light elements in carbon-enhanced metal-poor stars from literature. Columns (4), (6), (8), (10), (12), (15) list random errors (when available). Column (3) lists metallicities preferentially from Fe I. Column (5) list C abundances from preferentially CH determinations. (7) N abundances preferentially from CN. (9) For oxygen abundances (2) stands for measurements from O I triplet and (3) from OH lines. By default, the oxygen measurement comes from the [OI] line at 6300 Å. (11) Non-LTE corrections of O I triplet measurement according to Takeda (2003) (when applicable). *The entire table will be published in A&A*

Object	[Ba/Fe] (16)	σ (17)	[La/Fe] (18)	σ (19)	[Ce/Fe] (20)	σ (21)	[Eu/Fe] (22)	σ (23)	[Pb/Fe] (24)	σ (25)	Class (26)	solar ref (27)	references (28)
HE 0007-1832	0.23	...	< 1.80	< 1.86	...	< 3.21	...	no	An89	(1)
HE 0012-1441	1.22	0.27	< 2.09	...	s	An89	(2)
HE 0024-2523	1.52	0.20	1.77	0.20	< 1.07	0.10	3.32	0.10	s	An89	(3)
HE 0039-2635	2.23	0.13	rs	As05	(4)
HE 0107-5240	< 0.82	< 2.80	no	Gr98	(7,8)
HE 0131-3953	2.20	0.23	1.94	0.27	1.93	0.29	1.62	0.28	rs	Gr98	(5)
HE 0143-0441	2.39	0.12	1.77	0.15	2.00	0.21	1.53	0.17	3.28	...	rs	An89	(2)
	2.38	0.18	1.96	0.14	2.20	0.21	1.72	0.17	3.67	...	rs	An89	(1)
HE 0202-2204	1.41	0.22	1.36	0.34	1.30	0.26	0.49	0.24	s	Gr98	(5)
HE 0206-1916	1.97	0.16	s	As05	(4)
HE 0212-0557	2.25	0.06	2.27	0.22	2.21	rs	An89	(2)
HE 0231-4016	1.47	0.23	1.22	0.28	1.53	0.27	s	Gr98	(5)
HE 0336+0113	2.12	...	2.07	0.10	1.87	0.19	1.47	0.20	2.82	0.20	rs	An89	(6)
	2.70	0.32	1.92	0.14	2.37	0.18	1.25	0.13	< 2.45	...	rs	An89	(2)

Table 2. Abundances of neutron-capture elements in carbon enhanced metal-poor stars from literature. Columns (17), (19), (21), (23), (25) list random errors (when available). (27) Solar abundances reference adopted in the original reference source. *The entire table will be published in A&A* references: (1) Cohen et al. (2004) 2004ApJ...612.1107C, (2) Cohen et al. (2006) 2006AJ...132.137C, (3) Lucatello et al. (2003) 2003AJ...125..875L, (4) Aoki et al. (2007) 2007ApJ...655..492A, (5) Barklem et al. (2005) 2005A&A...439..129B, (6) Lucatello (2003), (7) Christlieb et al. (2002) 2002Natur.419..904C, (8) Christlieb et al. (2004) 2004ApJ...603..708C, (9) Jonsell et al. (2006) 2006A&A...451..651J, (10) Norris et al. (2007) 2007ApJ...670..774N, (11) Cohen et al. (2008) 2008ApJ...672..320C, (12) Goswami et al. (2006) 2006MNRAS.372..343G, (13) Frebel et al. (2007) 2007ApJ...658..534F, (14) Frebel et al. (2005) 2005Natur.434..871F, (15) Aoki et al. (2006) 2006ApJ...639..897A, (16) Frebel et al. (2006) 2006ApJ...638L..17F, (17) Cohen et al. (2003) 2003ApJ...588.1082C, (18) Johnson & Bolte (2002) 2002ApJ...579L..87J, (19) Tsangarides (2005), (20) Aoki et al. (2002c) 2002ApJ...567.1166A, (21) Aoki et al. (2002d) 2002ApJ...580.1149A, (22) Aoki et al. (2002b) 2002PASJ...54..933A, (23) Preston & Sneden (2001) 2001AJ...122.1545P, (24) Sneden et al. (2003a) 2003ApJ...591..936S, (25) Cayrel et al. (2004) 2004A&A...416.1117C, (26) Spite et al. (2005) 2005A&A...430..655S, (27) Spite et al. (2006) 2006A&A...455..291S, (28) Barbuy et al. (2005) 2005A&A...429.1031B, (29) François et al. (2007) 2007A&A...476..935F, (30) Depagne et al. (2002) 2002A&A...390..187D, (31) Sneden et al. (2003b) 2003ApJ...592..504S, (32) Norris et al. (1997) 1997ApJ...489L.169N, (33) Bonifacio et al. (1998) 1998A&A...332..672B, (34) Aoki et al. (2002a) 2002ApJ...576L.141A, (35) Sivarani et al. (2006) 2006A&A...459..125S, (36) Sivarani et al. (2004) 2004A&A...413.1073S, (37) Ivans et al. (2005) 2005ApJ...627L.145I, (38) Aoki et al. (2004) 2004ApJ...608..971A, (39) Johnson & Bolte (2004) 2004ApJ...605..462J, (40) Zacs et al. (1998) 1998A&A...337..216Z, (41) Aoki et al. (2001) 2001ApJ...561..346A, (43) Plez & Cohen (2005) 2005A&A...434.1117P, (44) Deroo et al. (2005) 2005A&A...438..987D, (45) Honda et al. (2004) ApJ...607..474H, (46) Allen & Barbuy (2006a) 2006A&A...454..895A, (47) Christlieb et al. (2004) 2004A&A...428.1027C, (48) Hill et al. (2002) 2002A&A...387..560H, (49) Plez et al. (2004) 2004A&A...428L..9P, (50) Honda et al. (2006) 2006ApJ...643.1180H, (51) Roederer et al. (2008) 2008ApJ...679.1549R, (52) Paper I

Object (1)	$T_{\text{eff}} \log g$ (2)	[Fe/H] (3)	σ (4)	[C/Fe] (5)	σ (6)	$^{12}\text{C}/^{13}\text{C}$ (7)	σ (8)	[N/Fe] (9)	σ (10)	[O/Fe] (11)	σ (12)	Non-LTE (13)	[Mg/Fe] (14)	σ (15)
Ba stars														
BD +18:5215	6300 4.20	-0.44	0.04	0.59	0.08	0.13	0.43	0.10	...	0.17	0.05
HR 107	6650 4.00	-0.34	0.04	0.23	0.08	0.13	-0.07	0.10	...	0.08	0.05
HD 749	4580 2.30	-0.06	0.18	0.20	0.20	-0.04	0.18	0.21	0.24	...	-0.12	0.20
HD 5424	4600 2.30	-0.21	0.14	0.12	0.10	8	2	0.43	0.10	0.00	0.20	??	0.34	0.34
	4700 1.80	-0.51	0.18	0.39	0.20	0.41	0.18	0.18	0.24	...	0.20	0.20
HD 8270	6070 4.20	-0.44	0.04	0.31	0.08	0.13	0.08	0.10	...	-0.04	0.05
HD 12392	5000 3.20	-0.06	0.18	0.40	0.20	0.57	0.18	0.18	0.24	...	0.05	0.20
HD 13551	6050 3.70	-0.44	0.04	0.24	0.08	0.13	< 0.43	0.10	...	0.25	0.05
HD 22589	5630 3.30	-0.12	0.04	0.30	0.08	0.19	0.13	< 0.03	0.10	...	0.21	0.05
HD 24035	4500 2.00	-0.14	0.18	0.15	0.10	1 20	5	0.46	0.10	1 -0.12	0.20	??	-0.24	0.14

Table 3. Same as Table 1 for stars with $[\text{C}/\text{Fe}] < 0.9$. *The entire table will be published in A&A*

Object	[Ba/Fe] (16)	σ (17)	[La/Fe] (18)	σ (19)	[Ce/Fe] (20)	σ (21)	[Eu/Fe] (22)	σ (23)	[Pb/Fe] (24)	σ (25)	solar ref (26)	references (27)
Ba stars												
BD +18:5215	1.46	0.05	1.15	0.06	1.23	0.05	0.25	0.10	0.45	0.19	Gr98	(46)
HR 107	0.95	0.05	0.63	0.06	0.53	0.05	0.05	0.10	0.90	0.19	Gr98	(46)
HD 749	1.18	0.19	1.22	0.19	1.62	0.19	0.34	0.21	0.38	0.29	Gr98	(46)
HD 5424	1.04	0.20	1.28	0.05	1.66	0.16	0.49	0.05	0.91	0.10	As05	(52)
	1.48	0.19	1.51	0.19	1.98	0.19	0.47	0.21	1.10	0.29	Gr98	(46)
HD 8270	1.11	0.05	0.96	0.06	0.95	0.05	0.33	0.10	0.50	0.19	Gr98	(46)
HD 12392	1.51	0.19	1.57	0.19	1.79	0.19	0.49	0.21	1.15	0.29	Gr98	(46)
HD 13551	1.16	0.05	0.95	0.06	1.03	0.05	0.22	0.10	0.50	0.19	Gr98	(46)
HD 22589	0.88	0.05	0.66	0.06	0.57	0.05	0.22	0.10	-0.15	0.19	Gr98	(46)
HD 24035	1.07	0.20	1.01	0.05	1.63	0.13	0.32	0.05	0.94	0.10	As05	(52)

Table 4. Same as Table 2 for stars with $[\text{C}/\text{Fe}] < 0.9$. *The entire table will be published in A&A*

3. Ba stars and CEMP-s stars

Jorissen & Van Eck (2000) demonstrate that Ba stars are just part of a binary evolutionary sequence which also involves MS, S and C stars without lines from the unstable element Tc (see their Figure 1), and Allen & Barbuy (2006b) conclude that Ba stars have the same s-process signature as AGB stars. Figure 1 shows that they exhibit [Ba/Fe] and [Eu/Fe] ratios identical to CEMP-s stars. Following Cohen et al. (2006), we thus suggest that CEMP-s stars and Ba stars belong to the same category of mass-transfer binaries from a former AGB companion, and differ only on the ground of their metallicity. Ba stars are not as carbon-enhanced as CEMP-s stars because their composition prior to the mass transfer from the AGB star had already high C and O content, and, in such circumstances, the C present in the accreted material is not sufficient to bring the resulting C/O ratio above unity. Hence, even after the transfer of C-rich material from the AGB companion, the [C/H] ratio remains close to the Galactic average (dotted line in Fig. 3). Thus, the C/O ratio remains below 1, and CH or C₂ lines are less intense in the spectra of Ba stars than in their more metal-poor counterparts. Therefore, we argue that the same nucleosynthesis processes are responsible for the C and s-element production in Ba stars and CEMP-s stars, which just differ by metallicity. Note that in the following plots we include Ba stars to give a broader view of AGB nucleosynthesis, thus making it possible to identify the impact of metallicity. In Fig. 3, we also highlight the effect of dilution (either in the AGB envelope or when the material transferred from the AGB star is mixed with material in the companion's envelope). We calculate the dilution tracks of the neutron-capture elements as follows:

$$Eu = (1 - d) \times Eu_s + d \times Eu_{\text{init}} \quad (1)$$

$$Ba = \left. \frac{Ba}{Eu} \right|_s \times (1 - d) \times Eu_s + \left. \frac{Ba}{Eu} \right|_{\text{init}} \times d \times Eu_{\text{init}} \quad (2)$$

with d being the dilution factor (ranging from 0 to 1) and Eu and Ba being the resulting Ba and Eu abundances after dilution. We chose $\left. \frac{Ba}{Eu} \right|_s$ so that $[\text{Ba}/\text{Eu}]_s = 1$ as observed in CEMP-s stars and $\left. \frac{Ba}{Eu} \right|_{\text{init}}$ and Eu_{init} so that $[\text{Ba}/\text{Eu}]_{\text{init}} = 0$ and $[\text{Eu}/\text{Fe}] = 0$ as it is expected in matter of solar metallicity. We apply this formula to 3 values of s-process Eu (Eu_s) so that $[\text{Eu}/\text{Fe}]_s = 0.0, 0.4, 0.9$, matching the observed range. This simple calculation demonstrates that the scatter observed for the neutron-capture elements in Ba stars and for C in CEMP-s stars may at least be partly ascribed to dilution.

4. CEMP-low-s stars: the low s-process counterparts of CEMP-s stars

The discovery of CEMP stars that have low Ba abundances (black crosses in Fig. 3) was exciting, because, as discussed in Sect. 1, it suggested that the carbon enrichment seen in these stars could be due to pollution by a star different from an AGB. The identification of the origin of these stars with low Ba abundances represents a special challenge, because very few abundance data are available for the neutron-capture elements. This difficulty may be ascribed either to a true absence of large overabundances, or to the difficulty

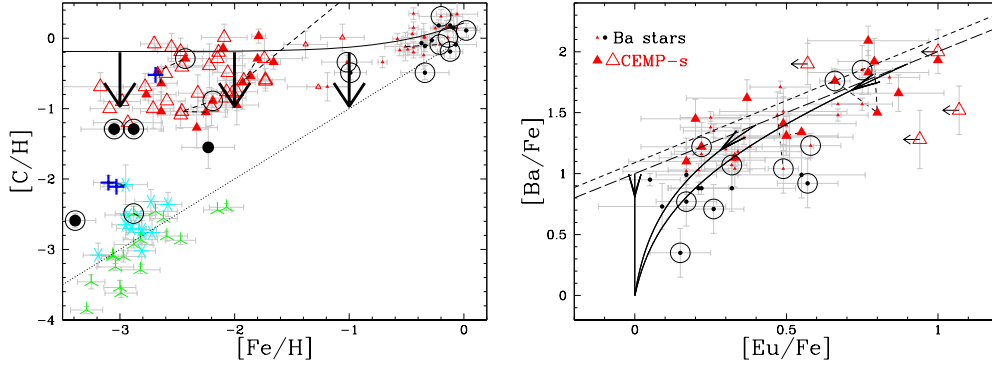


Fig. 3. (left panel) The C content in CEMP-s stars and in Ba stars (see Fig. 2 for a description of symbols). The dotted line represents the Galactic average C content ($[C/Fe] \approx 0$) and the solid line stands for a constant amount of C ($[C/H] = -0.2$) added to the initial Galactic average content. The black arrows represent a arbitrary dilution factor of the accreted C. This assumption of a constant C abundance in the accreted material is consistent with a primary C production in AGB stars. This simple calculation shows that Ba stars are indeed the analogues of C stars at high metallicities. (right panel) $[Ba/Fe]$ as a function of $[Eu/Fe]$ for Ba stars and CEMP-s/low-s stars. The black arrows represent the track followed by the abundance ratios when increasing the dilution of s-process enriched material in a solar-composition material. This demonstrates that a varying dilution of s-process-rich material into solar-composition material can explain the global trend of $[Ba/Fe]$ and $[Eu/Fe]$ ratios in Ba stars.

of detecting the spectral lines when the metallicity is very low, even in the presence of overabundances. This situation is illustrated by Fig. 1, where stars currently classified as CEMP-no stars (large crosses) only have an upper limit on their Eu abundances. In Paper I and in Masseron et al. (2006), we derived the Eu abundances for three CEMP-no stars (HE 1419-1324, HE 1001-0243 and CS 30322-023, represented by large circled black dots). Their low Ba abundances would classify them as CEMP-no stars according to Beers & Christlieb (2005).

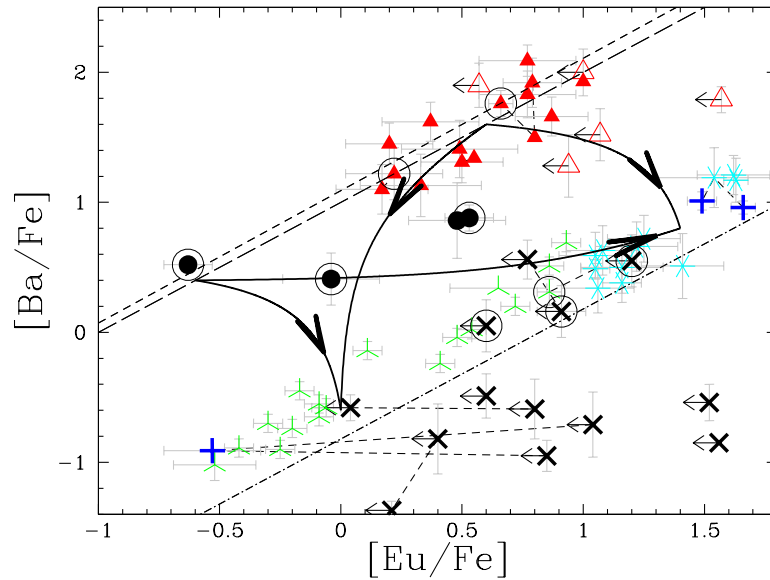


Fig. 4. Ba/Fe and Eu/Fe in metal-poor stars (see Fig. 2 for a description of symbols). The black arrows represent the track followed by the abundance ratios when increasing the dilution of s-process enriched material in a pure r-process material. Because the initial pure s-process composition and the pure r-process composition are unknown, this calculation has been made for 2 sets of s-process Ba and Eu abundances representative of what is observed in CEMP-s and CEMP-low-s stars, and 2 sets of r-process Ba and Eu abundances typical of what is observed in rI and rII stars.

There is yet another star, namely HKII 17435-00532, with properties similar to the three just described (large circled black dots in Fig. 4). So, in addition to high C, they are different from “normal” field stars in their heavy-element abundance. These stars fall between the s- and r-process lines, thus may be accounted for by diluting pure s-process material in pure r-process matter. We

have therefore identified stars with the low Ba enhancements of CEMP-no stars, but the [Ba/Eu] ratios showing contamination by s-process material. We labeled these as CEMP-low-s stars.

We stress that, because the dilution lines (arrows in Fig. 4) cross the region between the s-process and r-process lines, CEMP-low-s stars could erroneously be classified as either CEMP-rs or CEMP-no stars. So far, not many CEMP-low-s stars are known, but we suggest in Sect. 7.2 that a fair fraction of CEMP-no stars could actually turn out to be CEMP-low-s stars after the missing Eu abundances become available.

The situation is a bit different for CS 30322-023. Although its low [Ba/Fe] ratio formally locates it among CEMP-low-s stars, it falls along the pure s-process line, so that there is no need to invoke the above argument involving dilution. CS 30322-023 is also special in being a genuine low-metallicity AGB star, with a very low initial Eu content (Paper I and Masseron et al., 2006)! Thus, there has been no dilution associated with mass-transfer from an AGB companion for this star, and its envelope contains pure s-processed matter brought there by the third dredge-up. All the Eu initially present has been overwhelmed by the s-process Eu brought by the dredged-up matter.

In the remainder of this paper, the four stars forming the CEMP-low-s category will be included with the CEMP-s and CEMP-no stars in figures and discussions.

5. The nature of the companion of CEMP-s stars

The good agreement between the predicted and observed $[\text{Ba}/\text{Eu}]$ and $[\text{La}/\text{Eu}]$ ratios in CEMP-s and CEMP-low-s stars (Fig. 1) supports the standard model for the operation of the s-process in AGB stars through the $^{13}\text{C}(\alpha, n)^{16}\text{O}$ neutron source (Straniero et al., 1995; Goriely & Mowlavi, 2000). Consequently, we expect the Ba/C ratio to depend on metallicity (Clayton, 1988). This is because C is of primary origin (independent of metallicity; due to the triple- α reaction in the He-burning shell), whereas the production of Ba is secondary (it depends on the availability of Fe seed nuclei). The trend of Ba with metallicity predicted by the operation of the $^{13}\text{C}(\alpha, n)^{16}\text{O}$ neutron source is, however, a complicated one. First, one should remark that the Ba abundance at the surface of AGB stars where $^{13}\text{C}(\alpha, n)^{16}\text{O}$ operates is affected by three different factors:

(i) the low number of available Fe seed nuclei is the major limiting factor at the lowest metallicities. Hence, the $[\text{Ba}/\text{C}]$ increases up to $[\text{Fe}/\text{H}] = -1$ (Fig.5).

(ii) the s-process abundance pattern (i.e., the ratio $[\text{vhs}/\text{hs}]$ where 'vhs' stands for third-peak s-process elements like Pb and 'hs' stands for second-peak s-process elements like Ba, La or Ce) varies as well with metallicity, since the number of neutrons captured per seed nuclei increases with decreasing metallicity. This is because the $^{13}\text{C}(\alpha, n)^{16}\text{O}$ neutron source involves primary fuels, namely ^{12}C and protons, through $^{12}\text{C}(p, \gamma)^{13}\text{N}(\beta^+)^{13}\text{C}$. Hence, the number of available neutrons remains the same at all metallicities (see , however, item (iii) below). But since the available Fe seed nuclei decreases with metallicity, at low metallicities the number of neutrons captured per Fe seed nuclei is large, and heavy s-process elements like Pb are produced (see Fig. 6). At intermediate metallicities, though, the number of neutrons captured is just enough to synthesize second-peak elements like Ba. The Ba abundance should thus reach a maximum at intermediate metallicities.

(iii) the number of neutrons available will depend on the size of the proton pocket mixed in the carbon zone, which is currently not constrained by the models, since the physical mechanism responsible for the proton diffusion in the C-rich shell remains unknown. The Ba enrichment predicted by the models is affected by this uncertainty, but the C enrichment is not. Hence, the $[\text{Ba}/\text{C}]$ ratio is not totally independent of mixing: although not affected by the third dredge-up, it is dependent on the size of the proton pocket, the variation of which may account for the scatter in s-process-element abundances such as Ce (left panel of Fig. 5).

Figure 5 shows that the $[\text{Ba}/\text{C}]$ ratio in CEMP-s stars qualitatively follows the expected trend, being maximum around $[\text{Fe}/\text{H}] = -1$ ². The small scatter (0.28 dex) on the $[\text{Ba}/\text{C}]$ vs. $[\text{Fe}/\text{H}]$ relationship is indeed quite remarkable. It is comparable to the root-mean-square of the uncertainties on the measurements (~ 0.2 dex). Therefore, the Ba/C ratio resulting from the s-process nucleosynthesis is not expected to vary much from star to star at a given metallicity. Although current AGB models explain well the $[\text{Ba}/\text{C}]$ behavior as a function of metallicity, none of them reproduce it quantitatively. Hence, our results set strict constraints on the proton-diffusion mechanism producing ^{13}C as this correlation links C production in the AGB with the s-process.

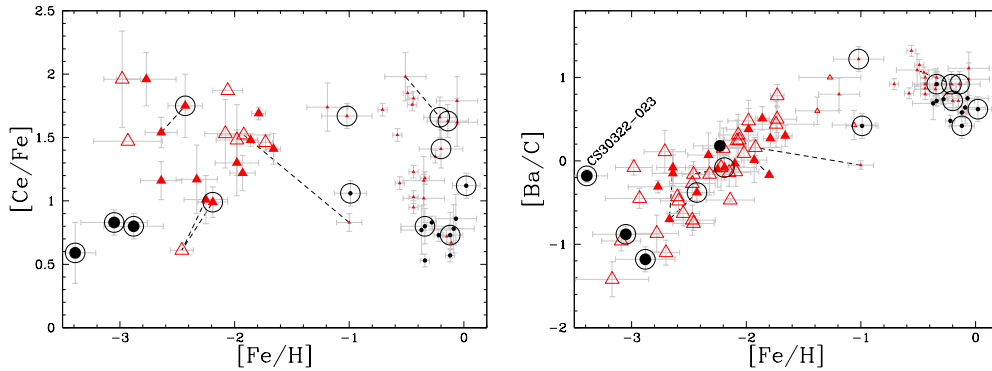


Fig. 5. $[\text{Ce}/\text{Fe}]$ (left panel) and $[\text{Ba}/\text{C}]$ (right panel) as a function of metallicity for CEMP-s and Ba stars (see Fig. 2 for a description of symbols). Ce as a representative s-process element is very scattered at all metallicities. Note that the right panel is equivalent to $[\text{Ba}/\text{Fe}]$ vs $[\text{C}/\text{H}]$ (e.g. Fig. 8 of Aoki et al., 2002c) with the advantage of canceling dilution and mass-transfer effects. There is a strong correlation between Ba and C synthesis. A maximum is obtained for $[\text{Fe}/\text{H}]$ between -1.0 and -0.6 as expected by Goriely & Mowlavi (2000) and Busso et al. (2001).

Concerning the s-process abundance pattern, recent improvements in the accuracy of the abundances have revealed that not all the elements in a given s-process peak behave similarly. Therefore, we choose to show single-element ratios in Fig. 6. This figure shows that the Pb/Ba ratio is increasing as metallicity decreases, as expected from the models (Gallino et al., 1998; Goriely & Mowlavi, 2000; Busso et al., 2001). We stress in particular that three stars formerly classified as CEMP-no for which we derived the Pb abundance (Paper I) fall along the expected trend; hence, they were reclassified as CEMP-low-s in Sect. 4.

However, these figures show as well a significant scatter around these broad trends. We remind the reader that Pb and Ba might be affected by observational uncertainties. Lead is very challenging to measure as it generally relies on one single line (405.77 nm) blended by a regular CH line (405.78 nm) and a broad CH-predissociation line (405.58 nm) (Plez et al., 2008), and is very sensitive to stellar parameters. The large spread in the Pb abundances derived by different authors in a given star illustrates these difficulties. For example, CS 22942-019 has been analyzed in this work as well as by Aoki et al. (2002c), and there is a large discrepancy

² As $[\text{C}/\text{N}] \approx 0$ in CEMP-s stars (see Sect.6.4.1), identical values are found for $[\text{Ba}/\text{C}+\text{N}]$

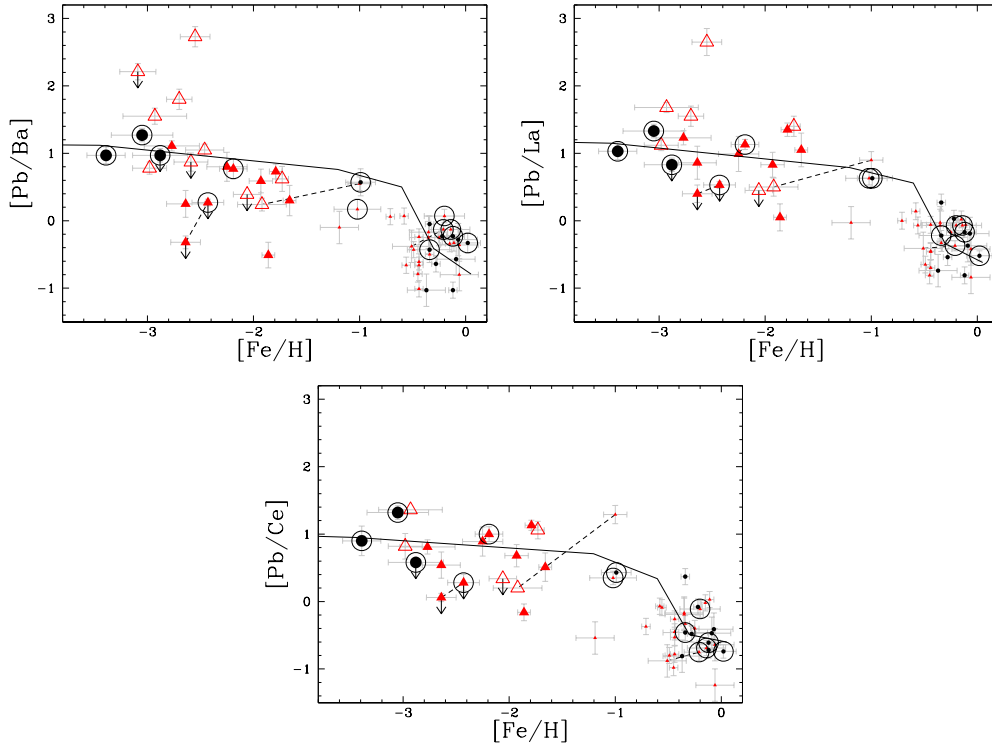


Fig. 6. Third-peak to second-peak s-process element ratios for CEMP-s and Ba stars (see Fig. 2 for a description of symbols). We also plot here our Pb measurements of CEMP-low-s stars as these are the only ones in the literature for this category. The solid line connects the predictions for different metallicities from Goriely & Mowlavi (2000) (after 10 dredge-ups), Goriely & Siess (2001) and Masseron et al. (2006).

between the upper limits on the Pb abundance derived by these two studies (≈ 0.6 dex). Ba might as well be affected by large measurement errors as illustrated by the different [Ba/Fe] ratios in CS 22942-19, as most of the Ba lines used in spectroscopic studies are resonance lines sensitive to non-LTE effects and usually quite strong.

There are also theoretical uncertainties. In the proton-mixing scenario (Goriely & Mowlavi 2000), the [vhs/hs] ratio is essentially controlled by the metallicity. As shown by Van Eck et al. (2003), uncertainties originating from unknown dilution factors or from the proton mixing profile has an impact of ± 0.2 dex on the Pb/Ba ratio. The scatter observed in Fig. 6 clearly indicates that additional parameters need to be considered. In particular, it has been suggested (Goriely & Siess, 2004) that the ingestion of protons in hot AGB stars can modify the neutron irradiation and lead to noticeably different s-abundance distributions. A deep hot third dredge-up tends to reduce the s-process efficiency, the protons injected into the C-rich layers producing a ^{14}N -rich region rather than a ^{13}C -rich pocket.

6. The possible nature of the companions to CEMP-rs stars

The puzzling abundance pattern in CEMP-rs stars, characterized by large overabundances of neutron-capture elements (as illustrated in Fig. 1), has given rise to various hypotheses (see Jonsell et al., 2006, for a detailed review). The binarity of these stars has now been confirmed (e.g. Paper I, and Barbuy et al., 2005). Because of the relatively old age of these low-metallicity halo stars, an initial pollution of their original gas by C, N and neutron-capture elements requires a very fast evolving object. But current models of massive stars predict a pure r-process pattern (Woosley & Weaver, 1995) or a weak s-process (Pignatari et al., 2008), but none support a rs pattern (and in particular the large Pb enhancement).

In addition, Jonsell et al. (2006) noticed that the large number of CEMP-rs stars observed at low metallicities casts doubt on the probability of a two-source pollution scenario including at least one massive star. However, neither the IMF nor the multiple system frequency are known at low metallicity. Actually, the estimates from Tumlinson (2007) support the fact that the IMF should be pushed toward high masses at low metallicities, and the simulation of Vanhala & Cameron (1998) predicts that the explosion of the first generations of massive stars would favour the formation of binaries, thus would privilege the formation of binary systems with the imprints of a massive star. Alternatively, Cohen et al. (2003) hypothesized that CEMP-rs stars are first polluted by the s-process from an AGB primary companion, which subsequently turns into a white dwarf. This white dwarf later accretes material back from the secondary companion, and if the white dwarf is an O-Ne-Mg dwarf, accretion-induced collapse of the white dwarf ensues and leads to a neutron star (Nomoto & Kondo, 1991; Justham et al., 2009). A neutrino-driven wind from the forming neutron star enriches the secondary star in the r-process elements, leading to the final abundances in the CEMP-rs star. We stress that this scenario involves an O-Ne-Mg white dwarf, and this requirement strongly reduces the frequency of occurrence of the scenario.

Nevertheless, the calculations of Aoki et al. (2006) established that s-process and r-process behave are almost independent contributors to the final yields. Following this argument, Johnson & Bolte (2004) failed to reproduce in detail the extensive abundance pattern observed in the CEMP-rs star CS 31062-50 by adding an s-process pattern to an r-process pattern. Furthermore, Masseron (2006) demonstrated that the addition of Ba and Eu abundances as observed in CEMP-s stars (representing the contribution of a low-metallicity AGB star) to the Ba and Eu abundance as observed in rII stars (representing the contribution of a low-metallicity massive star) falls below the amount of Ba and Eu observed in CEMP-rs stars. Hence, we argue that the double enhancement scenario does not hold. Thus, it appears that a non standard s-process is the best candidate to explain the CEMP-rs phenomenon and most certainly from a unique companion (likely an AGB star).

6.1. Evidence for the operation of the $^{22}\text{Ne}(\alpha, n)^{25}\text{Mg}$ neutron source in CEMP-rs companions

In Sect. 5, we established that in CEMP-s stars, both the s-process element overabundances (reflected in Ba/C) and the s-process efficiency (reflected in the third-peak to second-peak abundance ratios) depended, at least to some extent, on the metallicity of the AGB star. One striking fact in CEMP-rs stars is that the Ba/C ratio does not show any correlation with metallicity (Fig. 7), despite the strong correlation between the production of Ce and metallicity highlighted by the small scatter in [Ce/Fe] values in CEMP-rs stars (Fig. 8). Similarly, the s-process efficiency does not show any correlation with metallicity but rather with N (Fig. 9)!

In fact, according to Goriely & Siess (2005), the correlation between [Pb/hs] (with hs = Ba, La or Ce) and N is evidence for a convective s-process driven by the $^{22}\text{Ne}(\alpha, n)^{25}\text{Mg}$ neutron source operating in thermal pulses of AGB stars. When a thermal pulse occurs, N (left over from the former hydrogen-burning) is fully burnt through the $^{14}\text{N}(\alpha, \gamma)^{18}\text{F}(\beta^+, \nu)^{18}\text{O}(\alpha, \gamma)^{22}\text{Ne}$ reaction, and neutrons are released by the subsequent $^{22}\text{Ne}(\alpha, n)^{25}\text{Mg}$ reaction. When the temperature is high enough in the convective pulse (i.e., the AGB star must be rather massive), this reaction is a very efficient neutron source leading to an efficient production of s-process elements. This is consistent with the large overabundances of Ba, La, Ce, and Pb observed in CEMP-rs stars. It is also expected that ^{25}Mg and ^{26}Mg are significantly produced in AGB stars with high masses (Karakas & Lattanzio, 2003). This is what is potentially observed in Fig. 10, where the observed Mg ($= ^{24}\text{Mg} + ^{25}\text{Mg} + ^{26}\text{Mg}$) is enhanced in some of the CEMP-rs stars.

Moreover the high neutron density associated with $^{22}\text{Ne}(\alpha, n)^{25}\text{Mg}$ is predicted to favour the so-called sr-nuclei production (Gallino et al., 1998; Goriely & Mowlavi, 2000), notably ^{142}Ce , as well as r-process nuclei like ^{151}Eu and ^{153}Eu (Goriely & Siess, 2005). It then becomes clear why [Eu/Fe] increases at the same time as [Ba/Fe] (Fig. 1).

If the $^{22}\text{Ne}(\alpha, n)^{25}\text{Mg}$ neutron source is responsible for the synthesis of the heavy elements now observed in CEMP-rs stars, [Ba/Mg] (rather than [Ba/C], as is the case for CEMP-s stars) should correlate with metallicity. The right panel of Fig. 7 hints at such a trend, although the scatter is large. The causes for such a scatter are many: (i) the Mg abundance may be dominated by the isotope ^{24}Mg , not altered by the operation of $^{22}\text{Ne}(\alpha, n)^{25}\text{Mg}$; (ii) the efficiency of the $^{22}\text{Ne}(\alpha, n)^{25}\text{Mg}$ neutron source is very sensitive to the temperature at the base of the thermal pulse, which is in turn a function of mass, metallicity and pulse number. The lifetime of ^{22}Ne against $^{22}\text{Ne}(\alpha, n)^{25}\text{Mg}$ (which controls the s-process efficiency) is moreover difficult to predict with certainty, given the large uncertainties still plaguing that reaction rate. To activate the $^{22}\text{Ne}(\alpha, n)^{25}\text{Mg}$ reaction, temperatures larger than about 3.5×10^8 K are needed at the base of the convective pulse. These temperatures are only expected in stars more massive than about $3 M_{\odot}$.

Figure 11 shows that [La/Ce] ≈ 0 in CEMP-rs stars while the calculations by Goriely & Siess (2005) predict a negative value from the operation of the $^{13}\text{C}(\alpha, n)^{16}\text{O}$ neutron source. The consistently larger [La/Ce] values observed for CEMP-rs stars are thus a strong indication that the $^{13}\text{C}(\alpha, n)^{16}\text{O}$ neutron source does not operate in those stars, as already suggested above from various other arguments. Moreover, it is very meaningful that the [La/Ce] values observed in CEMP-rs stars are in fact compatible with the values 0.2 - 0.4 dex predicted from the operation of the $^{22}\text{Ne}(\alpha, n)^{25}\text{Mg}$ neutron source in warm pulses, and after dilution in the AGB envelope (Goriely & Siess, 2005). The operation of $^{22}\text{Ne}(\alpha, n)^{25}\text{Mg}$ alone does not, however, lead to Pb production, and would thus appear inconsistent with the large [Pb/hs] ratios seen on Fig. 9. Fortunately, such large Pb overabundances are predicted when $^{13}\text{C}(\alpha, n)^{16}\text{O}$ and $^{22}\text{Ne}(\alpha, n)^{25}\text{Mg}$ operate jointly, which should be the case in a limited mass range (Goriely & Siess, 2004,

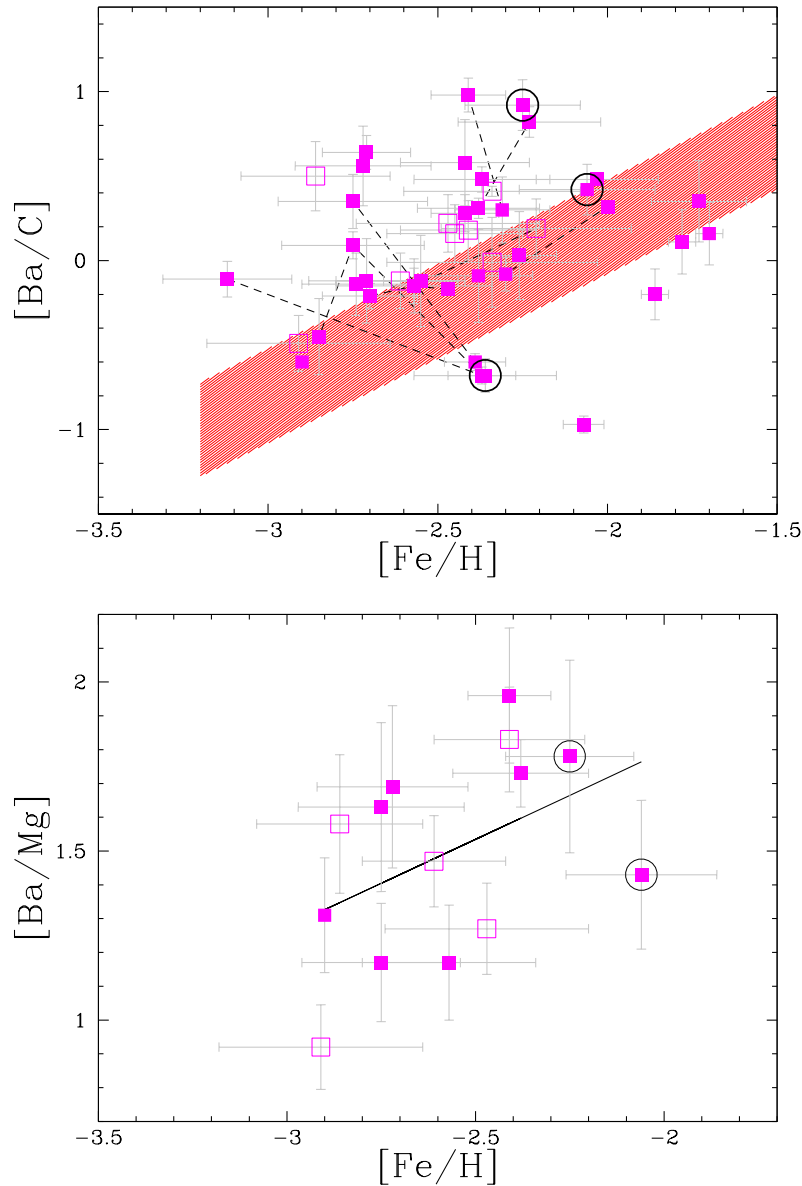


Fig. 7. Upper panel: $[Ba/C]$ in CEMP-rs stars as a function of metallicity (see Fig. 2 for a description of symbols). No correlation is observed, in contrast to CEMP-s stars (shaded area from Fig. 5). Lower panel: $[Ba/Mg]$ in CEMP-rs stars with $[Mg/Fe] > 0.6$, as a function of metallicity. There is an apparent trend (the correlation coefficient of the least-square fit (solid line) is 0.55)

2005). Finally, we emphasize that the last up-to-date models from Cristallo et al. (2009) support a non negligible contribution of the $^{22}\text{Ne}(\alpha, n)^{25}\text{Mg}$ reaction to the s-process in a $2 M_{\odot}$ low-metallicity AGB star.

6.2. Evidence for mixing in CEMP-rs stars

It must be stressed that the evolution of the CEMP star itself could also affect the abundance ratios like $[X/Fe]$ or $[X/H]$, and even the $[C/N]$ ratio. In general, after stars leave the main sequence and before they ascend the giant branch, they undergo the first dredge-up. This convective process brings up material that has been processed by the CN cycle during the main sequence, and brings N-rich and C-poor material to the surface. Therefore, in normal stars that have homogeneous envelopes, the first dredge-up is responsible for low $[C/H]$ and high $[N/H]$ above some luminosity threshold ($\log L/L_{\odot} \sim 1$).

However, the situation may be different from the above picture describing the standard first dredge-up, if a star had transferred AGB material in a thin layer on its surface while on the main sequence, as CEMP stars did. The dilution resulting from mass transfer is governed by the convective or radiative nature of the accretor envelope, and by the difference between the molecular weights of the accretor's initial envelope and of the accreted matter. When the abundance differences are large enough between the initial composition and the accreted material, thermohaline mixing will operate (Proffitt & Michaud, 1989; Barbuy et al., 1992), and dilute the accreted material in the star's envelope before the first dredge-up occurs. The respective depths of thermohaline mixing

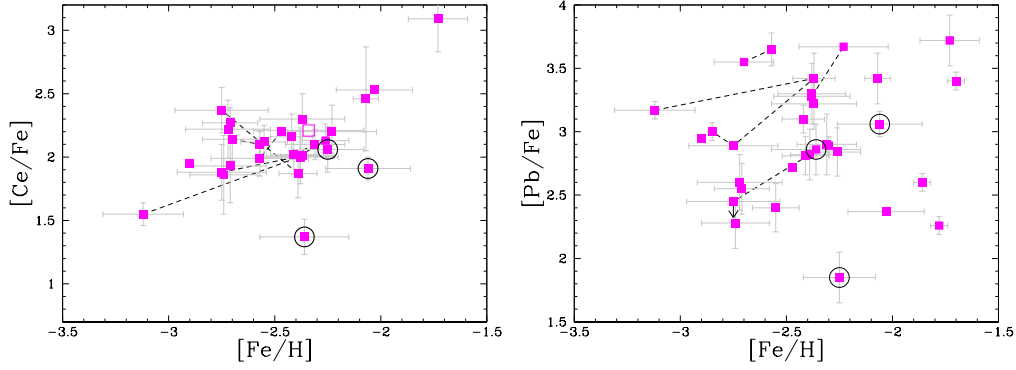


Fig. 8. Ce and Pb enhancements as a function of metallicity in CEMP-rs stars (see Fig. 2 for a description of symbols). The narrow scatter in Ce/Fe highlights a strong dependence between Ce production with metallicity in contrast to Pb, also produced in large quantities but with a large range of abundances. If dilution was causing the scatter in [Pb/Fe], we would expect a similar scatter in [Ce/Fe].

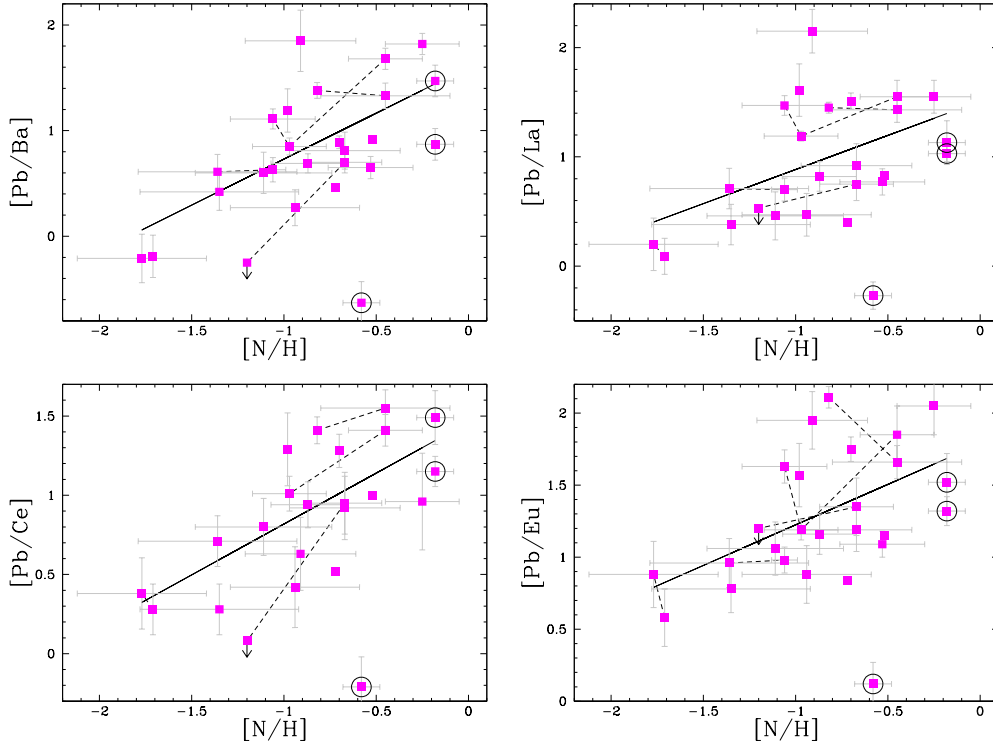


Fig. 9. Third- to second-peak abundance ratios as a function of N in CEMP-rs stars (see Fig. 2 for a description of symbols). Solid lines are least-square fits. The corresponding correlation coefficients from top-left to down-right panels are 0.65, 0.51, 0.68 and 0.58. Clear correlations are observed between third- and second-peak abundance ratios, especially in the case of Ce.

and first dredge-up will fix the surface $[C/H]$ and $[N/H]$ ratios. If thermohaline mixing does not extend very deeply, dilution in the star's envelope by the first dredge-up will dominate and all abundances of accreted elements (e.g. $[C/H]$, $[N/H]$, $[Ba/Fe]$) will drop (Denissenkov & Pinsonneault, 2008). In the situation where thermohaline mixing is deep enough, the first dredge-up may not even leave any observable signature on the C and N abundances. In the extreme case where thermohaline mixing drags the accreted C and N down into the H burning region, C is processed through the CN cycle. The first dredge-up is then expected to bring to the surface depleted C, enhanced N (Stancliffe et al., 2007) and leave unchanged the other ratios (e.g. $[Ba/Fe]$, $[C+N/H]$).

On top of putting constraints on the nucleosynthesis processes in CEMP companions, we can use abundance ratios to study the depth of the dilution in the polluted star by comparing abundance ratios at different evolutionary stages. We emphasize that this approach is only valid when the overabundances in accreted material overwhelm the initial abundances. In this regard, CEMP-rs stars offer the best conditions because they show the largest overabundances. We determined the luminosities of our sample stars from their surface parameters (T_{eff} and $\log g$) and assumed they all are $0.8 M_{\odot}$ stars (see Fig. 12).

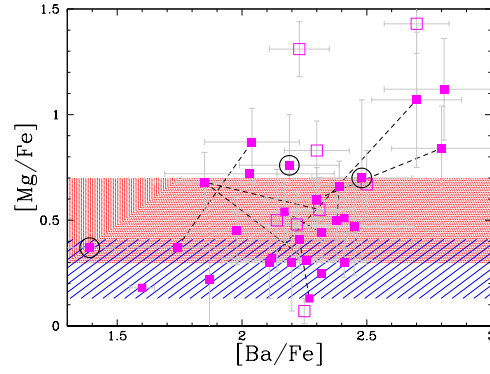


Fig. 10. Mg enhancement vs Ba enhancement in CEMP-rs stars (see Fig. 2 for a description of symbols). The red shaded area represents the average $[Mg/Fe] \pm 1\sigma$ for CEMP-s stars while the blue hatched area represent the average $[Mg/Fe] \pm 1\sigma$ for rI and rII stars reflecting the galactic mean value. Mg and Ba are simultaneously enhanced in some CEMP-rs stars compared to the galactic mean value, reinforcing the idea that the $^{22}\text{Ne}(\alpha, n)^{25}\text{Mg}$ reaction occurred intensively in these stars.

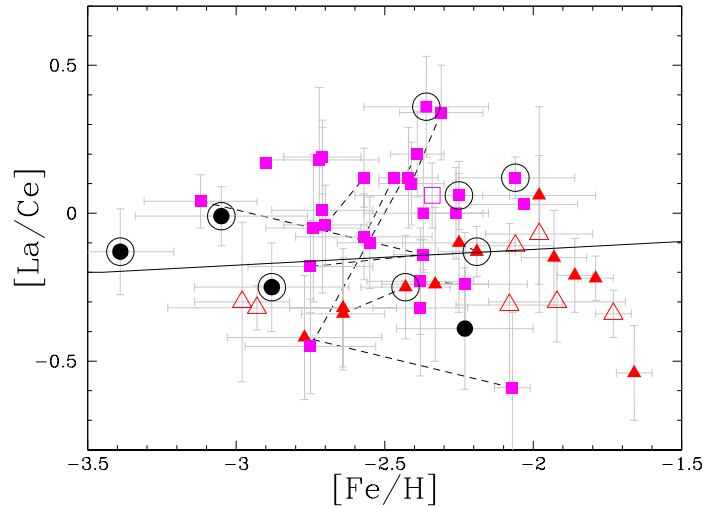


Fig. 11. $[La/Ce]$ in CEMP-s stars (red triangles) and in CEMP-rs stars (magenta squares). The solid line connects the predictions for different metallicities from Goriely & Mowlavi (2000) (after 10 dredge-ups), Goriely & Siess (2001) and Masseron et al. (2006). While CEMP-s stars show negative $[La/Ce]$ ratios in agreement with predictions, CEMP-rs show $[La/Ce] \approx 0$ ratios.

C abundances, $[Ba/Fe]$ and $[Ce/Fe]$ ratios in Figs. 13 and 14 clearly show no distinction between dwarfs and giants. Therefore we see no signature of dilution in CEMP-rs stars, so that the accreted material must have been mixed in the star during the main sequence and/or turn off.

The accretion of material, particularly on the main sequence, may affect the position of a star in the HR diagram. It is remarkable in Fig. 12 that all stars agree well with a 12 Gyr isochrone, except for some of the main-sequence and turn-off CEMP-rs stars which are significantly bluer. (One should keep in mind, however, that in some studies, isochrones were used to determine gravities). The off-sequence stars occupy a similar region of the HR diagram as the blue stragglers, where mixing has occurred on the main sequence. Stancliffe et al. (2007) found in their model that thermohaline mixing of the C-rich material is deep enough to reach the H combustion layers, so that it stimulates H burning and increases the luminosity of the star. Jonsell et al. (2006) already suspected a relation between CEMP-rs stars and blue stragglers (hypothesis VIII). According to Stancliffe et al. (2007), the additional luminosity is a direct consequence of the enhanced CN mixed throughout the star, thus boosting the CNO cycle. Therefore, they also expect strong N enhancement after the 1st dredge-up (occurring around $\log(L/L_{\odot}) \approx 1$). But Fig. 14 shows no clear increase in N for stars with $\log(L/L_{\odot}) > 1$.

The examination of the abundances as a function of CEMP-rs parameters leads to 3 main conclusions: (i) the abundances observed in CEMP-rs stars are not affected by the dilution associated with the first dredge-up in the atmosphere of the CEMP star;

(ii) on the contrary, the accreted material seems to alter the evolution of CEMP-rs stars, like for blue stragglers. This requires a large amount of accreted material, consistent with the fact that the companion had to lose a large amount of mass, thus being relatively massive;

(iii) the variation of the amount of transferred material from one CEMP-rs star to another is below the measurement uncertainties (right panel of Fig. 13). Therefore, abundance trends such as that observed for N/H are free from the scatter associated with variable

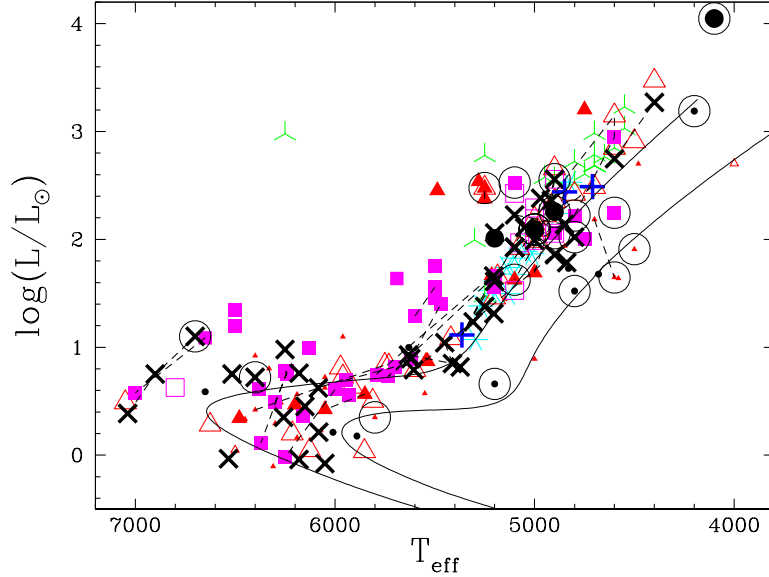


Fig. 12. The Hertzsprung-Russell diagram for the entire sample (see Figure 2 for a description of symbols). The luminosity has been calculated with the following formula: $\log L/L_{\odot} = \log(M/M_{\odot}) + 4 \log(T_{\text{eff}}/T_{\text{eff}\odot}) - \log(g/g_{\odot})$ adopting $0.8 M_{\odot}$ for all the stars and taking T_{eff} and $\log(g)$ from column (2) of Tables 1 and 3. The black solid lines are 12 Gyr isochrones for $[\text{Fe}/\text{H}] = -1.01$ (right curve) and -2.31 (left curve), both α -enhanced, from Vandenberg et al. (2006). While most of the stars fall on the isochrones, some CEMP-rs stars (magenta squares) and a couple of CEMP-no stars (black crosses) are bluer and more luminous.

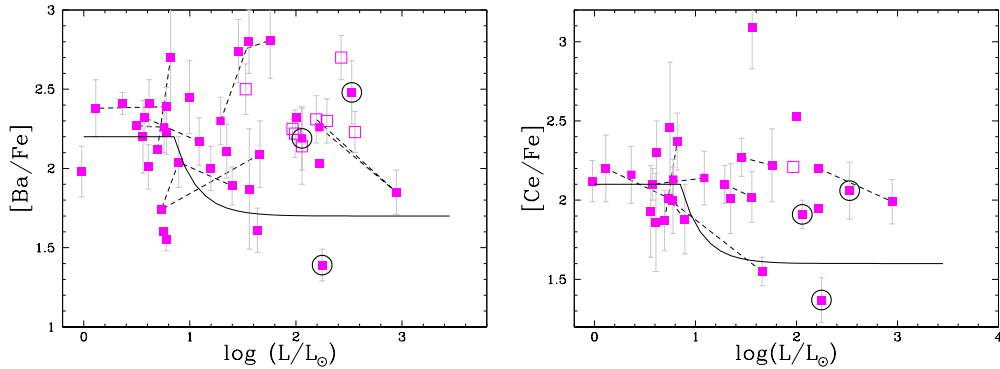


Fig. 13. $[\text{Ba}/\text{Fe}]$ and $[\text{Ce}/\text{Fe}]$ vs luminosity in CEMP-rs stars (see Fig. 2 for a description of symbols). Whereas the accreted $[\text{Ba}/\text{Fe}]$ is expected to be diluted in the star after the first dredge-up ($\log(L/L_{\odot}) \approx 1$) as predicted by Denissenkov & Pinsonneault (2008) (solid line), $[\text{Ba}/\text{Fe}]$ in CEMP-rs stars does not show any such signature of depletion between main sequence and giant stars ($\langle [\text{Ba}/\text{Fe}] \rangle_{\text{dwarfs}} = 2.23 \pm 0.39$ and $\langle [\text{Ba}/\text{Fe}] \rangle_{\text{giants}} = 2.21 \pm 0.34$). The $[\text{Ce}/\text{Fe}]$ scatter is very small ($\sigma = 0.24$ dex compared to 0.19 dex random measurement uncertainty) and independent of the star luminosity.

mass-transfer efficiencies.

6.3. Thermohaline mixing and first dredge-up dilution in CEMP-s and CEMP-no stars.

Like CEMP-rs stars, CEMP-s stars show large C enhancements in their atmosphere; therefore thermohaline mixing could be expected to be at work as well. Aoki et al. (2008) point out that their earlier data (Aoki et al., 2007) for Ba-enhanced CEMP stars do not support thermohaline mixing. We confirm that in CEMP-s stars, the average $[\text{C}+\text{N}/\text{H}]$ show an apparent discrepancy between giants and dwarfs, but $[\text{Ba}/\text{Fe}]$ remains remarkably homogeneous (Fig. 15). The dilution should affect in a similar way all the accreted elements. Since this is not what is observed in CEMP-s stars from the comparison of C+N and Ba data, we conclude that there is no clear signature of dilution of the accreted material after the first dredge-up in CEMP-s stars, in contrast to Aoki et al. (2008)'s conclusions.

For CEMP-no stars, the situation is different. As noted by Aoki et al. (2002c), CEMP-no stars show mild C-enrichment on average: CEMP-no stars have $[\text{C}/\text{H}] = -1.42 \pm 0.86$ whereas CEMP-rs have $[\text{C}/\text{H}] = -0.28 \pm 0.28$ and CEMP-s stars have $[\text{C}/\text{H}] = -0.62 \pm 0.34$.

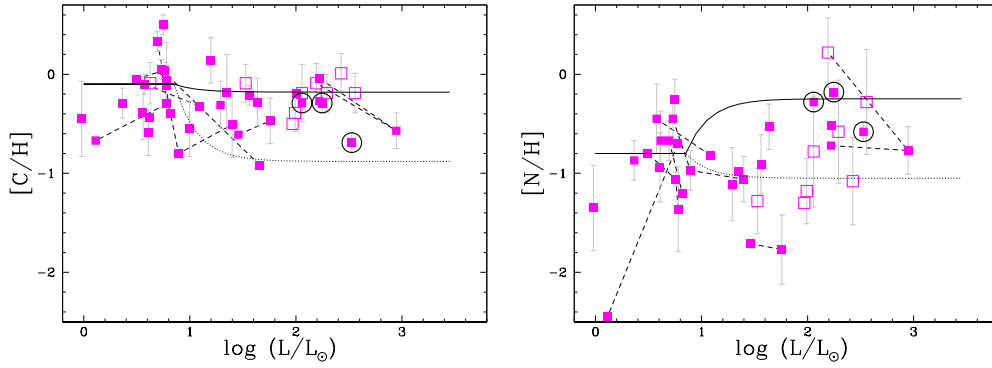


Fig. 14. C and N abundances in CEMP-rs stars (see Fig. 2 for a description of symbols). The solid line is the predicted abundance trend with thermohaline mixing while the dotted line is without thermohaline mixing but dilution after the first dredge-up from Stancliffe et al. (2007). C is constant with luminosity ($\langle [C/H] \rangle_{\text{dwarfs}} = -0.23 \pm 0.33$ and $\langle [C/H] \rangle_{\text{giants}} = -0.30 \pm 0.24$). But it is not clear whether N is enhanced after the 1st dredge-up. We note as well that the C scatter is much lower than the N scatter.

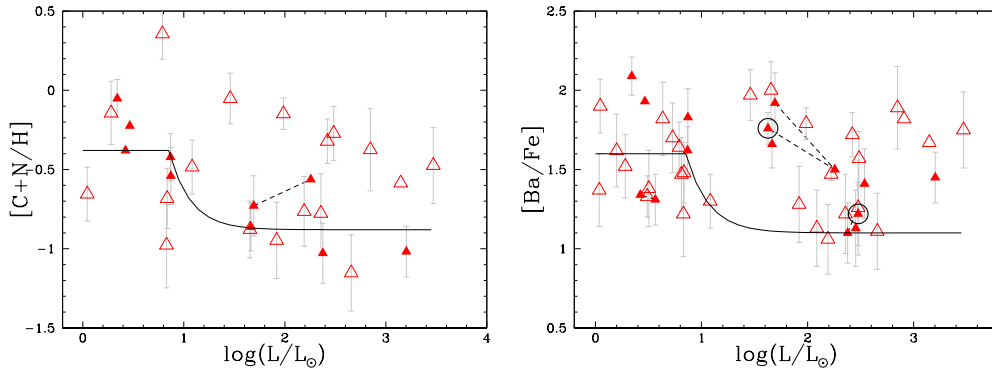


Fig. 15. $[C+N/H]$ and $[Ba/Fe]$ in CEMP-s stars as a function of luminosity. While the average $[C+N/H]$ shows a discrepancy between dwarfs and giants ($\langle [C+N/H] \rangle = -0.38 \pm 0.35$ for dwarfs and -0.64 ± 0.32 for giants) in apparent agreement with the predictions of Denissenkov & Pinsonneault (2008) (solid line), $[Ba/Fe]$ is very homogeneous between dwarfs and giants ($\langle [Ba/Fe] \rangle = 1.57 \pm 0.25$ for dwarfs and 1.51 ± 0.30 for giants).

Because thermohaline mixing depends on the molecular weight gradient induced by the accretion of heavy elements, a less efficient thermohaline mixing than the one in CEMP-rs stars must be expected for CEMP-no stars. Lucatello et al. (2006) and Aoki et al. (2007) do find a trend of $[C+N/H]$ with the CEMP luminosity. Hence, these two works conclude that thermohaline mixing was negligible and that what is seen is the dilution of the accreted material by the first dredge-up, as estimated by Denissenkov & Pinsonneault (2008). Note however that Lucatello et al. (2006) do not separate CEMP classes, so the trend they found is certainly smoothed between CEMP-no, CEMP-s and CEMP-rs stars.

We show in Fig. 16 that there is a correlation between metallicity and luminosity in CEMP-no stars. In surveys, more giants than dwarfs are expected to be found as their large luminosity allows us to detect them in a larger volume. Consequently, it would appear natural that the more the metallicity decreases and the fewer metal-poor stars detected (e.g. Ryan & Norris, 1991), the more the frequency of giants increases, leading to an apparent correlation between metallicity and luminosity (see Masseron et al., 2006, for more detailed estimates). Therefore we argue that the conclusions of Lucatello et al. (2006) and Aoki et al. (2007) are observationally biased so that the decrease of $[C+N/H]$ as a function of luminosity is dominated by the metallicity trend. Thus, we conclude that we cannot with the current data measure the impact of thermohaline mixing in CEMP-no stars.

6.4. Comparison between CEMP-s and CEMP-rs stars

After examining the neutron-capture elements in CEMP-rs stars, we compare in this section light-element abundances in CEMP-s and CEMP-rs to compare the properties of their respective companions.

6.4.1. Carbon and Nitrogen

N is generally thought to be the result of the CN cycle. As a consequence of this cycle, ^{14}N increases at the expense of ^{12}C , and $^{12}\text{C}/^{13}\text{C}$ is lowered from its initial value. But in low- and intermediate-mass metal-poor stars, ^{14}N can be produced at many different stages, notably after the first dredge-up, during the RGB phase through “extra mixing” (e.g. Gilroy, 1989; Boothroyd & Sackmann,

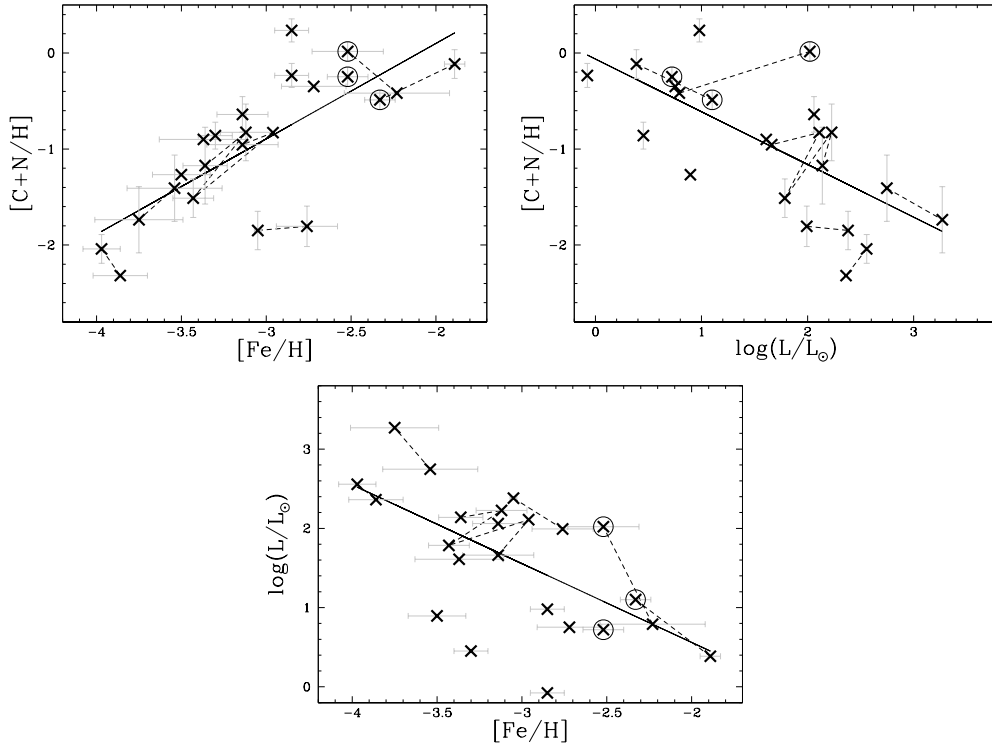


Fig. 16. $[C+N/H]$ in CEMP-no stars as function of metallicity (upper left) and luminosity (upper right). There is a correlation in both cases (the solid lines represent the least-square fits), implying that luminosity is anti-correlated with metallicity (lower panel). This highlights an observational bias in CEMP-no stars.

1999) and during the AGB phase if HBB occurs at the bottom of the convective envelope or if there is “extra mixing” below the convective envelope, of a similar nature than the one occurring during the RGB, but called Cool-Bottom Processing (CBP) in the framework of the AGB evolution (Abia et al., 2001; Nollett et al., 2003). For CEMP stars, the situation is thus more complex as both the CEMP star and its companion can have undergone CN processing. Based on the observation that CEMP stars are also N-rich stars, it is commonly admitted that N originates from the same source as C, i.e. the companion. Very few CEMP stars in our sample have high enough luminosities ($\log(L/L_{\odot}) \gtrsim 2.2$) to undergo extra mixing (Spite et al., 2005), and *a fortiori* neither HBB nor CBP. Thus, CEMP stars could not have produced N through these processes. Moreover, we have demonstrated in Sect.6.2 that there is no significant enhancement of N after CEMP stars’ first dredge-up. Finally, there are strong arguments in favour of N originating from the former AGB companion, notably the fact that the abundances of the s-process elements in CEMP-rs stars are correlated with N (Fig. 9). Since it is very unlikely that CEMP stars have synthesized any s-process elements in their interiors, their AGB companions must have produced both the heavy elements and all the observed N (as well as ^{12}C and ^{13}C).

The model predictions displayed in Fig. 17 reveal that intermediate-mass AGB stars with HBB should have low $[C/N]$ and low $^{12}\text{C}/^{13}\text{C}$ ratios. In contrast, for low-mass AGB stars, no CN processing is expected after the second dredge-up. Consequently, in those stars, the cumulative amount of ^{12}C dredged-up during the AGB phase results in a high $[C/N]$ ratio and a high $^{12}\text{C}/^{13}\text{C}$ ratio. In contrast, all CEMP stars show relatively low $^{12}\text{C}/^{13}\text{C}$ ratios. This suggests that CN processing may have occurred between 3rd dredge-ups, which are known to bring up large amount of ^{12}C to the surface. But, as already noticed by Johnson et al. (2007), CEMP stars show C/N ratios intermediate between the high ratios expected in low-mass stars and the low ratios expected in intermediate-mass stars with HBB. Actually, a low $^{12}\text{C}/^{13}\text{C}$ ratio with $[C/N] \approx 0$ cannot be obtained by a complete CN cycle (which leads instead to $^{12}\text{C}/^{13}\text{C} \approx 4$ and $[C/N] \approx -1.3$, as does HBB). Therefore, as already concluded by Aoki et al. (2002c), C has only been partly processed (possibly in the H-burning shell) before it reaches the quiescent convective envelope. This is indeed a characteristic feature of CBP. Moreover, we show in Fig. 17 that there is a correlation between $^{12}\text{C}/^{13}\text{C}$ and C/N in CEMP stars. It is remarkable that all observed CEMP stars are located in the same region of this diagram and follow the same trend. This correlation is well reproduced by varying the amount of pure ^{12}C . Indeed, the observed trend might be ascribed to the competition between third dredge-ups and CBP.

In brief, although the mechanism responsible for the N production may be attributed to CBP, no current AGB models reproduce the trend observed in Fig. 17. Thus we cannot use N to bring additional constraints concerning the mass of the progenitor. Finally, as long as the physical mechanism responsible for the CBP remains unidentified, the relation between the nitrogen and s-process productions in CEMP-rs stars is difficult to interpret because these two elements are supposedly produced in two distinct parts of the AGB star. Nevertheless, assuming that some common mechanism, such as rotation (Decressin & Charbonnel, 2006), thermohaline mixing (Cantiello & Langer, 2008) or Dual Shell Flashes (Campbell & Lattanzio, 2008), drives the CBP and the s-process, this correlation can be used to test these different models.

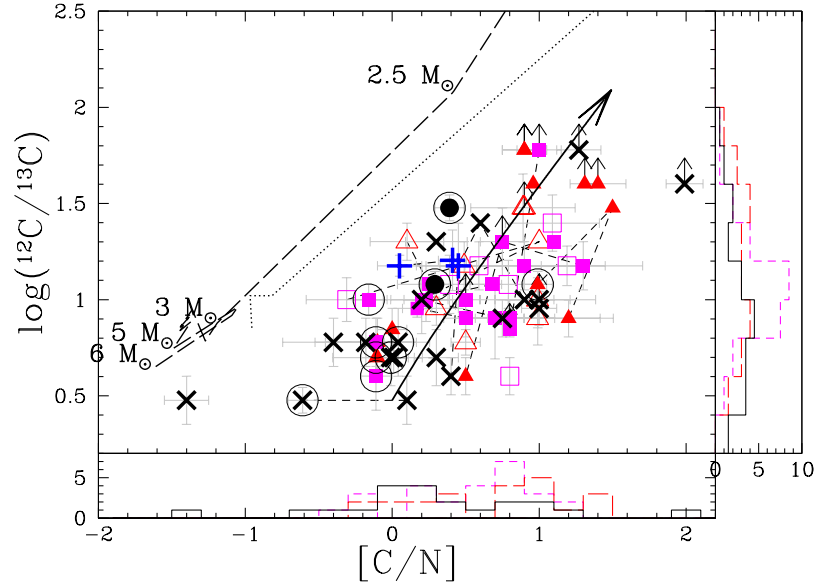


Fig. 17. $^{12}\text{C}/^{13}\text{C}$ as a function of $[\text{C}/\text{N}]$ ratios for CEMP stars (see Fig. 2 for symbols). The long-dashed line is the prediction for low-metallicity AGB stars from Karakas & Lattanzio (2007) and the dotted line is the prediction from Herwig (2004). It is remarkable that all CEMP stars fall in the same region in this diagram. The black arrow represents the addition of an increasing amount of pure ^{12}C starting from a $^{12}\text{C}/^{13}\text{C}$ near the CN equilibrium value and $[\text{C}/\text{N}]=0$. No current models are able to predict the intermediate C/N ratios observed in CEMP stars (see text). We note that CEMP-no stars have on average a slightly lower $[\text{C}/\text{N}]$ ratio and a lower $^{12}\text{C}/^{13}\text{C}$ than CEMP-s and CEMP-rs stars.

6.4.2. Oxygen

Oxygen is also expected to be enhanced in low-metallicity AGB stars, because of hotter conditions in the He-burning shell [thus activating $^{12}\text{C}(\alpha, \gamma)^{16}\text{O}$] and deeper dredge-ups compared to solar-metallicity AGB stars (Herwig, 2004; Karakas & Lattanzio, 2007). Fig. 18 indeed shows that CEMP-rs stars are enhanced in O. In this figure, we do not attempt to correct the O abundance for sys-

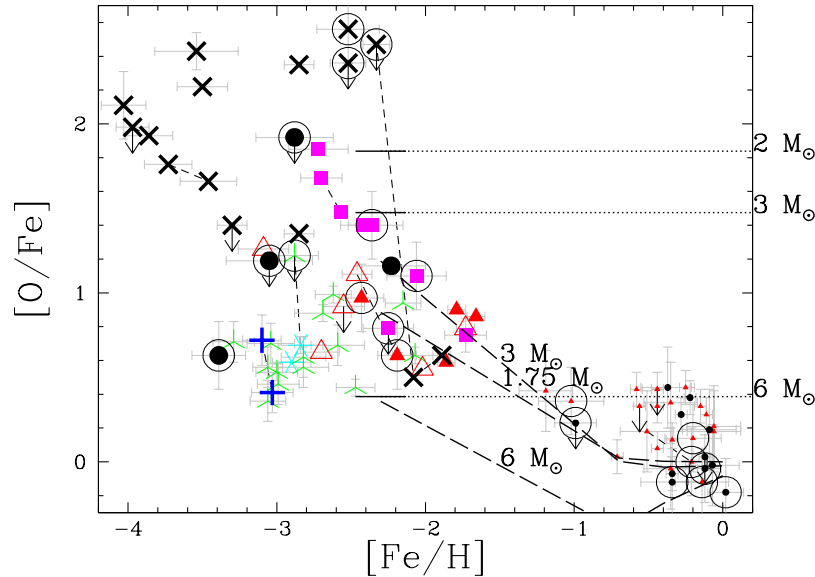


Fig. 18. O abundances in various classes of metal-poor stars (see Fig. 2 for a description of symbols). Dashed lines represent O predictions as a function of metallicity for different masses from Karakas & Lattanzio (2007) and dotted lines point toward Herwig (2004) predictions for different masses (as indicated on the right-hand scale) at $[\text{Fe}/\text{H}] \approx -2.3$. O is more enhanced in CEMP-rs (magenta squares) than in CEMP-s stars (red triangles) with the same metallicity. We also notice that most of CEMP-no stars have even larger O enhancements. Note that none of the displayed O abundances have been corrected for 3D or non-LTE effects.

tematic effects because they are coming from different indicators ([OI], O triplet and OH lines). Although NLTE and 3D effects are expected to decrease the O abundance, the corrections (≈ 0.2 dex; Takeda, 2003; García Pérez et al., 2006) are smaller than the actual O enhancement in CEMP-rs compared to the normal galactic content represented by rI and rII stars. In this figure, CEMP-s stars also show a slight O enhancement but in this case, uncertainties from non-LTE and 3D effects are not negligible compared to the observed enhancement so that no firm conclusion can be drawn. It must be stressed that O yields predicted by different models do not agree with each other. Herwig (2004) finds that the dilution in the AGB envelope always dominates over the quantity of dredged-up matter, thus yielding lower O enhancements as mass increases. On the contrary, Karakas & Lattanzio (2007) found that there is a competition between dilution and hotter conditions in the He shell boosting the operation of the $^{12}\text{C}(\alpha, \gamma)^{16}\text{O}$ reaction) as mass increases. Thus, they predict maximum O yields in their models around $3 M_{\odot}$. Because of these uncertainties in the model predictions, from the oxygen data alone, it is not possible to infer the mass of the former AGB companion of the CEMP-rs stars. Nevertheless, we have shown evidence for the operation of $^{22}\text{Ne}(\alpha, n)^{25}\text{Mg}$ in the He-flash-driven convective zone in the former AGB companions of CEMP-rs stars. This reaction requires high temperatures (3×10^8 K) which are also more favorable for the $^{12}\text{C}(\alpha, \gamma)^{16}\text{O}$ reaction. Therefore, it appears that the enhancement of O and the occurrence of $^{22}\text{Ne}(\alpha, n)^{25}\text{Mg}$ in the companions of CEMP-rs stars are consistent with the fact that they had a more massive AGB companion than CEMP-s stars.

Furthermore, it is established that the ON cycle occurs on a longer timescale than the CN cycle so that O is marginally burnt by HBB. We demonstrated in Sect. 6.4.1 that the CN cycle occurring in the companions of CEMP stars is incomplete and this implies that the ON cycle is certainly far from taking place in the companions of CEMP stars. Therefore we can reasonably conclude that the O enhancements observed in CEMP stars do not come from H-burning. Most of the CEMP stars are not evolved enough to process the accreted material themselves, with possibly two exceptions, though: CS 22891-171 and CS 30322-023. CS 22891-171 is not enriched in O, but is very N-rich and does not follow the [Pb/Ce] vs [N/H] trend (Fig. 9). Its luminosity locates it either at the top of the RGB or in the early-AGB phase. It is thus possible that this star has processed its accreted O into N through the ON cycle. This phenomenon would also be a good explanation for the peculiar C-depleted, O-normal and N-super-rich star CS 30322-023, located at the tip of the AGB (Masseron et al., 2006).

6.4.3. Statistics

Finally, we stress that our hypothesis that CEMP-rs stars are formed solely by pollution from an AGB companion contradicts most of the scenarios suggested so far (see Jonsell et al. (2006) for a thorough discussion of these). Using our extensive database of CEMP stars, we wish to discuss more thoroughly here one of these scenarios, which invokes a double-pollution episode (typically from AGB stars and Type-II supernovae), one contributing to the s-process enhancement and the other to the r-process enhancement. Jonsell et al. (2006) have a statistical argument against this most popular scenario. The probability of finding an AGB star and a Type-II supernova polluting a main-sequence star should be lower than finding a Type-II supernova alone polluting a main-sequence star. Therefore, the probability of finding CEMP-rs stars should be lower than finding rII stars (which were only polluted by a type-II supernova). According to Jonsell et al. (2006), this is not supported by the available statistics, since CEMP-rs stars are more numerous than rII stars. According to the same argument, we should find fewer CEMP-rs stars than CEMP-s stars. But in Fig. 1, there are almost equal numbers instead. In our picture, the statistics has a straightforward explanation in terms of the IMF. If we consider that companions to CEMP-s stars had an initial mass in the range $1 - 3 M_{\odot}$ whereas CEMP-rs stars have $3 - 8 M_{\odot}$ companions, the resulting CEMP-rs to CEMP-s frequency ratio is 0.62 adopting Miller & Scalo (1979) IMF and 0.95 adopting Lucatello et al. (2005a) IMF. With the same IMFs, we would find frequency ratios of 0.68 and 1.01 when taking $2.4 M_{\odot}$ instead of $3 M_{\odot}$ as threshold between the two classes. Despite the fact that this rough estimate crucially needs more stringent constraints on the masses from theoretical models and more accurate observed statistics, it appears natural that CEMP-rs are approximately as numerous as CEMP-s stars, and still more numerous than rII stars.

7. CEMP-no stars

7.1. Absence of neutron-capture signature

In the case of CEMP-s and CEMP-rs stars, a strong argument in favour of mass transfer from an AGB companion is the enhancement in s-process elements. For those stars, the analysis was made much simpler by assuming that the AGB contribution to the observed heavy-element abundances overwhelms the primordial abundances in the accreting star. Unfortunately, for CEMP-no stars, this assumption does not hold true because CEMP-no stars have, by definition, low abundances of the neutron-capture elements. Moreover, because the neutron-capture enrichment for field stars is quite variable, we cannot reliably separate contributions from the AGB star from the pristine (unknown) abundances (Fig. 4). The C and N enhancements in CEMP-no stars resemble those in CEMP-s and CEMP-rs stars. But models for both low-metallicity massive stars and low-metallicity AGB stars predict C and N enhancements (e.g. Hirschi, 2007; Siess et al., 2004). As remarked in Sect. 1, there is a lack of radial-velocity measurements to constrain the binary rate of CEMP-no stars.

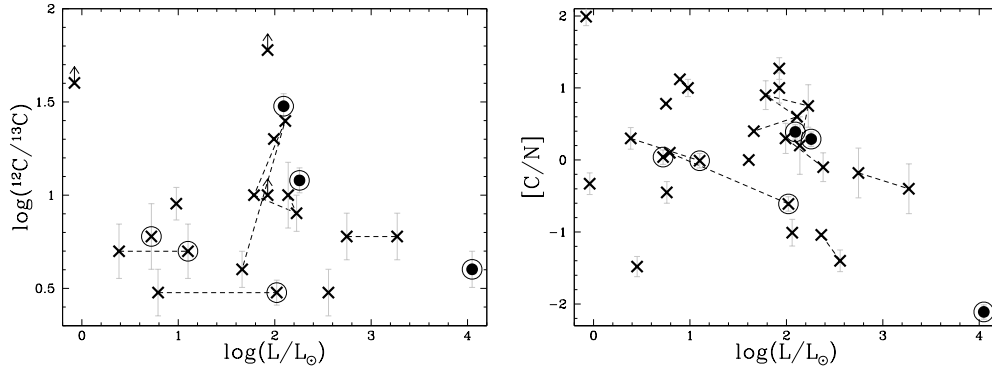


Fig. 19. $\log(^{12}\text{C}/^{13}\text{C})$ and $[\text{C}/\text{N}]$ as a function of luminosity in CEMP-no stars. Some main sequence CEMP-no stars with enhanced N and and low $^{12}\text{C}/^{13}\text{C}$ ratios exist.

Ryan et al. (2005) observed that all CEMP-no stars in their compilation were post-main-sequence stars, leading these authors to suggest that CEMP-no stars have undergone first dredge-up and have processed some pristine C into N themselves. In their scenario, CEMP-no stars were born of gas with high C content from pollution by (possibly) low-energy supernovae or winds from massive stars, C that was then processed to show the high N and low $^{12}\text{C}/^{13}\text{C}$ in the CEMP-no stars in their sample. However, as already noted by Aoki et al. (2007), some main sequence CEMP-no stars exist with similar N enhancements and similar $^{12}\text{C}/^{13}\text{C}$ ratios as CEMP-no giants (Fig. 19), thus ruling out the hypothesis of Ryan et al. (2005). Therefore, if supernova and/or massive winds are responsible for the C, N and isotopic ratios, the yields from these objects must already bear the signature of CN-processed material at the time it leaves the massive star. This may be possible with rotating stars (e.g. Meynet & Maeder, 2002; Hirschi, 2007) so we cannot rule out SN/massive stars based on this argument alone, though AGB stars easily make CN-processed material as well.

7.2. CEMP-no stars: the extremely metal-poor counterparts of CEMP s-process-rich (CEMP-s+CEMP-rs) stars

Without clear diagnostics like mass (from an orbital solution), or s- or r-process abundance patterns, the nature of the companion which polluted the CEMP-no star is very difficult to assess on a star by star basis. However, thanks to our holistic approach, we may invoke several arguments collectively pointing towards the scenario of a mass transfer from a former AGB companion:

- + It is remarkable that CEMP-low-s stars share many properties with CEMP-no stars: not only $[\text{Ba}/\text{Fe}] < 1$ (their defining property), but also mild C-enrichments and similar $[\text{C}+\text{N}/\text{H}]$ and $[\text{C}+\text{N}+\text{O}/\text{H}]$ ratios (Aoki et al., 2002c, Figs. 20 and 21). It has been established in Sect. 4 that CEMP-low-s stars show Ba and Eu abundances compatible with the s-process, and hence, owe their peculiarities to AGB mass transfer (excluding the CEMP-low-s star CS 30322-023, which is an intrinsic AGB star). To these three CEMP-low-s stars (black dots in Figs. 20 and 21), we can also add the CEMP-no star CS 22956-28 (a blue straggler) which has been shown to be a binary with evidence for mass transfer from a former AGB companion (Snedden et al., 2003b). There are thus hints for an AGB mass transfer in at least 4 CEMP-no or CEMP-low-s stars. Given the many similarities between CEMP-no and CEMP-low-s stars (the former could even turn into CEMP-low-s stars when their Eu abundance becomes available), it may thus be suspected that AGB mass transfer plays a role in many CEMP-no stars as well.
- + There is a clear continuity in the abundance trends for CEMP-s, CEMP-rs and CEMP-no stars as a function of metallicity, especially for O (Fig. 18), C+N (Fig. 21) and Mg (Fig. 22). Moreover, Fig. 17 reveals that CEMP-no stars have $^{12}\text{C}/^{13}\text{C}$ and C/N ratios close to CEMP-s stars and CEMP-rs stars. In fact, the CEMP-no stars are apparently divided in two subcategories, the O- and Mg-enhanced and the O- and Mg-normal, as already noticed by Aoki et al. (2002a). By looking at Figs. 18 and 22, these two subcategories may naturally be related to CEMP-rs stars and CEMP-s stars, respectively. We do not consider in the current discussion the 2 most metal-poor stars known to date (HE 0107-5240 and HE 1327-2326), both being C-rich and Ba-poor. We previously demonstrated for CEMP-s and CEMP-rs stars that metallicity plays an important role in the outcome

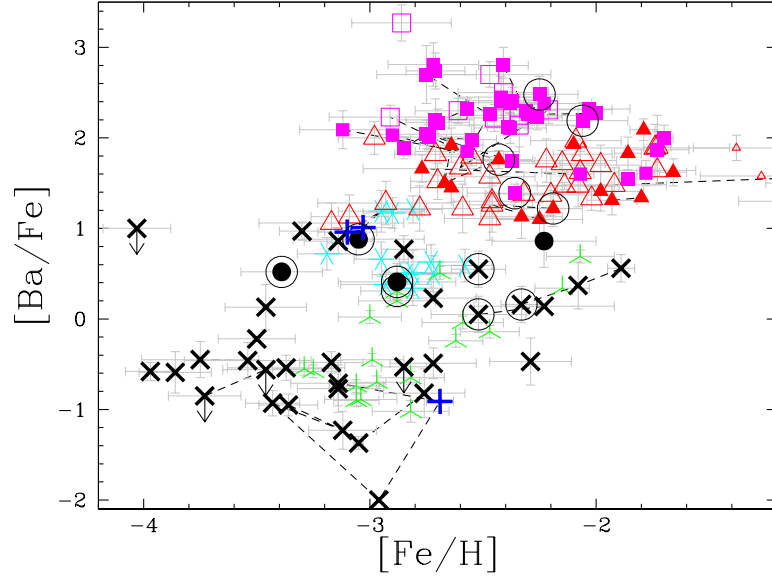


Fig. 20. $[\text{Ba}/\text{Fe}]$ as a function of metallicity for all CEMP stars (see Fig. 2 for a description of the symbols).

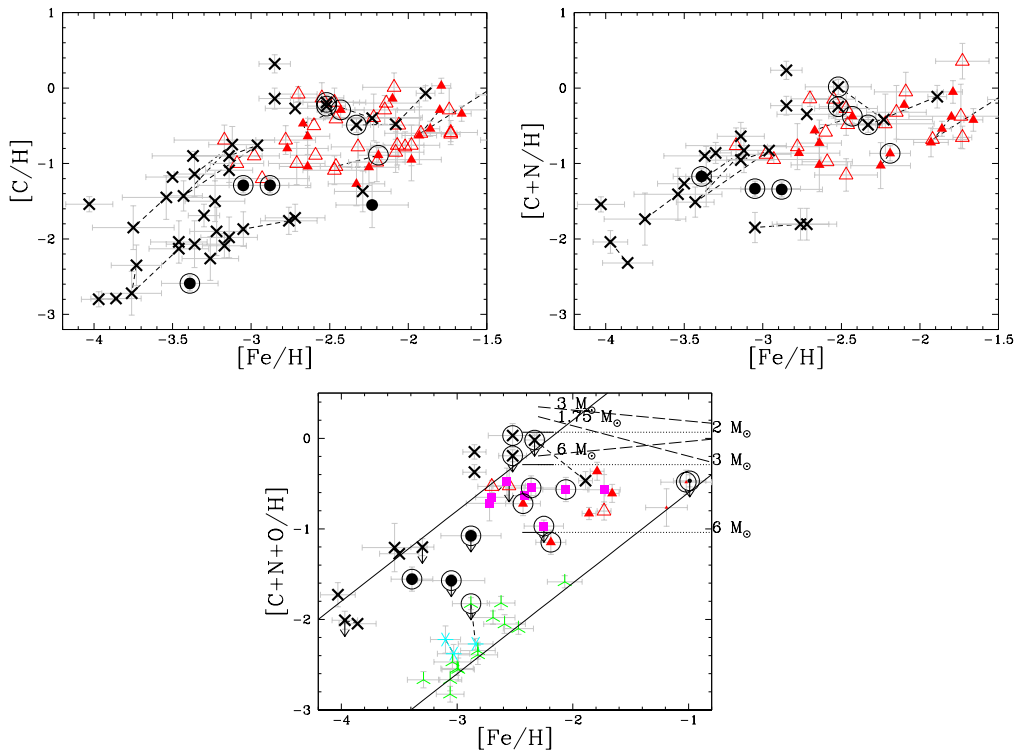


Fig. 21. Top and middle panels: $[\text{C}+\text{N}/\text{H}]$ and $[\text{C}/\text{H}]$ vs metallicity in CEMP-no and CEMP-s stars (see Fig. 2 for a description of symbols). C and C+N abundances decline towards low metallicities in CEMP-no stars. Bottom panel: C+N+O vs metallicity in CEMP stars. The long-dashed line corresponds to predictions from Karakas & Lattanzio (2007), the dotted line to predictions from Herwig (2004) for an AGB star with $[\text{Fe}/\text{H}] = -2.3$. The thin solid lines correspond to $[\text{C}+\text{N}+\text{O}/\text{Fe}] = 0.4$ and 2.2 . C+N+O stays constant in CEMP-s and CEMP-rs stars (red triangles and magenta squares); on the contrary, C+N+O is proportional to metallicity in CEMP-no stars (black crosses).

of nucleosynthesis, and we therefore consider that the metallicity of these two record-holders is too different from the bulk of the sample to be safely included in the comparison.

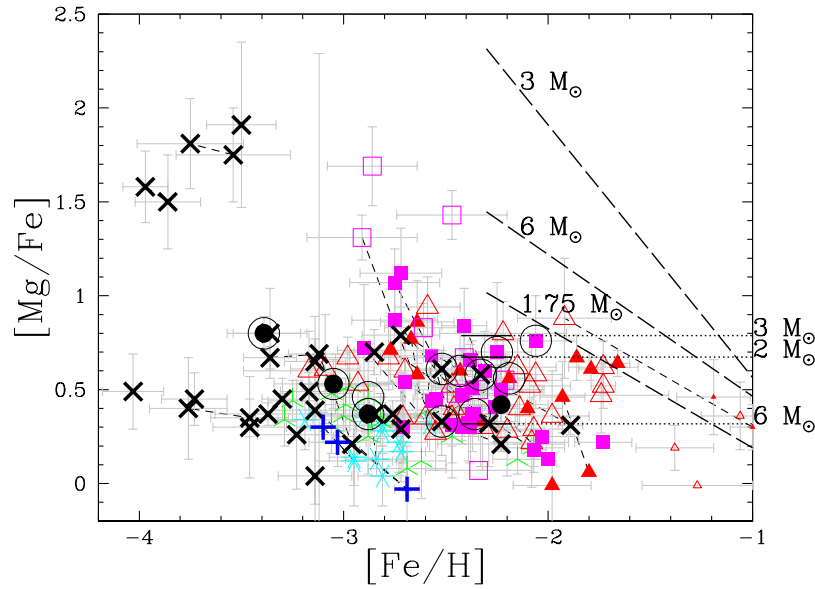


Fig. 22. Mg enhancement as a function of metallicity for metal-poor stars (see Fig. 2 for a description of symbols). At extremely low metallicities, the Mg enhancement seems to split CEMP-no stars into 2 categories, some being very Mg-enhanced as some CEMP-rs do, while most of the others do not show any Mg enhancement.

+ As already noticed by Aoki et al. (2007) and as shown in Fig. 23, the CEMP-no stars are more numerous at low metallicity compared to CEMP-s and CEMP-rs stars. It is even more puzzling that neither CEMP-rs stars nor CEMP-s stars have been discovered below $[\text{Fe}/\text{H}] < -3.2$. It is unlikely that binaries involving a low- or intermediate-mass AGB star did not form at these very low metallicities. Since the lines from neutron-capture elements have a negligible impact on the stellar colours, it is very unlikely that the absence of CEMP-s stars at low metallicities results from a selection effect acting against their detection when using broad-band colours as done in the HE or HK surveys. Thus, CEMP-no stars seem to be good candidates for being the more metal-poor counterparts of CEMP-s and/or CEMP-rs stars.

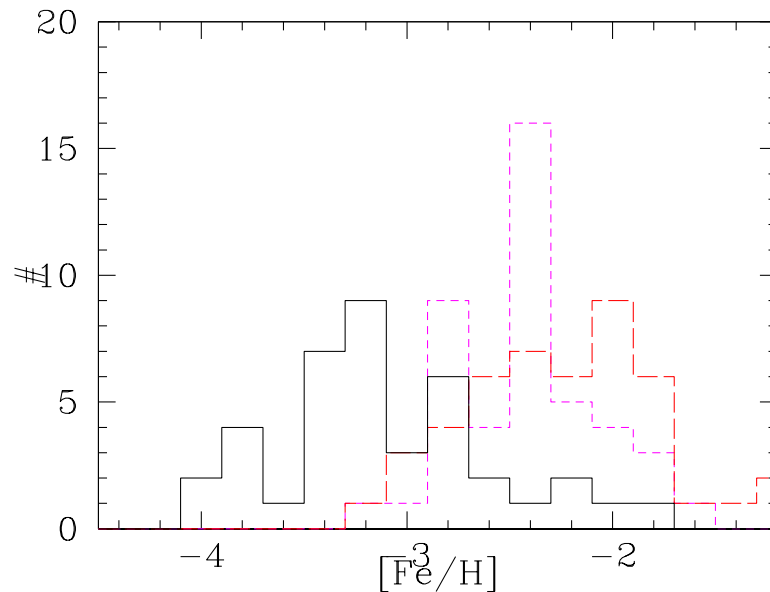


Fig. 23. Number of stars in the different CEMP subclasses in our sample as a function of metallicity: the black solid line represents CEMP-no stars, the red long-dashed line CEMP-s stars and the short-dashed magenta line CEMP-rs stars. CEMP-no stars generally show up at lower metallicities than the other CEMP stars.

Although several observational facts seem to indicate that most of the CEMP-no stars had an AGB companion, it remains impossible to determine the origin of CEMP-no stars on an individual basis. Indeed, it is still possible that some among CEMP-no stars reflect the yields of the early massive stars with high C and N enhancements.

Beyond the debate relating or not CEMP-no stars to AGB companions, the observed lack of CEMP-s stars for metallicities $[\text{Fe}/\text{H}] \lesssim -3.0$ might reveal a fundamental difference in the properties of extremely-low AGB stars compared to more metal-rich ones. Under the natural assumption that any low- and intermediate-mass star undergoes an AGB phase, irrespective of its metallicity, the changes observed in the abundances of CEMP stars between the metal-poor regime ($-3.0 \lesssim [\text{Fe}/\text{H}] \lesssim -1.5$) and the extremely metal-poor regime ($[\text{Fe}/\text{H}] \lesssim -3.0$) must reflect similar changes in the properties of the s-process nucleosynthesis occurring in AGB stars in these two metallicity regimes. We now review possible causes for these differences.

Is the s-process pushed toward the third peak at the very low metallicities? When $^{13}\text{C}(\alpha, n)^{16}\text{O}$ is the neutron source in AGB stars, models predict that the efficiency of the s-process, expressed in terms of the number of neutrons captured per neutron seed nuclei, increases with decreasing metallicity (Clayton, 1988; Goriely & Siess, 2001; Busso et al., 2001). The s-process enrichment may not be obvious to detect then, as it may be restricted to a large overabundance involving the sole Pb. The Pb measurements available in CEMP-low-s stars and the few upper limits in CEMP-no stars do not reveal strong overabundances, so that this possibility is ruled out (Fig. 24). Note that, because Pb has a condensation temperature similar that of Na and S (Lodders, 2003), the lack of Pb enhancement also confirms the statement of Venn & Lambert (2008) that peculiar abundances in CEMP-no stars with $[\text{Fe}/\text{H}] > -4.0$ cannot be explained by re-accretion of dust-to-gas segregated material (as in λ Boo stars).

If CEMP-no stars are the metal-poor counterparts of CEMP stars with s-process enhancements, what are the few metal-rich CEMP-no stars (with $[\text{Fe}/\text{H}] > -2.5$ on Fig. 23)? It is useful to investigate in more details the properties of the relatively high-metallicity ($[\text{Fe}/\text{H}] > -2.5$) CEMP-no stars, such as HKII 17435-00532, HE 1330-0354, CS 22956-028, CS 22945-017 and HE 1410+0213, and compare them to the CEMP-s stars with the same metallicity. The abundance pattern of the first star is compatible with a strong dilution of the accreted material in a r-process-rich gas (see Sect. 7.2). The second one also shows a mild enrichment in both C and Ba. Therefore, the dilution scenario is also plausible for this star. Nevertheless, the abundance pattern of the last three ones is more puzzling. While they all show a C abundance comparable to CEMP-s stars, CS 22956-028 is recognized as a blue straggler (Snedden et al., 2003b, Paper I) and HE 1410+0213 is extremely O-enhanced in the same manner as in more metal-poor CEMP-no stars. Note that the fact that CS 22956-028 is a blue straggler is well in line with the fact that the large amount of material accreted modified its evolution, similarly to what is observed in CEMP-rs stars (Sect. 6.2). Thus, the various abundance patterns of these relatively metal-rich CEMP-no stars may come from various progenitors: accretion of matter from either an intermediate-mass AGB star (with oxygen coming from $^{12}\text{C}(\alpha, \gamma)^{16}\text{O}$ operating in warm thermal pulses), or even from a massive star having exploded as a type II supernova. Therefore, their connection with more metal-poor CEMP-no stars is not straightforward, and a more detailed study of these objects needs to be done.

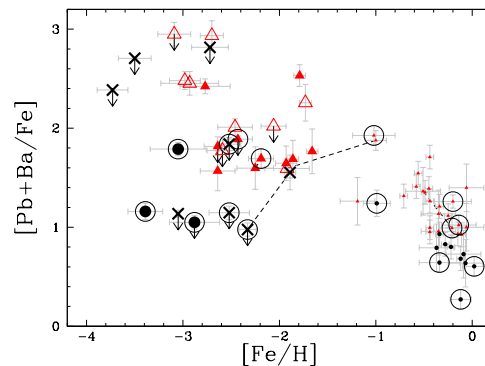


Fig. 24. Pb+Ba enhancement as a function of metallicity in Ba, CEMP-s and CEMP-no stars (see Fig. 2 for a description of symbols). $[\text{Pb}+\text{Ba}/\text{Fe}]$ is lower in CEMP-no stars than in CEMP-s stars.

It is likely that the complex interplay between mass and metallicity has a decisive impact on the AGB nucleosynthesis at extremely low metallicity. Besides increasing the temperature at which the nucleosynthesis operates, the low metallicity regime might also enhance the effects of rotation on the abundances (Herwig et al., 2003; Siess et al., 2004; Decressin & Charbonnel, 2006) or might induce the occurrence of the hydrogen injection flash during the thermal pulse (aka He-FDDM, Fujimoto et al., 2000). Rotation is predicted to enhance N in agreement with what is observed for most CEMP-no stars and contrasting with CEMP-s and CEMP-rs stars (Ryan et al., 2005, and Fig. 17). When rotation increases the N production, it inhibits the s-process, but is not predicted to enhance O in AGB stars (as observed for CEMP-no stars in Fig. 18). He-FDDM has a drastic impact on the AGB structure, and is consequently expected to modify the AGB nucleosynthesis. Although the metallicity threshold below which this latter mechanism operates is still debated, this effect is predicted for all AGB models at low metallicity (Fujimoto et al., 2000; Siess et al., 2002; Herwig, 2005; Campbell & Lattanzio, 2008), and may explain the rise of CEMP-no stars at extremely low

metallicity. Actually, more extensive theoretical studies for AGB stars with metallicities in the range $-5.0 < [\text{Fe}/\text{H}] < -3.0$ are needed to evaluate the importance of these effects in CEMP-no stars.

Finally, there is one striking fact that is difficult to reconcile with the binary scenario. Fig. 21 shows that C declines proportionally to metallicity in CEMP-no stars, as do $[\text{C}+\text{N}/\text{H}]$ and $[\text{C}+\text{N}+\text{O}/\text{H}]$. This is very puzzling as the C yields from both AGB and massive stars yields is of primary nature (i.e. independent of metallicity), thus its observed abundance should similarly be independent of metallicity. Actually, when considering the effect of rotation in massive stars, the expected C and O abundances should even follow the opposite trend (Hirschi, 2007).

	CEMP-no	CEMP-low-s	CEMP-s	CEMP-rs	comment
C	medium, ↗ with Fe	medium	high	high	from AGB or low-Fe SNII
$^{12}\text{C}/^{13}\text{C}$	low to high	low to high	low to high	low to high	signature of CN cycling
N	high	high	high	high	not from HBB, from cool bottom processing, rotation...?
O	high in most	std	std	high in some	SNII or high temperature pulses ?
Mg	high	high in some	std	high in some	$^{22}\text{Ne}(\alpha, n)^{25}\text{Mg}$ or $^{20}\text{Ne}(\alpha, \gamma)^{24}\text{Mg}$?
Ba	low	low	high	very high	correlated with C for CEMP-s and low-s
La	low	low	high	very high	from $^{13}\text{C}(\alpha, n)^{16}\text{O}$ in CEMP-s and $^{22}\text{Ne}(\alpha, n)^{25}\text{Mg}$ in CEMP-rs
Ce	low	low	high	high and cst	****
Eu	not measurable	low	medium	high	****
Pb	not measured	low	medium	high	****

8. Summary

The analysis of abundances in CEMP stars leads to the following conclusions:

- Ba stars are the metal-rich counterparts of CEMP-s stars.
- We demonstrate that CEMP-low-s stars are very likely the result of mass transfer from an AGB companion because of their C and s-process signatures. Although their light element-abundance pattern is identical to that of CEMP-no stars, it is not clear yet whether or not all CEMP-no stars are CEMP-low-s stars.
- The neutron-capture element ratios in CEMP-s stars are consistent with low-mass AGB models where the ^{13}C neutron source has operated.
- The observed relation between the Ba/C ratio and metallicity in CEMP-s stars gives strong constraints on the mechanism responsible for the formation of ^{13}C in the He-rich shell during the interpulse.
- The low dispersion in Ce/Fe as a function of the luminosity in CEMP-rs stars suggests that a large amount of material (with a fixed Ce abundance) has been dumped into the CEMP-rs star envelope, thus erasing all variations caused by the dispersion of all the initial abundances by the so-called thermohaline mixing.
- The correlation between [vhs/hs] and [N/H] ratios in CEMP-rs stars as well as the [Mg/Fe] in some of them suggest the operation of the ^{22}Ne neutron source
- All CEMP stars have low $^{12}\text{C}/^{13}\text{C}$ ratios, confirming that CN processing occurring in low-metallicity AGB stars is responsible for the observed N, but the high [C/N] ratios suggest that the conditions offered by HBB in the convective envelope are not adequate to produce the observed N. In contrast, these ratios points toward characteristics compatible with cool bottom processing.
- CEMP-rs stars have O enhancement as compared to CEMP-s stars; this hints at temperatures larger in the He-burning shell of the companion of CEMP-rs companion than in the CEMP-s companion, in agreement with the operation of $^{22}\text{Ne}(\alpha, n)^{25}\text{Mg}$.
- We highlight the possible relation of CEMP-no stars and AGB stars. Hence, most of CEMP-no stars are likely to be the metal-poor counterparts of CEMP-s and CEMP-rs stars.
- The decline of C and s-process in CEMP-no stars points to lower C production and inefficient s-process in low-metallicity AGB stars. These two observations do not have any explanations in the current AGB models.

Nevertheless, one may attempt to use these constraints to sort CEMP subclasses according to the mass of the progenitor. The hotter conditions achieved in He-burning shell of the CEMP-rs stars companions compared to CEMP-s stars suggest that CEMP-rs stars had a more massive AGB companion than CEMP-s did. Furthermore, there is now a consensus for attributing the peculiar abundances of CEMP-s stars to low-mass AGB stars. Since the intermediate-mass counterparts of CEMP-s stars have not been identified yet (Johnson et al., 2007), CEMP-rs stars remain the best candidates. This interpretation is also very satisfying regarding the high frequency of CEMP-rs stars (Jonsell et al., 2006). Concerning CEMP-no stars, they are likely to encompass both intermediate- and low-mass AGB stars at extremely low metallicity ($[\text{Fe}/\text{H}] \lesssim -3.0$). Indeed, the low metallicity regime seems to have drastic effect on nucleosynthesis.

However, the conditions for making N in the H-rich layer of the AGB companion to the CEMP stars are not well identified so far, since the [C/N] ratios are very similar in all categories of CEMP stars. Furthermore, it is expected that the more massive the AGB star, the more the synthesized material is diluted in the AGB envelope, thus the lower are the yields. This is in contradiction with the fact that the overabundances of neutron-capture elements are larger in CEMP-rs stars than in CEMP-s stars (Fig. 23). Nevertheless, we also emphasize that $^{22}\text{Ne}(\alpha, n)^{25}\text{Mg}$ can be very efficient at making s-process elements. AGB models also suffer from uncertainties, in particular the impact of HBB, the mechanism of CBP, the parametrization of 3rd dredge-ups, the number of thermal pulses, the occurrence of the Hydrogen Injection Flash (Fujimoto et al., 2000) and possible effects of rotation (Siess et al., 2004) and thermohaline mixing (Cantiello & Langer, 2008), and finally, the impact of the uncertainty on the $^{22}\text{Ne}(\alpha, n)^{25}\text{Mg}$ reaction rate. Therefore, it is not at all straightforward to deduce the mass of the former AGB companion of CEMP stars from the analysis of their abundances.

8.1. Open questions

- What is the mechanism for N production in AGB stars? Is HBB really active at low metallicity?
- Since N/C and O/Fe seem to increase with decreasing metallicity, should we not look for NEMP or OEMP stars? But only a couple of N-rich metal-poor stars have been found so far (Johnson et al., 2007).
- Where are the CEMP-s and CEMP-rs stars at extremely low metallicity?

- Are there metal-rich counterparts to CEMP-rs stars? The N-rich and Rb-rich stars from García-Hernández et al. (2006) might be possible candidates.
- Are all CEMP-no stars the results of AGB mass transfer?
- How low in metallicity does the C and s-process decline go? Do HE 1327-2326 and HE 0107-5240 fit in this scenario?
- What is the impact of the observed C decrease at very low metallicity on CEMP statistics? Do the strongest enhancements of elements in these stars (in particular N, O, Mg, s-process) have any implication on the chemical evolution of the Galaxy?

Acknowledgements. T.M. deeply thanks P. Denissenkov, M. Pinsonneault and M. Lugaro for fruitful discussions. T.M. gratefully acknowledge support from ESO studentship program and from CNRS/INSU. T.M. and J.A.J. also acknowledge support from AST-0707948.

References

- Abia, C., Busso, M., Gallino, R., Domínguez, I., Straniero, O., & Isern, J. 2001, *ApJ*, 559, 1117, arXiv:astro-ph/0105486
- Allen, D. M., & Barbuy, B. 2006a, *A&A*, 454, 895, arXiv:astro-ph/0604036
- . 2006b, *A&A*, 454, 917, arXiv:astro-ph/0604064
- Aoki, W., Beers, T. C., Christlieb, N., Norris, J. E., Ryan, S. G., & Tsangarides, S. 2007, *ApJ*, 655, 492, arXiv:astro-ph/0609702
- Aoki, W. et al. 2008, *ApJ*, 678, 1351, 0801.4187
- Aoki, W., Bisterzo, S., Gallino, R., Beers, T. C., Norris, J. E., Ryan, S. G., & Tsangarides, S. 2006, *ApJ*, 650, L127, arXiv:astro-ph/0609138
- Aoki, W., Norris, J. E., Ryan, S. G., Beers, T. C., & Ando, H. 2002a, *ApJ*, 576, L141
- . 2002b, *PASJ*, 54, 933
- . 2002c, *ApJ*, 567, 1166, arXiv:astro-ph/0111297
- Aoki, W., Norris, J. E., Ryan, S. G., Beers, T. C., Christlieb, N., Tsangarides, S., & Ando, H. 2004, *ApJ*, 608, 971
- Aoki, W. et al. 2001, *ApJ*, 561, 346, arXiv:astro-ph/0107040
- Aoki, W., Ryan, S. G., Norris, J. E., Beers, T. C., Ando, H., & Tsangarides, S. 2002d, *ApJ*, 580, 1149
- Asplund, M. 2005, *ARA&A*, 43, 481
- Barbuy, B., Cayrel, R., Spite, M., Beers, T. C., Spite, F., Nordstroem, B., & Nissen, P. E. 1997, *A&A*, 317, L63
- Barbuy, B., Jorissen, A., Rossi, S. C. F., & Arnould, M. 1992, *A&A*, 262, 216
- Barbuy, B., Spite, M., Spite, F., Hill, V., Cayrel, R., Plez, B., & Petitjean, P. 2005, *A&A*, 429, 1031
- Barklem, P. S. et al. 2005, *A&A*, 439, 129
- Beers, T. C., & Christlieb, N. 2005, *ARA&A*, 43, 531
- Beers, T. C., Preston, G. W., & Shectman, S. A. 1992, *AJ*, 103, 1987
- Bisterzo, S., & Gallino, R. 2008, in *American Institute of Physics Conference Series*, Vol. 1001, *Evolution and Nucleosynthesis in AGB Stars*, ed. R. Guandalini, S. Palermi, & M. Busso, 131–138
- Bisterzo, S., Gallino, R., Straniero, O., Ivans, I. I., Käppeler, F., & Aoki, W. 2006, *Memorie della Societa Astronomica Italiana*, 77, 985
- Bonifacio, P., Molaro, P., Beers, T. C., & Vladilo, G. 1998, *A&A*, 332, 672
- Boothroyd, A. I., & Sackmann, I.-J. 1999, *ApJ*, 510, 232
- Busso, M., Gallino, R., Lambert, D. L., Travaglio, C., & Smith, V. V. 2001, *ApJ*, 557, 802
- Campbell, S. W., & Lattanzio, J. C. 2008, *A&A*, 490, 769, 0901.0799
- Cantiello, M., & Langer, N. 2008, in *IAU Symposium*, Vol. 252, *IAU Symposium*, ed. L. Deng & K. L. Chan, 103–109
- Cayrel, R. et al. 2004, *A&A*, 416, 1117
- Christlieb, N. et al. 2002, *Nature*, 419, 904
- Christlieb, N., Green, P. J., Wisotzki, L., & Reimers, D. 2001, *A&A*, 375, 366
- Christlieb, N., Gustafsson, B., Korn, A. J., Barklem, P. S., Beers, T. C., Bessell, M. S., Karlsson, T., & Mizuno-Wiedner, M. 2004, *ApJ*, 603, 708
- Clayton, D. D. 1988, *MNRAS*, 234, 1
- Cohen, J. G., Christlieb, N., McWilliam, A., Shectman, S., Thompson, I., Melendez, J., Wisotzki, L., & Reimers, D. 2008, *ApJ*, 672, 320, arXiv:0709.0029
- Cohen, J. G. et al. 2004, *ApJ*, 612, 1107
- Cohen, J. G., Christlieb, N., Qian, Y.-Z., & Wasserburg, G. J. 2003, *ApJ*, 588, 1082
- Cohen, J. G. et al. 2006, *AJ*, 132, 137, arXiv:astro-ph/0603582
- Cristallo, S., Straniero, O., Gallino, R., Piersanti, L., Domínguez, I., & Lederer, M. T. 2009, *ApJ*, 696, 797
- Decressin, T., & Charbonnel, C. 2006, in *International Symposium on Nuclear Astrophysics - Nuclei in the Cosmos*, PoS(NIC-IX)086
- Denissenkov, P. A., & Pinsonneault, M. 2008, *ApJ*, 679, 1541, arXiv:0709.4240
- Depagne, E. et al. 2002, *A&A*, 390, 187
- Deroo, P., Reyniers, M., van Winckel, H., Goriely, S., & Siess, L. 2005, *A&A*, 438, 987, arXiv:astro-ph/0504596
- François, P. et al. 2007, *A&A*, 476, 935, arXiv:0709.3454
- Frebel, A. et al. 2005, *Nature*, 434, 871
- Frebel, A., Christlieb, N., Norris, J. E., Aoki, W., & Asplund, M. 2006, *ApJ*, 638, L17, arXiv:astro-ph/0512543
- Frebel, A., Norris, J. E., Aoki, W., Honda, S., Bessell, M. S., Takada-Hidai, M., Beers, T. C., & Christlieb, N. 2007, *ApJ*, 658, 534, arXiv:astro-ph/0612160
- Fujimoto, M. Y., Ikeda, Y., & Iben, I. J. 2000, *ApJ*, 529, L25
- Gallino, R., Arlandini, C., Busso, M., Lugaro, M., Travaglio, C., Straniero, O., Chieffi, A., & Limongi, M. 1998, *ApJ*, 497, 388
- García-Hernández, D. A., García-Lario, P., Plez, B., D'Antona, F., Manchado, A., & Trigo-Rodríguez, J. M. 2006, *Science*, 314, 1751, arXiv:astro-ph/0611319
- García Pérez, A. E., Asplund, M., Primas, F., Nissen, P. E., & Gustafsson, B. 2006, *A&A*, 451, 621, arXiv:astro-ph/0512290
- Gilroy, K. K. 1989, *ApJ*, 347, 835
- Goriely, S. 1999, *A&A*, 342, 881
- Goriely, S., & Mowlavi, N. 2000, *A&A*, 362, 599
- Goriely, S., & Siess, L. 2001, *A&A*, 378, L25
- . 2004, *A&A*, 421, L25
- Goriely, S., & Siess, L. 2005, in *From Lithium to Uranium: Elemental Tracers of Early Cosmic Evolution*, ed. V. Hill, P. François, & F. Primas, *IAU Symposium*, 451–460
- Goswami, A., Aoki, W., Beers, T. C., Christlieb, N., Norris, J. E., Ryan, S. G., & Tsangarides, S. 2006, *MNRAS*, 372, 343, arXiv:astro-ph/0608106
- Heger, A., & Woosley, S. E. 2002, *ApJ*, 567, 532
- Herwig, F. 2004, *ApJS*, 155, 651
- . 2005, *ARA&A*, 43, 435
- Herwig, F., Langer, N., & Lugaro, M. 2003, *ApJ*, 593, 1056, arXiv:astro-ph/0305491
- Hill, V. et al. 2000, *A&A*, 353, 557
- . 2002, *A&A*, 387, 560
- Hirschi, R. 2007, *A&A*, 461, 571, arXiv:astro-ph/0608170

- Honda, S., Aoki, W., Ishimaru, Y., Wanajo, S., & Ryan, S. G. 2006, *ApJ*, 643, 1180, arXiv:astro-ph/0602107
- Honda, S., Aoki, W., Kajino, T., Ando, H., Beers, T. C., Izumiura, H., Sadakane, K., & Takada-Hidai, M. 2004, *ApJ*, 607, 474
- Ivans, I. I., Sneden, C., Gallino, R., Cowan, J. J., & Preston, G. W. 2005, *ApJ*, 627, L145, arXiv:astro-ph/0505002
- Johnson, J. A., & Bolte, M. 2002, *ApJ*, 579, L87
- . 2004, *ApJ*, 605, 462
- Johnson, J. A., Herwig, F., Beers, T. C., & Christlieb, N. 2007, *ApJ*, 658, 1203
- Jonsell, K., Barklem, P. S., Gustafsson, B., Christlieb, N., Hill, V., Beers, T. C., & Holmberg, J. 2006, *A&A*, 451, 651, arXiv:astro-ph/0601476
- Jorissen, A., & Van Eck, S. 2000, in *IAU Symposium*, Vol. 177, *The Carbon Star Phenomenon*, ed. R. F. Wing, 259
- Justham, S., Wolf, C., Podsiadlowski, P., & Han, Z. 2009, *A&A*, 493, 1081, 0811.2633
- Karakas, A., & Lattanzio, J. C. 2007, *Publications of the Astronomical Society of Australia*, 24, 103, arXiv:0708.4385
- Karakas, A. I., & Lattanzio, J. C. 2003, *Publications of the Astronomical Society of Australia*, 20, 279
- Komiya, Y., Suda, T., Minaguchi, H., Shigeyama, T., Aoki, W., & Fujimoto, M. Y. 2007, *ApJ*, 658, 367, arXiv:astro-ph/0610670
- Limongi, M., & Chieffi, A. 2003, *ApJ*, 592, 404
- Lodders, K. 2003, *ApJ*, 591, 1220
- Lucatello, S. 2003, PhD thesis, Università degli studi di Padova, Italy
- Lucatello, S., Beers, T. C., Christlieb, N., Barklem, P. S., Rossi, S., Marsteller, B., Sivarani, T., & Lee, Y. S. 2006, *ApJ*, 652, L37, arXiv:astro-ph/0609730
- Lucatello, S., Gratton, R., Cohen, J. G., Beers, T. C., Christlieb, N., Carretta, E., & Ramirez, S. 2003, *AJ*, 125, 875
- Lucatello, S., Gratton, R. G., Beers, T. C., & Carretta, E. 2005a, *ApJ*, 625, 833
- Lucatello, S., Tsangarides, S., Beers, T. C., Carretta, E., Gratton, R. G., & Ryan, S. G. 2005b, *ApJ*, 625, 825
- Masseron, T. 2006, PhD thesis, Observatoire de Paris, France
- Masseron, T., Plez, B., Primas, F., van Eck, S., & Jorissen, A. in prep., Paper I
- Masseron, T. et al. 2006, *A&A*, 455, 1059, arXiv:astro-ph/0605658
- McClure, R. D., & Woodsworth, A. W. 1990, *ApJ*, 352, 709
- Meynet, G., & Maeder, A. 2002, *A&A*, 381, L25
- Miller, G. E., & Scalo, J. M. 1979, *ApJS*, 41, 513
- Nollett, K. M., Busso, M., & Wasserburg, G. J. 2003, *ApJ*, 582, 1036, arXiv:astro-ph/0211271
- Nomoto, K., & Kondo, Y. 1991, *ApJ*, 367, L19
- Norris, J. E., Christlieb, N., Korn, A. J., Eriksson, K., Bessell, M. S., Beers, T. C., Wisotzki, L., & Reimers, D. 2007, *ApJ*, 670, 774, arXiv:0707.2657
- Norris, J. E., Ryan, S. G., & Beers, T. C. 1997, *ApJ*, 489, L169
- Pignatari, M., Gallino, R., Meynet, G., Hirschi, R., Herwig, F., & Wiescher, M. 2008, *ApJ*, 687, L95, 0810.0182
- Plez, B., & Cohen, J. G. 2005, *A&A*, 434, 1117
- Plez, B. et al. 2004, *A&A*, 428, L9, arXiv:astro-ph/0410628
- Plez, B., Masseron, T., Van Eck, S., Godeffroid, M., Coheur, P. F., & Jorissen, A. 2008, in *Astronomical Society of the Pacific Conference Series*, Vol. 384, *Astronomical Society of the Pacific Conference Series*, ed. G. Van Belle, 326
- Preston, G. W., & Sneden, C. 2000, *AJ*, 120, 1014
- . 2001, *AJ*, 122, 1545
- Proffitt, C. R., & Michaud, G. 1989, *ApJ*, 345, 998
- Roederer, I. U. et al. 2008, *ApJ*, 679, 1549, arXiv:0802.3701
- Rossi, S., Beers, T. C., & Sneden, C. 1999, in *ASP Conf. Ser. 165: The Third Stromlo Symposium: The Galactic Halo*, 264
- Ryan, S. G., Aoki, W., Norris, J. E., & Beers, T. C. 2005, *ApJ*, 635, 349, arXiv:astro-ph/0508475
- Ryan, S. G., & Norris, J. E. 1991, *AJ*, 101, 1835
- Siess, L., Goriely, S., & Langer, N. 2004, *A&A*, 415, 1089
- Siess, L., Livio, M., & Lattanzio, J. 2002, *ApJ*, 570, 329
- Sivarani, T. et al. 2006, *A&A*, 459, 125, arXiv:astro-ph/0608112
- . 2004, *A&A*, 413, 1073
- Sneden, C. et al. 2003a, *ApJ*, 591, 936, arXiv:astro-ph/0303542
- Sneden, C., Preston, G. W., & Cowan, J. J. 2003b, *ApJ*, 592, 504
- Spite, M. et al. 2006, *A&A*, 455, 291, arXiv:astro-ph/0605056
- . 2005, *A&A*, 430, 655
- Stancliffe, R. J., Glebbeek, E., Izzard, R. G., & Pols, O. R. 2007, *A&A*, 464, L57, arXiv:astro-ph/0702138
- Straniero, O., Gallino, R., Busso, M., Chieffi, A., Raiteri, C. M., Limongi, M., & Salaris, M. 1995, *ApJ*, 440, L85
- Suda, T., Aikawa, M., Machida, M. N., Fujimoto, M. Y., & Iben, I. J. 2004, *ApJ*, 611, 476
- Takeda, Y. 2003, *A&A*, 402, 343, arXiv:astro-ph/0105215
- Tsangarides, S. A. 2005, PhD thesis, Open University (United Kingdom), England
- Tumlinson, J. 2007, *ApJ*, 664, L63, arXiv:0706.2903
- VandenBerg, D. A., Bergbusch, P. A., & Dowler, P. D. 2006, *ApJS*, 162, 375, arXiv:astro-ph/0510784
- Vanhala, H. A. T., & Cameron, A. G. W. 1998, *ApJ*, 508, 291
- Venn, K. A., & Lambert, D. L. 2008, *ApJ*, 677, 572, arXiv:0801.0752
- Woosley, S. E., & Weaver, T. A. 1995, *ApJS*, 101, 181
- Zacs, L., Nissen, P. E., & Schuster, W. J. 1998, *A&A*, 337, 216