



INSTITUT NATIONAL DE RECHERCHE EN INFORMATIQUE ET EN AUTOMATIQUE

Solving Maximum Clique Problem for Protein Structure Similarity

Noël Malod-Dognin — Rumen Andonov — Nicola Yanev

N° 6818

Janvier 2009

Thème BIO



*R*apport
de recherche

arXiv:0901.4833v1 [q-bio.QM] 30 Jan 2009



Solving Maximum Clique Problem for Protein Structure Similarity

Noël Malod-Dognin* , Rumen Andonov* , Nicola Yanev^{†‡}

Thème BIO — Systèmes biologiques
Équipes-Projets Symbiose

Rapport de recherche n° 6818 — Janvier 2009 — 12 pages

Abstract: A basic assumption of molecular biology is that proteins sharing close three-dimensional (3D) structures are likely to share a common function and in most cases derive from a same ancestor. Computing the similarity between two protein structures is therefore a crucial task and has been extensively investigated. Evaluating the similarity of two proteins can be done by finding an optimal one-to-one matching between their components, which is equivalent to identifying a maximum weighted clique in a specific “alignment graph”.

In this paper we present a new integer programming formulation for solving such clique problems. The model has been implemented using the ILOG CPLEX Callable Library. In addition, we designed a dedicated branch and bound algorithm for solving the maximum cardinality clique problem. Both approaches have been integrated in VAST (Vector Alignment Search Tool) - a software for aligning protein 3D structures largely used in NCBI (National Center for Biotechnology Information). The original VAST clique solver uses the well known Bron and Kerbosh algorithm (BK). Our computational results on real life protein alignment instances show that our branch and bound algorithm is up to 116 times faster than BK for the largest proteins.

Key-words: Branch and bound, integer programming, maximum clique problems, protein structure alignment.

* INRIA Rennes - Bretagne Atlantique, and University of Rennes 1, France.

[†] Faculty of Mathematics and Informatics, University of Sofia.

[‡] Institute of Mathematics and Informatics, Bulgarian Academy of Sciences.

Problème de clique maximum pour la similarité des structures de protéines

Résumé : Une hypothèse fondamentale en biologie moléculaire est que des protéines partageant des structures 3D similaires ont de fortes chances de partager une fonction commune, et dans la plupart des cas dérivent d'un ancêtre commun. Évaluer la similarité entre deux structures de protéines est donc une tâche essentielle qui a été largement étudiée. Comparer deux protéines revient à chercher un mariage stable optimal de leurs composants, ce qui est équivalent à rechercher une clique de poids maximum dans un "graphe d'alignement" spécifique.

Dans ce rapport, nous présentons un nouveau modèle de programmation linéaire en nombres entiers pour résoudre ces problèmes de cliques. Ce modèle a été implémenté en utilisant CPLEX 10. Nous avons également conçu un algorithme de branch and bound dédié pour résoudre le problème de clique de cardinalité maximum. Ces deux approches ont été intégrées dans VAST (Vector Alignment Search Tool) - un logiciel pour l'alignement des structures 3D de protéines largement utilisé au NCBI (National Center for Biotechnology Information). Pour résoudre ses problèmes de cliques, VAST utilise l'algorithme de Bron et Kerbosh (BK). Les résultats expérimentaux sur des instances réelles d'alignements de protéines montrent que notre algorithme de branch and bound est jusqu'à 116 fois plus rapide que BK pour les plus grandes protéines.

Mots-clés : Branch and bound, programmation linéaire en nombres entiers, clique maximum, alignement de structures de protéines.

1 Introduction

A protein is an ordered sequence of amino acids. Under specific physiological conditions, the linear arrangement of amino acids will fold and adopt a complex 3D shape. This 3D shape contains some highly regular sub-structures called secondary structures elements (SSEs), such as α helices and β strands.

A fruitful assumption of molecular biology is that proteins sharing close three-dimensional (3D) structures are likely to share a common function and in most cases derive from a same ancestor. Computing the similarity between two protein structures is therefore a crucial task and has been extensively investigated [1, 2, 3, 4]. Evaluating the similarity of two proteins P_1 and P_2 is usually done by evaluating the best - according to some criterion - one-to-one matching between their components (also called alignment).

Among the various protein structure alignment methods, we are interested in **VAST** [5] (Vector Alignment Search Tool) - a software for aligning protein 3D structures largely used in NCBI (National Center for Biotechnology Information) - where the problem of aligning two proteins is converted into finding a maximum clique in a specific graph.

In VAST, two proteins P_1 and P_2 are represented by their ordered sets of SSEs (V_1 and V_2 respectively), and a structural alignment of P_1 and P_2 is an order-preserving one-to-one matching between the SSEs of V_1 and the ones of V_2 . Such matchings are represented here by the so called *alignment graph* $G = (V, E)$. In our approach, the vertex set V is depicted by a grid, where each row corresponds to a SSE of V_1 , while each column corresponds to a SSE of V_2 . A vertex ik , situated on the intersection of row $i \in V_1$ with column $k \in V_2$ exists ($ik \in V$), iff the SSEs i and k are “compatible” (i.e. are of the same type and have similar lengths). An edge (ik, jl) between two vertices ik and jl exists ($(ik, jl) \in E$), iff the pair (ik, jl) is “compatible” (i.e. $i < j$ and $l < k$ (for order preserving) and if the SSEs couple i and j from V_1 can be well superimposed in 3D-space to the SSEs couple k and l from V_2)¹. To each vertex $ik \in V$ we can associate a weight $S_{ik} \in \mathbb{R}$, and to each edge $(ik, jl) \in E$ we can associate a weight $C_{ik,jl} \in \mathbb{R}$. Finding a suitable secondary structure alignment is then equivalent to discovering a clique in the grid graph G .

Looking for cliques in this kind of graphs arises in different situations, where matching in bipartite graphs preserving the order of vertices is sought. Such an example is another protein structure alignment method called Contact Map Overlap Maximization (CMO) [4].

Various clique related problems can be formulated in such grid graph. The *Maximum Cardinality Clique* problem **MCC** consists in finding in G a clique of maximum cardinality, denoted by $MCC(G)$. MCC is one of the first problem shown to be NP-Complete [6]. The *Maximum Vertex Weighted clique* problem **MVW** consists in finding a clique with a maximum sum of vertex weights. If the vertex weights are all equal to 1, then MVW is equivalent to MCC. Since MCC is a special case of MVW, then MVW is also NP-Complete. The *Maximum Edge Weighted clique* problem **MEW** consists in finding a clique with a maximum sum of edge weights. Again, if the weights are all equal to 1, then MEW is equivalent to MCC, so MEW is also NP-Complete. All these clique problems have been intensively investigated [7, 8, 9, 10, 11]. Moreover,

¹See [5] for the exact definition of superimposing SSEs couples in 3D-space.

these three problems are all special cases of the *Maximum Weighted Clique* problem **MWC**, which consists in finding the clique having the maximum sum of vertex and edge weights. If the vertex weights are equal to zero, then MWC is equivalent to MEW, if edge weights are all equal to zero, then MWC is equivalent to MVW. If the vertex weights are all equal to 1 and the edge weights are all equal to zero, then MWC is equivalent to MCC.

In this article, we present a new mathematical programming model for solving the most general clique problem MWC. The model has been implemented using ILOG CPLEX 10 Callable Library, and validated on the so called Skolnick set (widely used in protein structure comparison articles [1, 12, 13]). In addition, we also design a dedicated branch and bound algorithm (B&B) for MCC. The B&B solver has been integrated in VAST and compared to the original VAST clique solver BK (the Bron and Kerbosh algorithm [7]) on large real life protein structures. The obtained results show that our B&B algorithm is up to 116 times faster than BK for the largest proteins.

2 Mathematical programming model for MWC

The use of mathematical programming is not new in the field of maximum cliques [14, 15]. However, by using the properties of our graphs, we designed a new linear mathematical programming model for solving the maximum weighted clique problem (and thus solving MCC, MVW and MEW) on a grid $G = (V, E)$, where the weights associated to the vertices and edges are all in \mathbb{R} .

To each vertex $ik \in V$ (in row $i \in V_1$ and column $k \in V_2$), we associate a binary variable x_{ik} such that :

$$x_{ik} = \begin{cases} 1 & \text{if vertex } ik \text{ is in the clique,} \\ 0 & \text{otherwise.} \end{cases}$$

In the same way, to each edge $(ik, jl) \in E$, we associate a binary variable y_{ikjl} such that :

$$y_{ikjl} = \begin{cases} 1 & \text{if edge } (ik, jl) \text{ is in the clique,} \\ 0 & \text{otherwise.} \end{cases}$$

The goal is to find a clique which maximizes the sum of its vertex weights and the sum of its edge weights. This leads to the objective function :

$$Z_{MWC} = \max \sum_{ik} S_{ik} x_{ik} + \sum_{(ik,jl)} C_{ikjl} y_{ikjl}. \quad (1)$$

The one-to-one matching implies that in each row $i \in V_1$, at most one vertex can be chosen (only one x_{ik} can be set to 1).

$$\sum_k x_{ik} \leq 1, \quad \forall i \in V_1. \quad (2)$$

The same holds for the columns.

$$\sum_i x_{ik} \leq 1, \quad \forall k \in V_2. \quad (3)$$

These special order set constraints (maximum one activated vertex per row and per column) lead to compact formulations of the relations between vertices and edges.

Denote by $d_{col}^+(ik)$ the set of columns with indices l greater than k and such that there exists at least one edge outgoing from the vertex ik and heading to a vertex in column l . In a similar way we introduce the notations $d_{col}^-(ik)$, $d_{row}^+(ik)$ and $d_{row}^-(ik)$. More precisely, $d_{col}^-(ik)$ is the set of columns with indices l smaller than k and such that there exists at least one edge heading to the vertex ik and coming from a vertex in column l . $d_{row}^+(ik)$ is the set of rows with indices j greater than i and such that there exists at least one edge outgoing from ik and heading to a vertex in row j . And finally, $d_{row}^-(ik)$ is the set of rows with indices j smaller than i and such that there exists at least one edge heading to ik and coming from a vertex in row j .

Edges driven activations of vertices can be formulated with the following compact inequalities :

$$x_{ik} \geq \sum_j y_{ikjl}, \quad \forall ik \in V, \forall l \in d_{col}^+(ik). \quad (4)$$

$$x_{jl} \geq \sum_i y_{ikjl}, \quad \forall jl \in V, \forall k \in d_{col}^-(jl). \quad (5)$$

$$x_{ik} \geq \sum_l y_{ikjl}, \quad \forall ik \in V, \forall j \in d_{row}^+(ik). \quad (6)$$

$$x_{jl} \geq \sum_k y_{ikjl}, \quad \forall jl \in V, \forall i \in d_{row}^-(jl). \quad (7)$$

Vertices driven activations of edges can be formulated with the following compact inequalities :

$$\sum_i x_{ik} + \sum_j x_{jl} - \sum_{ij} y_{ikjl} \leq 1, \quad \forall k \in V_2, \forall l \in V_2, k < l. \quad (8)$$

$$\sum_k x_{ik} + \sum_l x_{jl} - \sum_{kl} y_{ikjl} \leq 1, \quad \forall i \in V_1, \forall j \in V_1, i < j. \quad (9)$$

Remarks:

Our model is designed to perform on alignment grids, and thus takes advantages of characteristics that grid alike graphs do not to share with randomly generated graphs. The properties “one-to-one matching” and “order preserving” lead to the creation of special order sets. In the mathematical model this is illustrated by constraints (2) and (3). Moreover, this leads to the implication “ $(ik, jl) \in E$ implies $i < j$ and $k < l$ ”. As a consequence, if ik is in a clique C , all vertices jl such that $j > i$ and $l < k$, or $j < i$ and $l > k$, cannot be in the clique C .

3 Branch and Bound approach for MCC

We present here a new branch and bound algorithm (B&B) for solving the MCC problem in the previously defined grid $G = (V, E)$, where the vertices in V are labeled by their coordinates ik , i for the row number and k for the column number.

Definition 1 A *successor* of a vertex $ik \in G$ is an element of the set $\Gamma_G^+(ik) = \{jl \in V \text{ s.t. } (ik, jl) \in E, i < j \text{ and } k < l\}$.

Definition 2 A *predecessor* of a vertex $ik \in G$ is an element of the set $\Gamma_G^-(ik) = \{jl \in V \text{ s.t. } (jl, ik) \in E, j < i \text{ and } l < k\}$.

We also use the following notations: $\Delta_G^+(ik)$ denotes the subgraph of G induced by the vertices in $\Gamma_G^+(ik)$; $\Delta_G^-(ik)$ denotes the subgraph of G induced by the vertices in $\Gamma_G^-(ik)$; G^S denotes the subgraph of G induced by the set of vertices $S \subset V$.

3.1 Branch and Bound rules

3.1.1 Branching:

Each node of the B&B is characterized by a couple $(C, Cand)$ where C is the clique under construction and $Cand$ is the set of candidate vertices to be added to C . All B&B nodes can also access to C_{best} , the best clique found so far during the exploration of the B&B tree. At the root of the B&B tree, these arguments are initially set to $C = \emptyset$, $Cand = V$ and $C_{best} = \emptyset$.

For a given B&B node $N = (C, Cand)$, the vertices in $Cand$ will be visited according to their lexicographic increasing order (row first). We call $NEXT(Cand)$ a function returning the vertex ik in $Cand$ having the smallest lexicographic index. Denote a direct descendant of N by $N' = (C', Cand')$. The first descendant is created by a recursive call with arguments $C' = C + \{ik\}$ and $Cand' = Cand \cap \Gamma_G^+(ik)$. This corresponds to exploring deeper the tree staying on the same branch and is realized by the step 7 of algorithm 1. Visiting the next direct descendant of N is done by a recursive call with arguments $C' = C$ and $Cand' = Cand \setminus \{ik\}$. This corresponds to exploring a neighboring branch of the B&B tree (a wider move) and is realized by the step 8 of algorithm 1.

3.1.2 Fathoming:

A leaf in the B&B tree is interesting only if it contains a clique with a cardinality strictly greater than the cardinality of C_{best} . Being given a B&B node $(C, Cand)$, the current best clique C_{best} , and a candidate vertex $ik \in Cand$, denote by $MCC_{ik}(G)$ the maximum cardinality clique in G containing the vertex ik . If $|MCC_{ik}(G)| \leq |C_{best}|$, then we do not miss the solution by discarding ik from $Cand$ (removing a vertex ik from $Cand$ fathoms all the leaves of the current branch leading to a clique containing ik). In our approach we do not compute $|MCC_{ik}(G)|$ but we use some upper bounds (see section 3.2).

Denote by C_{ik} the best clique that is found by branching on the vertex ik , and by $MCC_{ik}(G^{Cand})$ the maximum cardinality clique in G^{Cand} containing ik . It is easily seen that $|C_{ik}| = |C| + |MCC_{ik}(G^{Cand})|$. Any vertex $ik \in Cand$ such that $|MCC_{ik}(G^{Cand})| \leq |C_{best}| - |C|$ leads to non-interesting leaves, and thus, can be removed from $Cand$. Again, we are going to use some upper bounds of $|MCC_{ik}(G^{Cand})|$.

3.1.3 Main algorithm:

Denote by $REMOVE(Cand, C, C_{best})$ a procedure which removes from $Cand$ all vertices ik such that : (i) $|MCC_{ik}(G)| \leq |C_{best}|$, or : (ii) $|MCC_{ik}(G^{Cand})| \leq |C_{best}| - |C|$, according to some upper bounds of $|MCC_{ik}(G)|$ and $|MCC_{ik}(G^{Cand})|$.

Algorithm 1 gives the global procedure MCC_BB for solving $MCC(G)$.

Algorithm 1 MCC_BB($C, Cand, C_{best}$) # initially called with $C = \emptyset, Cand = V$ and $C_{best} = \emptyset$

```

1: if  $|C| > |C_{best}|$  then
2:    $C_{best} \leftarrow C$  # Recording the new best clique.
3: end if
4: REMOVE( $Cand, C, |C_{best}|$ )
5: if  $Cand \neq \emptyset$  then
6:    $ik \leftarrow NEXT(Cand)$ 
7:   MCC_BB( $C + \{ik\}, Cand \cap \Gamma_G^+(ik), C_{best}$ ) # exploring deeper the  $ik$ 
      branch
8:   MCC_BB( $C, Cand \setminus \{ik\}, C_{best}$ ) # visiting another candidate (a wider
      move)
9: end if
10: return

```

3.2 Maximum cardinality estimator

The efficiency of the MCC_BB algorithm greatly depends on the ability of the procedure REMOVE to fathom non-interesting vertices from $Cand$. In order to do this, we need to tightly estimate $|MCC_{ik}(G)|$ and $|MCC_{ik}(G^{Cand})|$. These bounds are based on what we will call feasible paths in a grid.

Definition 3 A *feasible path* in a grid $G = \{V, E\}$ is an ordered sequence “ $i_1k_1, i_2k_2, \dots, i_tk_t$ ” of vertices $\in V$, such that $\forall n \in [1, t-1], (i_nk_n, i_{n+1}k_{n+1}) \in E$ and $i_n < i_{n+1}, k_n < k_{n+1}$.

Denote by $P(G)$ the longest (in terms of vertices) feasible path in G . Note that computing $P(G)$ can be done by dynamic programming in $O(|E|)$ time.

3.2.1 Estimation of $|MCC_{ik}(G)|$:

For any vertex $ik \in V$, we denote by $P_{ik}(G)$ the longest feasible path in G containing ik , such that for any vertex $jl \neq ik$ in the feasible path, jl is connected to ik (i.e. $(ik, jl) \in E$ or $(jl, ik) \in E$). As illustrated in figure 1, $P_{ik}(G) = P(\Delta_G^-(ik)) \cup \{ik\} \cup P(\Delta_G^+(ik))$, and $|P_{ik}(G)| = |P(\Delta_G^-(ik))| + 1 + |P(\Delta_G^+(ik))|$. It is easily seen that :

$$|MCC_{ik}(G)| \leq |P_{ik}(G)|, \forall ik \in V. \quad (10)$$

Thus, any vertex $ik \in Cand$ such that $|P_{ik}(G)| \leq |C_{best}|$ can be safely removed from $Cand$. Note that computing all $|P_{ik}(G)|$ can be done once-for-all in a preprocessing step in $O(|V| \times |E|)$ time.

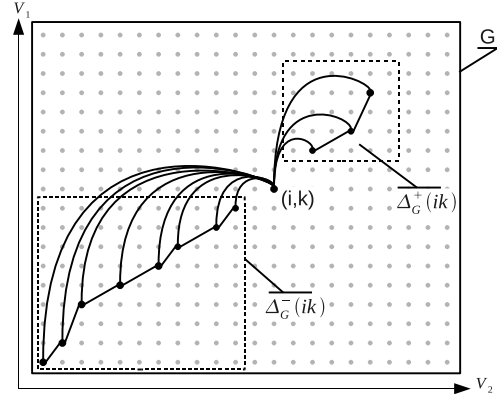


Figure 1: A graphical view of $P_{ik}(G)$. In this example, the longest feasible path in $\Delta_G^-(ik)$ contains 8 vertices, the longest feasible path in $\Delta_G^+(ik)$ contains 3 vertices, so the longest feasible path in G such that any vertex is connected to ik contains 12 vertices (including ik).

3.2.2 Estimation of $|MCC_{ik}(G^{Cand})|$:

It is obvious that $|MCC(G^{Cand})| \leq |Cand|$, so if $|Cand| \leq |C_{best}| - |C|$ we can safely fathom all vertices from $Cand$.

In the same way as we estimated $|MCC_{ik}(G)|$, it is easily seen that :

$$|MCC_{ik}(G^{Cand})| \leq |P_{ik}(G^{Cand})|, \forall ik \in Cand. \quad (11)$$

Any vertex $ik \in Cand$ such that $|P_{ik}(G^{Cand})| \leq |C_{best}| - |C|$ can be safely removed from $Cand$. In the subgraph $G^{Cand} = (Cand, E_{Cand})$, computing all $|P_{ik}(G^{Cand})|$ can be done in $O(|Cand| \times |E_{Cand}|)$ (see figure 2 for a graphical view of $P_{ik}(G^{Cand})$).

Using the abovementioned estimators, we obtain the fathoming procedure REMOVE described in algorithm 2.

Algorithm 2 REMOVE($Cand, C, C_{best}$)

```

1: for  $ik \in Cand$  do
2:   if  $P_{ik}(G) \leq |C_{best}|$  then
3:      $Cand \leftarrow Cand \setminus \{ik\}$ .
4:   end if
5: end for
6: if  $|Cand| \leq |C_{best}| - |C|$  then
7:    $Cand \leftarrow \{\emptyset\}$ 
8: end if
9: for  $ik \in Cand$  do
10:  if  $P_{ik}(G^{Cand}) \leq |C_{best}| - |C|$  then
11:     $Cand \leftarrow Cand \setminus \{ik\}$ .
12:  end if
13: end for
14: return
```

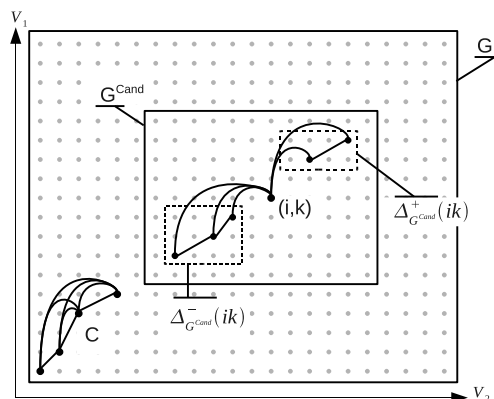


Figure 2: A graphical view of $P_{ik}(G^{Cand})$. In this example, by fixing the clique C , we created the subgraph G^{Cand} of the candidate vertices to be added to C . In this subgraph, for each candidate vertex ik , $P_{ik}(G^{Cand})$ is found by computing the longest feasible paths in $\Delta_{G^{Cand}}^-(ik)$ and in $\Delta_{G^{Cand}}^+(ik)$.

4 Results

All results presented here were obtained on the same desktop PC with one Intel Pentium 4th CPU at 3Ghz and 2GB of RAM. The mathematical programming based solver (MIP), was implemented in C using Ilog Cplex 10.0 Callable Library. The B&B solver, was also implemented in C. This two clique solvers were compared to the original VAST solver which is based on Bron and Kerbosh algorithm (BK) [7]. All algorithms were used to solve maximum cardinality clique problems. Note that in fact BK computes and evaluates all maximal cliques in a graph, and hence, can be used to solve any kind of clique problems.

The comparison of the above algorithms was performed on real-life proteins. We used two different benchmarks which significantly differ by the size of the instances (number of SSEs). The first benchmark is the Skolnick set which was recently largely used in protein structure comparison papers [1, 12, 13]). This set contains 40 small protein chains (containing one domain), with a SSEs number varying from 5 to 20. The second set benchmark (S2) contains 36 long protein chains (containing from 4 to 6 domains), with a number of SSEs varying from 51 to 87. Note that for the skolnick set, we only considered instances leading to an alignment graph with at least 100 vertices.

The characteristics of the corresponding alignment grids are given in table 1. One peculiarity is their low density, less than 20% for the Skolnick set, and less than 6% for S2 set.

Set name	Number of vertices			Number of edges			Density		
	Min	Average	Max	Min	Average	Max	Min	Average	Max
Skolnick	100	158.92	208	886	2368.69	3547	0.16	0.18	0.20
S2	1390	2384.97	5582	45278	144206.44	604793	0.03	0.05	0.06

Table 1: Characteristics of the grid graphs corresponding to the considered benchmarks.

Figure 3 compares the time needed by MIP to the one of BK on the Skolnick set. On the 170 instances containing more than 100 vertices, MIP is always slower than BK (3.35 times slower in average). This is not surprising, since dedicated solvers are expected to be faster than general purpose solvers (CPLEX in this case). However, this observation motivated us to go further in developing a fast special purpose clique solver.

MIP vs BK running time comparison on Skolnick set

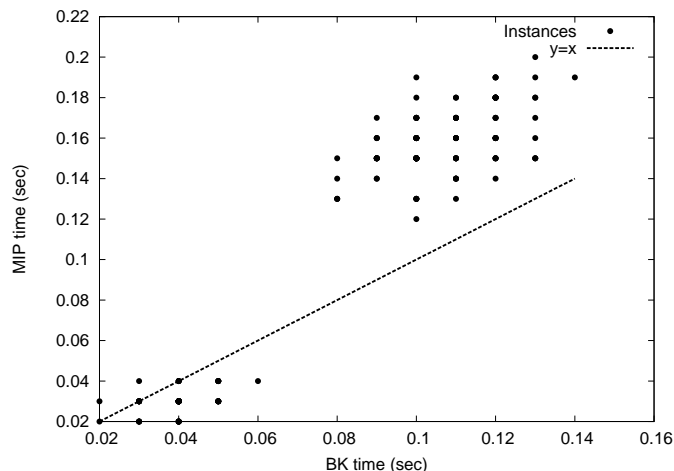


Figure 3: For each instance the execution time of MIP is plotted on the x-axis, while the one of BK is depicted on the y-axis. All points are above the $x = y$ line (i.e. BK is always faster than MIP).

Figure 4 compares the time needed by B&B to the one of BK on set S2. Here we observed that B&B is about 15.57 times faster than BK in average, and on the biggest instances (where both proteins contain more than 80 SSEs), it is up to 116.7 times faster. Such big instances are solved by B&B in less than 79 seconds (25 sec. on average) while BK needs up to 2660 seconds (1521 sec. on average). These results are detailed in table 2.

5 Conclusion

We presented a new mathematical programming model for solving the maximum weighted clique problem arising in the context of protein structure comparison. This model was implemented and validated on a small benchmark. We also presented a new dedicated branch and bound algorithm for the maximum cardinality clique problem. The computational results show that on big instances, our branch and bound is significantly faster than the Bron and Kerbosh algorithm (up to 116 times for the largest proteins). In the near future, we intend to study the behavior of the proposed algorithms on arbitrary graphs, conveniently transformed into grid graphs in a preprocessing step.

B&B vs BK running time comparison on S2 set.

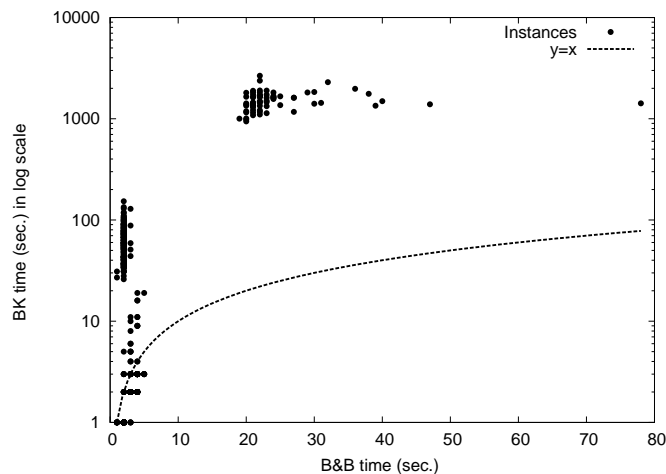


Figure 4: The execution time of B&B is presented on the x-axis, while the one of BK is on the y-axis (in log scale). The $x=y$ line is also given, and any point above it is an instance for which B&B is faster than BK. In average, B&B is 15.57 times faster than BK. This superiority goes up to 116.7 times for the biggest instances.

Instance	$ V_1 $	$ V_2 $	$ V $	$ E $	$ MCC $	B&B time (sec.)	BK time (sec.)
(d1n6fA ₋ ,d1n6eA ₋)	86	83	5220	526586	78	22,78	2659,27
(d1n6eA ₋ ,d1n6fA ₋)	83	86	5220	527354	79	22,01	2380,55
(d1n6fA ₋ ,d1n6dA ₋)	86	85	5305	541073	75	32,03	2296,89
(d1n6dA ₋ ,d1n6fA ₋)	85	86	5305	548087	75	36,81	1978,24
(d1n6eK ₋ ,d1n6fD ₋)	87	87	5582	604793	81	22,22	1903,39
(d1n6dD ₋ ,d1n6fF ₋)	85	86	5304	540911	75	78,91	1419,21
(d1n6fB ₋ ,d1n6dD ₋)	85	85	5234	523072	75	47,82	1390,55
(d1k32F ₋ ,d1n6eG ₋)	85	84	5279	528476	76	40,08	1491,81
(d1n6dD ₋ ,d1n6fB ₋)	85	85	5234	532998	75	39,04	1344,8
(d1n6dC ₋ ,d1n6fD ₋)	85	87	5376	576604	76	38,27	1765,77

Table 2: Details of S2 benchmark. The density is 0.04 for each instance. The first five instances correspond to the biggest running times of BK versus B&B, while the second five instances present the biggest running times of B&B versus BK. Note that aligning P_1 with P_2 is not the same as aligning P_2 with P_1 , since the superimposition function (from [5]) that we use to define edges is not symmetrical.

References

- [1] A. Caprara, R. Carr, S. Israil, G. Lancia, and B. Walenz. 1001 optimal pdb structure alignments: integer programming methods for finding the maximum contact map overlap. *J. Comput. Biol.*, 11(1):27–52, 2004.
- [2] J. Xu, F. Jiao, and B. Berger. A parameterized algorithm for protein structure alignment. *Journal of Computational Biology*, 14(5):564–577, 2007.

-
- [3] I. Halperin, B. Ma, H. Wolfson, and R. Nussinov. Principles of docking: An overview of search algorithms and a guide to scoring functions. *Proteins*, 47(4):409–443, 06 2002.
- [4] D.M. Strickland, E. Barnes, and J.S. Sokol. Optimal protein structure alignment using maximum cliques. *Oper. Res.*, 53(3):389–402, 2005.
- [5] J-F. Gibrat, T. Madej, and S.H. Bryant. Surprising similarities in structure comparison. *Current Opinion in Structural Biology.*, 6:377–385, 06 1996.
- [6] R.M. Karp. Reducibility among combinatorial problems. *Complexity of Computer Computations.*, 6:85–103, 06 1972.
- [7] C. Bron and J. Kerbosch. Algorithm 457: finding all cliques of an undirected graph. *Commun. ACM*, 16(9):575–577, 1973.
- [8] J. Abello, P.M. Pardalos, and M.G.C. Resende. On maximum clique problems in very large graphs. In *In External Memory Algorithms*, pages 119–130. American Mathematical Society, 1999.
- [9] I.M. Bomze, M. Budinich, P.M. Pardalos, and M. Pelillo. The maximum clique problem. *Handbook of Combinatorial Optimization.*, 1999.
- [10] J-C. Rgin. Using constraint programming to solve the maximum clique problem. *CP 2003 : principles and practice of constraint programming, Lecture notes in computer science.*, 2833:634–648, 2003.
- [11] S. Busygin. A new trust region technique for the maximum weight clique problem. *Discrete Appl. Math.*, 154(15):2080–2096, 2006.
- [12] W. Xie and N. Sahinidis. A reduction-based exact algorithm for the contact map overlap problem. *Journal of Computational Biology*, 14(5):637–654, 2007.
- [13] D. Pelta, J. Gonzales, and M. Vega. A simple and fast heuristic for protein structure comparison. *BMC Bioinformatics*, 9(1):161, 2008.
- [14] P.M. Pardalos and G.P. Rodgers. A branch and bound algorithm for the maximum clique problem. *Comput. Oper. Res.*, 19(5):363–375, 1992.
- [15] E. Balas, S.Ceria, G. Cornuejols, and G. Pataki. Polyhedral methods for the maximum clique problem. *DIMACS Series in Discrete Mathematics and Theoretical Computer Science*, 26:11–28, 1996.



Centre de recherche INRIA Rennes – Bretagne Atlantique
IRISA, Campus universitaire de Beaulieu - 35042 Rennes Cedex (France)

Centre de recherche INRIA Futurs : Parc Orsay Université - ZAC des Vignes
4, rue Jacques Monod - 91893 ORSAY Cedex

Centre de recherche INRIA Nancy – Grand Est : LORIA, Technopôle de Nancy-Brabois - Campus scientifique
615, rue du Jardin Botanique - BP 101 - 54602 Villers-lès-Nancy Cedex

Centre de recherche INRIA Grenoble – Rhône-Alpes : 655, avenue de l'Europe - 38334 Montbonnot Saint-Ismier

Centre de recherche INRIA Paris – Rocquencourt : Domaine de Voluceau - Rocquencourt - BP 105 - 78153 Le Chesnay Cedex
Centre de recherche INRIA Sophia Antipolis – Méditerranée : 2004, route des Lucioles - BP 93 - 06902 Sophia Antipolis Cedex

Éditeur
INRIA - Domaine de Voluceau - Rocquencourt, BP 105 - 78153 Le Chesnay Cedex (France)
<http://www.inria.fr>
ISSN 0249-6399