

Lightest Nuclei in UHECR versus Tau Neutrino Astronomy

D.Fargion^a, D. D'Armiento, P. Paggi, S. Patri[†]

^aPhysics Department and INFN, Rome University 1, Sapienza, Ple.A.Moro 2

UHECR may be either nucleons [2] or nuclei; in the latter case the Lightest Nuclei, as He^4 or He^3 , Li, Be, explains at best the absence of Virgo signals and the crowding of events around Cen-A bent by galactic magnetic fields [3]. This model fit the observed nuclear mass composition discovered in AUGER. However UHECR nucleons above GZK produce EeV neutrinos while Heavy Nuclei, as Fe UHECR do not produce much. UHECR He nuclei at few $10^{19} eV$ suffer nuclear fragmentation (producing low energetic neutrino at tens PeVs) but it suffer anyway photo-pion GZK suppression (leading to EeV neutrinos) once above one-few $10^{20} eV$. Both these cosmogenic UHE secondary neutrinos signals may influence usual predicted GZK [9],[12] Tau Neutrino Astronomy [4] in significant and detectable way; the role of resonant antineutrino electron-electron leading to Tau air-shower may also rise.

1. UHECR Lightest Nuclei versus UHE ν

Astrophysical UHE neutrinos is being searched, since four decades, at TeV-PeV energy via neutrino muons in underground detectors. Their signal is greatly polluted from above (and below) by CR secondary muons (and atmospheric muon neutrinos into muons) and partially suppressed at PeVs, by Earth size opacity. Horizontal Muons at hundreds TeV, originated by astrophysical UHE neutrinos are also polluted by leading prompt atmospheric signals. However, since four decades, the rise of highest energy neutrino Astronomy is generally expected also by the cosmogenic EeV neutrinos, secondaries of GZK [9],[12] cut-off on Ultra High Cosmic Rays (UHECR). These ones are difficult to observe in km^3 detector. But since a decade [4] the UHE Tau Neutrino Astronomy have been foreseen and suggested in present and future detectors. Indeed Tau Air-shower Astronomy is an amplified Neutrino Astronomy observable. Indeed an air-shower is not a single track, but a wide (even many km^2) area raining of billions secondaries at once. One doesn't need to collect and count all of them to realize such an event beyond a mountain or Earth screen. One need just a spread sample at once. As for UHECR. Moreover hadronic air-shower below zenith angle 75° are originated far and far and they are filtered : their peak electromagnetic

component is exhausted at horizons leaving just late diluted (and sharp) inclined muon bundles. On the contrary neutrino, either interacting in air or, better, escaping the Earth by $\nu_\tau \rightarrow \tau$ may lead to electromagnetic-rich horizontal (upward) air-showers. Tau decay in flight are better than neutrino interacting in air because Earth rock density is three thousand times larger than air one. Even if the tau enjoy of a bounded escaping solid angle (a zenith angle width of $2 - 5^\circ$ degree) while all down-ward neutrinos interacting on air may reach from wider cone (a zenith angle width 15° degree) and are in three flavors. Such skimming events in AUGER experiment may rise via upward tau air-shower [4],[6],[7]. In last years the upward-horizontal EeV $\tau, \bar{\tau}$ appearance, via UHECR $p + \gamma_{CMB} \rightarrow \pi \rightarrow \nu$ has been predicted by many authors; the most extreme ones were at rate of $0.1 - 0.03$ a year [7], or 0.3 a year in AUGER [5] and finally up to 0.2 a year [8]. This rate, has only recently being adjusted and confirmed by last AUGER group estimates (NOW 2008, CRIS 2008): 0.3 a year, in full agreement with our previous ones [5]. Indeed following the AUGER evidences (and Hires ones [10]) of an UHECR GZK [9],[12] cut-off and the latest AUGER (possible) Super-Galactic anisotropy due to an eventual proton UHECR guarantee a secondary flux of UHE-GZK neutrino at EeVs energy within AUGER detection via $\tau, \bar{\tau}$ show-

ering [5]. In fact this occurs because the muon neutrino flavor mixing must feed also a tau neutrino component. Such UHE astrophysical tau neutrino (noise-free from any atmospheric background) may interact in and it may rises out the Earth as UHE τ . The UHE $\tau, \bar{\tau}$ decay in flight in atmosphere must lead to loud Tau Air-showers. Such a detectable flashes may rise in short times within Auger SD (by large electromagnetic curvature signals) or in FD arrays by horizontal fluorescence signals, namely once in a few years (2 – 4) from now [5]. Nevertheless a recent alternative UHECR understanding [3], based on observed AUGER UHECR (nuclei) mass composition and with Cen-A rich clustering map, is in disagreement with UHECR proton understanding [2]. This model is leading to different UHE neutrino predictions. It suggests that UHECR are made by Lightest Nuclei (He^4 , He^3 , maybe a few also Be, Li) mostly originated from Cen-A: their trajectories are bent and spread by galactic magnetic fields and they are incidentally clustered (by galactic fields) around Cen-A, nearest (4 Mpc) and possibly unique source able to survive the short Lightest Nuclei GZK cut-off. These events spread mostly along the same Super-Galactic Arm , just apparently from far 80 Mpc Centaurs Cluster. The mean random angle bending He^4 (see Fig.1) by spiral galactic magnetic fields along the plane is $\delta_{rm} \geq$:

$$11.3^\circ \cdot \frac{Z}{Z_{He^4}} \cdot \left(\frac{6 \cdot 10^{19} eV}{E_{CR}} \right) \left(\frac{B}{3 \cdot \mu G} \right) \sqrt{\frac{L}{20 kpc}} \sqrt{\frac{l_c}{kpc}} \quad (1)$$

This *Lightest Nuclei for Highest Cosmic Rays* model implies and foresees among the other, additional clustering of UHECR events around the nearest AGN Cen-A (the lightest UHECR the more correlated to the source, the heavier and with larger charges, the most bent and spread ones). The model explains the absence or a poor signal from Virgo (too far for the fragile nuclei to fly by). Such *Lightest Nuclei for Highest Cosmic Rays* are forced in a very confined cosmic volume (ten Mpc) due to a fragile light nuclear (few MeVs) binding energy. Usually heavy nuclei fragmentation pour energy only in UHE neutrino (at 0.1 – 0.01 EeV energy) spectra, less energetic

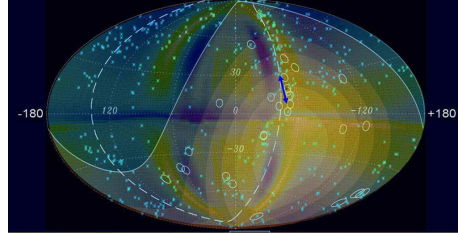


Figure 1. The first order bending for lightest UHECR, as He nuclei, is shown by the vertical arrow. The underline galactic magnetic fields almost vertical to Galactic Plane in Cen-A region, explain the longitudinal clustering of the events, overlapping by chance on Super Galactic Arm , shown by the dashed curve. It also explain the UHECR composition and the absence of Virgo. The heavier, more charged and more energetic (He^4, Li, Be) will be bent more. The lighter and less energetic He^3 less.

than common UHE EeV $p + \gamma_{CMB} \rightarrow \pi$ neutrino flux.

2. UHECR by Lightest Nuclei versus ν_τ

AUGER SD or FD are not able to reveal tens-hundreds PeV energy easily. However a very recent and a less spaced AUGER sub-system, a more dense array AMIGA and the additional telescopes HEATS might lower the threshold accordingly. The 0.1 EeV mostly hadronic, inclined *upward*, tau air-showers $\theta \leq 80^\circ$ occur at much lower altitudes than hadronic inclined *down-going* air-showers, at much nearer distances from telescopes than hadronic EeV air-showers, reducing the area and the rate. They may offer a tens-hundred PeV neutrino windows, secondaries of UHE He nuclear fragmentation. Some estimates are offered assuming, for sake of simplicity a Fermi-like UHE GZK spectra, comparable to the well known Waxmann-Bachall flux derived for cosmic GRBs. Nevertheless if rarest UHECR, possibly from AGN, above $1 - 2 \cdot 10^{20} eV$, (a few in AUGER events), are also He nu-

clei, they may still suffer GZK photo-pions opacity decaying into EeV neutrinos too. Such He GZK interaction may be comparable with corresponding proton GZK ones at $6 \cdot 10^{19} eV$: therefore EeV tau Neutrino Astronomy, tails of the most energetic Lightest Nuclei GZK secondaries, may still rise at AUGER. EeV inclined tau decays, born nearly at sea level (versus inclined hadronic $\theta \geq 80^\circ$ ones developing at altitudes well above ten km) occur at air-density at least three times higher (than hadron horizontal ones); therefore Tau Air-showers (mostly behaving as hadron ones), their electromagnetic and fluorescence tail sizes (and times) are three times shorter ($l_{sh} \approx 8 - 10$ km) and their characteristic azimuth speed $\dot{\varphi} \approx 1.5 \cdot 10^4 \text{rads}^{-1}$ is slower than common inclined UHECR hadron ones at higher altitudes ($l_{sh} \geq 25 - 30$ km), ($25 - 35$ km), whose detection threshold (minimal impact distance) is very near to the observer (a dozen of km from the edges and few kms from air-shower baricenter). The consequent azimuth angular velocity is for instance, assuming an EeV event, at maximal distance of 12 km, at minimal distance 9 km, total duration $100 \mu s$, $\dot{\varphi} \geq 2.1 \cdot 10^4 \text{rads}^{-1}$. Such a brief $26 - 30 \mu s$ and distinct up-ward tau lightening versus slow $90 - 120 \mu s$ diluted down-ward horizontal showering may be well disentangled within AUGER (and AMIGA SD) threshold, also by obvious angular resolution and directionality (up or downward); their strong curvature and their inclinations would rise within HEAT FD and AUGER FD, we estimate, once every a couple of years 2. Possibly (factor two) originated from the Ande side (West to East) [4],[1],[11].

This new neutrino Astronomy, the PeVs-EeVs ratio, may disentangle in future records the real UHECR nucleon or lightest nuclei UHECR nature. Indeed the additional rise of the resonant Glashow contribute, $\bar{\nu}_e + e \rightarrow W^- \rightarrow \bar{\nu}_\tau + \tau$, in the upgoing Tau, while just marginally doubling the signal at 0.01 EeV, see Fig.3,4,5 it may leave a clear imprint on horizontal differential angular spectra. Leading to a flavor UHE neutrino spectroscopy.

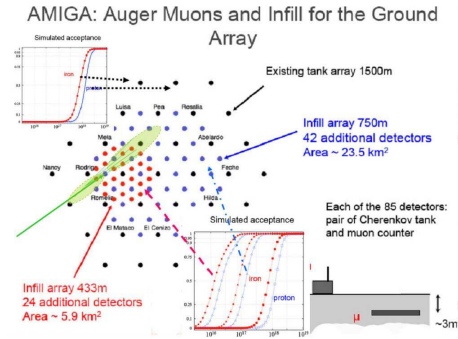


Figure 2. The AUGER Array and the inner area AMIGA and HEAT where lower energy air-showers might be revealed. The two different spacing (5.9 km^2 and the 23.5 km^2) offer a lower energy threshold for neutrino inclined air-showers respectively at 10^{16} and $10^{17} eV$. In the figure a schematic area due to air-showering lobes of an escaping horizontal air-shower

2.1. The resonant $\bar{\nu}_e + e \rightarrow W^- \rightarrow \bar{\nu}_\tau + \tau$

The role of UHE neutrino interaction with matter is well understood: they also shape the neutrino survival across the Earth. Indeed the highest energy ν are opaque to Earth, but not to smallest cord. Therefore the harder events are the more opaque and survive at shortest cords, the tangent ones. The resonant $\bar{\nu}_e + e \rightarrow W^- \rightarrow \nu_\tau + \tau$ are very peculiar signals. Their opacity on Earth is extreme. They are as opaque as EeV energetic neutrinos. See 3. But their lower energy corresponds to higher flux (for constant energy fluency as Waxmann Bachall one). But their propagation in Earth is much smaller too. The compensated flux is 5-6 times higher than EeV one. Unfortunately this rate is (in AUGER) suppressed by detection threshold (nearly one hundred times smaller than EeV showers). Nevertheless the mini array AMIGA (of 6 km^2) and the HEAT telescopes may contribute to make detectable in a few year the same resonant $\bar{\nu}_e + e \rightarrow W^- \rightarrow \nu_\tau + \tau$: the distance will be ten times smaller and the showering azimuth angular ve-

locity will appear *ten* times faster than already fast EeV Tau Airshower. Their curvature in AMIGA may leave a clear imprint in dense array Cherenkov (and in mostly absent underground (3 m) muon one).

3. Conclusions: UHE ν_τ Astronomy spectroscopy

The very exciting Neutrino Astronomy is beyond the corner. Either by EeV GZK [9],[12] secondaries or by tens PeV signals the detection via FD in AUGER is at the detection edge. The short and near air-shower from the telescope due to the lower energy makes the shower timing brief, sharp and at small zenith angle, and, upgoing. On the contrary the unique inclined horizontal down-going hadron shower are far away, diluted in air density and in time scale as well as at possible bifurcate (by geomagnetic field) structure. No way to be confused. Three or more times duration and morphology of *up or down* signature will disentangle any rare neutrino lights arriving from their unique but unusual sky: the Earth. Their rate, timing, energy and inclination may teach us on the real nature (nucleon or lighters nuclei) of UHECR. In this hope we suggest (a) to implement the present AUGER array with additional array searching for shadows of inclined hadronic from Ande in AUGER; (b) To add Mini-Cherenkov telescope arrays facing Ande screen to reveal tau air-showers signals beyond the mountain chain also via direct Cherenkov flashes.(c) Locating a new telescope array few km distance to reduce the energy thresholds (d) Introducing novel trigger detection by fast horizontal track time signature.(e) Locating SD nearest to FD in order to enlarge their ability to discover the inclined events (blazing Cherenkov flashes) both in FD and in Cherenkov lights as well as in muon tracks in nearby SD array elements. It must be remind that the AMIGA muon versus SD Cherenkov signal may well signal the electromagnetic versus Muonic nature of horizontal air-shower, offering an additional tool to disentangle neutrino versus hadronic air-showers. We foresee in very near years, possibly this and next one, the Tau Neutrino Astronomy birth,

if accurate attention on trigger thresholds, and AMIGA-HEATS implementation will be concluded soon.

REFERENCES

1. Aramo C. et al. *Astropart. Phys.* 23 (2005) 65-77
2. [Pierre Auger Collaboration], *Science*, vol.318, p.939-943 (arXiv:0711.2256)
3. Fargion D. *Phys. Scr.* 78 (2008) 045901, 1-4.
4. D. Fargion, et al.: "Horizontal Tau air showers from mountains in deep valley. Traces of UHECR neutrino tau" 26th ICRC, He 6.1.09, p.396-398.1999.(USA); Fargion D., 2002, *ApJ*, 570, 909; Fargion D. et al. 1999, 26th ICRC, HE6.1.10, 396-398; Fargion D., et al. 2004, *ApJ*, 613, 1285; Fargion D. et al., *Nuclear Physics B (Proc. Suppl.)* 2004; Fargion D., et al. *Adv. in Space Res.*, 37 (2006) 2132-2138; 136, 119; D. Fargion, *J. Phys. Soc. Jpn. Vol. 77* (2008) *Suppl. B.*, p.1-15.
5. Fargion D. et al. arXiv:0708.3645v2; *Nucl. Inst. Meth. A*, 588; 2008, 146-150.
6. Bertou X. et al. 2002, *Astropart. Phys.*, 17, 183
7. Blanch B., Auger Coll., ICRC07, arXiv:0706.1658v1
8. Auger Collaboration, *Phys. Rev. Letters* 100 (2008) 211101
9. Greisen K 1966 *Phys. Rev. Lett.* 16 748
10. The HIRES Collaboration, *Ap. J.* 636, 2006, 680-684
11. Miele G. et al. *Phys. Lett. B* 634 (2006) 137-142
12. Zatsepin, G.T., Kuz'min, V.A. *Zh. Eks. Teor. Fiz., Pis'ma Red.* 4 (1966) 144

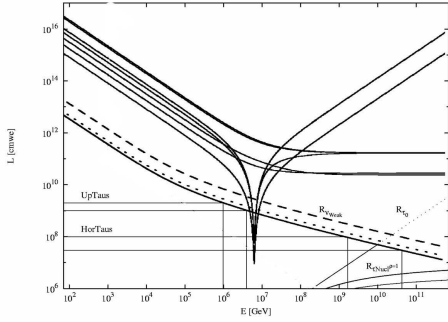


Figure 3. The neutrino interaction length either with nuclear matter as well as for anti-neutrino $\bar{\nu}_e$ resonant with electron. The two horizontal roads UpTaus and HorTaus define the corresponding energy for Upward and horizontal showers from Earth [4],[5]. The Glashow resonant energy (inverse peak) corresponds to the EeV neutrino-nucleon interaction length: Note the average peak interaction with EeV energy one.

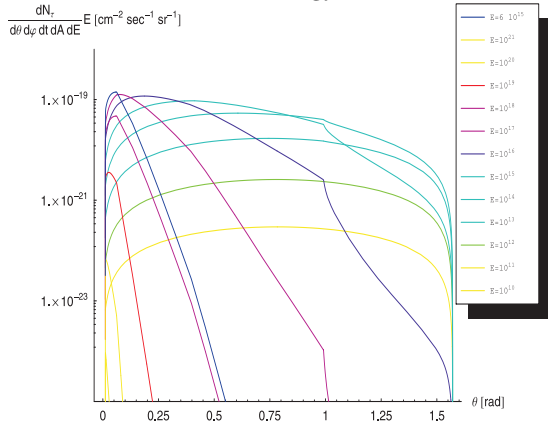


Figure 4. The differential angular distribution of upgoing Tau assuming an usual Waxmann Bachall neutrino energy fluency of $10eV \cdot cm^{-2} \cdot s^{-1} \cdot sr^{-1}$, for each neutrino flavor, derived from the observed UHECR GZK[9],[12] at $6 \cdot 10^{19}$ eV. The inner Earth density profile has been taken into account. Note the very peculiar bump due to the resonant antineutrino at 6.3 PeV; its preferential inclination is due to the severe Earth opacity. The overall integral signal almost double the Tau skimming rate in the same energy band

Antineutrino electron Upward Tau rate Contribute in AUGER FD three years

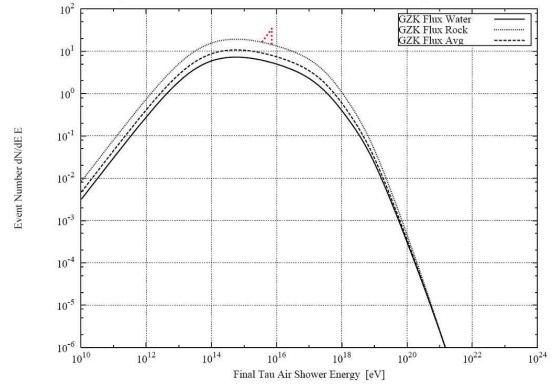


Figure 5. As above the integral rate of up going Tau including the resonant neutrino contribute in three years. The small triangular bump due to Glashow resonant antineutrinos scattering on electrons is mainly due to the energy spread of the tau energy at its birth. The rate are estimated for a total AUGER area at 10% efficiency for FD. The FD threshold is growing linearly with energy and it is respectively $300Km^2$, $30Km^2$, $3Km^2$ at the energy EeV , $0.1EeV$, $0.01 EeV$. Because of it each rate at lower energies than EeV must be suppressed in FD efficiency by corresponding factor (0.1, 0.01) making the expected event rate at ten PeV (0.26) and hundred PeV (0.5), just below unity in 3 years. The additional mini-array AMIGA at $27.5Km^2$, $6Km^2$, whose array spacing is respectively ,750, 433 m. is a SD active day and night and it might double the signal, offering a detection in a few years from now (0.35-0.4 event/year).