

Cosmic vector for dark energy: constraints from SN, CMB and BAO

Jose Beltrán Jiménez^a, Ruth Lazkoz^b and Antonio L. Maroto^a

^a*Departamento de Física Teórica, Universidad Complutense de Madrid, 28040 Madrid, Spain.*

^b*Fisika Teorikoa, Zientzia eta Teknologiaren Fakultatea,*

Euskal Herriko Unibertsitatea, 644 Posta Kutxatila, 48080 Bilbao, Spain.

(Dated: November 23, 2018)

It has been recently shown that the presence of a vector field over cosmological scales could explain the observed accelerated expansion of the universe without introducing neither new scales nor unnatural initial conditions in the early universe, thus avoiding the coincidence problem. Here, we present a detailed analysis of the constraints imposed by SNIa, CMB and BAO data on the vector dark energy model with general spatial curvature. We find that contrary to standard cosmology, CMB data excludes a flat universe for this model and, in fact, predicts a closed geometry for the spatial sections. We see that CMB and SNIa Gold data are perfectly compatible at the 1-sigma level, however SNIa Union dataset exhibits a 3-sigma tension with CMB. The same level of tension is also found between SNIa and BAO measurements.

PACS numbers: 95.36.+x, 98.80.-k, 98.80.Es

I. INTRODUCTION

More than ten years have passed since the first indications of the accelerated expansion of the universe [1] and still today it remains as one of the most intriguing problems in cosmology. Moreover, the accelerated expansion has been confirmed during the last decade by many different probes, mainly through measurements of Type Ia supernovae, CMB temperature power spectrum and the Baryon Acoustic Oscillations (BAO) [2, 3, 4]. Since Einstein's gravity predicts that a universe containing (baryonic and dark) matter and radiation should be decelerating rather than accelerating, these observations could be signalling either the breakdown of General Relativity at cosmological scales or the existence of some sort of non-ordinary energy with negative pressure known as dark energy.

The simplest model describing dark energy is the existence of a cosmological constant. Although it fits observations with very good precision, it suffers from theoretical problems since the inferred scale for the cosmological constant turns out to be around 10^{-3}eV , which is a very tiny value compared to the gravitational scale set by Newton's constant $G \simeq M_P^{-2}$ with $M_P \sim 10^{19}\text{GeV}$. This poses a problem of naturalness because of the existence of two scales in the theory which differ in many orders of magnitude. Moreover, a related problem arises because the amount of energy density stored in the form of dark energy is comparable to that stored in the form of matter at the present epoch, in spite of having evolved very differently in the past. Thus, in order to get these problems around several models have been proposed which are mostly based on either cosmological scalar fields [5, 6] or infrared modifications of the gravitational action [7, 8] (see [9] for a review on dark energy models). However, none of these models succeeded in solving the previously addressed problems of the cosmological constant because they either introduce new dimensional scales in the action or unnatural initial conditions to get the right accelera-

tion at the right time.

In a previous paper [10] we showed that a model based on the dynamics of a vector field on cosmological scales can give rise to a period of accelerated expansion without introducing neither new dimensional scales nor unnatural initial conditions, thus avoiding fine-tuning or coincidence problems. Although the existence of periods of accelerated expansion for vector field models was already known [11, 12], the model proposed in [10] consists just of the simplest kinetic terms for the vector field containing two fields and two derivatives and without any potential for the field. In fact, in this paper we shall show that such a model is nothing but a gauge field with a gauge fixing term coupled to the Ricci tensor. Moreover, very recently [13] it has been also shown that the own electromagnetic field could be a natural candidate for dark energy.

In order to constrain dark energy models from observations, we typically use distance indicators so that we can confront distance measurements to the corresponding model predictions [14]. To do that we can resort to two different types of objects, namely: standard candles and standard rulers. Standard candles are objects of known intrinsic luminosity, so that the corresponding comoving distance can be determined. That way, it is possible to reconstruct the Hubble expansion rate by searching this sort of objects at different redshifts. The most important class of such indicators are Type Ia supernovae. On the other hand, standard rulers are objects whose comoving size is known, so that we can measure the angular distance and, therefore, compare to that predicted by the dark energy model. A well-known example is the sound horizon size at the last scattering surface. This standard ruler can be measured directly from the CMB temperature power spectrum and, also, from Baryon Acoustic Oscillations (BAO) through the matter power spectrum at low redshift.

The paper is organized as follows: in section I we introduce the vector model for dark energy and derive all

the necessary equations for the rest of the paper. In section II we show how the different distance indicators will be used in order to obtain constraints for the model. Finally, section III is devoted to the results obtained from the analysis.

II. VECTOR DARK ENERGY

The action proposed in [10] to describe dark energy is the following:

$$S = \int d^4x \sqrt{-g} \left(-\frac{R}{16\pi G} - \frac{1}{2} \nabla_\mu A_\nu \nabla^\mu A^\nu + \frac{1}{2} R_{\mu\nu} A^\mu A^\nu \right) \quad (1)$$

However, this action can be written in a more suggestive form by integrating by parts and taking into account that $R_{\mu\nu} A^\mu A^\nu = (\nabla_\mu A^\mu)^2 - \nabla_\mu A_\nu \nabla^\nu A^\mu$. Then, the action for the vector field can be expressed as:

$$S = \int d^4x \sqrt{-g} \left[-\frac{R}{16\pi G} - \frac{1}{4} F_{\mu\nu} F^{\mu\nu} - \frac{1}{2} (\nabla_\mu A^\mu)^2 + R_{\mu\nu} A^\mu A^\nu \right] \quad (2)$$

In this form, it becomes apparent that the theory is that of a gauge vector field with a gauge-fixing term (in the Feynman gauge) and coupled to the Ricci tensor. This coupling provides an effective mass term driven by gravity.

Now, we take variations with respect to the metric and the vector field to obtain the Einstein's and vector field equations respectively:

$$R_{\mu\nu} - \frac{1}{2} R g_{\mu\nu} = 8\pi G (T_{\mu\nu} + T_{\mu\nu}^A) \quad (3)$$

$$\nabla_\nu \nabla^\nu A_\mu + R_{\mu\nu} A^\nu = 0 \quad (4)$$

where $T_{\mu\nu}$ is the conserved energy-momentum tensor for matter and radiation (and all other possible components) and $T_{\mu\nu}^A$ is the energy-momentum tensor for the vector field. We consider the case in which the vector field is homogeneous and only has time-component, i.e., $A_\mu = (A_0(t), 0, 0, 0)$. However, unlike in the previous paper [10], here we will consider the effects of the curvature so the metric is given by:

$$ds^2 = dt^2 - a(t)^2 \left[\frac{dr^2}{1 - kr^2} + r^2 (d\theta^2 + \sin^2 \theta d\phi^2) \right] \quad (5)$$

In this metric, equation (4) for the homogeneous time-component of the vector field reads:

$$\ddot{A}_0 + 3H\dot{A}_0 - 3(2H^2 + \dot{H})A_0 = 0 \quad (6)$$

where $H = \dot{a}/a$ is the Hubble parameter. For our purposes on this work it will be useful to express the latter

equation in terms of the redshift $z = \frac{1}{a} - 1$ as follows:

$$\frac{d^2 A_0}{dz^2} + \frac{1}{(1+z)H(z)} \frac{d}{dz} \left[\frac{H(z)}{(1+z)^2} \right] \frac{d}{dz} [(1+z)^3 A_0] = 0 \quad (7)$$

This equation can be easily solved when the universe is dominated by radiation or matter, assuming that the contribution of the vector field is negligible. In those epochs the Hubble parameter is given by $H = p/t = p(1+z)^{1/p}$ with $p = 1/2$ for radiation and $p = 2/3$ for matter and, according to (7), the vector field evolves as:

$$A_0(z) = A_0^+ (1+z)^{\alpha_+} + A_0^- (1+z)^{\alpha_-} \quad (8)$$

with A_0^\pm constants of integration and $\alpha_\pm = (1 \pm 1)/2$ in the radiation era, and $\alpha_\pm = (3 \pm \sqrt{33})/4$ in the matter era. Notice that, since the vector field is constant during the radiation era, we can set the initial conditions at any time during that epoch without modifying the evolution of the universe.

On one hand, the $({}^0{}_0)$ component of Einstein's equations can be written as:

$$\frac{H^2}{H_0^2} = \Omega_m (1+z)^3 + \Omega_r (1+z)^4 + \Omega_k (1+z)^2 + \rho_A(z) \quad (9)$$

where H_0 is the present value of the Hubble parameter, which is usually expressed as $H_0 = 100 h \text{ km s}^{-1} \text{ Mpc}^{-1}$, Ω_m and Ω_r are the density parameters corresponding to matter and radiation respectively, $\Omega_k = -\frac{k}{H_0^2}$ and ρ_A is the energy density of the vector field, whose expression is:

$$\rho_A = \frac{H^2}{H_0^2} \left[\frac{1}{2} A_0^2 - (1+z) A_0 \frac{dA_0}{dz} - \frac{1}{6} (1+z)^2 \left(\frac{dA_0}{dz} \right)^2 \right] \quad (10)$$

Moreover, we measure the vector field in units of the reduced Planck mass $M_P = 1/\sqrt{8\pi G}$. We can obtain the evolution of this energy density in the radiation and matter dominated eras by using the growing solution in (8) for the vector field to give:

$$\rho_A = \rho_{A0} (1+z)^\kappa \quad (11)$$

where $\kappa = 4$ in the radiation era and $\kappa = (9 - \sqrt{33})/2 \simeq 1.63$ in the matter era. Notice that the energy density scales as radiation in the early universe so that ρ_A/ρ_R is constant in that epoch (see in Fig. 1). Therefore, we obtain once again that the time at which we set the initial conditions in the early universe for the vector field lacks importance, since its fraction of energy density is constant during that epoch.

Finally, when the vector field becomes dominant the Universe suffers a Type III singularity [15] in which its evolution ends at a finite time t_{end} but with a finite size a_{end} . Moreover, as we approach the final singularity we have $\rho_{DE} \rightarrow \infty$ and $p_{DE} \rightarrow -\infty$, with $w_{DE} \rightarrow -\infty$, whereas the vector field takes a finite value.

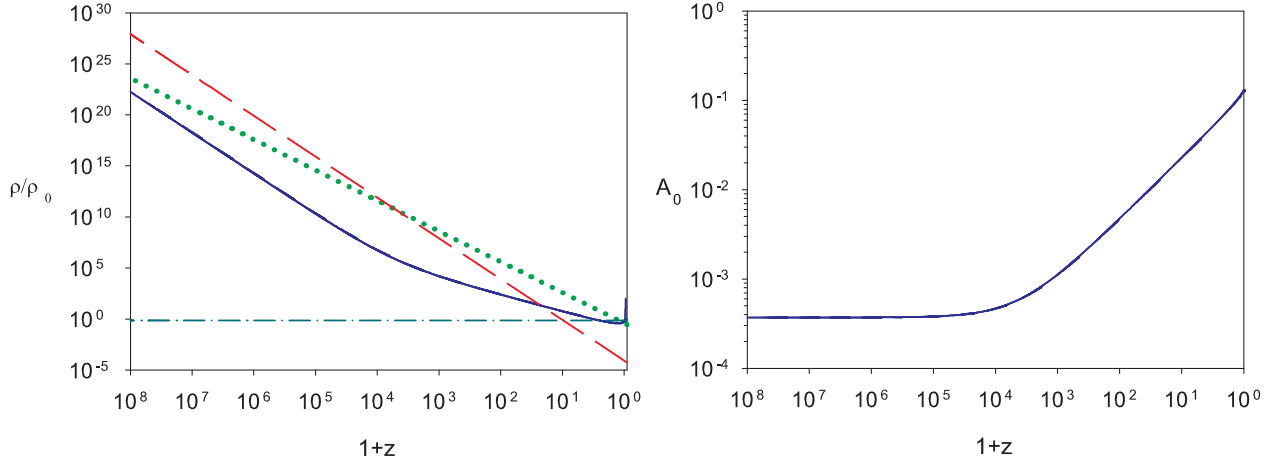


FIG. 1: Left panel: evolution of energy densities. Dashed (red) for radiation, dotted (green) for matter and solid (blue) for vector dark energy. We also show for comparison the cosmological constant energy density in dashed-dotted line. We see the rapid growth of dark energy contribution at late times approaching the final singularity. Right panel: cosmological evolution of the vector field. In these two plots we see the unimportance of the time at which we set the initial conditions due to the fact that both the vector field and the fraction of dark energy density are constant in the early universe.

On the other hand, the (^i_i) component of Einstein's equations is:

$$\frac{H^2}{H_0^2} \left[3 - \frac{1+z}{H} \frac{dH}{dz} \right] = \Omega_r(1+z)^4 + \Omega_k(1+z)^2 - p_A(z) \quad (12)$$

where we have used that $p_r = \frac{1}{3}\rho_r$ and $p_m = 0$ and the pressure of the vector field is given by:

$$p_A(z) = -\frac{H^2}{H_0^2} \left\{ 3 \left[\frac{5}{2} - \frac{4}{3}(1+z) \frac{1}{H} \frac{dH}{dz} \right] A_0^2 + (1+z)A_0 \frac{dA_0}{dz} + \frac{3}{2}(1+z)^2 \left(\frac{dA_0}{dz} \right)^2 \right\} \quad (13)$$

In order to perform the analysis in next sections it will be convenient to write equations (9) and (12) in terms of $\{\Omega_r h^2, \Omega_m h^2, \Omega_k h^2\}$ as follows:

$$\hat{H}^2 = \Omega_m h^2 (1+z)^3 + \Omega_r h^2 (1+z)^4 + \Omega_k h^2 (1+z)^2 + \rho_A(z) \quad (14)$$

$$\hat{H} \left[3 - \frac{1+z}{\hat{H}} \frac{d\hat{H}}{dz} \right] = \Omega_r h^2 (1+z)^4 + \Omega_k h^2 (1+z)^2 - p_A(z) \quad (15)$$

where $\hat{H} \equiv H/(100 \text{ km s}^{-1} \text{ Mpc}^{-1})$, i.e., $\hat{H}(z=0) = h$. Note that neither ρ_A nor p_A depend on the normalization of the Hubble parameter. Moreover, $\Omega_r h^2$ contains the contribution of photons as long as relativistic neutrinos,

$$\Omega_r h^2 = \Omega_\gamma h^2 (1 + 0.2271 N_{eff}) \quad (16)$$

with $N_{eff} = 3.04$ the effective number of neutrino species and $\Omega_\gamma h^2 = 2.469 \times 10^{-5}$ for $T_{CMB} = 2.725$.

The model is completely determined once we fix the set of parameters $\{\Omega_m, \Omega_k, A_{rad}\}$ so that the model has three free parameters. To confront the model to SN and BAO dataset we only need to integrate the system of equations up to redshift ~ 2 whereas CMB dataset requires to obtain the solution up to the last scattering surface so that the method to solve the equations will be different for each case. The present value of the Hubble expansion rate is no longer a free parameter in this model because it can be obtained in terms of the previous parameters after integrating the equations. In fact, we could take $\{\Omega_m, \Omega_k, h\}$ as independent parameters and, therefore, A_{rad} would already be determined, although this approach is more difficult to implement numerically. Notice that this model contains exactly the same number of parameters as Λ CDM.

III. LIKELIHOOD CALCULATIONS

In this section we shall explain the procedure followed to confront the vector dark energy model to the different distance indicators.

A. SN

The apparent magnitude of a supernova placed at a given redshift z is related to the expansion history of the universe through the distance modulus:

$$\mu \equiv m - M = 5 \log D_L - 5 \log h + \mu_0 \quad (17)$$

where m and M are the apparent and absolute magnitudes respectively, $\mu_0 = 42.38$ and $D_L = H_0 d_L$ with d_L the luminosity distance $d_L = (1+z)r(z)$, being $r(z)$ the comoving distance, given for the metric (5) by:

$$r(z) = \frac{1}{H_0 \sqrt{|\Omega_k|}} S_k \left[\sqrt{|\Omega_k|} \int_0^z \frac{H_0}{H(z')} dz' \right] \quad (18)$$

with $S_k[x] = \sin x, x, \sinh x$ for $\Omega_k < 0, \Omega_k = 0, \Omega_k > 0$ respectively.

Then, to confront the model to each supernovae data set we construct the corresponding χ^2 estimator:

$$\chi_{SN}^2 = \sum_{i=1}^N \frac{(\mu(z_i; \Omega_m, \Omega_k, h) - \mu_i)^2}{\sigma_i^2} \quad (19)$$

which must be marginalized over h in order to obtain the constraints on the parameters Ω_m and Ω_k .

In order to calculate χ_{SN}^2 , we use the fact that the SNIa dataset corresponds to redshifts below 2 so that we can neglect the contribution from radiation in Einstein's equations. With this in mind, we solve numerically the system of equations (7) and (12) for H/H_0 and A_0 . As this system is of second order with respect to A_0 and first order with respect to H/H_0 we need to set the initial values of A_0 , dA_0/dz and H/H_0 . However, these three initial values are related by means of Friedmann equation (9) so that we can obtain the initial value for H/H_0 in terms of the initial values of A_0 and its derivative. On the other hand, as we know the analytic solution of the vector field in the matter dominated era as that given in (8), we can relate the initial value of the derivative of the vector field to the initial value of the vector field (neglecting the decaying mode). Therefore, we only need to give the initial value for A_0 in order to set the initial conditions and we are left with A_0^{ini} , Ω_m and Ω_k as free parameters in terms of which we obtain the corresponding χ_{SN}^2 estimator. Therefore, we shall use:

$$\chi_{SN}^2 = \sum_{i=1}^N \frac{(\mu(z_i; \Omega_m, \Omega_k, A_{ini}) - \mu_i)^2}{\sigma_i^2} \quad (20)$$

instead of (19) and marginalize over A_{ini} .

In this work we have used two sets of supernovae: the Gold set [2] and the more recent Union set [3].

B. BAO

BAO measurements provide the following distance ratios [16]:

$$\mathbf{V}_{BAO} \equiv \begin{pmatrix} \frac{r_s(z_d)}{D_V(0.2)} \\ \frac{r_s(z_d)}{D_V(0.35)} \end{pmatrix} = \begin{pmatrix} 0.1980 \pm 0.0058 \\ 0.1094 \pm 0.0033 \end{pmatrix}, \quad (21)$$

where $r_s(z)$ is the sound horizon size given by:

$$r_s(z) = \frac{1}{\sqrt{3}} \int_0^{\frac{1}{1+z}} \frac{da}{a^2 H(a) \sqrt{\left(1 + \frac{3\Omega_b h^2}{4\Omega_\gamma h^2} a\right)}} \quad (22)$$

and

$$D_V(z) = \left[r^2(z) \frac{z}{H} \right]^{1/3} \quad (23)$$

is the dilation scale. Finally, z_d is the drag epoch at which baryons were released from photons and which can be calculated by using the fitting formula [20]:

$$z_d = \frac{1291(\Omega_m h^2)^{0.251}}{1 + 0.659(\Omega_m h^2)^{0.828}} [1 + b_1(\Omega_b h^2)^{b_2}] \quad (24)$$

with

$$b_1 = 0.313(\Omega_m h^2)^{-0.419} [1 + 0.607(\Omega_m h^2)^{0.674}] \quad (25)$$

$$b_2 = 0.238(\Omega_m h^2)^{0.223}. \quad (26)$$

Then, we define the BAO array:

$$\mathbf{X}_{BAO} \equiv \begin{pmatrix} \frac{r_s(z_d)}{D_V(0.2)} - 1.980 \\ \frac{r_s(z_d)}{D_V(0.35)} - 0.1094 \end{pmatrix}, \quad (27)$$

so that:

$$\chi_{BAO}^2 = \mathbf{X}_{BAO}^T \mathbf{C}_{BAO}^{-1} \mathbf{X}_{BAO}. \quad (28)$$

In this expression, the inverse covariance matrix is

$$\mathbf{C}_{BAO}^{-1} = \begin{pmatrix} 35059 & -24031 \\ -24031 & 108300 \end{pmatrix}. \quad (29)$$

The procedure we follow in this case is analogous to that used for the SNIa analysis, although, as χ_{BAO}^2 depends on the amount of baryons Ω_b , we also need to marginalize over this parameter.

C. CMB

Following [17], we use the distance priors method to confront dark energy models to CMB data [18]. This method uses two distance ratios measured by means of the CMB temperature power spectrum:

- The "acoustic scale", which measures the ratio of the angular diameter distance to the decoupling epoch and the comoving sound horizon size at decoupling epoch. This first distance ratio can be expressed as:

$$l_A \equiv \frac{\pi r(z_*)}{r_s(z_*)} \quad (30)$$

Moreover, we use the fitting formula of z_* proposed in [19]:

$$z_* = 1048 [1 + 0.00124(\Omega_b h^2)^{-0.738}] \times [1 + g_1(\Omega_m h^2)^{g_2}] \quad (31)$$

with

$$g_1 = \frac{0.0783(\Omega_b h^2)^{-0.238}}{1 + 39.5(\Omega_b h^2)^{0.763}} \quad (32)$$

$$g_2 = \frac{0.560}{1 + 21.1(\Omega_b h^2)^{1.81}} \quad (33)$$

- The second distance ratio measures the ratio of the angular diameter distance and the Hubble ratio at the decoupling time. It is usually called the "shift parameter" and can be expressed as

$$R = \sqrt{\Omega_m H_0^2 r(z_*)} \quad (34)$$

The values reported in [17] for these distance priors are:

$$\mathbf{V}_{CMB} \equiv \begin{pmatrix} l_A(z_*) \\ R(z_*) \\ z_* \end{pmatrix} = \begin{pmatrix} 302.10 \pm 0.86 \\ 1.710 \pm 0.019 \\ 1090.04 \pm 0.93 \end{pmatrix} \quad (35)$$

with the following inverse of the covariance matrix

$$\mathbf{C}_{CMB}^{-1} = \begin{pmatrix} 1.800 & 27.968 & -1.103 \\ 27.968 & 5667.577 & -92.263 \\ -1.103 & -92.263 & 2.923 \end{pmatrix}. \quad (36)$$

Then, we define the CMB array as

$$\mathbf{X}_{CMB} = \begin{pmatrix} l_A - 302.10 \\ R - 1.710 \\ z_* - 1090.04 \end{pmatrix}, \quad (37)$$

so that:

$$\chi_{CMB}^2 = \mathbf{X}_{CMB}^T \mathbf{C}_{CMB}^{-1} \mathbf{X}_{CMB}. \quad (38)$$

The procedure we follow in this case is somewhat different to that used in the previous sections. The main difference comes from the fact that CMB distance priors are evaluated at a time when radiation is important so that we cannot neglect its contribution in Einstein's equations anymore. To simplify numerical calculations we use equations (7), (14) and (15). Notice that, unlike the SN and BAO approach, from these equations we obtain the Hubble expansion rate normalized to 100 km s⁻¹Mpc⁻¹ so that $\dot{H}(z=0) = h$. Thus, for given $\{\Omega_m h^2, \Omega_k h^2\}$ we use (14) to relate the initial condition for the Hubble expansion rate to the initial condition of the vector field (that we shall name A_{rad}) and, then, solve numerically (7) and (15). Since the initial conditions are set in the radiation-dominated era when, according to (8), the vector field is constant, the initial condition for the derivative of the vector field is set to zero. Moreover, the constancy of the vector field during that epoch eliminates the dependency on the time at which we place the initial conditions, i.e., A_{rad} does not depend on z_{ini} . That way, we obtain the expansion rate $\dot{H}(z)$ that will allow us to compute the distance indicators described above in terms of $\{\Omega_m h^2, \Omega_k h^2, A_{rad}\}$ (notice that such indicators do not depend on the normalization of the Hubble expansion rate). Hence, we can compute the corresponding χ_{CMB}^2 which will depend on $\{\Omega_m h^2, \Omega_k h^2, \Omega_b h^2, A_{rad}\}$ and, following the prescription given in [17], we marginalize over $\Omega_b h^2$ and A_{rad} (which

is equivalent to marginalize over h) and use the resulting marginalized likelihood to obtain the corresponding contours.

Since CMB distance priors were derived in [17] assuming that dark energy was not important at decoupling time ($z_* \simeq 1090$) and given that the vector field model does not produce a significant amount of dark energy at high redshifts, these priors are, in principle, applicable in this case.

IV. RESULTS

In this section we present the results obtained after confronting the model given by the action (2) with the tests explained above. We have also performed the analysis for a Λ CDM model for comparison.

Using the Gold data set we obtain a best fit for $\Omega_m = 0.385$ and $\Omega_A = 0.611$ with $\chi_{min}^2 = 172.92$, which is the same value found in [10] where we imposed flat spatial sections. This is understandable because, from the above values of Ω_m and Ω_A we obtain $\Omega_k = 0.0043$ so that the best fit is very close to the flat case. However the 1σ contour allows both open and close universes and, unlike [10], a wide range of values for Ω_m and Ω_A is within the 1σ region, as we can see in Fig. (2). For a Λ CDM model with non-vanishing curvature we obtain the best fit for $\Omega_m = 0.46$ and $\Omega_\Lambda = 0.98$ with $\chi_{min}^2 = 175.04$ so we still obtain a better fit to the Gold data set than Λ CDM. On the other hand, the best fit obtained for the vector dark energy model from the Union data set corresponds to $\Omega_m = 0.260$ and $\Omega_A = 0.503$ with $\chi_{min}^2 = 311.96$. From Fig. (2) we see that this data set favors an open universe for this model, being the flat case at more than 2σ . For Λ CDM the best fit happens for $\Omega_m = 0.41$ and $\Omega_\Lambda = 0.93$, being $\chi_{min}^2 = 310.23$, which is lower than that obtained for the vector field. This effect is probably due to the SNLS points contained in the Union data set which, as it is shown in [10], favor Λ CDM over the vector field model at more than 2σ in the flat case. However, when the flatness assumption is dropped, Λ CDM fits the Union data set better than the vector field model only at less than 1σ .

Concerning BAO dataset, it favors an open universe with a small amount of matter for the vector field model, as we see in Fig. (2). Moreover, the compatibility of these data with SNIa data is only at the 3σ level. However, it is worth mentioning that these distance indicators are obtained after analyzing the actual observational data with Λ CDM as fiducial model so that its applicability to test dark energy models is justified as long as such models do not differ much from a cosmological constant. Nevertheless, this is not the case for the vector dark energy model whose equation of state varies very rapidly and, indeed, has a future singularity so that the obtained 3σ tension could be due to the dependency of BAO data on the fiducial model. In any case, this is the less confident dataset to constraint the vector model and, in general, any dark

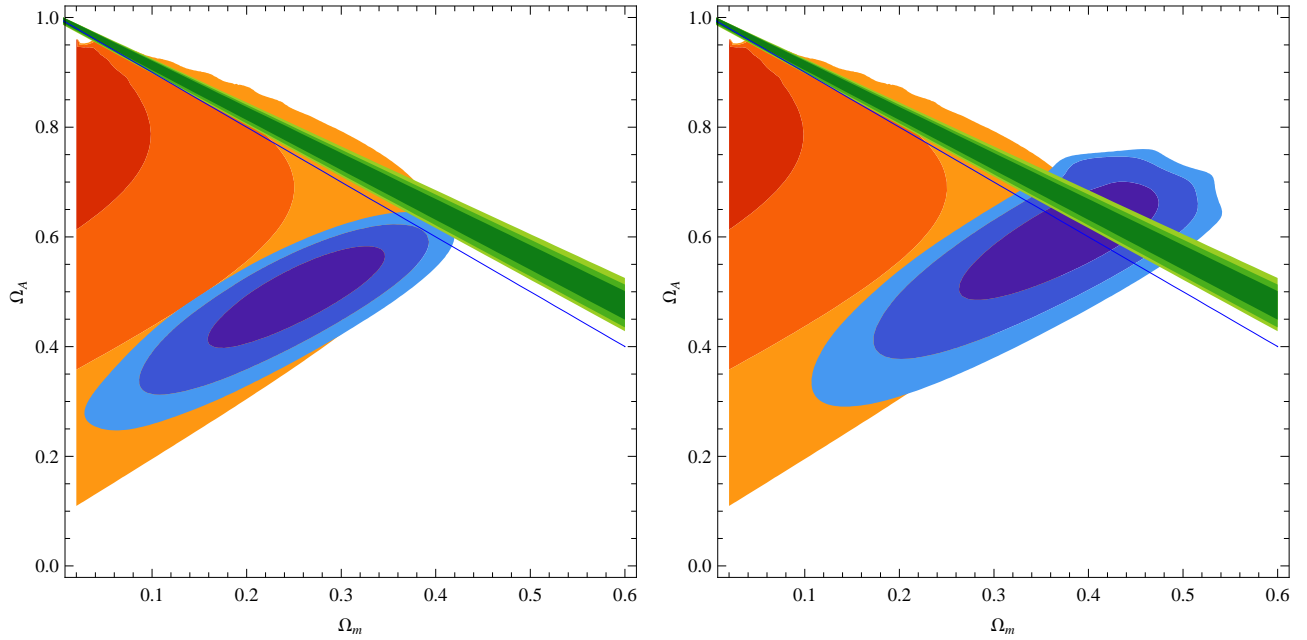


FIG. 2: In this plots we show the 68%, 95% and 99% C.L. regions for BAO (orange), CMB (green) and SNIa (blue). We show the contours obtained for both the Union data set (left) and the Gold data set (right). The blue line corresponds to a flat universe.

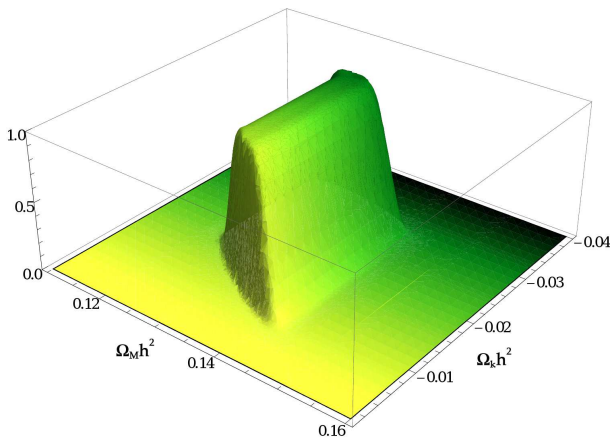


FIG. 3: In this plot we show the likelihood obtained from the CMB dataset for the vector field model. We can see that a flat universe is clearly ruled out and a closed geometry for the spatial sections is strongly favored.

energy model, since it may give shifted parameters due to a biased determination of the sound horizon scale due to the presence of additional relativistic degrees of freedom, early dark energy or a non-standard recombination scheme [21].

Finally, CMB data is totally incompatible with flat spatial sections and, in fact, it predicts a closed universe with a wide range of Ω_m allowed. These results show

that, contrary to common belief, CMB data do not necessarily favors a flat universe. In Fig. 3, the corresponding likelihood for the CMB dataset is plotted and we can see how the flat case is ruled out for the vector model.

In Fig. 2 we see that CMB contours are compatible with BAO at 2σ level for small values of Ω_m and Ω_k close to zero. Concerning SNIa contours, CMB is in conflict with the Union data set contours at more than 3σ whereas it is compatible at 1σ level with the Gold data set.

V. CONCLUSIONS

In this work we have performed a detailed analysis of the constraints imposed by SNIa, CMB and BAO data on the vector dark energy model proposed in [10]. We have considered cosmologies with arbitrary spatial curvature and obtained confidence regions in the (Ω_m, Ω_A) plane. We have found that for the SNIa Gold dataset, the vector model fit is better than that of Λ CDM, but for the Union dataset the situation is reversed. We find that contrary to standard cosmology, CMB data *excludes* a flat universe for this model and, in fact, predicts a closed spatial geometry. On the other hand, CMB and SNIa Gold data are perfectly compatible at the 1-sigma level, however SNIa Union dataset exhibits a 3-sigma tension with CMB. The same level of tension is also found between SNIa and BAO measurements, although this may be due to the dependency of BAO measurements on the fiducial model.

Acknowledgments: We would like to thank Eiichiro Komatsu for useful comments. J.B. is very grateful to the Department of Fisika Teorikoa of the EHU for their hospitality. This work has been supported

by DGICYT (Spain) project numbers FPA 2004-02602 and FPA 2005-02327, UCM-Santander PR34/07-15875, CAM/UCM 910309 and MEC grant BES-2006-12059.

-
- [1] A.G. Riess *et al.*, *Astron. J.* **116**: 1009-1038 (1998); S. Perlmutter *et al.*, *Astrophys. J.* **517**: 565-586 (1999).
- [2] A.G. Riess *et al.*, *Astrophys. J.* **607**: 665 (2004).
- [3] M. Kowalski *et al.*, *Astrophys. J.* **686**: 749-778 (2008). [astro-ph].
- [4] D.N. Spergel *et al.*, *Astrophys. J. Suppl.* **148**: 175 (2003); D.N. Spergel *et al.*, *Astrophys. J. Suppl.* **170**: 377 (2007); M. Tegmark *et al.*, *Phys. Rev.* **D69**: 103501 (2004).
- [5] C. Wetterich, *Nucl. Phys.* **B302**: 668 (1988); R.R. Caldwell, R. Dave and P.J. Steinhardt, *Phys. Rev. Lett.* **80**: 1582 (1998)
- [6] C. Armendariz-Picon, T. Damour and V. Mukhanov, *Phys. Lett.* **B458**: 209 (1999)
- [7] S.M. Carroll, V. Duvvuri, M. Trodden, M.S. Turner, *Phys. Rev.* **D70**: 043528, (2004)
- [8] G. Dvali, G. Gabadadze and M. Porrati, *Phys. Lett.* **B485**: 208 (2000)
- [9] E.J. Copeland, M. Sami and S. Tsujikawa, *Int. J. Mod. Phys. D*, **15**: 1753 (2006).
- [10] J. Beltrán Jiménez and A.L. Maroto, *Phys. Rev.* **D78**: 063005 (2008); J. Beltrán Jiménez and A.L. Maroto, e-Print: arXiv:0807.2528 [astro-ph].
- [11] V.V. Kiselev, *Class. Quant. Grav.* **21**: 3323 (2004).
- [12] C. Armendariz-Picon, *JCAP* **0407**: 007 (2004); C.G. Boehmer and T. Harko, *Eur. Phys. J.* **C50**: 423, (2007); M. Novello, et al. *Phys. Rev.* **D69**: 127301, (2004); T. Koivisto and D.F. Mota, *Astrophys. J.* **679**: 1 (2008).
- [13] J. Beltrán Jiménez and A.L. Maroto, *JCAP* **0903**: 016 (2009), e-Print: arXiv:0811.0566 [astro-ph]; J. Beltrán Jiménez and A.L. Maroto, e-Print: arXiv:0903.4672 [astro-ph.CO]; J. Beltrán Jiménez and A.L. Maroto, *JCAP* **0902**:025, (2009), e-Print: arXiv:0811.0784 [astro-ph]; J. Beltrán Jiménez and A.L. Maroto, e-Print: arXiv:0812.1970 [astro-ph]
- [14] E. L. Wright, *Astrophys. J.* **664**: 633-639 (2007); R. Lazkoz, S. Nesseris and L. Perivolaropoulos it *JCAP* **0807**: 012 (2008); D. Rubin *et al.*, e-Print: arXiv:0807.1108 [astro-ph].
- [15] S. Nojiri, S. D. Odintsov and S. Tsujikawa, *Phys. Rev.* **D71**: 063004 (2005).
- [16] W.J. Percival *et al.*, *MNRAS*, **381**: 1053 (2007).
- [17] E. Komatsu *et al.*, *Astrophys. J. Suppl.* **180**: 330-376 (2009).
- [18] Y. Wang and P. Mukherjee, *Phys. Rev.* **D76**: 103533, (2007); E. L. Wright, *Astrophys. J.* **664**: 633 (2007).
- [19] W. Hu and N. Sugiyama *Astrophys. J.* **471**: 542-570 (1996).
- [20] D.J. Eisenstein and W. Hu *Astrophys. J.* **496**: 605 (1998).
- [21] E. V. Linder and G. Robbers, *JCAP* **0806**: 004 (2008); F. De Bernardis, R. Bean, S. Galli, A. Melchiorri, J. I. Silk, and L. Verde, *Phys. Rev.* **D79**, 043503 (2009)