

PRIMORDIAL NON-GAUSSIANITY, SCALE-DEPENDENT BIAS, AND THE BISPECTRUM OF GALAXIES

DONGHUI JEONG AND EIICHIRO KOMATSU
 Texas Cosmology Center, University of Texas at Austin,
 1 University Station, C1400, Austin, TX, 78712, USA
Draft version October 26, 2018

ABSTRACT

The three-point correlation function of cosmological fluctuations is a sensitive probe of the physics of inflation. We calculate the bispectrum, $B_g(k_1, k_2, k_3)$, Fourier transform of the three-point function of density peaks (e.g., galaxies), using two different methods: the Matarrese-Lucchin-Bonometto formula and the locality of galaxy bias. The bispectrum of peaks is not only sensitive to that of the underlying matter density fluctuations, but also to the four-point function. For a physically-motivated, local form of primordial non-Gaussianity in the curvature perturbation, $\Phi = \phi + f_{\text{NL}}\phi^2 + g_{\text{NL}}\phi^3$, where ϕ is a Gaussian field, we show that the galaxy bispectrum contains five physically distinct pieces: (i) non-linear gravitational evolution, (ii) non-linear galaxy bias, (iii) f_{NL} , (iv) f_{NL}^2 , and (v) g_{NL} . While (i), (ii), and a part of (iii) have been derived in the literature, (iv) and (v) are derived in this paper for the first time. We also find that (iii) receives an enhancement of a factor of ~ 15 relative to the previous calculation for the squeezed triangles ($k_1 \approx k_2 \gg k_3$). Our finding suggests that the galaxy bispectrum is more sensitive to f_{NL} than previously recognized, and is also sensitive to a new term, g_{NL} . For a more general form of local-type non-Gaussianity, the coefficient f_{NL}^2 can be interpreted as τ_{NL} , which allows us to test multi-field inflation models using the relation between the three- and four-point functions. The usual terms from Gaussian initial conditions, (i) and (ii), have the smallest signals in the squeezed configurations, while the others have the largest signals; thus, we can distinguish them easily. We cannot interpret the effects of f_{NL} on $B_g(k_1, k_2, k_3)$ as a scale-dependent bias, and thus replacing the linear bias in the galaxy bispectrum with the scale-dependent bias known for the power spectrum results in an incorrect prediction. As the importance of primordial non-Gaussianity relative to the non-linear gravity evolution and galaxy bias increases toward higher redshifts, galaxy surveys probing a high-redshift universe are particularly useful for probing the primordial non-Gaussianity.

Subject headings: cosmology : theory — large-scale structure of universe

1. INTRODUCTION

Are primordial fluctuations Gaussian, or non-Gaussian? The simplest models of inflation, driven by a slowly-rolling single scalar field with the canonical kinetic term originated from the Bunch-Davis vacuum, predict the amplitude of primordial non-Gaussianity that is below the detectable level. Therefore, a convincing detection of primordial non-Gaussianity would rule out the above simplest models, and thus lead to a breakthrough in our understanding of the physics of inflation (see Bartolo et al. 2004, for a review).

The tightest limit on primordial non-Gaussianity so far comes from the angular bispectrum, spherical harmonic transform of the angular three-point correlation function (see Komatsu 2001, for a review), of anisotropy in the cosmic microwave background (CMB) radiation (see Komatsu et al. 2009; Smith et al. 2009; Curto et al. 2009, for the latest limits).

The large-scale structure of the universe can also provide alternative ways of probing primordial non-Gaussianity through abundances and clustering properties of galaxies and clusters of galaxies. However, as the large-scale structure of the universe is more non-linear than CMB, it was generally thought that CMB would be the most promising way of constraining primordial non-Gaussianity (Verde et al. 2000).

On the other hand, Sefusatti & Komatsu (2007) have

shown that observations of the large-scale structure of the universe in a *high-redshift universe*, i.e., $z > 1$, can provide competitive limits on primordial non-Gaussianity, as the other non-linear effects are weaker in a high redshift universe. Specifically, they calculate the bispectrum of the three-dimensional distribution of galaxies, $B_g(k_1, k_2, k_3)$,¹ on large scales as (see also Scoccimarro et al. (2004))

$$\begin{aligned}
 & B_g(k_1, k_2, k_3, z) \\
 &= 3b_1^3 f_{\text{NL}} \Omega_m H_0^2 \left[\frac{P_m(k_1, z)}{k_1^2 T(k_1)} \frac{P_m(k_2, z)}{k_2^2 T(k_2)} \frac{k_3^2 T(k_3)}{D(z)} + (2 \text{ cyclic}) \right] \\
 &+ 2b_1^3 \left[F_2^{(s)}(\mathbf{k}_1, \mathbf{k}_2) P_m(k_1, z) P_m(k_2, z) + (2 \text{ cyclic}) \right] \\
 &+ b_1^2 b_2 \left[P_m(k_1, z) P_m(k_2, z) + (2 \text{ cyclic}) \right], \tag{1}
 \end{aligned}$$

where H_0 and Ω_m are the present-day value of Hubble's constant and the matter density parameter, respectively, $P_m(k, z)$ is the power spectrum of linear matter density fluctuations, $D(z)$ is the linear growth factor, $T(k)$ is the linear transfer function whose limit is $T(k) \rightarrow 1$ as $k \rightarrow 0$, and $F_2^{(s)}(\mathbf{k}_1, \mathbf{k}_2)$ is a known mathematical function given

¹ The bispectrum, the Fourier transform of the three-point correlation function, is defined as $\langle \delta(\mathbf{k}_1)\delta(\mathbf{k}_2)\delta(\mathbf{k}_3) \rangle \equiv (2\pi)^3 B(k_1, k_2, k_3)\delta^D(\mathbf{k}_1 + \mathbf{k}_2 + \mathbf{k}_3)$.

by (Bernardeau et al. 2002)

$$F_2^{(s)}(\mathbf{k}_1, \mathbf{k}_2) = \frac{5}{7} + \frac{\mathbf{k}_1 \cdot \mathbf{k}_2}{2k_1 k_2} \left(\frac{k_1}{k_2} + \frac{k_2}{k_1} \right) + \frac{2}{7} \left(\frac{\mathbf{k}_1 \cdot \mathbf{k}_2}{k_1 k_2} \right)^2. \quad (2)$$

This function vanishes in the squeezed limit, $\mathbf{k}_1 = -\mathbf{k}_2$ (the triangles with the maximum angle, i.e., π , between \mathbf{k}_1 and \mathbf{k}_2 , and $|\mathbf{k}_1| = |\mathbf{k}_2|$), and takes on the maximum value, $F_2^{(s)} = (\alpha + 1)^2 / (2\alpha) \geq 2$, in the opposite limit, $\mathbf{k}_1 = \alpha \mathbf{k}_2$ where $\alpha \geq 1$ (the triangles with the vanishing angle between \mathbf{k}_1 and \mathbf{k}_2).

Here, b_1 and b_2 are the linear and non-linear galaxy bias parameters, respectively, which relate the underlying matter density contrast, δ_m , to the galaxy density contrast, δ_g , as (Fry & Gaztanaga 1993)

$$\delta_g(\mathbf{x}) = b_1 \delta_m(\mathbf{x}) + \frac{b_2}{2} [\delta_m^2(\mathbf{x}) - \sigma^2] + \dots, \quad (3)$$

where $\sigma^2 \equiv \langle \delta_m^2 \rangle$, which ensures $\langle \delta_g \rangle = 0$.

The last two terms in Eq. (1) are the well-known results for Gaussian initial conditions (see Bernardeau et al. 2002, for a review), whereas the first term is the effect of the primordial non-Gaussianity of the ‘‘local type,’’ whose Bardeen’s curvature perturbation, Φ , is written as $\Phi(\mathbf{x}) = \phi(\mathbf{x}) + f_{\text{NL}} \phi^2(\mathbf{x})$, where ϕ is a Gaussian field (Salopek & Bond 1990; Gangui et al. 1994; Verde et al. 2000; Komatsu & Spergel 2001). The latest limit on this parameter is $f_{\text{NL}} = 38 \pm 21$ (68% CL) (Smith et al. 2009).

However, Sefusatti & Komatsu’s equation, Eq. (1), may require modifications, in light of recent analytical (Dalal et al. 2008; Matarrese & Verde 2008; Slosar et al. 2008; Afshordi & Tolley 2008; Taruya et al. 2008; McDonald 2008) and numerical (Dalal et al. 2008; Desjacques et al. 2008; Pillepich et al. 2008; Grossi et al. 2009) studies of the effects of primordial non-Gaussianity on the galaxy power spectrum. These studies have discovered an unexpected signature of primordial non-Gaussianity in the form of a *scale-dependent galaxy bias*, i.e., $P_g(k, z) = b_1^2(z) P_m(k, z) \rightarrow [b_1(z) + \Delta b(k, z)]^2 P_m(k, z)$, where

$$\Delta b(k, z) = \frac{3(b_1(z) - 1) f_{\text{NL}} \Omega_m H_0^2 \delta_c}{D(z) k^2 T(k)}, \quad (4)$$

and $\delta_c \simeq 1.68$ is the threshold linear density contrast for a spherical collapse of an overdensity region.

Then, several questions arise: can we still use Eq. (1) for the bispectrum? Should we replace b_1 by $b_1 + \Delta b(k)$? Does the first line in Eq. (1) somehow give the same correction as $\Delta b(k)$? How about b_2 ? We are going to address these questions in this paper.

2. BISPECTRUM OF DARK MATTER HALOS

In this section, we derive the galaxy bispectrum for non-Gaussian initial conditions by using two different methods. In §2.1, we shall use the ‘‘functional integration method’’ for computing n -point correlation functions of *peaks* of the cosmological density fluctuations (Politzer & Wise 1984; Grinstein & Wise 1986). In §2.2, we shall present an alternative derivation of the same result by using a local bias assumption.

2.1. Matarrese-Lucchin-Bonometto (MLB) method

We shall use the Matarrese-Lucchin-Bonometto (MLB) formula (Matarrese et al. 1986) which allows one to calculate the n -point correlation functions of peaks for non-Gaussian initial conditions. This approach is especially well suited for our purposes, as Matarrese & Verde (2008) have applied the MLB formula to compute the scale-dependent bias of the galaxy power spectrum. We shall apply the MLB formula to compute the galaxy bispectrum for general non-Gaussian initial condition.

We study the three-point correlation function of the spatial distribution of dark matter halos. Let us consider the probability of finding three halos within three arbitrary volume elements: dV_1 , dV_2 , and dV_3 , which are at \mathbf{x}_1 , \mathbf{x}_2 , and \mathbf{x}_3 , respectively, as (Peebles 1980)

$$P(\mathbf{x}_1, \mathbf{x}_2, \mathbf{x}_3) = \bar{n}^3 [1 + \xi_h(x_{12}) + \xi_h(x_{23}) + \xi_h(x_{31}) + \zeta_h(\mathbf{x}_1, \mathbf{x}_2, \mathbf{x}_3)] dV_1 dV_2 dV_3, \quad (5)$$

where $x_{ij} \equiv |\mathbf{x}_i - \mathbf{x}_j|$, and ξ_h and ζ_h are the two- and three-point correlation functions of halos, respectively.

The next step is to relate the correlation functions of halos, ξ_h and ζ_h , to those of the underlying matter distribution function. The locations of halos coincide with those of the peaks of the matter density fluctuations; thus, one can compute ξ_h and ζ_h by computing the correlation functions of peaks above a certain threshold, above which the peaks collapse into halos.

We shall assume that halos would be formed in the region where the *smoothed* linear density contrast exceeds δ_c . For a spherical collapse in an Einstein-de Sitter universe $\delta_c = 3(12\pi)^{2/3}/20 \simeq 1.68$, and one can find other values in the ellipsoidal collapse in arbitrary cosmological models (see, e.g., Cooray & Sheth 2002, for a review). The mass of halos is determined by the smoothing radius, R , i.e., $M = (4\pi/3)\rho_m R^3$, where ρ_m is the average mass density of the universe. The smoothed density contrast, δ_R , is related to the underlying mass fluctuations, δ_m , as $\delta_R(\mathbf{x}) = \int d^3 \mathbf{x}' W_R(|\mathbf{x} - \mathbf{x}'|) \delta_m(\mathbf{x}')$, where $W_R(x)$ is a smoothing function. We shall use a top-hat filter with radius R for $W_R(x)$.

Using the MLB formula, we find

$$\begin{aligned} & 1 + \xi_h(x_{12}) + \xi_h(x_{23}) + \xi_h(x_{31}) + \zeta_h(\mathbf{x}_1, \mathbf{x}_2, \mathbf{x}_3) \\ = & \exp \left[\frac{1}{2} \frac{\nu^2}{\sigma_R^2} \sum_{i \neq j} \xi_R^{(2)}(x_{ij}) + \sum_{n=3}^{\infty} \left\{ \sum_{m_1=0}^n \sum_{m_2=0}^{n-m_1} \frac{\nu^n \sigma_R^{-n}}{m_1! m_2! m_3!} \right. \right. \\ & \times \xi_R^{(n)} \left(\begin{array}{c} \mathbf{x}_1, \dots, \mathbf{x}_1, \mathbf{x}_2, \dots, \mathbf{x}_2, \mathbf{x}_3, \dots, \mathbf{x}_3 \\ m_1 \text{ times} \quad m_2 \text{ times} \quad m_3 \text{ times} \end{array} \right) \\ & \left. \left. - 3 \frac{\nu^n \sigma_R^{-n}}{n!} \xi_R^{(n)} \left(\begin{array}{c} \mathbf{x}, \dots, \mathbf{x} \\ n \text{ times} \end{array} \right) \right\} \right], \quad (6) \end{aligned}$$

where $m_3 \equiv n - m_1 - m_2$, $\nu \equiv \delta_c / \sigma_R$, σ_R^2 is the variance of matter density fluctuations smoothed by a top-hat filter with radius R , and $\xi_R^{(n)}$ denotes the connected parts of the n -point correlation functions of the underlying matter density fields smoothed by a top-hat filter of radius R . Here, we have assumed that we are dealing with high density peaks, i.e., $\nu \gg 1$, which are equivalent to highly biased galaxies, $b_1 \gg 1$.

As $\xi_R^{(n)} \ll 1$ on the large scales that we are interested in, we expand the exponential in Eq. (6). We keep the terms up to the four-point function, as this term provides

the dominant contribution to the three-point function. We find

$$\begin{aligned} \zeta_h(\mathbf{x}_1, \mathbf{x}_2, \mathbf{x}_3) &= \frac{\nu^3}{\sigma_R^3} \xi_R^{(3)}(\mathbf{x}_1, \mathbf{x}_2, \mathbf{x}_3) \\ &+ \frac{\nu^4}{\sigma_R^4} \left[\xi_R^{(2)}(x_{12}) \xi_R^{(2)}(x_{23}) + (2 \text{ cyclic}) \right] \\ &+ \frac{\nu^4}{2\sigma_R^4} \left[\xi_R^{(4)}(\mathbf{x}_1, \mathbf{x}_1, \mathbf{x}_2, \mathbf{x}_3) + (2 \text{ cyclic}) \right] \end{aligned} \quad (7)$$

The bispectrum of halos in Lagrangian space, $B_h^L(\mathbf{k}_1, \mathbf{k}_2, \mathbf{k}_3)$, is the Fourier transform of $\zeta_h(\mathbf{x}_1, \mathbf{x}_2, \mathbf{x}_3)$:

$$\begin{aligned} &B_h^L(\mathbf{k}_1, \mathbf{k}_2, \mathbf{k}_3) \\ &= \frac{\nu^3}{\sigma_R^3} \left[B_R(\mathbf{k}_1, \mathbf{k}_2, \mathbf{k}_3) + \frac{\nu}{\sigma_R} \{P_R(k_1)P_R(k_2) + (2 \text{ cyclic})\} \right. \\ &\quad \left. + \frac{\nu}{2\sigma_R} \int \frac{d^3q}{(2\pi)^3} T_R(\mathbf{q}, \mathbf{k}_1 - \mathbf{q}, \mathbf{k}_2, \mathbf{k}_3) + (2 \text{ cyclic}) \right], \end{aligned} \quad (8)$$

where T_R is the trispectrum, Fourier transform of $\xi_R^{(4)}$. Here, we call B_h^L the Lagrangian space bispectrum, as it relates the halo over-density to the *initial* matter over-density with its amplitude extrapolated to the present epoch. If we assume that the halos move in the same way as matter, the observed bispectrum in Eulerian space, B_h , would be the same expression with Eq. (8), except for the coefficients:

$$\begin{aligned} &B_h(\mathbf{k}_1, \mathbf{k}_2, \mathbf{k}_3) \\ &= b_1^3 \left[B_R(\mathbf{k}_1, \mathbf{k}_2, \mathbf{k}_3) + \frac{b_2}{b_1} \{P_R(k_1)P_R(k_2) + (2 \text{ cyclic})\} \right. \\ &\quad \left. + \frac{\delta_c}{2\sigma_R^2} \int \frac{d^3q}{(2\pi)^3} T_R(\mathbf{q}, \mathbf{k}_1 - \mathbf{q}, \mathbf{k}_2, \mathbf{k}_3) + (2 \text{ cyclic}) \right]. \end{aligned} \quad (9)$$

Here, b_1 is the so-called linear Eulerian bias parameter, $b_1 = 1 + \nu/\sigma_R$,² and b_2 is the non-linear bias parameter.

2.2. Alternative derivation

In this section, we present an alternative derivation of the galaxy bispectrum, Eq. (9). On large enough scales, we may approximate the relation between the galaxy distribution and the underlying density fluctuation as a local function. We then Taylor-expand this local function in a power series of δ_m (see Eq. (3)).

When computing the correlation functions of halos of a given mass M , we may smooth the matter density field with the same filter over the corresponding length scale R , $W_R(|\mathbf{x} - \mathbf{x}'|)$, which was defined in the previous section. We then Taylor-expand δ_g in a power series of the smoothed density field, $\delta_R(\mathbf{x})$, as

$$\delta_g(\mathbf{x}) = b_1 \delta_R(\mathbf{x}) + \frac{b_2}{2} [\delta_R^2(\mathbf{x}) - \sigma_R^2] + \dots \quad (10)$$

² Note that this expression, $b_1 = 1 + \nu/\sigma_R$, agrees with the linear halo bias parameter derived by Mo & White (1996), $b_1 = 1 + (\nu^2 - 1)/\delta_c$, for high density peaks, $\nu \gg 1$.

In Fourier space, one finds

$$\begin{aligned} \delta_g(\mathbf{k}) &= b_1 \delta_R(\mathbf{k}) \\ &+ \frac{b_2}{2} \left[\int \frac{d^3q}{(2\pi)^3} \delta_R(\mathbf{k} - \mathbf{q}) \delta_R(\mathbf{q}) - \sigma_R^2 \delta^D(\mathbf{k}) \right] \\ &+ \dots, \end{aligned} \quad (11)$$

where δ^D is the Dirac delta function. We calculate the bispectrum of galaxies directly from Eq. (11):

$$\begin{aligned} &\langle \delta_g(\mathbf{k}_1) \delta_g(\mathbf{k}_2) \delta_g(\mathbf{k}_3) \rangle \\ &= b_1^3 \langle \delta_R(\mathbf{k}_1) \delta_R(\mathbf{k}_2) \delta_R(\mathbf{k}_3) \rangle \\ &\quad + \frac{b_1^2 b_2}{2} \left[\int \frac{d^3q}{(2\pi)^3} \langle \delta_R(\mathbf{k}_1 - \mathbf{q}) \delta_R(\mathbf{q}) \delta_R(\mathbf{k}_2) \delta_R(\mathbf{k}_3) \rangle \right. \\ &\quad \left. - \sigma_R^2 \delta^D(\mathbf{k}_1) \langle \delta_R(\mathbf{k}_2) \delta_R(\mathbf{k}_3) \rangle + (2 \text{ cyclic}) \right]. \end{aligned} \quad (12)$$

The first term of Eq. (12) is the matter bispectrum,

$$\langle \delta_R(\mathbf{k}_1) \delta_R(\mathbf{k}_2) \delta_R(\mathbf{k}_3) \rangle = (2\pi)^3 B_R(k_1, k_2, k_3) \delta^D(\mathbf{k}_{123}),$$

where $\mathbf{k}_{123} \equiv \mathbf{k}_1 + \mathbf{k}_2 + \mathbf{k}_3$. We further calculate the ensemble average of the four-point function in the second term of Eq. (12). For non-Gaussian density fields, four-point function is given by a sum of connected (trispectrum) and unconnected (products of the power spectra) parts as

$$\begin{aligned} &\langle \delta_R(\mathbf{k}_1 - \mathbf{q}) \delta_R(\mathbf{q}) \delta_R(\mathbf{k}_2) \delta_R(\mathbf{k}_3) \rangle \\ &= (2\pi)^6 P_R(q) P_R(k_2) \delta^D(\mathbf{k}_1) \delta^D(\mathbf{k}_2 + \mathbf{k}_3) \\ &\quad + (2\pi)^6 P_R(k_2) P_R(k_3) \delta^D(\mathbf{k}_2 + \mathbf{q}) \delta^D(\mathbf{k}_3 + \mathbf{k}_1 - \mathbf{q}) \\ &\quad + (2\pi)^6 P_R(k_2) P_R(k_3) \delta^D(\mathbf{k}_3 + \mathbf{q}) \delta^D(\mathbf{k}_2 + \mathbf{k}_1 - \mathbf{q}) \\ &\quad + (2\pi)^3 T_R(\mathbf{k}_1 - \mathbf{q}, \mathbf{q}, \mathbf{k}_2, \mathbf{k}_3) \delta^D(\mathbf{k}_{123}), \end{aligned}$$

where T_R is the matter trispectrum. Note that the first term in the above equation cancels the last term in Eq. (12). Combining the above equations, Eq. (12) becomes

$$\begin{aligned} &B_h(\mathbf{k}_1, \mathbf{k}_2, \mathbf{k}_3) \\ &= b_1^3 \left[B_R(\mathbf{k}_1, \mathbf{k}_2, \mathbf{k}_3) + \frac{b_2}{b_1} \{P_R(k_1)P_R(k_2) + (2 \text{ cyclic})\} \right. \\ &\quad \left. + \frac{1}{2} \frac{b_2}{b_1} \int \frac{d^3q}{(2\pi)^3} T_R(\mathbf{q}, \mathbf{k}_1 - \mathbf{q}, \mathbf{k}_2, \mathbf{k}_3) + (2 \text{ cyclic}) \right]. \end{aligned} \quad (13)$$

Therefore, we find that the MLB method and the locality bias assumption give formally the same results. This may imply that the process of picking up density peaks over a certain threshold *is* the local process.

At the same time, there is a subtle difference between Eq. (9) and Eq. (13): the coefficient in the last term. By evaluating the last cyclic term in Eq. (13) for the local type of non-Gaussianity, we find that the integration of the smoothed trispectrum depends on the smoothing scale, R , up to a constant factor of $1/\sigma_R^2$ on large scales, say, $k < 0.1 h/\text{Mpc}$. For example, the bottom right panel of Fig. 11 shows that $B_{f_{\text{NL}}^2}^{nG}$ and $B_{g_{\text{NL}}}^{nG}$, which are defined in Eq. (29) and Eq. (30), respectively, do not depend on the smoothing scale R , as they include $1/\sigma_R^2$ in their definitions.

Therefore, it is physically more sensible to include σ_R^2 explicitly in the equation such that the dependence on smoothing scales on large scales can be absorbed by the bias parameters. This motivates our writing the final form of the halo bispectrum, derived from the local bias assumption, as

$$B_h(\mathbf{k}_1, \mathbf{k}_2, \mathbf{k}_3) = b_1^3 \left[B_R(\mathbf{k}_1, \mathbf{k}_2, \mathbf{k}_3) + \frac{b_2}{b_1} \{P_R(k_1)P_R(k_2) + (2 \text{ cyclic})\} + \frac{\tilde{b}_2}{b_1} \frac{1}{2\sigma_R^2} \int \frac{d^3q}{(2\pi)^3} T_R(\mathbf{q}, \mathbf{k}_1 - \mathbf{q}, \mathbf{k}_2, \mathbf{k}_3) + (2 \text{ cyclic}) \right], \quad (14)$$

with three bias parameters: b_1 , b_2 and $\tilde{b}_2 \equiv b_2\sigma_R^2$. Note that $\tilde{b}_2/b_1 \rightarrow \delta_c$ for the MLB formula. Although δ_c is known to be 1.68 for the spherically collapsed halo in the flat matter dominated universe, its precise value, in this context, needs to be tested against N-body simulations.

Eqs. (9) and (14) are the first main results of this paper, which are general and can be applied to any models of non-Gaussianities, once we know the bispectrum and trispectrum of the underlying matter density field. Note that Eq. (14) was also obtained independently by Sefusatti (2009).

In principle both b_1 and b_2 are calculable from the theory of collapse of halos (see, e.g., Cooray & Sheth 2002, for a review); however, in practice it is more convenient and safe to treat them as free parameters that one should marginalize over when extracting the cosmological information, such as f_{NL} . See Jeong & Komatsu (2009) for the same argument applied to the galaxy power spectrum.

3. EFFECTS OF LOCAL-TYPE PRIMORDIAL NON-GAUSSIANITY ON THE HALO BISPECTRUM

In this section we shall evaluate Eq. (14) for the local-type primordial non-Gaussianity with a high-order term added:

$$\Phi(\mathbf{x}) = \phi(\mathbf{x}) + f_{\text{NL}} [\phi^2(\mathbf{x}) - \langle \phi^2 \rangle] + g_{\text{NL}} \phi^3(\mathbf{x}). \quad (15)$$

The cubic-order term does not generate the bispectrum of CMB anisotropy or the matter density fluctuations at the leading order; however, it does generate the trispectrum, and the CMB trispectrum has been calculated by Okamoto & Hu (2002); Kogo & Komatsu (2006). On the other hand, the bispectrum of *halos* receives the contribution from the trispectrum (see the last term in Eq. (14)), and thus it is necessary to include g_{NL} .

To calculate various components of the bispectra shown in Eq. (14), we calculate the transfer function, $T(k)$, and the power spectra with the cosmological parameters in Table 1 (“WMAP+BAO+SN”) of Komatsu et al. (2009).

As for the smoothing scale, we use $R = 1 h^{-1}$ Mpc. Although the smoothing scale explicitly appears in the equation, it makes negligible differences for the bispectrum on large scales, $k \ll 1/R$.

Note that we shall adopt the non-standard convention in which $\Phi(\mathbf{x})$ is Bardeen’s curvature perturbation extrapolated to the present epoch, $z = 0$, using the lin-

ear growth factor of Φ , $g(z) \equiv (1+z)D(z)$. Therefore, our f_{NL} and g_{NL} in this paper are different from those in the literature on the CMB non-Gaussianity by a factor of $g(1090)/g(0)$, i.e., $f_{\text{NL}} = [g(1090)/g(0)]f_{\text{NL}}^{\text{CMB}}$ and $g_{\text{NL}} = [g^2(1090)/g^2(0)]g_{\text{NL}}^{\text{CMB}}$ ³.

The bispectrum and trispectrum of Φ are given by

$$B_\Phi(\mathbf{k}_1, \mathbf{k}_2, \mathbf{k}_3) = 2f_{\text{NL}} [P_\phi(k_1)P_\phi(k_2) + (2 \text{ cyclic})], \quad (16)$$

and

$$T_\Phi(\mathbf{k}_1, \mathbf{k}_2, \mathbf{k}_3, \mathbf{k}_4) = 6g_{\text{NL}} [P_\phi(k_1)P_\phi(k_2)P_\phi(k_3) + (3 \text{ cyclic})] + 2f_{\text{NL}}^2 \times [P_\phi(k_1)P_\phi(k_2) \{P_\phi(k_{13}) + P_\phi(k_{14})\} + (11 \text{ cyclic})] \quad (17)$$

with $k_{ij} = |\mathbf{k}_i + \mathbf{k}_j|$, respectively.

While Eq. (17) is the consequence of Eq. (15), general multi-field inflation models do not necessarily relate the coefficients of the trispectrum to that of the bispectrum. Therefore, one may generalize Eq. (17) by replacing f_{NL}^2 with a new parameter, τ_{NL} , which may or may not be related to f_{NL} :

$$T_\Phi(\mathbf{k}_1, \mathbf{k}_2, \mathbf{k}_3, \mathbf{k}_4) = 6g_{\text{NL}} [P_\phi(k_1)P_\phi(k_2)P_\phi(k_3) + (3 \text{ cyclic})] + \frac{25}{18}\tau_{\text{NL}} \times [P_\phi(k_1)P_\phi(k_2) \{P_\phi(k_{13}) + P_\phi(k_{14})\} + (11 \text{ cyclic})] \quad (18)$$

Note that the coefficient of τ_{NL} reflects the definition of τ_{NL} introduced by Boubekeur & Lyth (2006). This opens up an exciting possibility that the galaxy bispectrum can test whether $\tau_{\text{NL}} = (6f_{\text{NL}}/5)^2$ or other predictions for the relation between τ_{NL} and f_{NL} are satisfied observationally.

We transform these spectra to those of the smoothed linear density contrasts, using the Poisson equation,

$$\delta_R^{(1)}(k) = \frac{2}{3} \frac{k^2 T(k)}{H_0^2 \Omega_m} \tilde{W}_R(k) \Phi(k) \equiv \mathcal{M}_R(k) \Phi(k), \quad (19)$$

where $\tilde{W}_R(k)$ is the Fourier transform of the top-hat filter with radius R . Note that $\tilde{W}_R(k) \rightarrow 1$ as $k \rightarrow 0$. In general $\tilde{W}_R(k) \simeq 1$ for $k \ll 1/R$. Then, we calculate the n -point function of the matter density fields from the corresponding correlator of curvature perturbations by

$$\langle \delta_R^{(1)}(\mathbf{k}_1) \cdots \delta_R^{(1)}(\mathbf{k}_n) \rangle = \prod_{i=1}^n \mathcal{M}_R(k_i) \langle \Phi(\mathbf{k}_1) \cdots \Phi(\mathbf{k}_n) \rangle.$$

3.1. Known Terms

3.1.1. Formula

The first term in Eq. (14) contains the bispectrum of matter density fluctuations, B_R , which consists of two pieces: (i) the non-linear evolution of gravitational clustering (B_m^G) and (ii) primordial non-Gaussianity

³ The ratio $g(1090)/g(0)$ is 1.308 for the cosmological parameters in Table 1 (“WMAP+BAO+SN”) of Komatsu et al. (2009).

$(B_{f_{\text{NL}}}^{nG0})^4$:

$$B_R(k_1, k_2, k_3) = B_m^G(k_1, k_2, k_3) + f_{\text{NL}} B_{f_{\text{NL}}}^{nG0}(k_1, k_2, k_3), \quad (20)$$

where

$$B_m^G(k_1, k_2, k_3) \equiv \tilde{W}_R(k_1) \tilde{W}_R(k_2) \tilde{W}_R(k_3) 2F_2^{(s)}(\mathbf{k}_1, \mathbf{k}_2) \times P_m(k_1) P_m(k_2) + (2 \text{ cyclic}), \quad (21)$$

with $F_2^{(s)}$ given by Eq. (2), and

$$\begin{aligned} & B_{f_{\text{NL}}}^{nG0}(k_1, k_2, k_3) \\ & \equiv 2 \prod_{i=1}^3 \mathcal{M}_R(k_i) [P_\phi(k_1) P_\phi(k_2) + (2 \text{ cyclic})] \\ & = 2 \frac{P_R(k_1)}{\mathcal{M}_R(k_1)} \frac{P_R(k_2)}{\mathcal{M}_R(k_2)} \mathcal{M}_R(k_3) + (2 \text{ cyclic}). \end{aligned} \quad (22)$$

One finds that Eqs. (22) and (21) agree with the first and the second terms in Eq. (1) on the scales much larger than the smoothing scale, i.e., $k \ll 1/R$, for which $\tilde{W}_R \rightarrow 1$.

One might wonder if it is OK to include the bispectrum from non-linear evolution of density fluctuations in the MLB formula, as Eq. (9) is usually used for the Lagrangian density fluctuations, i.e., “initial” fluctuations. However, it is perfectly OK to use the evolved density fluctuations in this formula, as one can always use the evolved density fluctuations as the initial data. For example, we can think of starting our calculation at $z = 10$, and ask the MLB formula to take the initial condition at $z = 10$, including non-linear correction. Since we know how to compute the bispectrum, trispectrum, etc., of the underlying mass distribution at $z = 10$ (including non-linear effects), we can use this information in the MLB formula. In other words, the “initial” distribution does not need to be primordial. We can provide the evolved density field as the initial data, and compute the peak statistics. The MLB formula does not care whether the source of non-Gaussianity is truly primordial or not: the only conditions that we must respect for Eq. (9) to be valid are (i) high peaks ($\nu \gg 1$), and (ii) n -point correlation functions are much less than unity, $\xi_R^{(n)} \ll 1$, so that the exponential in Eq. (6) can be Taylor-expanded. In this case one would lose an ability to calculate the bias parameters, b_1 and b_2 , using, e.g., a halo model; however, this is not a disadvantage, as the halo model calculations of the *galaxy* bias parameter, b_1 and b_2 , are at best qualitative even for Gaussian initial conditions (see, e.g., Jeong & Komatsu 2009). In our approach the coefficients of individual terms in Eqs. (9) and (14), including δ_c , are free parameters, and need to be determined from observations themselves.

3.1.2. Shape Dependence: Non-linear Gravitational Evolution and Non-linear Galaxy Bias

⁴ We ignore the following term in $B_R(k_1, k_2, k_3)$:

$$\prod_{i=1}^3 \tilde{W}_R(k_i) \int \frac{d^3 q}{(2\pi)^3} F_2^{(s)}(\mathbf{q}, \mathbf{k}_1 - \mathbf{q}) T(\mathbf{q}, \mathbf{k}_1 - \mathbf{q}, \mathbf{k}_2, \mathbf{k}_3) + (2 \text{ cyclic}),$$

where T is the unfiltered primordial trispectrum which contains f_{NL}^2 and g_{NL} . This term is negligibly small (Scoccimarro et al. 2004).

How about the shape dependence? First, let us review the structure of $B_m^G(k_1, k_2, k_3)$ (Eq. (21)), which has been studied extensively in the literature (see Bernardeau et al. 2002, for a review).

Here, let us offer a useful way of visualizing the shape dependence of the bispectrum. We can study the structure of the bispectrum by plotting the magnitude of B_m^G as a function of k_2/k_1 and k_3/k_1 for a given k_1 , with a condition that $k_1 \geq k_2 \geq k_3$ is satisfied. In order to classify various shapes of the triangles, let us use the following names: squeezed ($k_1 \simeq k_2 \gg k_3$), elongated ($k_1 = k_2 + k_3$), folded ($k_1 = 2k_2 = 2k_3$), isosceles ($k_2 = k_3$), and equilateral ($k_1 = k_2 = k_3$). See (a)–(e) of Fig. 1 for the visual representations of these triangles.

The top-left panel of Fig. 2 shows B_m^G for $k_1 = 0.01 h \text{ Mpc}^{-1}$. In this regime $P_R(k_1)$ is an increasing function of k_1 (recall that $P_R(k)$ peaks at $k \approx 0.02 h \text{ Mpc}^{-1}$). Let us then pick the first term in Eq. (21), $F_2^{(s)}(\mathbf{k}_1, \mathbf{k}_2) P_R(k_1) P_R(k_2)$, and ignore the cyclic terms for the moment. It follows from Eq. (2) and the descriptions below it that $F_2^{(s)}(\mathbf{k}_1, \mathbf{k}_2)$ vanishes in the squeezed limit ($\mathbf{k}_1 = -\mathbf{k}_2$) and reaches the maximum in the opposite limit ($\mathbf{k}_1 = \alpha \mathbf{k}_2$). Therefore, we would expect this term to give large signals in the “elongated configurations,” $k_1 = k_2 + k_3$; however, as $P_R(k)$ at $k \lesssim 0.02 h \text{ Mpc}^{-1}$ is an increasing function of k , one can also get large signals when k_1 and k_2 are equally large, $k_1 = k_2$. As we have zero signal in the squeezed limit, $k_3 = 0$, it follows that we can find a large signal in the equilateral configuration, $k_1 = k_2 = k_3$. A similar argument also applies to the cyclic terms. As a result, for $k_1 = 0.01 h \text{ Mpc}^{-1}$, we find the largest signal in the equilateral configuration, and then the signal decreases as we approach the squeezed configuration, i.e., the signal decreases as we go from (e) to (a) in Fig. 1.

The top-right panel of Fig. 2 shows B_m^G for $k_1 = 0.05 h \text{ Mpc}^{-1}$. In this regime $P_R(k_1)$ is a *decreasing* function of k_1 , and thus the equilateral configurations are no longer as important as the folded ones. Instead we have large signals in the folded configurations as well as in the elongated configurations. Note that the exact squeezed limit is still suppressed due to the form of $F_2^{(s)}$.

In summary, B_m^G usually has the largest signal in the folded and elongated (or equilateral, depending on the wavenumber) configurations, with the squeezed configurations suppressed relative to the others. The suppression of the squeezed configurations is a generic signature of the causal mechanism such as the non-linear gravitational evolution that $F_2^{(s)}$ describes.

The bispectrum from the non-linear bias term, the second term in Eq. (9), has the same structure as B_m^G , but it does not contain $F_2^{(s)}$. As a result the non-linear bias term does not have as much suppression as B_m^G has in the squeezed configuration. In addition, as $F_2^{(s)}$ enhances the signal in the elongated configurations, the non-linear bias term does not have as much enhancement as B_m^G has in the elongated configurations. These properties explain the bottom panels of Fig. 2.

As B_m^G and the non-linear bias term contain products of $P_R(k_1) P_R(k_2)$ and the cyclic terms, it is often more

convenient to deal with $Q_h(k_1, k_2, k_3)$ given by (Peebles 1980)

$$Q_h(k_1, k_2, k_3) \equiv \frac{B_h(k_1, k_2, k_3)}{P_R(k_1)P_R(k_2) + (2 \text{ cyclic})}, \quad (23)$$

to reduce the dependence on the shape of the power spectrum. This combination is constant and equal to $b_1^2 b_2$ for the non-linear bias term (see the second term in Eq. (9)).

The left and right panels of Fig. 3 show $B_m^G(k_1, k_2, k_3)/[P_R(k_1)P_R(k_2) + (2 \text{ cyclic})]$ for $k_1 = 0.01 h \text{ Mpc}^{-1}$ and $0.05 h \text{ Mpc}^{-1}$, respectively. We find that Q_h better reflects the shape dependence of $F_2^{(s)}$ irrespective of k_1 : it has the largest signal in the folded and elongated configurations in both large and small scales. The squeezed configurations are still heavily suppressed relative to the others.

3.1.3. Shape Dependence: f_{NL} Term

How about the f_{NL} term, $B_{f_{\text{NL}}}^{nG_0}(k_1, k_2, k_3)$? This term has a completely different structure. Let us pick the first term, $\mathcal{M}_R(k_1)P_\phi(k_1)\mathcal{M}_R(k_2)P_\phi(k_2)\mathcal{M}_R(k_3)$, in Eq. (22). The important point is that the power spectrum of ϕ is always a decreasing function of k , i.e., $P_\phi(k) \propto 1/k^3$ for a scale-invariant spectrum. On the other hand, on large scales we have $T(k) \rightarrow 1$ and $\mathcal{M}_R(k) \propto k^2$. Therefore, collecting all the cyclic terms, we find $B_{f_{\text{NL}}}^{nG_0}(k_1, k_2, k_3) \propto k_3^2/(k_1 k_2) + k_2^2/(k_1 k_3) + k_1^2/(k_2 k_3) = (k_1^3 + k_2^3 + k_3^3)/(k_1 k_2 k_3)$. In other words, it has the largest signal when one of k 's is very small, i.e., the squeezed configurations, which is opposite to the structures of B_m^G and the non-linear bias term. The middle panels of Fig. 4 show $B_{f_{\text{NL}}}^{nG_0}$ for $k_1 = 0.01 h \text{ Mpc}^{-1}$ and $0.05 h \text{ Mpc}^{-1}$, and we find the largest signals in the squeezed configurations. We also find that Q_h from the f_{NL} term, $B_{f_{\text{NL}}}^{nG_0}(k_1, k_2, k_3)/[P_R(k_1)P_R(k_2) + (2 \text{ cyclic})]$, still has the largest signal in the squeezed configurations.

These properties allow us to distinguish between the primordial non-Gaussianity and the other effects such as the non-linear gravitational evolution and non-linear bias. Sefusatti & Komatsu (2007) have studied in detail how well one can separate these effects using Q_h .

3.2. New Term

3.2.1. Formula

Now, we shall evaluate the new term, the third term in Eq. (14), which was not considered in Sefusatti & Komatsu (2007). The trispectrum is generated by the primordial non-Gaussianity, as well as by the non-linear evolution of matter density fluctuations. The non-linear evolution of matter density fluctuations on large scales is given by perturbation theory (see Bernardeau et al. 2002, for a review). Let us expand the filtered non-linear matter density field in Fourier space as

$$\delta_R(\mathbf{k}) = \tilde{W}_R(k) \left[\delta^{(1)}(\mathbf{k}) + \delta^{(2)}(\mathbf{k}) + \delta^{(3)}(\mathbf{k}) + \dots \right], \quad (24)$$

where $\delta^{(n)}(\mathbf{k})$ is the n -th order quantity of the linear density contrast, $\delta^{(1)}(\mathbf{k})$. Then, the connected matter density trispectrum is given by

$$\begin{aligned} & T_R(\mathbf{k}_1, \mathbf{k}_2, \mathbf{k}_3, \mathbf{k}_4) \\ &= T_R^{1111}(\mathbf{k}_1, \mathbf{k}_2, \mathbf{k}_3, \mathbf{k}_4) + \{T_R^{1112}(\mathbf{k}_1, \mathbf{k}_2, \mathbf{k}_3, \mathbf{k}_4) + (3 \text{ cyclic})\} \\ &+ \{T_R^{1113}(\mathbf{k}_1, \mathbf{k}_2, \mathbf{k}_3, \mathbf{k}_4) + (3 \text{ cyclic})\} \\ &+ \{T_R^{1122}(\mathbf{k}_1, \mathbf{k}_2, \mathbf{k}_3, \mathbf{k}_4) + (5 \text{ cyclic})\} + \mathcal{O}(\phi^8), \end{aligned} \quad (25)$$

with T_R^{ijkl} given by

$$\begin{aligned} & (2\pi)^3 \delta^D(\mathbf{k}_{1234}) T_R^{ijkl}(\mathbf{k}_1, \mathbf{k}_2, \mathbf{k}_3, \mathbf{k}_4) \\ & \equiv \prod_{n=1}^4 \tilde{W}_R(k_n) \langle \delta^{(i)}(\mathbf{k}_1) \delta^{(j)}(\mathbf{k}_2) \delta^{(k)}(\mathbf{k}_3) \delta^{(l)}(\mathbf{k}_4) \rangle_c. \end{aligned} \quad (26)$$

The leading contributions of all the terms shown in Eq. (25) are order of ϕ^6 .

The first term, T_R^{1111} , is the linearly evolved primordial trispectrum calculated from Eq. (17), and thus it contains the terms proportional to f_{NL}^2 and g_{NL} . The second term, T_R^{1112} , has a coupling between the primordial non-Gaussianity (linear in f_{NL}) and the non-linear gravitational evolution (linear in $F_2^{(s)}$). These two terms are important on large scales.

The other terms, T_R^{1113} and T_R^{1122} , do not have contributions from f_{NL} or g_{NL} at the leading-order level, but solely come from the non-linear gravitational coupling; thus, they may be ignored on large scales we are considering in this paper. Sefusatti (2009) also derived and studied T_R^{1112} as well as T_R^{1113} and T_R^{1122} .

Therefore, we approximate the integration in the third term of Eq. (14) as

$$\begin{aligned} & \frac{1}{2\sigma_R^2} \int \frac{d^3 q}{(2\pi)^3} [T_R(\mathbf{q}, \mathbf{k}_1 - \mathbf{q}, \mathbf{k}_2, \mathbf{k}_3) + (2 \text{ cyclic})] \\ & \approx \frac{1}{2\sigma_R^2} \left\{ \int \frac{d^3 q}{(2\pi)^3} [T_R^{(1)}(\mathbf{q}, \mathbf{k}_1 - \mathbf{q}, \mathbf{k}_2, \mathbf{k}_3) + (2 \text{ cyclic})] \right. \\ & \left. + \int \frac{d^3 q}{(2\pi)^3} [T_R^{(2)}(\mathbf{q}, \mathbf{k}_1 - \mathbf{q}, \mathbf{k}_2, \mathbf{k}_3) + (2 \text{ cyclic})] \right\} \quad (27) \end{aligned}$$

where ‘‘cyclic’’ denotes the cyclic combinations of k_1 , k_2 , and k_3 , and $T_R^{(1)}$ and $T_R^{(2)}$ denote $T_R^{(1)}(\mathbf{k}_1, \mathbf{k}_2, \mathbf{k}_3, \mathbf{k}_4) = T_R^{1111}(\mathbf{k}_1, \mathbf{k}_2, \mathbf{k}_3, \mathbf{k}_4)$, and $T_R^{(2)}(\mathbf{k}_1, \mathbf{k}_2, \mathbf{k}_3, \mathbf{k}_4) = T_R^{1112}(\mathbf{k}_1, \mathbf{k}_2, \mathbf{k}_3, \mathbf{k}_4) + (3 \text{ cyclic})$, respectively.

The first term in Eq. (27) is the integration of the linearly evolved primordial curvature trispectrum, which contains two pieces: one proportional to f_{NL}^2 and another to g_{NL} (see Eq. (17)). Therefore, we symbolically write the first line in Eq. (27) as

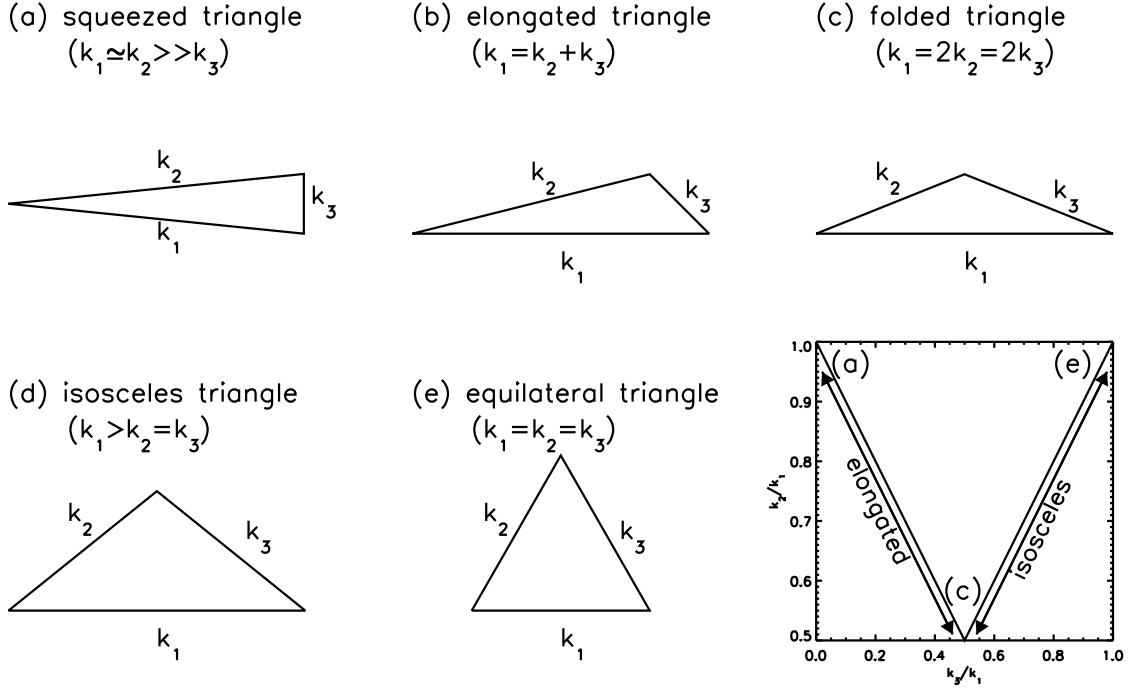


FIG. 1.— Visual representations of triangles forming the bispectrum, $B(k_1, k_2, k_3)$, with various combinations of wavenumbers satisfying $k_3 \leq k_2 \leq k_1$.

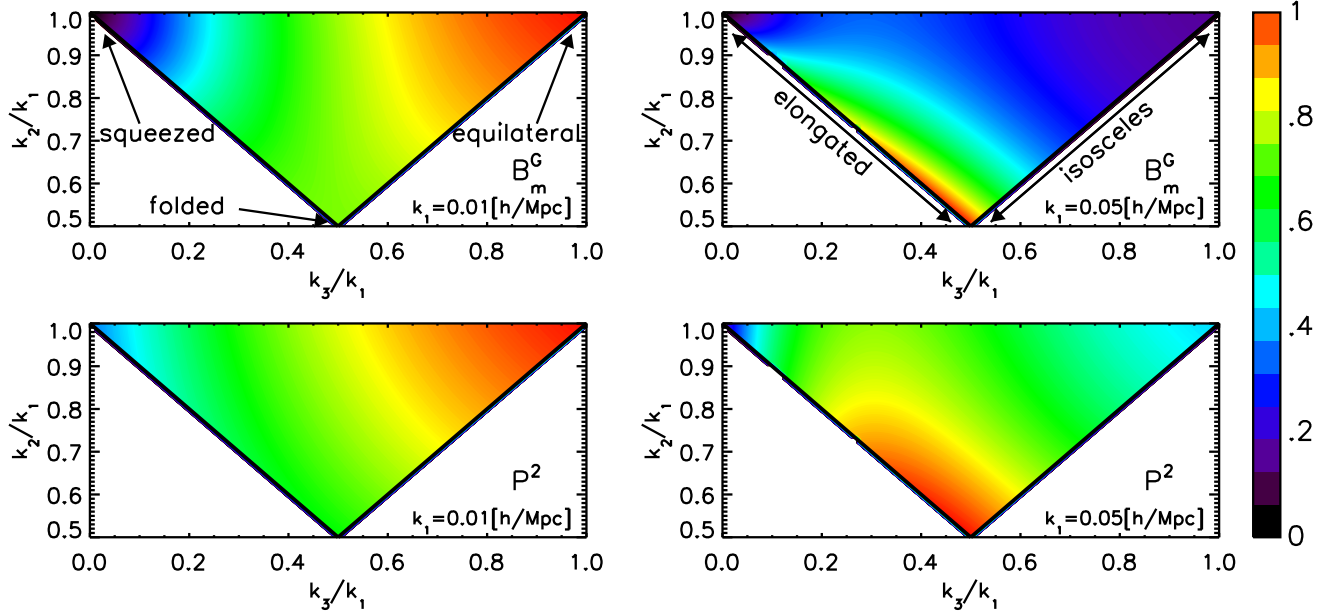


FIG. 2.— Shape of the bispectrum, $B(k_1, k_2, k_3)$. Each panel shows the amplitude of the bispectrum as a function of k_2/k_1 and k_3/k_1 for a given k_1 , with a condition that $k_3 \leq k_2 \leq k_1$ is satisfied. The amplitude is normalized such that it is unity at the point where the bispectrum takes on the maximum value. For the visual representations of the triangle names such as the squeezed, elongated, folded, isosceles, and equilateral, see Fig. 1. (Top Left) The bispectrum from the non-linear gravitational evolution, B_m^G (Eq. (21)), for $k_1 = 0.01 h \text{ Mpc}^{-1}$. (Top Right) B_m^G for $k_1 = 0.05 h \text{ Mpc}^{-1}$. (Bottom Left) The bispectrum from the non-linear galaxy biasing, $P_R(k_1)P_R(k_2) + (2 \text{ cyclic})$ (the second term in Eq. (14)), for $k_1 = 0.01 h \text{ Mpc}^{-1}$. (Bottom Right) $P_R(k_1)P_R(k_2) + (2 \text{ cyclic})$ for $k_1 = 0.05 h \text{ Mpc}^{-1}$.

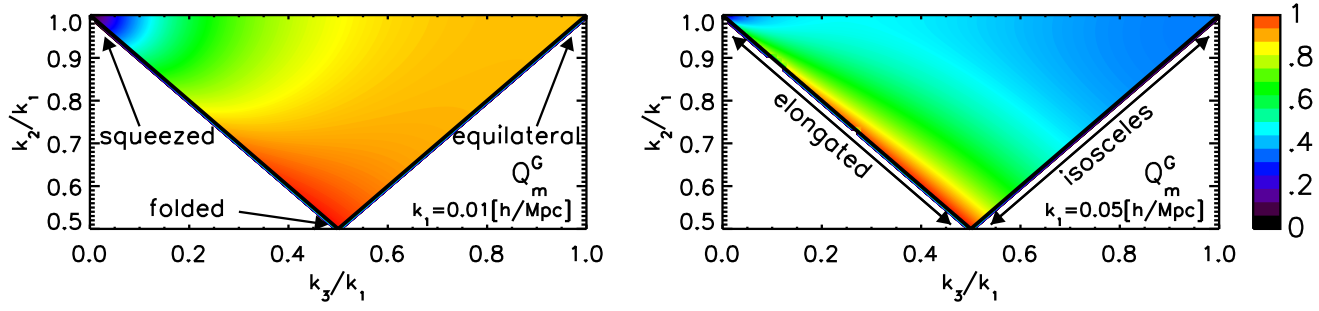


FIG. 3.— Same as the top panels of Fig. 2, but for $B_m^G/[P_R(k_1)P_R(k_2) + (2 \text{ cyclic})]$ (Eq. (23)).

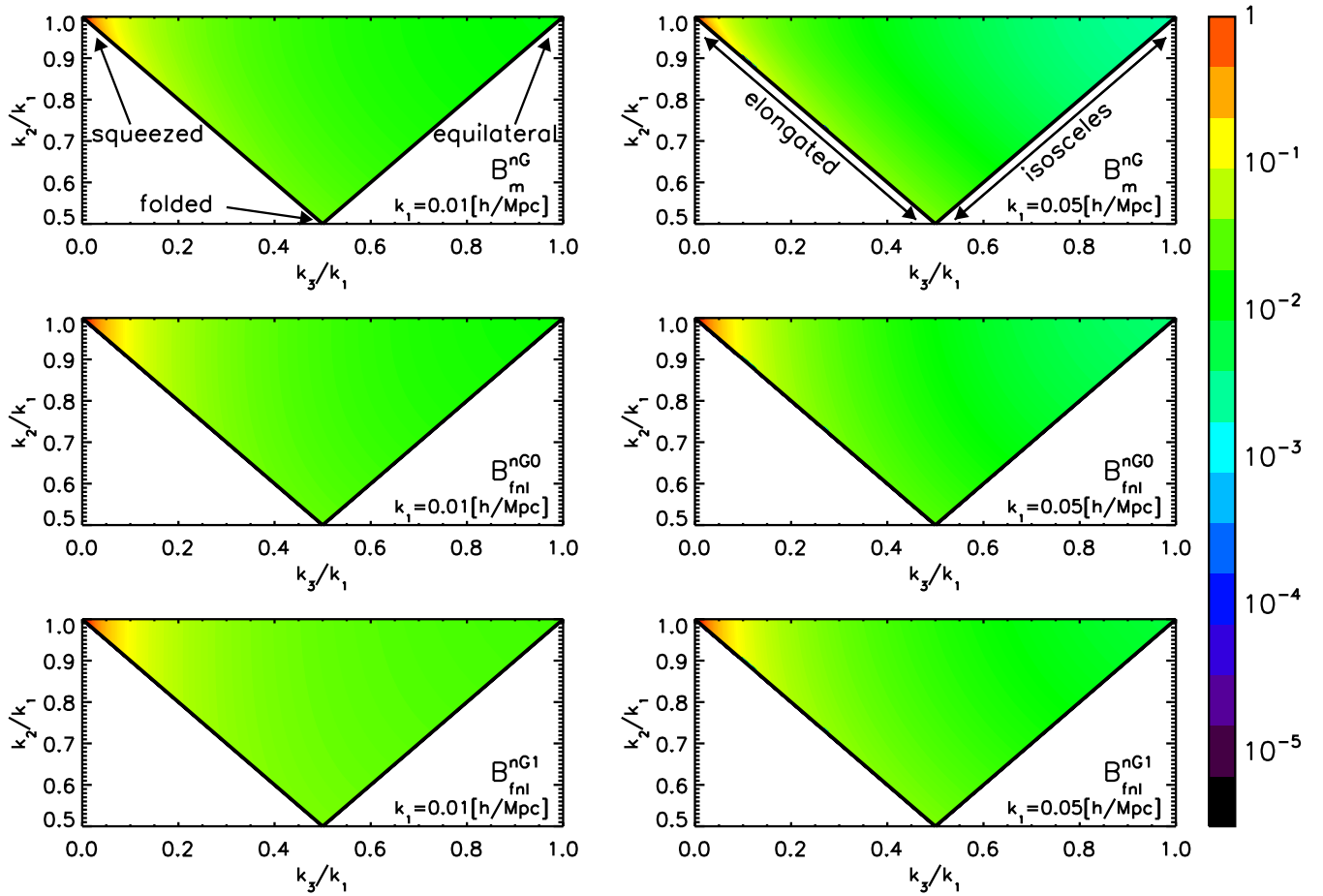


FIG. 4.— Same as Fig. 2, but for the terms proportional to f_{NL} . (Top) the B_m^{nG} term (Eq. (33)), (Middle) the $B_{f_{\text{NL}}}^{nG0}$ term (Eq. (22)), and (Bottom) the $B_{f_{\text{NL}}}^{nG1}$ term (Eq. (39)). Note that the non-Gaussian terms diverge in the exact squeezed limit, $k_3 \rightarrow 0$; thus, we show these terms normalized to be unity at $k_3/k_1 = 10^{-2}$. In order to facilitate the comparison better, we draw the dotted contour for all six panels.

$$\frac{1}{2\sigma_R^2} \int \frac{d^3q}{(2\pi)^3} \left[T_R^{(1)}(\mathbf{q}, \mathbf{k}_1 - \mathbf{q}, \mathbf{k}_2, \mathbf{k}_3) + (2 \text{ cyclic}) \right] = g_{\text{NL}} B_{g_{\text{NL}}}^{nG}(k_1, k_2, k_3) + f_{\text{NL}}^2 B_{f_{\text{NL}}}^{nG}(k_1, k_2, k_3), \quad (28)$$

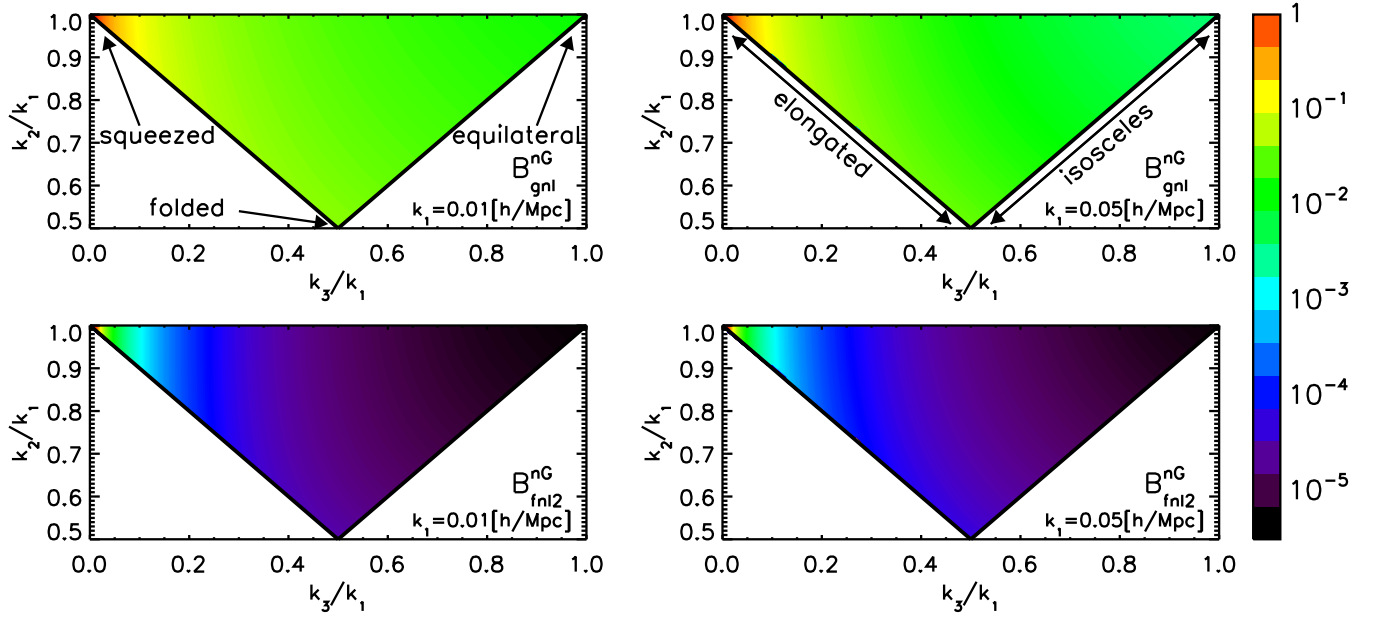


FIG. 5.— Same as Fig. 2, but for (Top) the g_{NL} term (Eq. (30)), and (Bottom) the f_{NL}^2 term (Eq. (31)). Note that the non-Gaussian terms diverge in the exact squeezed limit, $k_3 \rightarrow 0$; thus, we show these terms normalized to be unity at $k_3/k_1 = 10^{-2}$. In order to facilitate the comparison better, we draw the dotted contour for top panels.

where

$$\begin{aligned}
 B_{f_{\text{NL}}}^{nG}(k_1, k_2, k_3) \equiv & \frac{1}{2\sigma_R^2} \left[4\mathcal{M}_R(k_2)\mathcal{M}_R(k_3) \int \frac{d^3q}{(2\pi)^3} \mathcal{M}_R(q)\mathcal{M}_R(|\mathbf{k}_1 - \mathbf{q}|)P_\phi(q) \right. \\
 & \times [P_\phi(|\mathbf{k}_1 - \mathbf{q}|)P_\phi(|\mathbf{k}_2 + \mathbf{q}|) + P_\phi(|\mathbf{k}_1 - \mathbf{q}|)P_\phi(|\mathbf{k}_3 + \mathbf{q}|)] + (2 \text{ cyclic}) \\
 & + 8\mathcal{M}_R(k_2)\mathcal{M}_R(k_3)P_\phi(k_2) \int \frac{d^3q}{(2\pi)^3} \mathcal{M}_R(q)\mathcal{M}_R(|\mathbf{k}_1 - \mathbf{q}|)P_\phi(q)P_\phi(|\mathbf{k}_3 + \mathbf{q}|) + (2 \text{ cyclic}) \\
 & + 8\mathcal{M}_R(k_2)\mathcal{M}_R(k_3)P_\phi(k_3) \int \frac{d^3q}{(2\pi)^3} \mathcal{M}_R(q)\mathcal{M}_R(|\mathbf{k}_1 - \mathbf{q}|)P_\phi(q)P_\phi(|\mathbf{k}_2 + \mathbf{q}|) + (2 \text{ cyclic}) \\
 & + 8\mathcal{M}_R(k_2)\mathcal{M}_R(k_3)P_\phi(k_1) [P_\phi(k_2) + P_\phi(k_3)] \int \frac{d^3q}{(2\pi)^3} \mathcal{M}_R(q)\mathcal{M}_R(|\mathbf{k}_1 - \mathbf{q}|)P_\phi(q) + (2 \text{ cyclic}) \\
 & + 4\mathcal{M}_R(k_2)\mathcal{M}_R(k_3)P_\phi(k_2)P_\phi(k_3) \int \frac{d^3q}{(2\pi)^3} \mathcal{M}_R(q)\mathcal{M}_R(|\mathbf{k}_1 - \mathbf{q}|) \\
 & \left. \times [P_\phi(|\mathbf{k}_2 + \mathbf{q}|) + P_\phi(|\mathbf{k}_3 + \mathbf{q}|)] + (2 \text{ cyclic}) \right], \tag{29}
 \end{aligned}$$

$$\begin{aligned}
 B_{g_{\text{NL}}}^{nG}(k_1, k_2, k_3) \equiv & \frac{1}{2\sigma_R^2} \left[6\mathcal{M}_R(k_2)\mathcal{M}_R(k_3) [P_\phi(k_2) + P_\phi(k_3)] \int \frac{d^3q}{(2\pi)^3} \mathcal{M}_R(q)\mathcal{M}_R(|\mathbf{k}_1 - \mathbf{q}|)P_\phi(q)P_\phi(|\mathbf{k}_1 - \mathbf{q}|) + (2 \text{ cyclic}) \right. \\
 & \left. + 12\mathcal{M}_R(k_2)\mathcal{M}_R(k_3)P_\phi(k_2)P_\phi(k_3) \int \frac{d^3q}{(2\pi)^3} \mathcal{M}_R(q)\mathcal{M}_R(|\mathbf{k}_1 - \mathbf{q}|)P_\phi(q) + (2 \text{ cyclic}) \right]. \tag{30}
 \end{aligned}$$

We find that the first three cyclic terms in Eq. (29) are parametrically small on large scales and may be ignored

for $k \lesssim 0.1 h \text{ Mpc}^{-1}$. Therefore, one may just calculate the last two cyclic terms:

$$\begin{aligned}
B_{f_{\text{NL}}^2}^{nG}(k_1, k_2, k_3) \approx & \frac{1}{2\sigma_R^2} \left[8\mathcal{M}_R(k_2)\mathcal{M}_R(k_3)P_\phi(k_1) [P_\phi(k_2) + P_\phi(k_3)] \int \frac{d^3q}{(2\pi)^3} \mathcal{M}_R(q)\mathcal{M}_R(|\mathbf{k}_1 - \mathbf{q}|)P_\phi(q) + (2 \text{ cyclic}) \right. \\
& + 4\mathcal{M}_R(k_2)\mathcal{M}_R(k_3)P_\phi(k_2)P_\phi(k_3) \int \frac{d^3q}{(2\pi)^3} \mathcal{M}_R(q)\mathcal{M}_R(|\mathbf{k}_1 - \mathbf{q}|) \\
& \left. \times [P_\phi(|\mathbf{k}_2 + \mathbf{q}|) + P_\phi(|\mathbf{k}_3 + \mathbf{q}|)] + (2 \text{ cyclic}) \right]. \tag{31}
\end{aligned}$$

Next, the second term of Eq. (27) contains a cross-correlation between the non-linearly evolved density field ($\delta^{(2)} \sim F_2^{(s)}[\delta^{(1)}]^2$) and the primordial bispectrum, and thus it is linearly proportional to f_{NL} and $F_2^{(s)}$. We

present the explicit functional form of T_R^{1112} as well as the full expression of the second term of Eq. (27) in Appendix A. Here, we only show the final result. We write it as

$$\begin{aligned}
& \frac{1}{2\sigma_R^2} \int \frac{d^3q}{(2\pi)^3} T_R^{(2)}(\mathbf{q}, \mathbf{k}_1 - \mathbf{q}, \mathbf{k}_2, \mathbf{k}_3) + (2 \text{ cyclic}) \\
= f_{\text{NL}} & \left[B_m^{nG}(k_1, k_2, k_3) + B_{f_{\text{NL}}}^{nG1}(k_1, k_2, k_3) + 4B_{f_{\text{NL}}}^{nG0}(k_1, k_2, k_3) \{ \mathcal{G}_R(k_1) + \mathcal{G}_R(k_2) + \mathcal{G}_R(k_3) \} \right], \tag{32}
\end{aligned}$$

where

$$\begin{aligned}
B_m^{nG}(k_1, k_2, k_3) & \equiv 4\tilde{W}_R(k_1)\tilde{W}_R(k_2)\tilde{W}_R(k_3) \left\{ \left[\frac{\mathcal{F}_R(k_1)}{\mathcal{M}_R(k_1)} + \frac{\mathcal{F}_R(k_2)}{\mathcal{M}_R(k_2)} \right] P_m(k_1)P_m(k_2)F_2^{(s)}(\mathbf{k}_1, \mathbf{k}_2) + (2 \text{ cyclic}) \right\}, \tag{33} \\
B_{f_{\text{NL}}}^{nG1}(k_1, k_2, k_3) & \equiv \frac{1}{2\sigma_R^2} \left[8\tilde{W}_R(k_2)\tilde{W}_R(k_3)\mathcal{M}(k_3)P_m(k_2) \right. \\
& \times \int \frac{d^3q}{(2\pi)^3} \tilde{W}_R(|\mathbf{k}_1 - \mathbf{q}|)\tilde{W}_R(q)\mathcal{M}(|\mathbf{k}_1 - \mathbf{q}|)\mathcal{M}(|\mathbf{k}_2 + \mathbf{q}|)F_2^{(s)}(-\mathbf{k}_2, \mathbf{k}_2 + \mathbf{q}) \\
& \times \{ P_\phi(k_3)P_\phi(|\mathbf{k}_1 - \mathbf{q}|) + P_\phi(k_3)P_\phi(|\mathbf{k}_2 + \mathbf{q}|) + P_\phi(|\mathbf{k}_1 - \mathbf{q}|)P_\phi(|\mathbf{k}_2 + \mathbf{q}|) \} + (5 \text{ permutation}) \\
& + 8\tilde{W}_R(k_2)\tilde{W}_R(k_3)\mathcal{M}(k_3) \int \frac{d^3q}{(2\pi)^3} \tilde{W}_R(|\mathbf{k}_1 - \mathbf{q}|)\tilde{W}_R(q)\mathcal{M}(|\mathbf{k}_1 - \mathbf{q}|)\mathcal{M}(|\mathbf{k}_2 + \mathbf{q}|)P_m(q)F_2^{(s)}(-\mathbf{q}, \mathbf{k}_2 + \mathbf{q}) \\
& \times \{ P_\phi(|\mathbf{k}_1 - \mathbf{q}|)P_\phi(k_3) + P_\phi(|\mathbf{k}_1 - \mathbf{q}|)P_\phi(|\mathbf{k}_2 + \mathbf{q}|) + P_\phi(k_3)P_\phi(|\mathbf{k}_2 + \mathbf{q}|) \} + (5 \text{ permutation}) \\
& + 8 \left(\tilde{W}_R(k_2)\tilde{W}_R(k_3) \right)^2 P_m(k_3)\mathcal{M}(k_2) \int \frac{d^3p}{(2\pi)^3} \mathcal{M}(p)\mathcal{M}(|\mathbf{k}_2 - \mathbf{p}|)P_\phi(p) \\
& \left. \times \{ P_\phi(|\mathbf{k}_2 - \mathbf{p}|) + 2P_\phi(k_2) \} F_2^{(s)}(\mathbf{p}, \mathbf{k}_2 - \mathbf{p}) + (5 \text{ permutation}) \right]. \tag{34}
\end{aligned}$$

Here, $\mathcal{M}(k) \equiv \mathcal{M}_R(k)/\tilde{W}_R(k)$.

In the above equations we have defined two functions, $\mathcal{F}_R(k)$ and $\mathcal{G}_R(k)$, which are given by

$$\begin{aligned}
\mathcal{F}_R(k) & \equiv \frac{1}{2\sigma_R^2} \int \frac{d^3q}{(2\pi)^3} P_\phi(q)\mathcal{M}_R(q)\mathcal{M}_R(|\mathbf{k} - \mathbf{q}|) \\
& \times \left[\frac{P_\phi(|\mathbf{k} - \mathbf{q}|)}{P_\phi(k)} + 2 \right], \tag{35}
\end{aligned}$$

$$\begin{aligned}
\mathcal{G}_R(k) & \equiv \frac{1}{2\sigma_R^2} \int \frac{d^3q}{(2\pi)^3} \frac{\tilde{W}_R(q)\tilde{W}_R(|\mathbf{k} - \mathbf{q}|)}{\tilde{W}_R(k)} \\
& \times P_m(q)F_2^{(s)}(\mathbf{k}, -\mathbf{q}). \tag{36}
\end{aligned}$$

As shown in Fig. 6 and Fig. 7, both $\mathcal{F}_R(k)$ and $\mathcal{G}_R(k)$

are almost constant on large scales. If we do not have a smoothing, i.e., $R \rightarrow 0$, the large scale asymptotic value of $\mathcal{G}_R(k)$ is 17/42. However, the presence of filter changes this asymptotic value. As $k \rightarrow 0$,

$$\mathcal{G}_R(k) \rightarrow \frac{13}{84} + \frac{1}{4\sigma_R^2} \int \frac{d^3q}{(2\pi)^3} \tilde{W}_R(q)P_m(q) \frac{\sin(qR)}{qR}, \tag{37}$$

whose value depends on the smoothing scale, R , as shown in Fig. 8.

Let us study the structure of each term in Eq. (32). The first piece is B_m^{nG} . On very large scales, where $\tilde{W}_R(k) \rightarrow 1$ and $\mathcal{F}_R(k) \rightarrow 1$, B_m^{nG} becomes a product of the usual matter bispectrum for Gaussian initial condi-

tions, B_m^G , and the scale dependent bias shown in Eq. (4), as

$$\frac{2f_{\text{NL}}\mathcal{F}_R(k)}{\mathcal{M}_R(k)} = \frac{3f_{\text{NL}}H_0^2\Omega_m}{k^2T(k)} \frac{\mathcal{F}_R(k)}{\tilde{W}_R(k)} \rightarrow \frac{3f_{\text{NL}}H_0^2\Omega_m}{k^2T(k)}, \quad (38)$$

as $k \rightarrow 0$. Therefore, we can interpret this term as a scale dependent bias multiplying the usual matter bispectrum for Gaussian initial conditions; however, this behavior is not generic – in fact, the other terms cannot be expressed

in terms of products of the scale-dependent bias and the results in the continuous limit, Eq. (1).

The next piece is $B_{f_{\text{NL}}}^{nG1}(k_1, k_2, k_3)$. By numerically calculating Eq. (34), we find that the terms that contain $F_2^{(s)}(\mathbf{q}, \mathbf{k} - \mathbf{q})$ are parametrically small on large scales, and that the dominant contributions come from the first permutation terms. Therefore, we approximate Eq. (34) on large scale ($k \lesssim 0.1h\text{Mpc}^{-1}$) as

$$B_{f_{\text{NL}}}^{nG1}(k_1, k_2, k_3) \approx \frac{1}{2\sigma_R^2} \left[8\tilde{W}_R(k_2)\tilde{W}_R(k_3)P_m(k_2)\mathcal{M}(k_3)P_\phi(k_3) \int \frac{d^3q}{(2\pi)^3} \tilde{W}_R(|\mathbf{k}_1 - \mathbf{q}|)\tilde{W}_R(q)\mathcal{M}(|\mathbf{k}_1 - \mathbf{q}|)\mathcal{M}(|\mathbf{k}_2 + \mathbf{q}|) \right. \\ \left. \times [P_\phi(|\mathbf{k}_2 + \mathbf{q}|) + P_\phi(|\mathbf{k}_1 - \mathbf{q}|)] F_2^{(s)}(-\mathbf{k}_2, \mathbf{k}_2 + \mathbf{q}) + (5 \text{ permutation}) \right]. \quad (39)$$

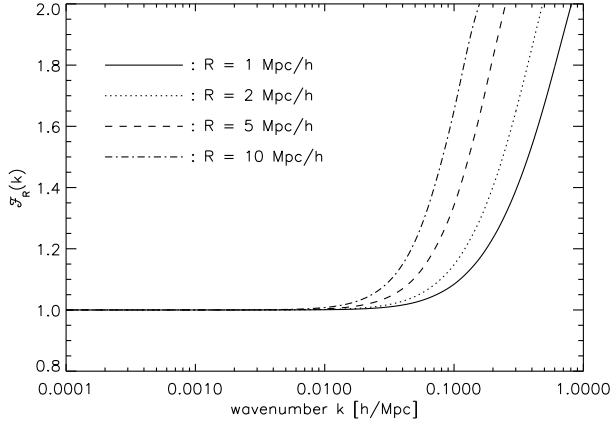


FIG. 6.— Shape of the function, $\mathcal{F}_R(k)$, defined in Eq. (35). We show $\mathcal{F}_R(k)$ for four different smoothing lengths: $R = 1, 2, 5, 10$ Mpc/h.

How about the last term of Eq. (32), $4B_{f_{\text{NL}}}^{nG0}(k_1, k_2, k_3) \{\mathcal{G}_R(k_1) + \mathcal{G}_R(k_2) + \mathcal{G}_R(k_3)\}$? As $\mathcal{G}_R(k) \rightarrow \text{constant}$ on large scales (Fig. 7), this piece becomes $B_{f_{\text{NL}}}^{nG0}$ multiplied by a constant factor whose exact value depends on the smoothing scale, R (Fig. 8).

In summary, we have derived the new terms in the galaxy bispectrum, which arise from the integration of the matter trispectrum. While we find one term, B_m^G , includes the scale-dependent bias which appears on the galaxy power spectrum, we also find that there are more terms contributing to the galaxy bispectrum.

Eq. (28) along with Eqs. (29)–(31), and Eq. (32) along with Eqs. (33), (34), (39) are the second main results of this paper. In the next sections, we shall present the detailed assessment of the new terms we have derived in this section.

3.2.2. Shape Dependence

Let us consider the shape dependence. First of all, the last term of Eq. (32) has the same shape dependence as

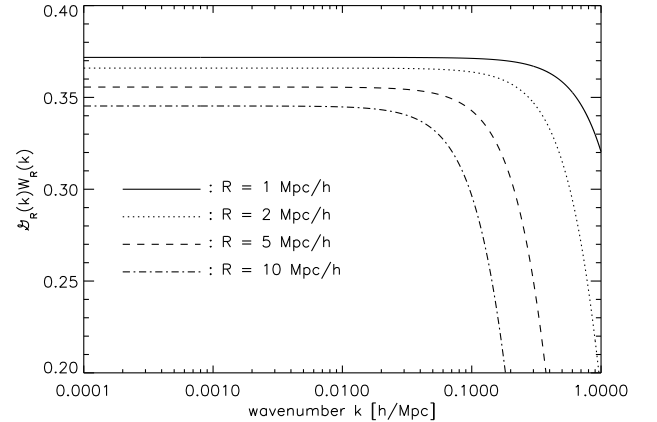


FIG. 7.— Shape of the function, $\mathcal{G}_R(k)$, defined in Eq. (35). We show $\mathcal{G}_R(k)$ for four different smoothing lengths: $R = 1, 2, 5, 10$ Mpc/h.

$B_{f_{\text{NL}}}^{nG0}$, as $\mathcal{G}_R(k)$ is almost constant on large scale. Thus, it peaks at the squeezed configurations as $B_{f_{\text{NL}}}^{nG0}$ does. How about the shape dependence of the other terms?

All terms in Eqs. (30), (31), (39) have $P_\phi(k_i)$ outside of the integral, and Eq. (33) contains $1/\mathcal{M}_R(k) \propto k^{-2}$, which suggests that all of $B_{g_{\text{NL}}}^G$, $B_{f_{\text{NL}}}^{nG}$, $B_{f_{\text{NL}}}^{nG1}$, and B_m^G peak at the squeezed configurations. For sufficiently large scales in which $T(k) \approx 1$, and for a scale-invariant spectrum ($P_\phi(k) \propto 1/k^3$), we may write down Eqs. (33), (39), (31), and (30), as

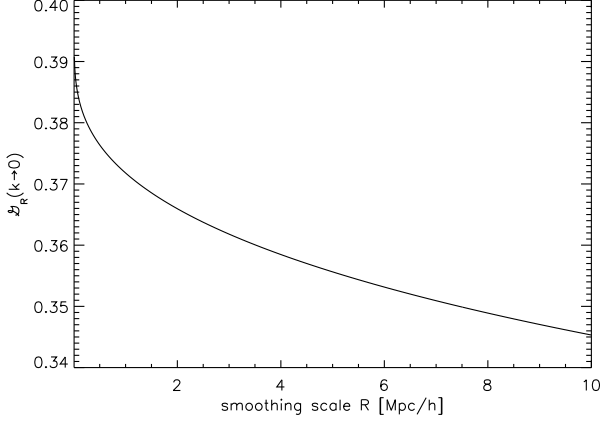


FIG. 8.— Large-scale asymptotic value of $\mathcal{G}_R(k)$ as a function of the smoothing scale R . The value for $R = 1$ [Mpc/h], which is used for generating Figs. 10 to 14, is 0.3718.

$$B_m^{nG}(k_1, k_2, k_3) \propto \left(\frac{k_2}{k_1} + \frac{k_1}{k_2} \right) \left[\frac{5}{7} + \frac{\mathbf{k}_1 \cdot \mathbf{k}_2}{2k_1 k_2} \left(\frac{k_1}{k_2} + \frac{k_2}{k_1} \right) + \frac{2}{7} \left(\frac{\mathbf{k}_1 \cdot \mathbf{k}_2}{k_1 k_2} \right)^2 \right] + (2 \text{ cyclic}), \quad (40)$$

$$B_{f_{\text{NL}}}^{nG1}(k_1, k_2, k_3) \propto \frac{k_2}{k_3} \int \frac{d^3 q}{q} q^3 \left(\frac{|\mathbf{k}_1 - \mathbf{q}|^2}{|\mathbf{k}_2 + \mathbf{q}|} + \frac{|\mathbf{k}_2 + \mathbf{q}|^2}{|\mathbf{k}_1 - \mathbf{q}|} \right) \tilde{W}_R(|\mathbf{k}_1 - \mathbf{q}|) \tilde{W}_R(q) T(|\mathbf{k}_1 - \mathbf{q}|) T(|\mathbf{k}_2 + \mathbf{q}|) \\ \times F_2^{(s)}(-\mathbf{k}_2, \mathbf{k}_2 + \mathbf{q}) + (5 \text{ permutation}), \quad (41)$$

$$B_{f_{\text{NL}}}^{nG}(k_1, k_2, k_3) \propto \frac{4}{k_2 k_3} \left[\frac{2(k_2^3 + k_3^3)}{k_1^3} \int \frac{d^3 q}{q} |\mathbf{k}_1 - \mathbf{q}|^2 T(q) \tilde{W}_R(q) T(|\mathbf{k}_1 - \mathbf{q}|) \tilde{W}_R(|\mathbf{k}_1 - \mathbf{q}|) \right. \\ \left. + \int d^3 q q^2 |\mathbf{k}_1 - \mathbf{q}|^2 \left(\frac{1}{|\mathbf{k}_2 + \mathbf{q}|^3} + \frac{1}{|\mathbf{k}_3 + \mathbf{q}|^3} \right) T(q) \tilde{W}_R(q) T(|\mathbf{k}_1 - \mathbf{q}|) \tilde{W}_R(|\mathbf{k}_1 - \mathbf{q}|) \right] + (2 \text{ cyclic}) \quad (42)$$

$$B_{g_{\text{NL}}}^{nG}(k_1, k_2, k_3) \propto \frac{6}{k_2 k_3} \left[(k_2^3 + k_3^3) \int \frac{d^3 q}{q} \frac{1}{|\mathbf{k}_1 - \mathbf{q}|} T(q) \tilde{W}_R(q) T(|\mathbf{k}_1 - \mathbf{q}|) \tilde{W}_R(|\mathbf{k}_1 - \mathbf{q}|) \right. \\ \left. + 2 \int \frac{d^3 q}{q} |\mathbf{k}_1 - \mathbf{q}|^2 T(q) \tilde{W}_R(q) T(|\mathbf{k}_1 - \mathbf{q}|) \tilde{W}_R(|\mathbf{k}_1 - \mathbf{q}|) \right] + (2 \text{ cyclic}), \quad (43)$$

respectively.

For a given k_1 , all of these terms have the largest signals when k_3 is small, i.e., the squeezed configurations. Note that we do not use the exact scale-invariant spectrum for the numerical calculation, but use the WMAP 5-year best-fitting value reported in Table 1 (“WMAP+BAO+SN”) of Komatsu et al. (2009).

The top-left and bottom-left panels of Fig. 4 show B_m^{nG} and $B_{f_{\text{NL}}}^{nG1}$ as a function of k_2/k_1 and k_3/k_1 , respectively, for $k_1 = 0.01 h \text{ Mpc}^{-1}$. The top-right and bottom-right panels of Fig. 4 show the same quantities for $k_1 = 0.05 h \text{ Mpc}^{-1}$. We also show $B_{g_{\text{NL}}}^{nG}$ and $B_{f_{\text{NL}}}^{nG}$ in the top-left and bottom-left panels of Fig. 5 for $k_1 = 0.01 h \text{ Mpc}^{-1}$, and top-right and bottom-right for $k_1 = 0.05 h \text{ Mpc}^{-1}$. In all cases we find that B_m^{nG} , $B_{f_{\text{NL}}}^{nG1}$, $B_{g_{\text{NL}}}^{nG}$ and $B_{f_{\text{NL}}}^{nG}$ peak at the squeezed configurations, as expected from the above argument.

We find that the shape dependence of $B_{f_{\text{NL}}}^{nG0}$ and that

of $B_{f_{\text{NL}}}^{nG1}$, $B_{g_{\text{NL}}}^{nG}$ are quite similar, whereas that of B_m^{nG} is higher toward the elongated triangles, and that of $B_{f_{\text{NL}}}^{nG}$ is more sharply peaked at the squeezed configuration.

We can understand this behavior analytically as follows. In order to simplify the analysis, we consider a scale-invariant curvature power spectrum, $P_\phi = P_{\phi 0}/k^3$, on large scales where Eqs. (41), (40), (42), and (43) are valid. On such a large scale, $\mathcal{M}_R(k)$ can be approximated as $\mathcal{M}_R(k) \simeq 2k^2/(3H_0^2 \Omega_m) \equiv \mathcal{M}_0 k^2$, where $\mathcal{M}_0 \simeq 2.16 \times 10^7 (0.277/\Omega_m) [\text{Mpc}/h]^2$ is a constant. We focus on the squeezed triangle, $k_1 = k_2 = \alpha k_3 \equiv k$ ($\alpha \gg 1$), where the signals of all the primordial non-Gaussianity terms are maximized. The triangles in this configuration lie on the upper side of the triangular region of $(k_3/k_1, k_2/k_1)$ plane in Fig. 4 and Fig. 5, and the triangle approaches the exact squeezed limit as $\alpha \rightarrow \infty$. With this parametrization, we compare the dominant contributions of each of these primordial non-Gaussianity terms.

First, we shall analyze the terms proportional to $f_{\text{NL}}^{\text{NL}}$: $B_{f_{\text{NL}}}^{nG0}$, B_m^{nG} , and $B_{f_{\text{NL}}}^{nG1}$. The largest contribution to $B_{f_{\text{NL}}}^{nG0}$ in the squeezed configurations occurs when k_3 is in the denominator:

$$\begin{aligned} B_{f_{\text{NL}}}^{nG0} &= 2\mathcal{M}_0^3 P_{\phi 0}^2 \left(\frac{k_1^2}{k_2 k_3} + \frac{k_2^2}{k_3 k_1} + \frac{k_3^2}{k_1 k_2} \right) \\ &\simeq 2\mathcal{M}_0^3 P_{\phi 0}^2 \left(\frac{k_1^2}{k_2 k_3} + \frac{k_2^2}{k_3 k_1} \right) \\ &= 4\alpha \mathcal{M}_0^3 P_{\phi 0}^2. \end{aligned} \quad (44)$$

To compute B_m^{nG} , which contains $F_2^{(s)}$, we note that, in the squeezed limit, the angular cosines between two wave vectors are $\mathbf{k}_1 \cdot \mathbf{k}_2 / (k_1 k_2) = -1 + 1/\alpha^2 \simeq -1$ and $\mathbf{k}_2 \cdot \mathbf{k}_3 / (k_2 k_3) = \mathbf{k}_1 \cdot \mathbf{k}_3 / (k_1 k_3) = -1/(2\alpha)$. We thus find

$$\begin{aligned} B_m^{nG} &= 8\mathcal{M}_0^3 P_{\phi 0}^2 \left(\alpha + \frac{1}{\alpha} \right) \left[\frac{5}{7} - \frac{1}{4\alpha} \left(\alpha + \frac{1}{\alpha} \right) + \frac{1}{14\alpha^2} \right] \\ &\simeq \frac{26}{7} \alpha \mathcal{M}_0^3 P_{\phi 0}^2. \end{aligned} \quad (45)$$

The detailed analysis for $B_{f_{\text{NL}}}^{nG1}$ is more complicated, as Eq. (39) involves a non-trivial integration. We simplify the situation by only analyzing the dominant term, which can be written as

$$\begin{aligned} B_{f_{\text{NL}}}^{nG1} &\simeq 8\mathcal{M}_0^3 P_{\phi 0}^2 \left[\frac{k_2}{k_3} \mathcal{H}(\mathbf{k}_1, \mathbf{k}_2) + \frac{k_1}{k_3} \mathcal{H}(\mathbf{k}_2, \mathbf{k}_1) \right] \\ &= 8\alpha \mathcal{M}_0^3 P_{\phi 0}^2 [\mathcal{H}(\mathbf{k}_1, \mathbf{k}_2) + \mathcal{H}(\mathbf{k}_2, \mathbf{k}_1)], \end{aligned} \quad (46)$$

where $\mathcal{H}(\mathbf{k}_1, \mathbf{k}_2)$ is the integration that appears in Eq. (39) including $1/(2\sigma_R^2)$ pre-factor. Note that this integration depends only on the magnitudes of two vectors and the angle between them; thus, for the squeezed configuration we are interested in here, $\mathcal{H}(\mathbf{k}_2, \mathbf{k}_1)$ depends only weakly on α – they depend on α only through the inner product of $\mathbf{k}_1 \cdot \mathbf{k}_2 = k^2(-1 + 1/\alpha^2)$.

Second, we analyze B_{gNL}^{nG} . We find that the first cyclic terms in Eq. (30) are small in the squeezed limit, and the dominant contribution to B_{gNL}^{nG} is given by

$$\begin{aligned} B_{\text{gNL}}^{nG} &= 12\mathcal{M}_0^2 P_{\phi 0}^2 \left[\frac{\mathcal{I}(k_1)}{k_2 k_3} + \frac{\mathcal{I}(k_2)}{k_3 k_1} + \frac{\mathcal{I}(k_3)}{k_1 k_2} \right] \\ &\simeq 12\mathcal{M}_0^2 P_{\phi 0}^2 \left[\frac{\mathcal{I}(k_1)}{k_2 k_3} + \frac{\mathcal{I}(k_2)}{k_3 k_1} \right], \end{aligned} \quad (47)$$

where we have defined

$$\mathcal{I}(k) \equiv \frac{1}{2\sigma_R^2} \int \frac{d^3 q}{(2\pi)^3} \mathcal{M}_R(q) \mathcal{M}_R(|\mathbf{k} - \mathbf{q}|) P_{\phi}(q). \quad (48)$$

We find that $\mathcal{I}(k) \simeq 0.5$ and is almost independent of k on large scales (e.g., $k \lesssim 0.03 h \text{ Mpc}^{-1}$ for $R = 1.0 \text{ Mpc}/h$; see Fig. 9). Therefore, by writing $\mathcal{I}(k) = \mathcal{I}_0$, we obtain

$$B_{\text{gNL}}^{nG} \simeq 24\alpha \mathcal{M}_0^2 P_{\phi 0}^2 \frac{\mathcal{I}_0}{k^2}. \quad (49)$$

These results show that all the terms we have analyzed analytically so far, $B_{f_{\text{NL}}}^{nG0}$, B_m^{nG} , $B_{f_{\text{NL}}}^{nG1}$, and B_{gNL}^{nG} , have the same shape (i.e., α) dependence in the squeezed configurations: they both increase linearly as α increases. This

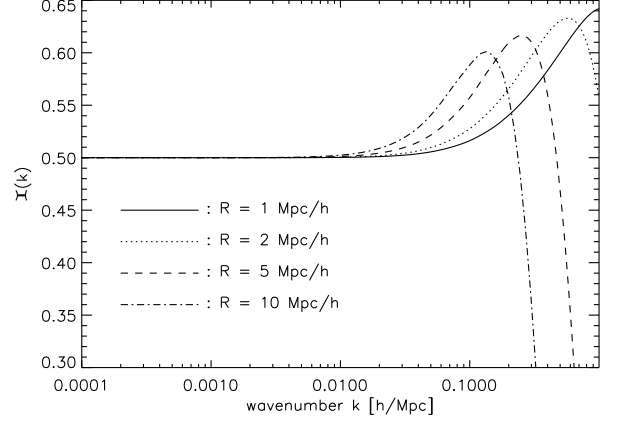


FIG. 9.— Shape of the integration that appears in the dominant term of $B_{f_{\text{NL}}}^{nG}$ and B_{gNL}^{nG} , Eq. (48). We use four different smoothing scales: $R = 1, 2, 5,$ and $10 \text{ Mpc}/h$.

explains the shape dependence computed from the full numerical calculations presented in Fig. 4 and the top panels of Fig. 5.

Finally, we analyze $B_{f_{\text{NL}}}^{nG}$. We find that the second cyclic terms in Eq. (31) are small in the squeezed configurations. The dominant terms are:

$$\begin{aligned} B_{f_{\text{NL}}}^{nG} &= 8\mathcal{M}_0^2 P_{\phi 0}^2 \\ &\times \left[\frac{k_2^3 + k_3^3}{k_2 k_3 k_1^3} \mathcal{I}(k_1) + \frac{k_3^3 + k_1^3}{k_3 k_1 k_2^3} \mathcal{I}(k_2) + \frac{k_1^3 + k_2^3}{k_1 k_2 k_3^3} \mathcal{I}(k_3) \right] \\ &\simeq 8\mathcal{M}_0^2 P_{\phi 0}^2 \frac{k_1^3 + k_2^3}{k_1 k_2 k_3^3} \mathcal{I}(k_3) \\ &\simeq 16\alpha^3 \mathcal{M}_0^2 P_{\phi 0}^2 \frac{\mathcal{I}_0}{k^2}. \end{aligned} \quad (50)$$

Therefore, $B_{f_{\text{NL}}}^{nG}$ increases more sharply as it approaches the squeezed limit, $B_{f_{\text{NL}}}^{nG} \propto \alpha^3$.

This sharp increase of $B_{f_{\text{NL}}}^{nG}$ relative to the other terms, and that there are many new terms that are of the same order of magnitude as $B_{f_{\text{NL}}}^{nG0}$, imply that the formula derived by Sefusatti & Komatsu (2007) may not be valid in the squeezed configuration, where $B_{f_{\text{NL}}}^{nG}$ may dominate over $B_{f_{\text{NL}}}^{nG}$. This is particularly important because it is the squeezed configuration that gives the largest signal from the primordial non-Gaussianity. We shall study this point in more detail in the next section.

A careful inspection of Eq. (42) shows that the second term within the square bracket diverges when $\mathbf{k}_2 + \mathbf{q} = 0$ or $\mathbf{k}_3 + \mathbf{q} = 0$. This is due to the fact that $P_{\phi}(k) \propto 1/k^{4-n_s}$ and thus $P_{\phi}(k)$ diverges as $k \rightarrow 0$ for $n_s < 4$. To avoid the divergence we set $P_{\phi}(k) = 0$ at $k \leq k_{\text{min}}$, and use $k_{\text{min}} = 10^{-6} h \text{ Mpc}^{-1}$. Fortunately the divergence is mild and the results on the squeezed configurations, for which $B_{f_{\text{NL}}}^{nG}$ gives the most important contribution, are insensitive to k_{min} : changing $k_{\text{min}} = 10^{-6} h \text{ Mpc}^{-1}$ to $k_{\text{min}} = 10^{-9} h \text{ Mpc}^{-1}$ results in negligible changes in the squeezed configurations.

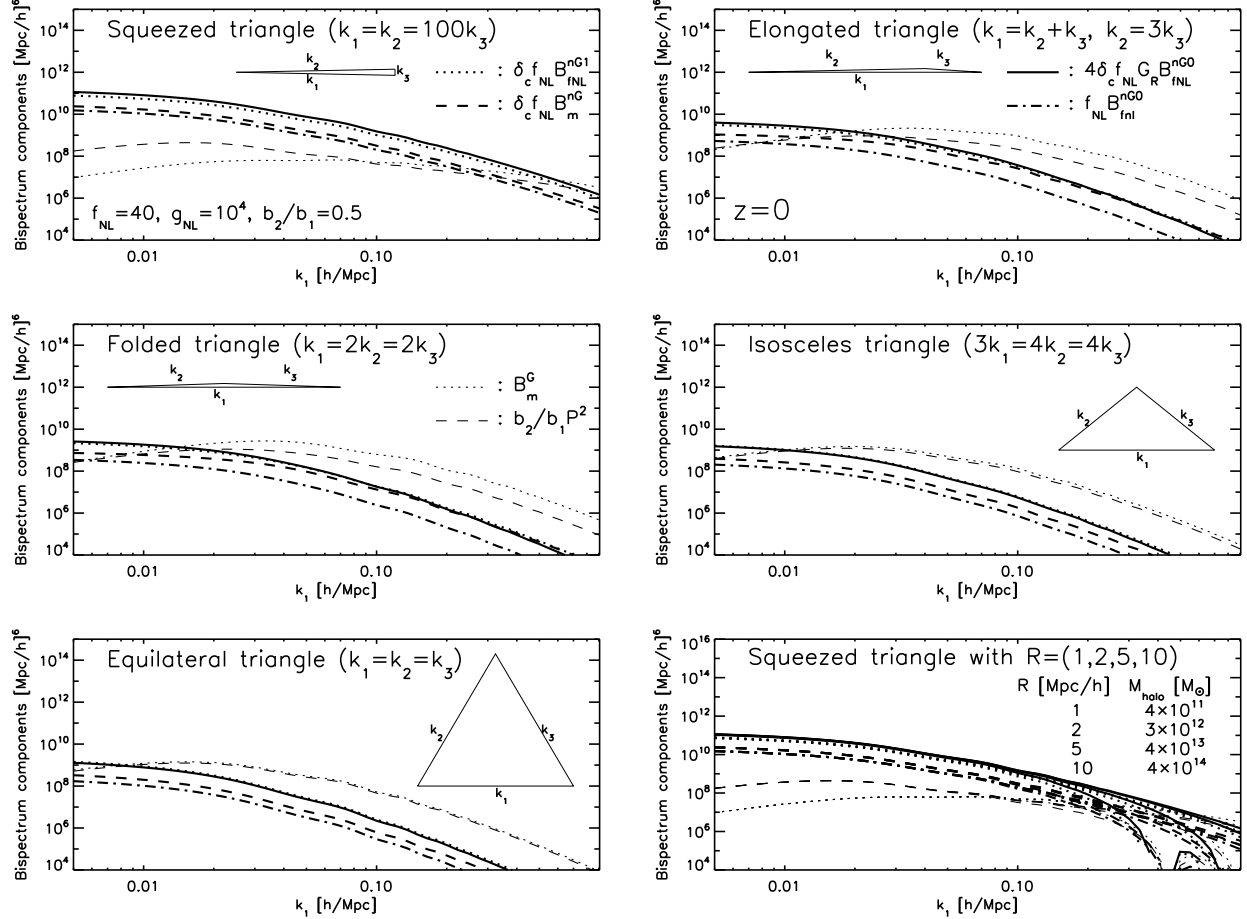


FIG. 10.— Scale and shape dependence of the galaxy bispectrum terms that are linearly proportional to f_{NL} , as a function of k_1 . Except for the bottom-right panel, we use $R = 1 \text{ Mpc}/h$. (Top Left) The squeezed triangles with $k_1 = k_2 = 100k_3$, (Top Right) the elongated triangles with $k_1 = k_2 + k_3$ and $k_2 = 3k_3$, (Middle Left) the folded triangles with $k_1 = 2k_2 = 2k_3$, (Middle Right) the isosceles triangles with $3k_1 = 4k_2 = 4k_3$, and (Bottom Left) the equilateral triangles with $k_1 = k_2 = k_3$. The thick dot-dashed, dashed, solid, and dotted lines show the contributions from the primordial non-Gaussianity: the B_{fNL}^{nG0} (Eq. (22)), $\tilde{b}_2/b_1 B_m^{nG}$ (Eq. (33)), $4(\tilde{b}_2/b_1) [\mathcal{G}_R(k_1) + \mathcal{G}_R(k_2) + \mathcal{G}_R(k_3)] B_{\text{fNL}}^{nG0}$ ($\mathcal{G}_R(k)$ defined in Eq. (36)), and $\tilde{b}_2/b_1 B_{\text{fNL}}^{nG1}$ (Eq. (39)) terms, respectively. The thin dotted and dashed lines show the non-linear effects: B_m^G (Eq. (21)) and the non-linear bias (the second term in Eq. (9)), respectively. We use the standard value of $\tilde{b}_2/b_1 \equiv \delta_c \simeq 1.686$ from spherical collapse model. (Bottom Right) Dependence of the squeezed bispectrum on the smoothing scale, R , showing that the dependence is negligible for $k_1 \ll 1/R$.

On the other hand, the folded and equilateral configurations are more sensitive to k_{min} , and we find that the difference between $k_{\text{min}} = 10^{-6} h \text{ Mpc}^{-1}$ and $k_{\text{min}} = 10^{-9} h \text{ Mpc}^{-1}$ is scale-dependent: at $k_1 = 0.01 h \text{ Mpc}^{-1}$ the differences are negligible for all shapes, whereas the differences reach $\sim 40\%$ at $k \sim 1 h \text{ Mpc}^{-1}$. (Note that the difference in the squeezed configuration reaches 1% at $k \sim 1 h \text{ Mpc}^{-1}$, being totally negligible on larger scales.) While this divergence does not have much observational consequences (because the signals in the other configurations at $k \gtrsim 0.01 h \text{ Mpc}^{-1}$ would be dominated by the other non-linear effects: B_m^G , non-linear bias and terms proportional to f_{NL} , as we show in the next section), there may be a better treatment of the divergence than setting $P_\phi(k) = 0$ at $k \leq k_{\text{min}}$.

3.3. Scale Dependence

How important are the primordial non-Gaussianity terms, B_{fNL}^{nG0} , B_{fNL}^{nG1} , B_m^{nG} , B_{fNL}^{nG} , and B_{gNL}^{nG} , relative to B_m^G and the non-linear bias term? Which one is the most dominant of the primordial terms, terms proportional to f_{NL} , B_{fNL}^{nG} , or B_{gNL}^{nG} ? How about the scale-dependence? How about the shape dependence?

We collect all the terms proportional to f_{NL} , and call it $B_{\text{fNL}}^{\text{tot}}$:

$$B_{\text{fNL}}^{\text{tot}} \equiv B_{\text{fNL}}^{nG0} + \frac{\tilde{b}_2}{b_1} [B_m^{nG} + B_{\text{fNL}}^{nG1} + 4(\mathcal{G}_R(k_1) + \mathcal{G}_R(k_2) + \mathcal{G}_R(k_3)) B_{\text{fNL}}^{nG0}]. \quad (51)$$

Throughout this section, we use the standard value of $\tilde{b}_2/b_1 = 3(12\pi)^2/3/20 \simeq 1.68$ from a spherical collapse model.

Figure 10 shows the scale and shape dependence of each term in Eq. (51) evaluated at $z = 0$. For all configu-

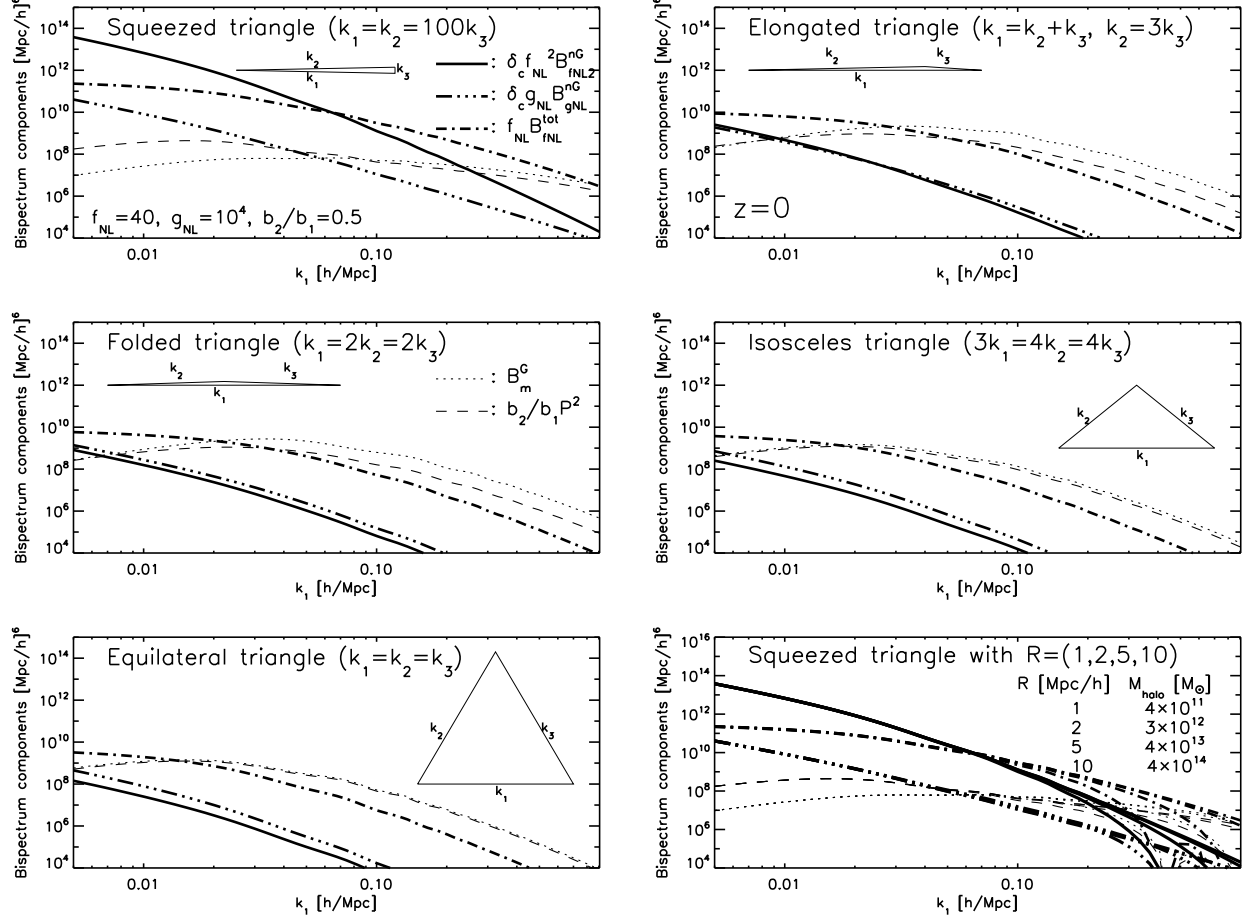


FIG. 11.— Scale and shape dependence of various bispectrum terms, $B(k_1, k_2, k_3)$, as a function of k_1 . For the figure except for the bottom right, we use $R = 1$ Mpc/h. (Top Left) The squeezed triangles with $k_1 = k_2 = 100k_3$, (Top Right) the elongated triangles with $k_1 = k_2 + k_3$ and $k_2 = 3k_3$, (Middle Left) the folded triangles with $k_1 = 2k_2 = 2k_3$, (Middle Right) the isosceles triangles with $3k_1 = 4k_2 = 4k_3$, and (Bottom Left) the equilateral triangles with $k_1 = k_2 = k_3$. The thick dot-dashed, triple-dot-dashed, and solid lines show the contributions from the primordial non-Gaussianity: the $f_{\text{NL}} B_{f_{\text{NL}}}^{\text{tot}}$ (Eq. (51)), $\bar{b}_2/b_1 g_{\text{NL}} B_{g_{\text{NL}}}^{\text{NG}}$ (Eq. (30)), and $\bar{b}_2/b_1 f_{\text{NL}}^2 B_{f_{\text{NL}}}^{\text{NG}}$ (Eq. (31)) terms, respectively. The thin dotted and dashed lines show the non-linear effects: B_m^{G} (Eq. (21)) and the non-linear bias (the second term in Eq. (9)), respectively. We use the standard value of $\bar{b}_2/b_1 \equiv \delta_c \simeq 1.686$ from spherical collapse model. (Bottom Right) Dependence of the squeezed bispectrum on the smoothing scale, R , showing that the dependence is negligible for $k_1 \ll 1/R$.

rations shown in this figure, the primordial non-Gaussian term calculated in Sefusatti & Komatsu (2007) is the smallest among four f_{NL} terms, which means that the non-Gaussian signal on large scales is much bigger than recognized before.

For the squeezed triangle, all of the terms in Eq. (51) depend on k_1 in a similar way. We find their ratios by comparing Eqs. (44), (45), and (46):

$$B_{f_{\text{NL}}}^{nG0} : B_m^{nG} : B_{f_{\text{NL}}}^{nG1} \simeq 1 : \frac{26}{28} : 2.96. \quad (52)$$

Note that we have used the numerical value of $\mathcal{H}(\mathbf{k}_1, \mathbf{k}_2) \simeq 0.741$ for $\alpha = 100$, and this value slightly increases when α decreases⁵. Therefore, for the squeezed

⁵ On large scales, $k < 0.01$ h/Mpc, the numerical ratio $B_{f_{\text{NL}}}^{nG1}/B_{f_{\text{NL}}}^{nG0}$ is constant, and is equal to 3.15, 3.06, 3.00, and 2.98 for $\alpha = 10, 20, 50$, and 100, respectively.

triangle, we find a simple and illuminating result:

$$B_{f_{\text{NL}}}^{\text{tot}}(k_1, k_2, k_3) \simeq 15 B_{f_{\text{NL}}}^{nG0}(k_1, k_2, k_3). \quad (53)$$

This is an important result, showing that the statistical error on f_{NL} from the galaxy bispectrum will be smaller by at least a factor of 15, compared to what was obtained in Sefusatti & Komatsu (2007).

Figure 11 and the top panels of Figure 12 show various bispectrum terms in various triangle configurations (see Fig. 1 for the visual representations of the triangles), evaluated at $z = 0$. As an example we use the following bias and non-Gaussianity parameters: $b_2/b_1 = 0.5$, $f_{\text{NL}} = 40$, and $g_{\text{NL}} = 10^4$. The value of the linear bias, b_1 , is irrelevant here as it does not change the relative importance of terms in Eq. (14), and thus we show the bispectrum terms divided by b_1^3 .

The message is quite simple: it is the squeezed configuration that provides the best window into the primordial non-Gaussianity. The other non-linear effects become

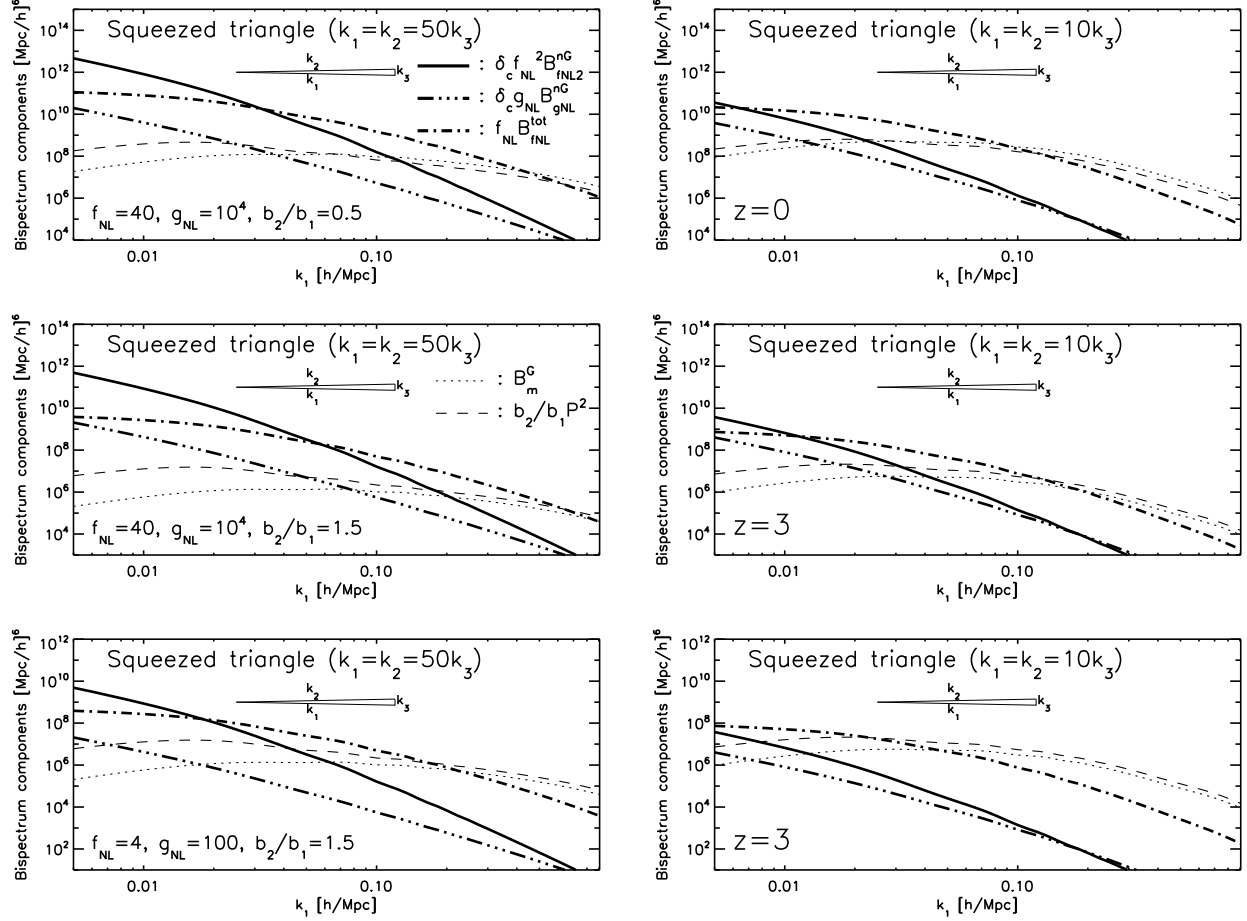


FIG. 12.— Same as Fig. 11, but for squeezed triangles with different ratios: $\alpha = 50$ and $\alpha = 10$. (Top) All the parameters are the same as in Fig. 11. (Middle) $z = 3$ and $b_2/b_1 = 1.5$. The non-Gaussianity parameters, $f_{\text{NL}} = 40$ and $g_{\text{NL}} = 10^4$, are the same as in Fig. 11. (Bottom) $z = 3$ and $b_2/b_1 = 1.5$. The non-Gaussianity parameters, $f_{\text{NL}} = 4$ and $g_{\text{NL}} = 100$.

more and more dominant as we move from the squeezed to the equilateral, i.e., (a) to (e) in Fig. 1. Even with this generous amount of non-Gaussian signals, $f_{\text{NL}} = 40$ and $g_{\text{NL}} = 10^4$, only f_{NL} term can be visible in the isosceles and equilateral configurations on large scales.

For the the non-squeezed configurations, the f_{NL}^2 and g_{NL} terms with the above chosen parameters are comparable and the f_{NL} term is order of magnitude greater than the f_{NL}^2 and g_{NL} terms; however, the f_{NL}^2 term is the most dominant of all on large scales in the squeezed configuration ($\alpha > 10$).

We can understand these results analytically by comparing Eqs. (53), (44), (49), and (50). For the squeezed triangles with $k_1 = k_2 = \alpha k_3$ ($\alpha \gg 1$) and a scale-invariant spectrum, $P_\phi \propto k^{-3}$, we find

$$\begin{aligned} \frac{f_{\text{NL}} B_{f_{\text{NL}}}^{\text{tot}}}{f_{\text{NL}}^2 B_{f_{\text{NL}}}^{nG}} &\simeq \frac{15}{f_{\text{NL}} \alpha^2} \frac{\mathcal{M}_0 k^2}{4\mathcal{I}_0 (\tilde{b}_2/b_1)} \\ &\simeq 0.0240 \left(\frac{100}{\alpha}\right)^2 \frac{40}{f_{\text{NL}}} \left(\frac{k}{0.01 \text{ h Mpc}^{-1}}\right)^2 \end{aligned} \quad (54)$$

$$\begin{aligned} \frac{g_{\text{NL}} B_{g_{\text{NL}}}^{nG}}{f_{\text{NL}}^2 B_{f_{\text{NL}}}^{nG}} &\simeq \frac{3}{2\alpha^2} \frac{g_{\text{NL}}}{f_{\text{NL}}^2} \\ &\simeq 0.000938 \left(\frac{100}{\alpha}\right)^2 \left(\frac{40}{f_{\text{NL}}}\right)^2 \frac{g_{\text{NL}}}{10^4}, \end{aligned} \quad (55)$$

$$\begin{aligned} \frac{f_{\text{NL}} B_{f_{\text{NL}}}^{\text{tot}}}{g_{\text{NL}} B_{g_{\text{NL}}}^{nG}} &\simeq 15 \frac{f_{\text{NL}} \mathcal{M}_0 k^2}{g_{\text{NL}} 6\mathcal{I}_0} \\ &\simeq 25.6 \frac{f_{\text{NL}} 10^4}{40 g_{\text{NL}}} \left(\frac{k}{0.01 \text{ h Mpc}^{-1}}\right)^2. \end{aligned} \quad (56)$$

These estimates confirm that $B_{f_{\text{NL}}^2}$ dominates over $B_{f_{\text{NL}}}$ and $B_{g_{\text{NL}}}$ in the squeezed configurations on large scales, $k \lesssim 0.05 \text{ h Mpc}^{-1}$ for $\alpha = 100$, and $k \lesssim 0.03 \text{ h Mpc}^{-1}$ for $\alpha = 50$. For $\alpha = 10$, f_{NL}^2 term dominates only on the extremely large scales: $k \lesssim 0.006 \text{ h Mpc}^{-1}$.

Note that for a given configuration (for a given α), $B_{f_{\text{NL}}}^{nG}/B_{f_{\text{NL}}}^2 \propto k^2$ and $B_{f_{\text{NL}}}^{nG}/B_{g_{\text{NL}}}^{nG} \propto k^2$ while $B_{g_{\text{NL}}}^{nG}/B_{f_{\text{NL}}}^2$ is independent of k , which is consistent with what we show in Fig. 11 on $k \lesssim 0.1 \text{ h Mpc}^{-1}$.

In summary, the most unexpected and important results of our study are as follows.

- The terms that are linearly proportional to f_{NL} , derived in Sefusatti & Komatsu (2007), receive additional contributions, and are enhanced by a factor of ~ 15 for the squeezed triangles (see Eq. (53)).
- The f_{NL}^2 (or τ_{NL}) term actually dominates over the f_{NL} term by a large factor for the squeezed triangles (see the top-left panel of Fig. 11).

This suggests that the galaxy bispectrum is more sensitive to f_{NL} than previously recognized by Sefusatti & Komatsu (2007), greatly enhancing our ability to detect the primordial non-Gaussianity of local type. On very large scales, $k_1 \ll 0.01 h \text{ Mpc}^{-1}$, even

the g_{NL} term (with $g_{\text{NL}} = 10^4$) dominates over the f_{NL} term, giving us a hope that perhaps we can obtain a meaningful limit on this term using the galaxy bispectrum.

3.4. Redshift Dependence

The quantities we have calculated so far are evaluated at the present epoch, $z = 0$. At higher redshift, each quantity needs to be scaled with some powers of the linear growth factor $D(z)$, which is normalized to 1 at the present epoch. We find $P_R \propto D^2(z)$, $B_m^G \propto D^4(z)$, $B_{f_{\text{NL}}}^{nG0} \propto D^3(z)$, $B_m^{nG} \propto D^3(z)$, $B_{f_{\text{NL}}}^{nG1} \propto D^3(z)$, $B_{f_{\text{NL}}}^{nG} \propto D^2(z)$, and $B_{g_{\text{NL}}}^{nG} \propto D^2(z)$. Therefore, the final result for the halo bispectrum from the local type non-Gaussianity is

$$\begin{aligned}
 B_g(k_1, k_2, k_3, z) = & b_1^3(z) D^4(z) \left[B_m^G(k_1, k_2, k_3) + \frac{b_2(z)}{b_1(z)} \{P_R(k_1)P_R(k_2) + (2 \text{ cyclic})\} + \frac{f_{\text{NL}}}{D(z)} B_{f_{\text{NL}}}^{nG0}(k_1, k_2, k_3) \right. \\
 & + \frac{\tilde{b}_2(z)}{b_1(z)} \left\{ \frac{f_{\text{NL}}}{D(z)} (B_m^{nG}(k_1, k_2, k_3) + 4(\mathcal{G}_R(k_1) + \mathcal{G}_R(k_2) + \mathcal{G}_R(k_3)) B_{f_{\text{NL}}}^{nG0}(k_1, k_2, k_3) + B_{f_{\text{NL}}}^{nG1}(k_1, k_2, k_3)) \right. \\
 & \left. \left. + \frac{f_{\text{NL}}^2}{D^2(z)} B_{f_{\text{NL}}}^{nG}(k_1, k_2, k_3) + \frac{g_{\text{NL}}}{D^2(z)} B_{g_{\text{NL}}}^{nG}(k_1, k_2, k_3) \right\} \right], \quad (57)
 \end{aligned}$$

where B_m^G , P_R , $B_{f_{\text{NL}}}^{nG0}$, B_m^{nG} , $B_{f_{\text{NL}}}^{nG1}$, $B_{f_{\text{NL}}}^{nG}$, and $B_{g_{\text{NL}}}^{nG}$ are evaluated at $z = 0$.

From equation (57) it is clear that the contributions from non-Gaussian initial conditions become more and more important as we go to higher redshifts. The new terms that we have derived in this paper, the $B_{f_{\text{NL}}}^{nG}$ and $B_{g_{\text{NL}}}^{nG}$ terms, are even more important than the term derived by Sefusatti & Komatsu (2007), $B_{f_{\text{NL}}}^{nG0}$. This property makes high-redshift galaxy surveys particularly a powerful probe of primordial non-Gaussianity.

Fig. 13 and the middle panel of Fig. 12 show the bispectrum terms at $z = 3$. Note that we use a larger value for the non-linear bias, $b_2/b_1 = 1.5$, in accordance with a halo model (Cooray & Sheth 2002). At this redshift, with $f_{\text{NL}} = 40$ and $g_{\text{NL}} = 10^4$, the g_{NL} and f_{NL}^2 terms dominate over the non-linear effects also in the elongated, folded and isosceles configurations at $k \lesssim 0.01 h \text{ Mpc}^{-1}$, as well as in the squeezed ones. The f_{NL} terms dominate over the non-linear effects on even smaller scales, and the importance of the f_{NL}^2 and g_{NL} terms relative to the f_{NL} term is greater, as expected from their dependence on $D(z)$.

4. DISCUSSION AND CONCLUSIONS

Let us come back to this question, ‘‘can we still use Sefusatti & Komatsu’s equation, Eq. (1), with b_1 replaced by the scale-dependent bias, Eq. (4)?’’ The answer is clearly no: the primordial non-Gaussianity gives the largest signal in the squeezed limit, whereas the non-linear gravitational evolution and non-linear bias give the minimal signals in the same limit. This means that these

effects are physically totally distinct, and thus a mere scale-dependent rescaling of one effect does not give another. Therefore, replacing b_1 in Eq. (1) with the scale-dependent bias in Eq. (4) results in an incorrect prediction. For example, even though we have a term similar to that of the scale-dependent bias, B_m^{nG} , in our final expression of the galaxy bispectrum for the local-type primordial non-Gaussianity, there are many more terms that do not look like the scale-dependent bias that appears in the galaxy power spectrum. Furthermore, B_m^{nG} is by no means the most dominant term.

In this paper, we have derived a general expression for the bispectrum of density peaks in the presence of primordial non-Gaussianity (Eq. (9)), using the MLB formula as well as using the local bias ansatz. This result is general as long as we consider the bispectrum of high density peaks, i.e., $\nu = \delta_c/\sigma_R \gg 1$, which is equivalent to highly biased galaxy populations, $b_1 \gg 1$, on large scales in which the n -point correlation functions are much smaller than unity. (This condition was necessary for us to Taylor expand the exponential in Eq. (6).)

We have applied our formula to the local form of primordial non-Gaussianity in Bardeen’s curvature perturbations, $\Phi = \phi + f_{\text{NL}}\phi^2 + g_{\text{NL}}\phi^3$, and found new terms that are proportional to f_{NL} , f_{NL}^2 and g_{NL} , which were absent in the formula derived by Sefusatti & Komatsu (2007). We have examined the shape and scale dependence of these new terms as well as those of the known terms, and found that the primordial non-Gaussianity contributions yield the largest signals in the squeezed triangle configurations, where the non-linear gravitational evolution and non-linear bias yield the minimal signals.

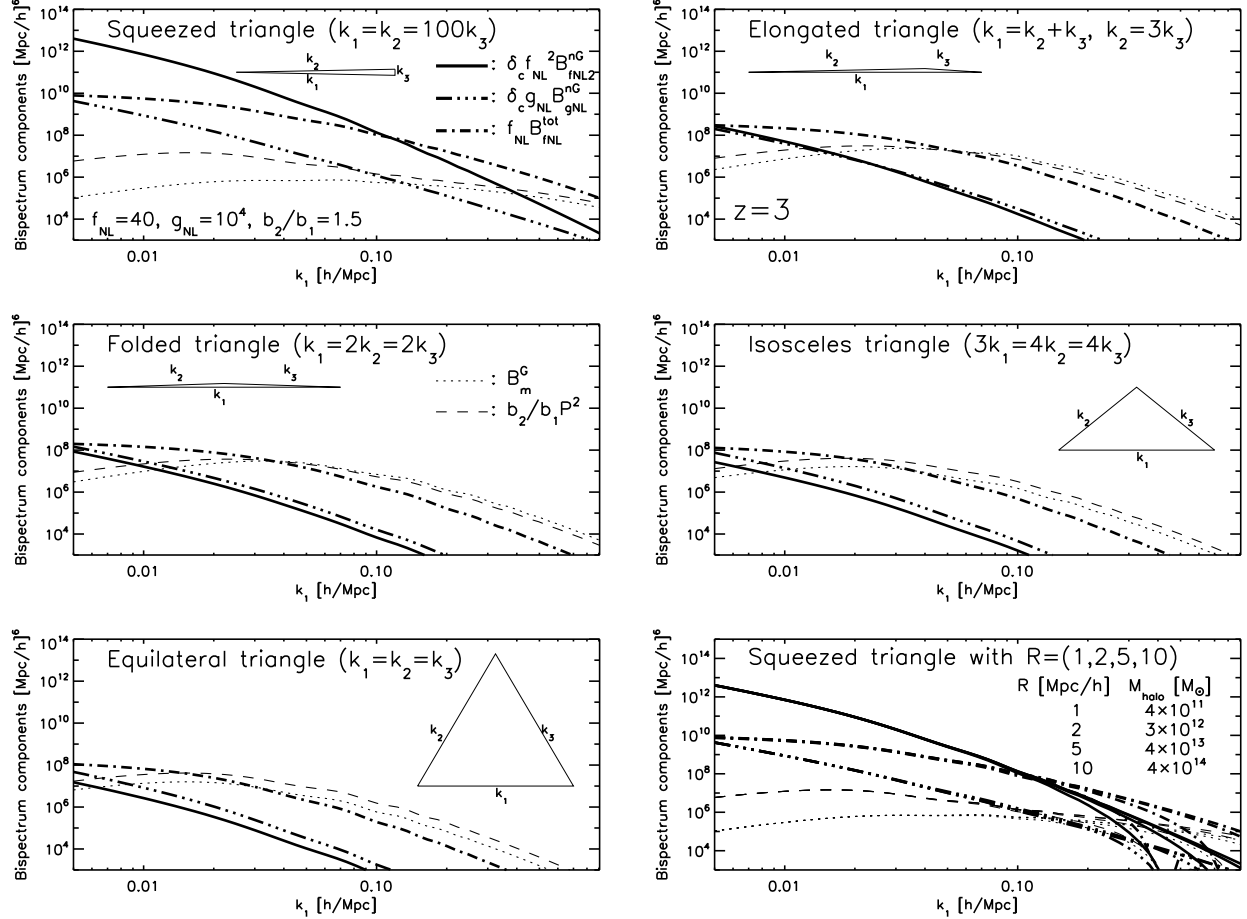


FIG. 13.— Same as Fig. 11, but for $z = 3$ and $b_2/b_1 = 1.5$. The non-Gaussianity parameters, $f_{\text{NL}} = 40$ and $g_{\text{NL}} = 10^4$, are the same as in Fig. 11.

This is a good news: this property enables us to distinguish the primordial and non-primordial effects easily.

The effects of primordial non-Gaussianity on the galaxy bispectrum are more important in a high redshift universe, and thus high-redshift galaxy surveys are particularly a potent probe of the physics of inflation via measurements of primordial non-Gaussianity.

The most significant conclusion of this paper is that, in the squeezed configurations, the f_{NL}^2 term actually dominates over the f_{NL} term by a large factor, and, on large scales, newly derived f_{NL} term dominates over the non linear terms for all configurations. Because of this, the galaxy bispectrum should be more sensitive to f_{NL} than previously recognized: we have found a factor of ~ 15 enhancement for the f_{NL} term studied in Sefusatti & Komatsu (2007). In addition it is also sensitive to a new term, g_{NL} . Figure 14 and the bottom panel of Fig. 12 shows the bispectrum at $z = 3$ with much reduced primordial non-Gaussianity parameters, $f_{\text{NL}} = 4$ and $g_{\text{NL}} = 100$. In the squeezed configurations ($\alpha = 100$), the f_{NL}^2 term is still well above the usual terms from Gaussian initial conditions at $k \lesssim 0.1 h \text{ Mpc}^{-1}$, the f_{NL} term is above at $k \lesssim 0.4 h \text{ Mpc}^{-1}$, and the g_{NL} term is above at $k \lesssim 0.01 h \text{ Mpc}^{-1}$. Even with the milder squeezed limit for $\alpha = 10$, the f_{NL} term still is above the

Gaussian term at $k \lesssim 0.02 h \text{ Mpc}^{-1}$.

The fact that the f_{NL}^2 term dominates in the squeezed limit is particularly interesting, as it provides us with the unique window into the physics of inflation in the following way. Recently, a number of groups (e.g., Boubekeur & Lyth 2006; Huang & Shiu 2006; Byrnes et al. 2006; Buchbinder et al. 2008) have shown that the primordial trispectrum can in general be written as

$$\begin{aligned}
 T_{\Phi}(\mathbf{k}_1, \mathbf{k}_2, \mathbf{k}_3, \mathbf{k}_4) & \\
 &= 6g_{\text{NL}} [P_{\phi}(k_1)P_{\phi}(k_2)P_{\phi}(k_3) + (3 \text{ cyclic})] + \frac{25}{18}\tau_{\text{NL}} \\
 &\quad \times [P_{\phi}(k_1)P_{\phi}(k_2) \{P_{\phi}(k_{13}) + P_{\phi}(k_{14})\} + (11 \text{ cyclic})]
 \end{aligned}
 \tag{18}$$

instead of Eq. (17). Different models of the early universe predict different relations between τ_{NL} and f_{NL} . Therefore, separately detecting the τ_{NL} (i.e., f_{NL}^2) and f_{NL} terms can be a powerful tool for constraining the model of the early universe.

How well one can constrain these parameters with the planned future high-redshift galaxy surveys will be presented in a forthcoming paper.

E.K. would like to thank Kazuya Koyama for useful

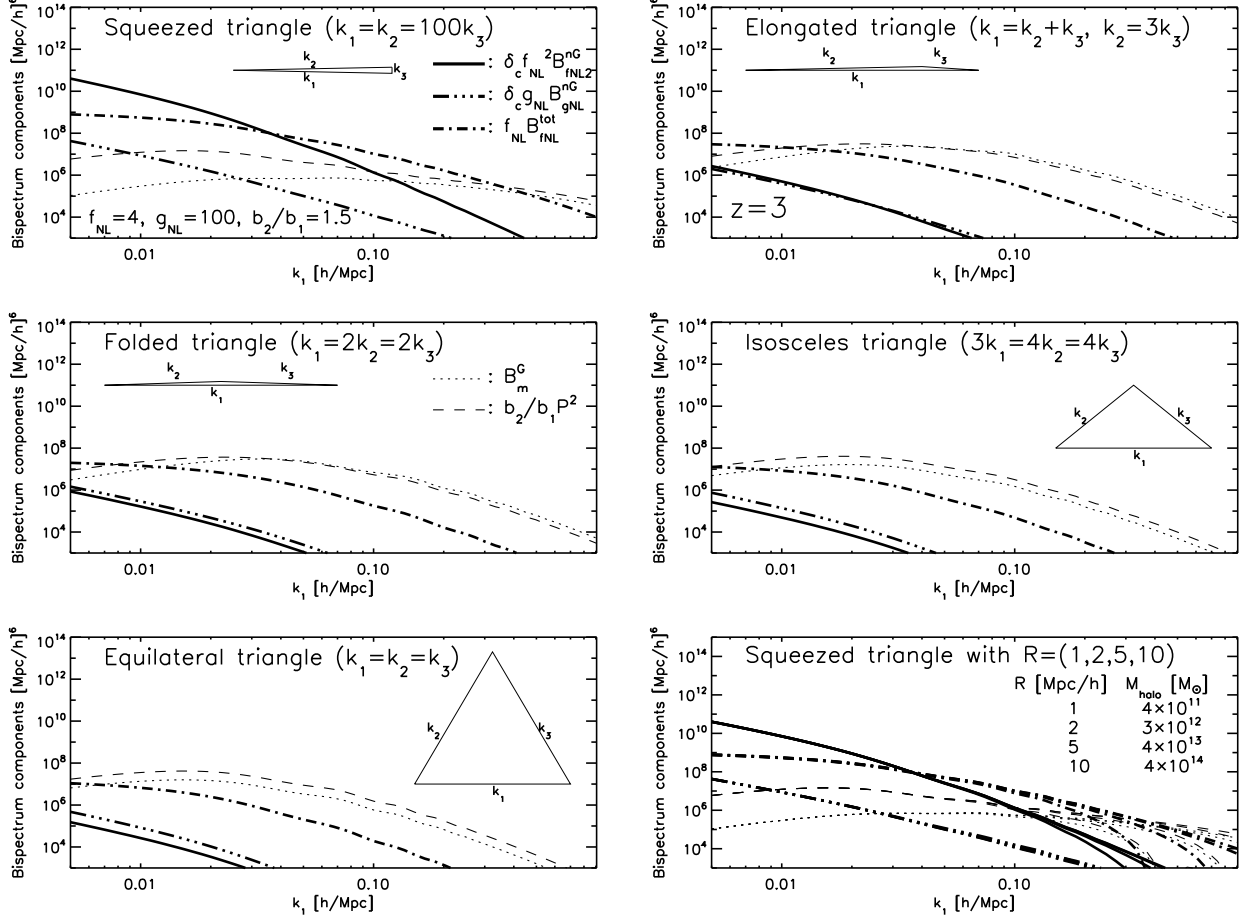


FIG. 14.— Same as Fig. 13, but for smaller non-Gaussianity parameters, $f_{\text{NL}} = 4$ and $g_{\text{NL}} = 100$.

discussions which led to § 2.2, and the organizers for the “Focus Week on Non-Gaussianities in the Sky,” where he received useful comments on the draft of this paper. We also would like to thank Emiliano Sefusatti for useful comments. While we are adding § 2.2 and the additional trispectrum terms, T_R^{1112} , to the first version of the preprint posted to arXiv:0904.0497, Sefusatti (2009), which performed similar calculations, appeared on arXiv:0905.0717. Our alternative derivation given in § 2.2 and additional calculations on T_R^{1112} are indepen-

dent of, and agree with, those given in Sefusatti (2009). This material is based in part upon work supported by the Texas Advanced Research Program under Grant No. 003658-0005-2006, by NASA grants NNX08AM29G and NNX08AL43G, and by NSF grants AST-0807649 and PHY-0758153. E.K. acknowledges support from an Alfred P. Sloan Fellowship. D.J. acknowledges support from a Wendell Gordon Endowed Graduate Fellowship of the University of Texas at Austin.

APPENDIX

A. INTEGRATION OF T_R^{1112}

In the standard perturbation theory, the four-point correlator contained in the definition of T_R^{1112} (see Eq. (26)) is given by⁶

$$\langle \delta^{(1)}(\mathbf{k}_1) \delta^{(1)}(\mathbf{k}_2) \delta^{(1)}(\mathbf{k}_3) \delta^{(2)}(\mathbf{k}_4) \rangle = \int \frac{d^3q}{(2\pi)^3} F_2^{(s)}(\mathbf{q}, \mathbf{k}_4 - \mathbf{q}) \langle \delta^{(1)}(\mathbf{k}_1) \delta^{(1)}(\mathbf{k}_2) \delta^{(1)}(\mathbf{k}_3) \delta^{(1)}(\mathbf{k}_4 - \mathbf{q}) \delta^{(1)}(\mathbf{q}) \rangle. \quad (\text{A1})$$

⁶ Sefusatti (2009) also derived and studied this term independently.

For non-Gaussian density fields, the leading order of Eq. (A1) contains the ensemble average of products of six Gaussian variables, ϕ , which gives products of three power spectra, P_ϕ . We find

$$\begin{aligned}
& \int \frac{d^3q}{(2\pi)^3} F_2^{(s)}(\mathbf{q}, \mathbf{k}_4 - \mathbf{q}) \langle \delta^{(1)}(\mathbf{k}_1) \delta^{(1)}(\mathbf{k}_2) \delta^{(1)}(\mathbf{k}_3) \delta^{(1)}(\mathbf{k}_4 - \mathbf{q}) \delta^{(1)}(\mathbf{q}) \rangle \\
&= \int \frac{d^3q}{(2\pi)^3} F_2^{(s)}(\mathbf{q}, \mathbf{k}_4 - \mathbf{q}) \langle \delta^{(1)}(\mathbf{k}_1) \delta^{(1)}(\mathbf{k}_2) \rangle \langle \delta^{(1)}(\mathbf{k}_3) \delta^{(1)}(\mathbf{k}_4 - \mathbf{q}) \delta^{(1)}(\mathbf{q}) \rangle + (\text{cyclic } 123) \\
&\quad + 2 \int \frac{d^3q}{(2\pi)^3} F_2^{(s)}(\mathbf{q}, \mathbf{k}_4 - \mathbf{q}) \langle \delta^{(1)}(\mathbf{k}_1) \delta^{(1)}(\mathbf{q}) \rangle \langle \delta^{(1)}(\mathbf{k}_2) \delta^{(1)}(\mathbf{k}_3) \delta^{(1)}(\mathbf{k}_4 - \mathbf{q}) \rangle + (\text{cyclic } 123) \\
&= (2\pi)^3 \left[2f_{\text{NL}} P_m(k_1) \mathcal{M}(k_3) \int d^3q \mathcal{M}(q) \mathcal{M}(|\mathbf{k}_4 - \mathbf{q}|) P_\phi(q) \{P_\phi(|\mathbf{k}_4 - \mathbf{q}|) + 2P_\phi(k_3)\} F_2^{(s)}(\mathbf{q}, \mathbf{k}_4 - \mathbf{q}) \delta^D(\mathbf{k}_{12}) \right. \\
&\quad + 4f_{\text{NL}} \mathcal{M}(k_2) \mathcal{M}(k_3) \mathcal{M}(k_{14}) P_m(k_1) F_2^{(s)}(-\mathbf{k}_1, \mathbf{k}_{14}) \\
&\quad \left. \times \{P_\phi(k_2) P_\phi(k_3) + P_\phi(k_2) P_\phi(k_{14}) + P_\phi(k_3) P_\phi(k_{14})\} + (\text{cyclic } 123) \right] \delta^D(\mathbf{k}_{1234}). \tag{A2}
\end{aligned}$$

Therefore, T_R^{1112} is given by

$$\begin{aligned}
& T_R^{1112}(\mathbf{k}_1, \mathbf{k}_2, \mathbf{k}_3, \mathbf{k}_4) \\
&= \tilde{W}_R(k_1) \tilde{W}_R(k_2) \tilde{W}_R(k_3) \tilde{W}_R(k_4) \\
&\quad \times \left[2f_{\text{NL}} P_m(k_1) \mathcal{M}(k_3) \int d^3q \mathcal{M}(q) \mathcal{M}(|\mathbf{k}_4 - \mathbf{q}|) P_\phi(q) \{P_\phi(|\mathbf{k}_4 - \mathbf{q}|) + 2P_\phi(k_3)\} F_2^{(s)}(\mathbf{q}, \mathbf{k}_4 - \mathbf{q}) \delta^D(\mathbf{k}_{12}) \right. \\
&\quad + 4f_{\text{NL}} \mathcal{M}(k_2) \mathcal{M}(k_3) \mathcal{M}(k_{14}) P_m(k_1) F_2^{(s)}(-\mathbf{k}_1, \mathbf{k}_{14}) \\
&\quad \left. \times \{P_\phi(k_2) P_\phi(k_3) + P_\phi(k_2) P_\phi(k_{14}) + P_\phi(k_3) P_\phi(k_{14})\} + (\text{cyclic } 123) \right], \tag{A3}
\end{aligned}$$

where $\mathcal{M}(k) \equiv \mathcal{M}_R(k)/\tilde{W}_R(k)$, $\mathbf{k}_{ij} = \mathbf{k}_i + \mathbf{k}_j$, and (cyclic 123) denotes that the cyclic changes among $(\mathbf{k}_1, \mathbf{k}_2, \mathbf{k}_3)$. We calculate the sum of $\{1112\}$ terms in Eq. (27) by integrating Eq. (A3):

$$\begin{aligned}
& \int \frac{d^3q}{(2\pi)^3} T_R^{(2)}(\mathbf{q}, \mathbf{k}_1 - \mathbf{q}, \mathbf{k}_2, \mathbf{k}_3) \\
&= 8f_{\text{NL}} \tilde{W}_R(k_2) \tilde{W}_R(k_3) \mathcal{M}(k_1) \mathcal{M}(k_2) \mathcal{M}(k_3) \{P_\phi(k_2) P_\phi(k_3) + P_\phi(k_2) P_\phi(k_1) + P_\phi(k_3) P_\phi(k_1)\} \\
&\quad \times \int \frac{d^3q}{(2\pi)^3} \tilde{W}_R(|\mathbf{k}_1 - \mathbf{q}|) \tilde{W}_R(q) P_m(q) F_2^{(s)}(-\mathbf{q}, \mathbf{k}_1) \\
&\quad + 4f_{\text{NL}} \tilde{W}_R(k_2) \tilde{W}_R(k_3) \mathcal{M}(k_1) \left[P_m(k_2) F_2^{(s)}(\mathbf{k}_2, \mathbf{k}_1) + P_m(k_3) F_2^{(s)}(\mathbf{k}_3, \mathbf{k}_1) \right] \\
&\quad \times \int \frac{d^3q}{(2\pi)^3} \tilde{W}_R(|\mathbf{k}_1 - \mathbf{q}|) \tilde{W}_R(q) \mathcal{M}(q) \mathcal{M}(|\mathbf{k}_1 - \mathbf{q}|) \{P_\phi(q) P_\phi(|\mathbf{k}_1 - \mathbf{q}|) + 2P_\phi(q) P_\phi(k_1)\} \\
&\quad + 8f_{\text{NL}} \tilde{W}_R(k_2) \tilde{W}_R(k_3) \mathcal{M}(k_3) P_m(k_2) \int \frac{d^3q}{(2\pi)^3} \tilde{W}_R(|\mathbf{k}_1 - \mathbf{q}|) \tilde{W}_R(q) \mathcal{M}(|\mathbf{k}_1 - \mathbf{q}|) \mathcal{M}(|\mathbf{k}_2 + \mathbf{q}|) F_2^{(s)}(-\mathbf{k}_2, \mathbf{k}_2 + \mathbf{q}) \\
&\quad \times \{P_\phi(k_3) P_\phi(|\mathbf{k}_1 - \mathbf{q}|) + P_\phi(k_3) P_\phi(|\mathbf{k}_2 + \mathbf{q}|) + P_\phi(|\mathbf{k}_1 - \mathbf{q}|) P_\phi(|\mathbf{k}_2 + \mathbf{q}|)\} + (k_2 \leftrightarrow k_3) \\
&\quad + 8f_{\text{NL}} \tilde{W}_R(k_2) \tilde{W}_R(k_3) \mathcal{M}(k_3) \int \frac{d^3q}{(2\pi)^3} \tilde{W}_R(|\mathbf{k}_1 - \mathbf{q}|) \tilde{W}_R(q) \mathcal{M}(|\mathbf{k}_1 - \mathbf{q}|) \mathcal{M}(|\mathbf{k}_2 + \mathbf{q}|) P_m(q) F_2^{(s)}(-\mathbf{q}, \mathbf{k}_2 + \mathbf{q}) \\
&\quad \times \{P_\phi(|\mathbf{k}_1 - \mathbf{q}|) P_\phi(k_3) + P_\phi(|\mathbf{k}_1 - \mathbf{q}|) P_\phi(|\mathbf{k}_2 + \mathbf{q}|) + P_\phi(k_3) P_\phi(|\mathbf{k}_2 + \mathbf{q}|)\} + (k_2 \leftrightarrow k_3) \\
&\quad + 8f_{\text{NL}} \left(\tilde{W}_R(k_2) \tilde{W}_R(k_3) \right)^2 P_m(k_3) \mathcal{M}(k_2) \\
&\quad \times \int \frac{d^3q}{(2\pi)^3} \mathcal{M}(q) \mathcal{M}(|\mathbf{k}_2 - \mathbf{q}|) P_\phi(q) \{P_\phi(|\mathbf{k}_2 - \mathbf{q}|) + 2P_\phi(k_2)\} F_2^{(s)}(\mathbf{q}, \mathbf{k}_2 - \mathbf{q}) + (k_2 \leftrightarrow k_3). \tag{A4}
\end{aligned}$$

B. SUMMARY OF EQUATIONS

As various terms contributing to the galaxy bispectrum are scattered over various places in the paper, we collect them together in this Appendix. For galaxies of size R (or mass $M = (4\pi/3)R^3\bar{\rho}_m$, where $\bar{\rho}_m$ is the cosmic mean

matter density), the galaxy bispectrum at redshift z is given by

$$\begin{aligned}
 B_g(k_1, k_2, k_3, z) = & b_1^3(z) D^4(z) \left[B_m^G(k_1, k_2, k_3) + \frac{b_2(z)}{b_1(z)} \{P_R(k_1)P_R(k_2) + (2 \text{ cyclic})\} + \frac{f_{\text{NL}}}{D(z)} B_{f_{\text{NL}}}^{nG0}(k_1, k_2, k_3) \right. \\
 & + \frac{\tilde{b}_2(z)}{b_1(z)} \left\{ \frac{f_{\text{NL}}}{D(z)} (B_m^{nG}(k_1, k_2, k_3) + 4(\mathcal{G}_R(k_1) + \mathcal{G}_R(k_2) + \mathcal{G}_R(k_3)) B_{f_{\text{NL}}}^{nG0}(k_1, k_2, k_3) + B_{f_{\text{NL}}}^{nG1}(k_1, k_2, k_3)) \right. \\
 & \left. \left. + \frac{f_{\text{NL}}^2}{D^2(z)} B_{f_{\text{NL}}}^{nG}(k_1, k_2, k_3) + \frac{g_{\text{NL}}}{D^2(z)} B_{g_{\text{NL}}}^{nG}(k_1, k_2, k_3) \right\} \right], \quad (\text{B1})
 \end{aligned}$$

where $b_1(z)$ and $b_2(z)$ are the linear and non-linear bias parameters, respectively. As we mentioned in §2, $\tilde{b}_2(z)/b_1(z)$ would be equal to δ_c within the context of the MLB formalism, but the precise value has to be measured from N-body simulations.

Note that the redshift evolution of each term is explicitly given by the powers of the linear growth factor $D(z)$, and various contributions, B_m^G , P_R , B_m^{nG} , $B_{f_{\text{NL}}}^{nG0}$, $B_{f_{\text{NL}}}^{nG1}$, $B_{f_{\text{NL}}}^{nG}$, and $B_{g_{\text{NL}}}^{nG}$, are evaluated at $z = 0$ with

$$B_m^G(k_1, k_2, k_3) = 2F_2^{(s)}(\mathbf{k}_1, \mathbf{k}_2) \tilde{W}_R(k_1) \tilde{W}_R(k_2) \tilde{W}_R(k_3) P_m(k_1) P_m(k_2) + (2 \text{ cyclic}) \quad (\text{B2})$$

$$B_{f_{\text{NL}}}^{nG0}(k_1, k_2, k_3) = 2 \frac{P_R(k_1)}{\mathcal{M}_R(k_1)} \frac{P_R(k_2)}{\mathcal{M}_R(k_2)} \mathcal{M}_R(k_3) + (2 \text{ cyclic}) \quad (\text{B3})$$

$$B_m^{nG}(k_1, k_2, k_3) = 4 \tilde{W}_R(k_1) \tilde{W}_R(k_2) \tilde{W}_R(k_3) \left[\frac{\mathcal{F}_R(k_1)}{\mathcal{M}_R(k_1)} + \frac{\mathcal{F}_R(k_2)}{\mathcal{M}_R(k_2)} \right] P_m(k_1) P_m(k_2) F_2^{(s)}(\mathbf{k}_1, \mathbf{k}_2) + (2 \text{ cyclic}) \quad (\text{B4})$$

$$\begin{aligned}
 B_{f_{\text{NL}}}^{nG1}(k_1, k_2, k_3) \approx & \frac{1}{2\sigma_R^2} \left[8 \tilde{W}_R(k_2) \tilde{W}_R(k_3) P_m(k_2) \mathcal{M}(k_3) P_\phi(k_3) \int \frac{d^3q}{(2\pi)^3} \tilde{W}_R(|\mathbf{k}_1 - \mathbf{q}|) \tilde{W}_R(q) \mathcal{M}(|\mathbf{k}_1 - \mathbf{q}|) \mathcal{M}(|\mathbf{k}_2 + \mathbf{q}|) \right. \\
 & \left. \times [P_\phi(|\mathbf{k}_2 + \mathbf{q}|) + P_\phi(|\mathbf{k}_1 - \mathbf{q}|)] F_2^{(s)}(-\mathbf{k}_2, \mathbf{k}_2 + \mathbf{q}) + (5 \text{ permutation}) \right] \quad (\text{B5})
 \end{aligned}$$

$$\begin{aligned}
 B_{f_{\text{NL}}}^{nG}(k_1, k_2, k_3) \approx & \frac{1}{2\sigma_R^2} \left[8 \mathcal{M}_R(k_2) \mathcal{M}_R(k_3) P_\phi(k_1) [P_\phi(k_2) + P_\phi(k_3)] \int \frac{d^3q}{(2\pi)^3} \mathcal{M}_R(q) \mathcal{M}_R(|\mathbf{k}_1 - \mathbf{q}|) P_\phi(q) + (2 \text{ cyclic}) \right. \\
 & + 4 \mathcal{M}_R(k_2) \mathcal{M}_R(k_3) P_\phi(k_2) P_\phi(k_3) \int \frac{d^3q}{(2\pi)^3} \mathcal{M}_R(q) \mathcal{M}_R(|\mathbf{k}_1 - \mathbf{q}|) \\
 & \left. \times [P_\phi(|\mathbf{k}_2 + \mathbf{q}|) + P_\phi(|\mathbf{k}_3 + \mathbf{q}|)] + (2 \text{ cyclic}) \right] \quad (\text{B6})
 \end{aligned}$$

$$\begin{aligned}
 B_{g_{\text{NL}}}^{nG}(k_1, k_2, k_3) = & \frac{1}{2\sigma_R^2} \left[6 \mathcal{M}_R(k_2) \mathcal{M}_R(k_3) [P_\phi(k_2) + P_\phi(k_3)] \int \frac{d^3q}{(2\pi)^3} \mathcal{M}_R(q) \mathcal{M}_R(|\mathbf{k}_1 - \mathbf{q}|) P_\phi(q) P_\phi(|\mathbf{k}_1 - \mathbf{q}|) + (2 \text{ cyclic}) \right. \\
 & \left. + 12 \mathcal{M}_R(k_2) \mathcal{M}_R(k_3) P_\phi(k_2) P_\phi(k_3) \int \frac{d^3q}{(2\pi)^3} \mathcal{M}_R(q) \mathcal{M}_R(|\mathbf{k}_1 - \mathbf{q}|) P_\phi(q) + (2 \text{ cyclic}) \right]. \quad (\text{B7})
 \end{aligned}$$

Note that we show only dominant terms for $B_{f_{\text{NL}}}^{nG1}$ and $B_{f_{\text{NL}}}^{nG}$ on large scales. One can find the exact definitions in Eq. (29) and Eq. (34). Finally, $\mathcal{F}_R(k)$ and $\mathcal{G}_R(k)$ are defined as follows.

$$\mathcal{F}_R(k) \equiv \frac{1}{2\sigma_R^2} \int \frac{d^3q}{(2\pi)^3} P_\phi(q) \mathcal{M}_R(q) \mathcal{M}_R(|\mathbf{k} - \mathbf{q}|) \left[\frac{P_\phi(|\mathbf{k} - \mathbf{q}|)}{P_\phi(k)} + 2 \right] \quad (\text{B8})$$

$$\mathcal{G}_R(k) \equiv \frac{1}{2\sigma_R^2} \int \frac{d^3q}{(2\pi)^3} \frac{\tilde{W}_R(q) \tilde{W}_R(|\mathbf{k} - \mathbf{q}|)}{\tilde{W}_R(k)} P_m(q) F_2^{(s)}(\mathbf{k}, -\mathbf{q}) \quad (\text{B9})$$

REFERENCES

- Afshordi, N. & Tolley, A. J. 2008, *Phys. Rev. D*, 78, 123507
 Bartolo, N., Komatsu, E., Matarrese, S., & Riotto, A. 2004, *Phys. Rept.*, 402, 103
 Bernardeau, F., Colombi, S., Gaztañaga, E., & Scoccimarro, R. 2002, *Phys. Rep.*, 367, 1
 Boubekeur, L. & Lyth, D. H. 2006, *Phys. Rev. D*, 73, 021301
 Buchbinder, E. I., Khoury, J., & Ovrut, B. A. 2008, *Phys. Rev. Lett.*, 100, 171302
 Byrnes, C. T., Sasaki, M., & Wands, D. 2006, *Phys. Rev. D*, 74, 123519
 Cooray, A. & Sheth, R. 2002, *Phys. Rep.*, 372, 1
 Curto, A., Martinez-Gonzalez, E., & Barreiro, R. B. 2009, *ArXiv e-prints*
 Dalal, N., Doré, O., Huterer, D., & Shirokov, A. 2008, *Phys. Rev. D*, 77, 123514
 Desjacques, V., Seljak, U., & Iliev, I. T. 2008, *ArXiv e-prints*
 Fry, J. N. & Gaztanaga, E. 1993, *ApJ*, 413, 447
 Gangui, A., Lucchin, F., Matarrese, S., & Mollerach, S. 1994, *ApJ*, 430, 447
 Grinstein, B. & Wise, M. B. 1986, *ApJ*, 310, 19
 Grossi, M., Verde, L., Carbone, C., Dolag, K., Branchini, E., Iannuzzi, F., Matarrese, S., & Moscardini, L. 2009, *ArXiv e-prints*
 Huang, M.-X. & Shiu, G. 2006, *Phys. Rev. D*, 74, 121301
 Jeong, D. & Komatsu, E. 2009, *ApJ*, 691, 569
 Kogo, N. & Komatsu, E. 2006, *Phys. Rev.*, D73, 083007

- Komatsu, E. 2001, ArXiv Astrophysics e-prints, ph.D. thesis at Tohoku University (astro-ph/0206039)
- Komatsu, E. & Spergel, D. N. 2001, Phys. Rev. D, 63, 63002
- Komatsu, E., et al. 2009, ApJS, 180, 330
- Matarrese, S., Lucchin, F., & Bonometto, S. A. 1986, ApJ, 310, L21
- Matarrese, S. & Verde, L. 2008, ApJ, 677, L77
- McDonald, P. 2008, Phys. Rev. D, 78, 123519
- Mo, H. J. & White, S. D. M. 1996, MNRAS, 282, 347
- Okamoto, T. & Hu, W. 2002, Phys. Rev. D, 66, 063008
- Peebles, P. J. E. 1980, The large-scale structure of the universe (Research supported by the National Science Foundation. Princeton, N.J., Princeton University Press, 1980. 435 p.)
- Pillepich, A., Porciani, C., & Hahn, O. 2008, ArXiv e-prints
- Politzer, H. D. & Wise, M. B. 1984, ApJ, 285, L1
- Salopek, D. S. & Bond, J. R. 1990, Phys. Rev. D, 42, 3936
- Scoccimarro, R., Sefusatti, E., & Zaldarriaga, M. 2004, Phys. Rev. D, 69, 103513
- Sefusatti, E. 2009, ArXiv e-prints
- Sefusatti, E. & Komatsu, E. 2007, Phys. Rev. D, 76, 083004
- Slosar, A., Hirata, C., Seljak, U., Ho, S., & Padmanabhan, N. 2008, Journal of Cosmology and Astro-Particle Physics, 8, 31
- Smith, K. M., Senatore, L., & Zaldarriaga, M. 2009, ArXiv e-prints
- Taruya, A., Koyama, K., & Matsubara, T. 2008, Phys. Rev. D, 78, 123534
- Verde, L., Wang, L., Heavens, A. F., & Kamionkowski, M. 2000, MNRAS, 313, 141