

The Population of Viscosity– and Gravitational Wave–Driven Supermassive Black Hole Binaries Among Luminous AGN

Zoltán Haiman,¹ Bence Kocsis,^{2,3,4} and Kristen Menou,¹

¹*Department of Astronomy, Columbia University, 550 W120th St., New York, NY 10027*

²*Harvard-Smithsonian Center for Astrophysics, 60 Garden St., Cambridge, MA 02138*

³*Institute for Advanced Study, Einstein Dr., Princeton, NJ 08540*

⁴*Institute of Physics, Eötvös University, Pázmány P. s. 1/A, 1117 Budapest, Hungary*

ABSTRACT

Supermassive black hole binaries (SMBHBs) in galactic nuclei are thought to be a common by–product of major galaxy mergers. We use simple disk models for the circumbinary gas and for the binary–disk interaction to follow the orbital decay of SMBHBs with a range of total masses (M) and mass ratios (q), through physically distinct regions of the disk, until gravitational waves (GWs) take over their evolution. Prior to the GW–driven phase, the viscous decay is generically in the stalled “secondary–dominated” regime. SMBHBs spend a non–negligible fraction of a fiducial time of 10^7 years at orbital periods between days $\lesssim t_{\text{orb}} \lesssim$ year, and we argue that they may be sufficiently common to be detectable, provided they are luminous during these stages. A dedicated optical or X–ray survey could identify coalescing SMBHBs statistically, as a population of periodically variable quasars, whose abundance obeys the scaling $N_{\text{var}} \propto t_{\text{var}}^\alpha$ within a range of periods around $t_{\text{var}} \sim$ tens of weeks. SMBHBs with $M \lesssim 10^7 M_\odot$, with $0.5 \lesssim \alpha \lesssim 1.5$, would probe the physics of viscous orbital decay, whereas the detection of a population of higher–mass binaries, with $\alpha = 8/3$, would confirm that their decay is driven by GWs. The lowest mass SMBHBs ($M \lesssim 10^{5-6} M_\odot$) enter the GW–driven regime at short orbital periods, when they are already in the frequency band of the *Laser Interferometric Space Antenna (LISA)*. While viscous processes are negligible in the last few years of coalescence, they could reduce the amplitude of any unresolved background due to near–stationary *LISA* sources. We discuss modest constraints on the SMBHB population already available from existing data, and the sensitivity and sky coverage requirements for a detection in future surveys. SMBHBs may also be identified from velocity shifts in their spectra; we discuss the expected abundance of SMBHBs as a function of their orbital velocity.

Subject headings: black hole physics – galaxies: nuclei – gravitational waves

1. Introduction

Supermassive black holes (SMBHs) appear to be present in the nucleus of most, and perhaps all, nearby galaxies (see, e.g., reviews by Kormendy & Richstone 1995 and Ferrarese & Ford 2005). The correlations between the masses of the SMBHs and various global properties of the host galaxies suggest that evolution of SMBHs is closely related to the evolution of galaxies. In particular, in hierarchical structure formation models, galaxies are built up by mergers between lower-mass progenitors. Each merger event is expected to deliver the nuclear SMBHs (e.g. Springel, Di Matteo & Hernquist 2005; Robertson et al. 2006), along with a significant amount of gas (Barnes & Hernquist 1992), to the central regions of the new post-merger galaxy.

There is some evidence for nuclear supermassive black hole binaries (SMBHBs), which would be expected to be produced in galaxy mergers. Direct X-ray imaging of an active nucleus (Komossa et al. 2003) has revealed a SMBH binary at a separation of ~ 1 kpc, and Boroson & Lauer (2009) recently identified a candidate SMBHB, at $\sim 10^4$ times smaller separation, from its optical spectrum. A radio galaxy is also known to have a double core with a projected separation of ~ 10 pc (Rodriguez et al. 2006), and several other observations of radio galaxies, such as the wiggled shape of jets indicating precession (e.g. Roos, Kaastra & Hummel 1993), the X-shaped morphologies of radio lobes (e.g. Merritt & Ekers 2002; Liu 2004), the interruption and recurrence of activity in double-double radio galaxies (e.g. Schoenmakers 2000; Liu, Wu & Cao 2003), and the elliptical motion of the unresolved core of 3C66B (Sudou et al. 2003)¹ have all been interpreted as indirect evidence for SMBH binaries down to sub-pc scales.

Two interesting conclusions may be inferred from the above observations. First, while there is evidence for a handful of nuclear SMBHBs, these objects appear to be rare. This suggests that if binaries do form frequently, then they coalesce (or at least their orbital separation decays to undetectably small values) in a small fraction of the Hubble time. Second, SMBHBs can apparently produce bright emission, with a luminosity comparable to active galactic nuclei (AGN), before they coalesce. In general, the circumbinary gas, delivered to the nucleus in galactic mergers, can both play a catalyst role in driving rapid SMBHB coalescence (Begelman, Blandford, & Rees 1980; Gould & Rix 2000; Escala et al. 2004), and could also accrete onto one or both SMBHs, accounting for bright emission during the orbital decay.

¹The lack of any modulation in arrival times for radio pulsars suggests that the elliptical motion of the last source has a different origin; see § 3.3 below.

The dense nuclear gas around the BH binary is expected to cool rapidly, and settle into a rotationally supported, circumbinary disk (e.g. Barnes 2002; Escala et al. 2005). The dynamical evolution of a SMBHB embedded in such a thin disk has been studied in various idealized configurations (e.g. Armitage & Natarajan 2002; Liu, Wu & Cao 2003; Milosavljevic & Phinney 2005; Dotti et al. 2006; MacFadyen & Milosavljević 2008; Hayasaki 2009; Cuadra et al. 2009). The generic conclusion of these studies is that initially, the orbital decay is relatively slow, and is dominated by viscous angular momentum exchange with the gas disk, whereas at small separations, the decay is much more rapid, and is eventually dominated by gravitational wave (GW) emission.

Whether the decaying SMBHBs produce bright electromagnetic (EM) emission is comparatively much less well understood. If the disk is thin, the torques from the binary create a central cavity, nearly devoid of gas, within a region about twice the orbital separation (for a nearly equal-mass binary, e.g. Artymowicz & Lubow 1994), or a narrower gap around the orbit of the lower-mass BH in the case of unequal masses $q \equiv M_2/M_1 \ll 1$ (e.g. Armitage & Natarajan 2002). In the latter case, the lower-mass hole “ushers” the gas inward as its orbit decays, producing a prompt and luminous signal during coalescence. In the former case, if the central cavity were indeed truly empty, no gas would reach the SMBHBs, and bright emission could not be produced. However, numerical simulations suggest residual gas inflow into the cavity (Artymowicz & Lubow 1996; MacFadyen & Milosavljević 2008; Hayasaki et al. 2007, 2008; Cuadra et al. 2009), which may plausibly accrete onto the BHs, producing non-negligible EM emission.² Finally, SMBHBs recoil at the time of their coalescence due to the emission of gravitational waves (Blanchet, Qusailah & Will 2005). The gas disk will respond promptly (on the local orbital timescale) to such a kick, which may produce shocks, and transient EM emission, after coalescence (Lippai, Frei & Haiman 2008a; Schnittman & Krolik 2008; Shields & Bonning 2008). The kick, however, can begin building up during the late inspiral phase (Schnittman et al. 2008), possibly resulting in some emission even before the final coalescence. During the late stages of coalescence, emission may also be produced by viscous heating of the disk by the GWs themselves (Kocsis & Loeb 2008).

The luminosity, spectrum, and time-evolution of any EM emission produced by coalescing SMBHBs, especially during the last, GW-driven stages, remains uncertain. *However,*

²This would be followed by an X-ray “afterglow” $\sim 7(1+z)(M/10^6 M_\odot)^{1.32}$ yr after the coalescence, caused by the gas outside the cavity falling in, after a delay set by the disk viscous time (Liu, Wu & Cao 2003; Milosavljevic & Phinney 2005). Such an afterglow is interesting, for example for a follow-up to SMBH merger events detected by the *Laser Interferometric Space Antenna (LISA)*, but not relevant to the idea proposed in the present paper.

any emission produced during the inspiral stage is likely to be variable. For example, recent numerical simulations of an equal-mass binary on parsec scales (MacFadyen & Milosavljević 2008), and of both equal and unequal-mass binaries on sub-parsec scales (Hayasaki et al. 2007, 2008; Cuadra et al. 2009) find that the circumbinary gas disk is perturbed into eccentric orbits by the rotating quadrupole potential of the binary, and that the rate of residual accretion across the edge of the cavity is modulated, tracking the orbital period. The luminosity is likely to be directly tied to the mass accretion rate, and therefore may vary periodically. However, even if the gas accretion rate were steady, one would expect periodic flux variations, due to the orbital motion of the binary (Kocsis & Loeb, in preparation).

In this paper, we address the question: *Given their expected rate of orbital decay, could the population of coalescing SMBHBs be identified statistically in an observational survey for periodically variable sources?* Given that the interpretation of individual SMBHB candidates have so far remained ambiguous, with alternative explanations possible for each source, the potential for such a statistical identification should be explored.

To answer this question, we first utilize steady-state thin disk models to study the orbital decay of a SMBHB, embedded in a circumbinary disk. The decay is described by the residence time $t_{\text{res}} \equiv -R(dR/dt)^{-1}$ the sources spend at each orbital radius R , or at the corresponding orbital timescale t_{orb} . In the limiting case of a purely GW-driven evolution, which becomes valid at small orbital separations (typically at \lesssim several $\times 10^2$ Schwarzschild radii, but with large variations; see below) and remains valid until the final minutes of the merger (the so-called “plunge” stage), the residence time is given by $t_{\text{res}} = t_{\text{GW}} \propto t_{\text{orb}}^{8/3}$. At larger separations, the viscous interaction between the binary and the disk drives the binary evolution. The residence time in this regime becomes dependent on assumptions about the properties of the disk and the nature of the binary-disk interaction, which we will explore in this paper. In general, $t_{\text{res}} \propto t_{\text{var}}^\alpha$, with the generic value of α well below $8/3$ – significantly flatter than the t_{res} vs. t_{orb} relation in the GW-driven stage.

We then hypothesize that (i) non-negligible emission (at a fair fraction of the Eddington luminosity) is maintained throughout the orbital decay, and (ii) the luminosity varies periodically on the orbital time-scale. The first assumption allows us to identify coalescing SMBHBs with luminous quasars. The second assumption implies that as the orbit of a binary decays, its variability timescale decreases. Among sources at redshift z with similar inferred BH masses, the observed incidence rate f_{var} of periodic variability on the time-scale $t_{\text{var}} \sim (1+z)t_{\text{orb}}$, is then proportional to the residence time $t_{\text{res}} = t_{\text{res}}(t_{\text{var}})$. At short periods, the f_{var} could therefore show a characteristic power-law dependence on t_{var} indicative of a GW-driven evolution, whereas at longer periods (and, as we will discuss, for lower BH

masses) the dependence will be flatter, due to viscosity–driven evolution.³

We quantify the requirements that such periodically variable sources be identifiable, based on their incidence rate, in an optical or X–ray survey. Luminosity variations at a fraction $f_{\text{Edd}} \lesssim 0.01$ of the Eddington luminosity would correspond to a periodically varying flux component with amplitude $(f_{\text{Edd}}/0.01)(M_{\text{bh}}/3 \times 10^7 M_{\odot})10^{-15} \text{ erg s}^{-1} \text{ cm}^{-2}$ for BHBs at $z = 2$, or to $i \approx 26 + 2.5 \log[(f_{\text{Edd}}/0.01)(M_{\text{BH}}/3 \times 10^7 M_{\odot})^{-1}]$ magnitudes in the optical. We find that these periodic sources are either too faint or too rare to have been found in existing variability surveys. However, if the overall luminosity is indeed a non–negligible fraction of the binary’s Eddington luminosity, then a long–duration future survey, sensitive to periods of weeks to tens of weeks, could look for periodically variable sources, and identify a population of sources obeying well–defined scaling laws.

The discovery of a population of such periodically variable sources could have several implications. At long periods and low BH masses, the scaling index α between the residence time and the period $t_{\text{res}} \propto t_{\text{orb}}^{\alpha}$ will probe the physics of the circumbinary accretion disk and viscous orbital decay. At shorter periods and higher masses (roughly, at $t_{\text{orb}} <$ few weeks for $M > 10^7 M_{\odot}$), the identification of a $f_{\text{var}} \propto t_{\text{orb}}^{8/3}$ power–law would confirm that the orbital decay is driven by GWs. This would amount to an indirect, statistical detection of GW–driven SMBHBs, independent of any direct detection of GWs by *LISA*. This would also confirm that circumbinary gas is present at small orbital radii and is being perturbed by the BHs – and would thus serve as a proof of concept for finding *LISA* electromagnetic counterparts.

The rest of this paper is organized as follows. In § 2, we discuss the evolution of binaries with different masses and mass–ratios, embedded in a circumbinary gas disk. We describe simplified models for the disk and for the binary–disk interaction, and emphasize that the binaries probe the distinct physical regimes in the disk, before GWs take over their evolution. In § 3, we discuss the possibility of searching for a population of coalescing SMBHBs among a catalog of luminous quasars, either based on their variability, or on shifts of their spectral lines. We discuss modest constraints available from existing surveys, and comment on specific recently detected individual SMBHB candidates. We then quantify the requirements for a detection in a future survey. In § 4, we briefly summarize our results and offer our conclusions. When necessary in this paper, we adopt the background cosmological parameters $\Omega_m = 0.3$, $\Omega_{\Lambda} = 0.7$, and $H_0 = 70 \text{ km s}^{-1} \text{ Mpc}^{-1}$ (Dunkley et al. 2009).

³Throughout this manuscript, we will use the term “viscosity–driven evolution” to refer to the exchange of angular momentum and energy in the binary–disk system that arises from the combination of gas viscosity and the tidal torques from the binary.

2. Binary Evolution

In this section, we describe the evolution of the orbital separation of a SMBH binary. The basic picture we adopt is that the binary is embedded in a thin circumbinary disk, with the plane of the disk aligned with the binary’s orbit (Bardeen & Peterson 1975; Ivanov, Papaloizou, & Polnarev 1999). Initially, the orbital decay is dominated by viscous angular momentum exchange with the gas disk. However, the time-scale for viscous decay decreases relatively slowly as the orbital separation R decreases ($t_{\text{res}} \propto R^{1/2} - R^{11/4}$; see below) whereas the time-scale to decay due to gravitational radiation decreases steeply ($t_{\text{GW}} \propto R^4$). Therefore, generically, there exists a critical orbital radius R_{crit} , below which the decay is dominated by gravitational radiation.

To describe the evolution quantitatively, we make several simplifying assumptions. The circumbinary gas is assumed to form a standard geometrically thin, optically thick, radiatively efficient, steady-state accretion disk (Shakura & Sunyaev 1973). We assume zero eccentricity for both the binary and for the disk (justified by Dotti et al. 2006, however see Armitage & Natarajan 2005; MacFadyen & Milosavljević 2008; Dotti et al. 2008; Hayasaki et al. 2007; Cuadra et al. 2009), and we assume co-planarity between the disk and the binary (Bardeen & Peterson 1975; Ivanov, Papaloizou, & Polnarev 1999). All of these assumptions may fail in the late stages of the merger (even before GW-driven decay begins). However, under these assumptions, the disk structure and the orbital decay have simple limiting power-law solutions, with the power-law indices depending on the choice for the underlying physics. These solutions are useful to describe the possible evolution of the binary, and to illustrate the point that the decay rate is generically a different – much flatter – function of t_{orb} than the $t_{\text{GW}} \propto t_{\text{orb}}^{8/3}$ behavior in the GW-driven case.

We emphasize that our aim here is not to provide accurate, self-consistent solutions for the co-evolution of the SMBH binary and circumbinary disk. Rather, we derive only gross scaling laws in various regimes – our main point is that these regimes and associated uncertainties, which are large, can in principle be probed observationally.

2.1. Notation

We adopt the following notation throughout this paper. We refer the reader to Shapiro & Teukolsky (1986) and Frank et al. (2002) for general introductions to accretion disks.

- *Physical constants:* G is the gravitational constant; c is the speed of light; k_B is the Boltzmann constant; σ_{SB} is the Stefan–Boltzmann constant; σ_T is the Thompson

cross section; $\mu_e = n_e m_H / \rho$ is the mean mass per electron in units of hydrogen atom mass, m_H , which satisfies $\mu_e = (1 + X_H)/2$ for a fully ionized gas of both hydrogen and helium; X_H is the mass fraction of hydrogen; $\mu_0 = 2/(3X_H + 1)$ is the mean molecular weight; $\kappa_{\text{es}} = \mu_e \sigma_T / m_H$ is the electron scattering opacity; and $\kappa_{\text{ff}} = (8 \times 10^{22} \text{cm}^2 \text{g}^{-1}) \mu_e [\rho / (\text{g cm}^{-3})] (T/\text{K})^{-7/2}$ is the Rosseland mean absorption opacity in the free–free regime (Padmanabhan 2002; Rybicki & Lightman 1986; Shapiro & Teukolsky 1986).

- *BH parameters:* M_1 and M_2 are the individual BH masses; $M = M_1 + M_2$ is the total BH mass; $q = M_2/M_1 \leq 1$ is the mass ratio; $q_s = 4q/(1+q)^2$ is the normalized symmetric mass ratio; $\mu = q_s M/4$ is the reduced mass; R is the binary separation; $R_0 = R/(1+q)$ is the location of the lower–mass secondary, measured from the center of mass of the binary; $R_S = 2GM/c^2$ is the Schwarzschild radius corresponding to the total mass; $L_{\text{Edd}} = 4\pi G c \kappa_{\text{es}}^{-1} M$ is the Eddington luminosity for a BH of mass M ; $\dot{M}_{\text{Edd}} \equiv L_{\text{Edd}}/(\epsilon c^2)$ is the Eddington accretion rate with a radiative efficiency ϵ ; and $t_{\text{Edd}} \equiv M/\dot{M}_{\text{Edd}} = \kappa_{\text{es}} \epsilon c / (4\pi G) = (3.94 \times 10^7 \text{yr}) \times \tilde{\mu}_e \epsilon_{0.1}$ is the characteristic time–scale associated with Eddington accretion.
- *Disk parameters:* H is the vertical scale height (the effective geometrical semi–thickness of the disk); ρ is the volumic gas density; $\Sigma = \rho/(2H)$ is the surface density; P_{gas} is the gas pressure; P_{rad} is the radiation pressure; $P = P_{\text{rad}} + P_{\text{gas}}$ is the total pressure; $\beta \equiv P_{\text{gas}}/(P_{\text{rad}} + P_{\text{gas}})$; T is the (midplane) gas temperature; T_{eff} is the effective temperature defined such that the locally emitted flux through an infinitesimal disk surface element is $\sigma_{\text{SB}} T_{\text{eff}}^4$; $\Omega(r)$ is the Keplerian orbital angular velocity; R_λ is the outer radius of the gap in the punctured circumbinary disk, measured from the center of mass of the binary; η is the anomalous dynamical viscosity; $\nu = \eta/\rho$ is the anomalous kinematic viscosity; α is the standard viscosity parameter of thin accretion disks; b is a constant, either 0 or 1, determining whether viscosity scales with the total or just the gas pressure, so that $\eta \equiv \alpha P \beta^b \Omega^{-1}$; κ is the opacity of the disk material; $\tau = (1/2)\kappa\Sigma$ is the vertical optical depth; and f_T is a constant defined such that $f_T = \tau^{-1} T^4 / T_{\text{eff}}^4$. Quantities with a λ subscript (e.g. $\Omega_\lambda, \Sigma_\lambda, H_\lambda$) denote parameters in a steady–state disk around a single unperturbed accreting BH, computed at the radius R_λ . Similarly, quantities with a 0 subscript are evaluated at the position of the secondary R_0 .

With the above definitions, we proceed to define the dimensionless quantities $r = R/R_S$, $r_3 = r/10^3$, $M_7 = M/(10^7 M_\odot)$, $\dot{m} = \dot{M}/\dot{M}_{\text{Edd}}$, $\dot{m}_{0.1} = \dot{m}/0.1$, $\alpha_{0.3} = \alpha/0.3$, $\epsilon_{0.1} = \epsilon/0.1$, $\lambda = R_\lambda/R$, $\tilde{\kappa}_{\text{es}} = \kappa/\kappa_{\text{es}}$, and $\tilde{\kappa}_{\text{ff}} = \kappa/\kappa_{\text{ff}}$. Note that radii are measured from the center of mass of the binary. We adopt the set of fiducial values $X_H = 0.75$, $\mu_e = 0.875$, $\mu_0 = 0.615$, $f_T = 3/4$,

⁴ and denote values relative to these fiducial choices with a tilde, e.g. $\tilde{\mu}_e = \mu_e/0.875$. Our fiducial binary+disk model is therefore chosen to be $\tilde{\mu}_e = \tilde{\mu}_0 = \tilde{f}_T = q = q_s = M_7 = \dot{m}_{0.1} = \epsilon_{0.1} = \alpha_{0.3} = \lambda = 1$. Since all of our expressions can be written as products of power-laws in the physical parameters, the resulting expressions become tractable in these units.

2.2. Thin Disk Models

We next collect the basic expressions from the literature for accretion disk models under different physical conditions. We quote the equations for a range of different steady thin disks, valid for a single accreting BH (Shakura & Sunyaev 1973). We distinguish several cases: *(i)* whether the radiation or gas pressure provides the dominant vertical support, *(ii)* whether the opacity is dominated by electron scattering, κ_{es} , or free-free absorption, κ_{ff} , and *(iii)* whether the viscosity η is proportional to the total pressure or the gas pressure (also known as α and β disk models, respectively). Based on these choices, the accretion disk can be divided radially into three distinct regions (Shapiro & Teukolsky 1986):

1. *Inner region:* Radiation pressure and electron-scattering opacity dominate, $P \approx P_{\text{rad}}$, $\tilde{\kappa}_{\text{es}} \approx 1$, valid inside $r_3 \ll r_3^{\text{gas/rad}}$ where $r_3^{\text{gas/rad}}$ is defined in equations (12) and (13) below.
2. *Middle region:* Gas pressure and electron-scattering opacity dominate, $P \approx P_{\text{gas}}$, $\tilde{\kappa}_{\text{es}} \approx 1$, valid between $r_3^{\text{gas/rad}} \ll r_3 \lesssim r_3^{\text{es/ff}}$, where $r_3^{\text{es/ff}}$ is defined in equation (14) below.
3. *Outer region:* Gas pressure and free-free opacity dominate, $P \approx P_{\text{gas}}$, $\tilde{\kappa}_{\text{ff}} \approx 1$, valid outside of $r_3 \gtrsim r_3^{\text{es/ff}}$.

In region (1), it makes a difference whether the viscosity is proportional to the total pressure or just the gas pressure, labeled below by $b = 0$ or 1 , (i.e. α or β disk) respectively. In all cases, we assume that the disk is optically thick, i.e. $\tau \gg 1$. We obtain $\Sigma(r)$ and $H(r)$ following Goodman (2003) or Goodman & Tan (2004),

$$\Sigma(r) = \frac{2^{4/5}}{3\pi^{3/5}} \sigma_{\text{SB}}^{1/5} \left(\frac{\mu_0 m_{\text{H}}}{k_{\text{B}}} \right)^{4/5} f_T^{-2} \alpha^{-4/5} \kappa^{-1/5} \dot{M}^{3/5} \Omega^{2/5} \beta^{-(4/5)(b-1)}, \quad (1)$$

⁴The choice $f_T = 3/4$ is appropriate for a one-zone model where all the energy is dissipated near the midplane and the opacity is constant vertically (Shapiro & Teukolsky 1986; Frank et al. 2002; Armitage 2007). For reference, we note that Goodman (2003) and Sirko & Goodman (2003) adopt different values of $f_T = 1$ and $f_T = 3/8$, respectively.

$$H(r) = \frac{f_T \kappa \dot{M}}{2\pi c(1 - \beta)}. \quad (2)$$

where $b = 0$ or 1 , and the radial dependence is implicit in Ω and β . Here, $\beta(r) \equiv P_{\text{gas}}/(P_{\text{rad}} + P_{\text{gas}})$ which satisfies

$$\frac{\beta^{(1/2)+(1/10)(b-1)}}{1 - \beta} = 2^{3/5} \pi^{4/5} c \sigma_{\text{SB}}^{-1/10} \left(\frac{k_{\text{B}}}{\mu_0 m_{\text{H}}} \right)^{2/5} \alpha^{-1/10} \kappa^{-9/10} \dot{M}^{-4/5} \Omega^{-7/10}. \quad (3)$$

The asymptotic limits of equations (1) and (2) can be obtained in regions (1–3), using equation (3). The results are

Inner region:

$$\Sigma(r) = (1.63 \times 10^5 \text{ g cm}^{-2}) \mu_0^{4/5} \mu_e^{-4/5} \tilde{\kappa}_{\text{es}}^{-1/5} f_T^{-2} \alpha_{0.3}^{-4/5} \left(\frac{\dot{m}}{\epsilon_{0.1}} \right)^{3/5} M_7^{1/5} r_3^{-3/5} \quad \text{if } b = 1, \quad (4)$$

$$= (2.50 \times 10^4 \text{ g cm}^{-2}) \mu_e^{-1} \tilde{\kappa}_{\text{es}}^{-2} f_T^{-2} \alpha_{0.3}^{-1} \left(\frac{\dot{m}}{\epsilon_{0.1}} \right)^{-1} r_3^{3/2} \quad \text{if } b = 0, \quad (5)$$

$$H(r) = (10.0 R_S) f_T \frac{\dot{m}}{\epsilon_{0.1}} \quad \text{for arbitrary } b. \quad (6)$$

Middle region:

$$\Sigma(r) = (1.63 \times 10^5 \text{ g cm}^{-2}) \mu_0^{4/5} \mu_e^{-4/5} \tilde{\kappa}_{\text{es}}^{-1/5} f_T^{-2} \alpha_{0.3}^{-4/5} \left(\frac{\dot{m}}{\epsilon_{0.1}} \right)^{3/5} M_7^{1/5} r_3^{-3/5}, \quad (7)$$

$$H(r) = (3.11 R_S) \mu_e^{-1/10} \mu_0^{-2/5} \tilde{\kappa}_{\text{es}}^{1/10} f_T \alpha_{0.3}^{-1/10} \left(\frac{\dot{m}}{\epsilon_{0.1}} \right)^{1/5} M_7^{-1/10} r_3^{21/20}. \quad (8)$$

Outer region:

$$\Sigma(r) = (2.61 \times 10^5 \text{ g cm}^{-2}) \mu_e^{-4/5} \mu_0^{3/4} \tilde{\kappa}_{\text{ff}}^{-1/10} f_T^{-143/80} \alpha_{0.3}^{-4/5} \left(\frac{\dot{m}}{\epsilon_{0.1}} \right)^{7/10} M_7^{1/5} r_3^{-3/4}, \quad (9)$$

$$H(r) = (3.08 R_S) \mu_e^{-1/10} \mu_0^{-3/8} \tilde{\kappa}_{\text{ff}}^{1/20} f_T^{143/160} \alpha_{0.3}^{-1/10} \left(\frac{\dot{m}}{\epsilon_{0.1}} \right)^{3/20} M_7^{-1/10} r_3^{9/8}. \quad (10)$$

The boundaries between the inner/middle and middle/outer regions can be found from equations (1)-(3), by requiring $P_{\text{gas}} = P_{\text{rad}}$ and $\kappa_{\text{ff}} = \kappa_{\text{es}}$, respectively. Note that $\kappa_{\text{ff}}(r) \propto \rho T^{7/2}$ depends on radius implicitly through the density and the temperature. Using the (mid-plane) temperature given by Goodman & Tan (2004),

$$T(r) = (16\pi^2)^{-1/5} \left(\frac{\mu_0 m_{\text{H}}}{k_{\text{B}} \sigma_T} \right)^{1/5} \alpha^{-1/5} \kappa^{1/5} \dot{M}^{2/5} \Omega^{3/5} \beta^{-(1/5)(b-1)}, \quad (11)$$

we find that the transitions are located at the radii

$$r_3^{\text{gas/rad}} = 0.482 \tilde{\mu}_0^{8/21} \tilde{\mu}_e^{2/21} \tilde{\kappa}_{\text{es}}^{6/7} \alpha_{0.3}^{2/21} (\dot{m}_{0.1}/\epsilon_{0.1})^{16/21} M_7^{2/21} \quad \text{if } b = 1, \quad (12)$$

$$= 0.515 \tilde{\mu}_0^{8/21} \tilde{\mu}_e^{2/21} \tilde{\kappa}_{\text{es}}^{6/7} \alpha_{0.3}^{2/21} (\dot{m}_{0.1}/\epsilon_{0.1})^{16/21} M_7^{2/21} \quad \text{if } b = 0, \quad (13)$$

$$r_3^{\text{es/ff}} = 4.10 \tilde{\mu}_0^{-1/3} \tilde{f}_T^{17/12} (\tilde{\kappa}_{\text{ff}}/\tilde{\kappa}_{\text{es}})^{-2/3} (\dot{m}_{0.1}/\epsilon_{0.1})^{2/3}. \quad (14)$$

Note that the middle and outer regions differ only in their opacity laws, and the equations in these two regions are equivalent (this can be seen by setting $\tilde{\kappa}_{\text{es}} \equiv \tilde{\kappa}_{\text{ff}} \kappa_{\text{ff}}(r)/\kappa_{\text{es}}$). Since Σ , H , ρ , and T scale with a low power of $\tilde{\kappa}_{\text{ff}}$, the radial dependence ends up being similar in the middle and outer regions. The distinction between these equations is nevertheless useful, since we can assume that $\tilde{\kappa}_{\text{es}} \rightarrow 1$ and $\tilde{\kappa}_{\text{ff}} \rightarrow 1$ are constants in the middle and outer regions, respectively.

We emphasize that equations (4)-(10) represent only a very non-exhaustive subset of solutions even for radiatively efficient steady thin accretion disks. In particular, at large radii, there are several effects that can invalidate the disk model described by these equations. First, these solutions assume that the self-gravity of the disk is negligible. This assumption becomes invalid at radii where the Toomre Q -parameter equals unity,

$$r_3^{\text{sg}} = 12.6 \tilde{\mu}_0^{-8/9} \tilde{\mu}_e^{14/27} \tilde{f}_T^{20/9} \tilde{\kappa}_{\text{es}}^{2/9} \alpha_{0.3}^{8/9} (\dot{m}_{0.1}/\epsilon_{0.1})^{-8/27} M_7^{-26/27} \quad \text{if } \tilde{\kappa}_{\text{es}} \rightarrow 1 \quad (15)$$

$$r_3^{\text{sg}} = 30.99 \tilde{\mu}_0^{-1} \tilde{\mu}_e^{28/45} \tilde{f}_T^{143/60} \tilde{\kappa}_{\text{ff}}^{-2/15} \alpha_{0.3}^{28/45} (\dot{m}_{0.1}/\epsilon_{0.1})^{-22/45} M_7^{52/45} \quad \text{if } \tilde{\kappa}_{\text{ff}} \rightarrow 1. \quad (16)$$

Beyond these radii, the disk is commonly believed to be unstable to fragmentation. Second, at large radii, the disk can also become optically thin (see Sirko & Goodman 2003, where solutions can be obtained by fixing the Toomre parameter in the outermost region at $Q \equiv 1$). At these binary separations, the disks may not actually be geometrically thin (Dotti et al. 2008; Mayer, Kazantzidis, & Escala 2008), and slim or thick solutions might instead be relevant. Third, beyond the radii where the disk temperature falls below $\approx 10^4\text{K}$, the gas becomes neutral. The corresponding change in opacity will modify the disk structure, and the disk may become susceptible to ionization instabilities (although see Menou & Quataert 2001). Finally, at large radii (where the orbital velocity $\gtrsim 100\text{ km/s}$), the gravitational potential of the galaxy can no longer be ignored. These regimes, however, turn out to correspond to separations larger than we are interested in the present paper, for BH masses above $\approx 10^5 M_\odot$ (as will be shown in Figures 1 and 2 below).

2.2.1. Comparison with Other Results

We have verified our solutions numerically by substituting them back into the fundamental conservation equations of thin accretion disks (Shapiro & Teukolsky 1986; Frank et al.

2002). Moreover, equations (4)-(8) agree with those quoted in Goodman & Tan (2004).⁵

Equations (5)-(6) are also consistent with Shapiro & Teukolsky (1986, page 441), for the $P = P_{\text{rad}}$, $\kappa = \kappa_{\text{es}}$, $b = 0$ model. It is also reassuring that equations (9)-(10) are consistent with those in Frank et al. (2002, Sec. 8.1, p. 244).⁶ Also note that, owing to the weak dependence on $\tilde{\kappa}_{\text{ff}}$, our numerical factors are very similar to those in Frank et al. (2002), even though κ_{ff} is defined to be two orders of magnitude larger there than the value we adopted here (to be consistent with most other textbooks).

2.3. Binary – Disk Evolution

Here we collect and summarize the most important formulae describing the interaction between a binary and the accretion disk in order to identify the mechanism that drives the orbital decay of the binary during the final stages of the merger, as a function of binary separation (the choices being GW driven inspiral and tidal–viscous torques). This will allow us to explicitly compute the residence time $t_{\text{res}} \equiv -R(dR/dt)^{-1}$ that an individual binary spends at each orbital separation R , or at the corresponding orbital timescale t_{orb} .

The formulae collected in this section will also allow us to quantify the binary separation at which the viscous evolution of the disk is decoupled from the increasingly rapid, GW–driven orbital decay of the binary. We provide results for α and β –disks, and give analytic results as a function of binary and disk parameters.

2.3.1. Disk- versus Secondary-Dominated Orbital Decay

In general, the evolution of a SMBH binary in a thin disk is analogous to planetary migration (see, e.g. Armitage 2007). In the limit of a very low–mass companion ($q \ll 1$), the interaction between the planet and the disk is linear. In addition to co-rotation resonances, the density waves excited in the gas at discrete Lindblad resonances with the binary exert a large net torque on the binary, leading to rapid, so–called Type–I migration, which occurs on

⁵It appears that Goodman & Tan (2004) contain the following typographical errors: $p \propto \alpha^{4/5} \mu^{-4/5} M_7^{4/5} r_3^{-18/5}$ in their eq. 20 should be $p \propto \alpha^{-4/5} \mu^{4/5} M_7^{-4/5} r_3^{-18/5}$, and $c_s \propto \kappa^{1/5} l_{\text{Edd}} M_7^9 r_3^{-9/10}$ in their eq. 21 should be $c_s \propto \kappa l_{\text{Edd}} M_7^0 r_3^{-3/2}$ and $c_s \propto \kappa^{1/10} l_{\text{Edd}}^{1/5} M_7^{-1/10} r_3^{-9/20}$ in the inner and middle regions, respectively.

⁶However, there appears to be a typographical error in their quoted scaling $H \propto \dot{M}_{26}^{3/10}$, which should instead read as $H \propto \dot{M}_{26}^{3/20}$, so that $\Sigma = 2\rho H$ is satisfied for all \dot{M}_{26} .

a time–scale much shorter than the local viscous time–scale (e.g., Tanaka, Takeuchi, & Ward 2002; Armitage 2007).

If the binary is massive enough for the tidal torque to dominate over the viscous torque in the disk, the interaction becomes non–linear, and a gap is opened in the disk, extending to the outer radius $R_\lambda = \lambda R$. The condition for a gap to open is that the mass ratio exceeds the critical value $q \gtrsim \max\{(H_0/R_0)^3, (10\alpha)^{1/2}(H_0/R_0)^{5/2}\}$ (e.g. Rafikov 2002, note that H_0 is evaluated at the position of the secondary R_0). For binaries that are not in the GW–driven regime, and for which the disk mass exceeds the mass of the secondary (see below), this typically translates into the very modest requirement $q \gtrsim 10^{-7}$. This is satisfied for all SMBH binaries that may produce the electromagnetic signatures we discuss below. The exceptions are the so–called extreme mass–ratio binary inspirals (EMRI’s) with $q \lesssim 10^{-7}$ (i.e. a stellar–mass object coalescing with a SMBH). In this paper, we focus on SMBH binaries, and therefore in the rest of this paper, we neglect Type I migration.

If the secondary’s mass satisfies the above gap–opening threshold, but is still small compared to the local disk mass, then it acts as an angular momentum bridge for the disk, and the secondary’s orbital evolution is simply determined by the viscous diffusion time,

$$t_\nu = -\frac{r}{\dot{r}_\nu} = \frac{2 R_0^2}{3 \nu_0} = 2\pi \frac{R_0^2 \Sigma_0}{\dot{M}}. \quad (17)$$

where we have used $\dot{M} = 3\pi\nu_0\Sigma_0$ which follows directly from angular momentum conservation in steady disks (Shakura & Sunyaev 1973). The orbital decay of the binary in this limit is analogous to *disk-dominated Type-II planetary migration*.

In practice, the assumption that the local disk mass exceeds the secondary’s mass often fails. In this case, analogous to “*planet-dominated*” *Type-II migration*, the angular momentum of the binary can still be absorbed by the gaseous disk outside the gap, and the viscosity of the gas can drive the binary toward merger. However, migration is slower, and the time–scale in this regime, t_s , is longer than t_ν . An estimate of the slowing factor is q_B^{-k} , where

$$q_B = \frac{4\pi R_0^2 \Sigma_0}{\mu} = \frac{2\dot{M}}{\mu} t_\nu = \frac{8\dot{m}}{q_s} \frac{t_\nu}{t_{\text{Edd}}} \quad (18)$$

is a measure of the lack of local disk–mass dominance (Syer & Clarke 1995, but note that our q_B is denoted by “ B ” in their original definition), which is less than unity in this case, and k is a constant defined as

$$k = \left\{ \begin{array}{ll} 1 - \left(1 + \frac{\partial \ln \Sigma}{\partial \ln \dot{M}}\right)^{-1} & \text{if } q_B \leq 1 \\ 0 & \text{if } q_B > 1 \end{array} \right\} = \left\{ \begin{array}{ll} 3/8 & \text{if } q_B \leq 1 \ \& \ \tilde{\kappa}_{\text{es}} \rightarrow 1 \\ 7/17 & \text{if } q_B \leq 1 \ \& \ \tilde{\kappa}_{\text{ff}} \rightarrow 1 \\ 0 & \text{if } q_B > 1 \end{array} \right\}. \quad (19)$$

Thus, the separation of the binary in this case is driven inward on the timescale

$$t_s = -\frac{r}{\dot{r}_s} = q_B^{-k} t_\nu = \left(\frac{q_s}{8\dot{m}} \frac{t_{\text{Edd}}}{t_\nu} \right)^k t_\nu \quad \text{if } q_B \leq 1. \quad (20)$$

Note that the viscous time-scale t_ν in disk-dominated limit (eq. 17) should be evaluated at the position of the secondary $R_0 = R/(1+q)$, while the quantities entering the time-scale t_s for the secondary-dominated type-II migration of more massive binaries ($q_B \leq 1$, eq. 20), should be evaluated at the outer edge of the cavity, $R_\lambda = \lambda R$ (MacFadyen & Milosavljević 2008). In order to avoid a discontinuous jump in the migration time-scale at the $q_B = 1$ transition, below we will omit this distinction, and evaluate both time-scales at $R_\lambda = \lambda R$.

2.3.2. Evolution of Individual Binaries From Large to Small Radii

Using the steady thin disk model outlined above, we can calculate the rate at which the binary is driven inward by the gas. We will also estimate the rate at which the inner edge of the punctured gaseous disk follows the binary due to its viscosity. From the preceding discussion, we see that both the viscous time-scale and the orbital decay rate depend on whether the binary is located in the inner/middle/outer region of the disk; and also on whether the local disk mass is larger/smaller than the mass of the smaller SMBH. For completeness, we here obtain and quote the residence time as a function of orbital radius and orbital time, in each of these $3 \times 2 = 6$ regimes. We then construct the self-consistent evolution of individual binaries, with different masses and mass-ratios, across the relevant regimes.

We first consider the timescale t_ν , and assume that the secondary perturbs the disk at the radius $R_\lambda = \lambda R$. This is the relevant regime initially, at large binary separations, when the disk mass enclosed within the secondary's orbit is large. In this regime, we find,

$$t_\nu = (2.82 \times 10^7 \text{ yr}) \times \tilde{\kappa}_{\text{es}}^{-2} \tilde{f}_T^{-2} \alpha_{0.3}^{-1} \left(\frac{\dot{m}_{0.1}}{\epsilon_{0.1}} \right)^{-2} M_7 \lambda^{7/2} r_3^{7/2} \quad \text{if } b = 0 \text{ and } r_3 \lesssim r_3^{\text{gas/rad}} \quad (21)$$

$$t_\nu = (5.96 \times 10^4 \text{ yr}) \times \tilde{\mu}_e^{1/5} \tilde{\mu}_0^{4/5} \tilde{\kappa}_{\text{es}}^{-1/5} \tilde{f}_T^{-2} \alpha_{0.3}^{-4/5} \left(\frac{\dot{m}_{0.1}}{\epsilon_{0.1}} \right)^{-2/5} M_7^{6/5} \lambda^{7/5} r_3^{7/5} \quad (22)$$

$$\left\{ \begin{array}{l} \text{if } r_3^{\text{gas/rad}} \ll r_3 \lesssim r_3^{\text{es/ff}}, \\ \text{or if } b = 1 \text{ and } r_3 \lesssim r_3^{\text{gas/rad}} \end{array} \right.$$

$$t_\nu = (7.37 \times 10^4 \text{ yr}) \times \tilde{\mu}_e^{1/5} \tilde{\mu}_0^{3/4} \tilde{\kappa}_{\text{ff}}^{-1/10} \tilde{f}_T^{-143/80} \alpha_{0.3}^{-4/5} \left(\frac{\dot{m}_{0.1}}{\epsilon_{0.1}} \right)^{-3/10} M_7^{6/5} \lambda^{5/4} r_3^{5/4} \quad (23)$$

$$\text{if } r_3 \gtrsim r_3^{\text{es/ff}}.$$

The above can be expressed as a function of the orbital time of the binary,

$$t_{\text{orb}} = \frac{2\pi}{\Omega} = \sqrt{8\pi} \frac{R_S}{c} r_3^{3/2} = 2.81 \times 10^5 \frac{R_S}{c} r_3^{3/2} = (0.88 M_7 r_3^{3/2}) \text{ yr}, \quad (24)$$

which results in

$$t_\nu = (7.48 \times 10^5 \text{ yr}) \times \tilde{\kappa}_{\text{es}}^{-2} \tilde{f}_T^{-2} \alpha_{0.3}^{-1} \left(\frac{\dot{m}_{0.1}}{\epsilon_{0.1}} \right)^{-2} M_7^{-4/3} \lambda^{7/2} \left(\frac{t_{\text{orb}}}{\text{yr}} \right)^{7/3} \\ \text{if } b = 0 \text{ and } r_3 \lesssim r_3^{\text{gas/rad}} \quad (25)$$

$$t_\nu = (6.73 \times 10^4 \text{ yr}) \times \tilde{\mu}_e^{1/5} \tilde{\mu}_0^{4/5} \tilde{\kappa}_{\text{es}}^{-1/5} \tilde{f}_T^{-2} \alpha_{0.3}^{-4/5} \left(\frac{\dot{m}_{0.1}}{\epsilon_{0.1}} \right)^{-2/5} M_7^{4/15} \lambda^{7/5} \left(\frac{t_{\text{orb}}}{\text{yr}} \right)^{14/15} \\ \left\{ \begin{array}{l} \text{if } r_3^{\text{gas/rad}} \ll r_3 \lesssim r_3^{\text{es/ff}}, \\ \text{or if } b = 1 \text{ and } r_3 \lesssim r_3^{\text{gas/rad}} \end{array} \right. \quad (26)$$

$$t_\nu = (8.21 \times 10^4 \text{ yr}) \times \tilde{\mu}_e^{1/5} \tilde{\mu}_0^{3/4} \tilde{\kappa}_{\text{ff}}^{-1/10} \tilde{f}_T^{-143/80} \alpha_{0.3}^{-4/5} \left(\frac{\dot{m}_{0.1}}{\epsilon_{0.1}} \right)^{-3/10} M_7^{11/30} \lambda^{5/4} \left(\frac{t_{\text{orb}}}{\text{yr}} \right)^{5/6} \\ \text{if } r_3 \gtrsim r_3^{\text{es/ff}}, \quad (27)$$

The measure of disk dominance can be calculated by substituting the viscous time-scale into equation (18),

$$q_B = (1.20 \times 10^{-3}) \tilde{\mu}_e^{-1} \tilde{\kappa}_{\text{es}}^{-2} \tilde{f}_T^{-2} \alpha_{0.3}^{-1} \left(\frac{\dot{m}_{0.1}}{\epsilon_{0.1}} \right)^{-1} M_7 q_s^{-1} \lambda^{7/2} r_3^{7/2} \\ \text{if } b = 0 \text{ and } r_3 \lesssim r_3^{\text{gas/rad}} \quad (28)$$

$$q_B = 0.011 \tilde{\mu}_e^{-4/5} \tilde{\mu}_0^{4/5} \tilde{\kappa}_{\text{es}}^{-1/5} \tilde{f}_T^{-2} \alpha_{0.3}^{-4/5} \left(\frac{\dot{m}_{0.1}}{\epsilon_{0.1}} \right)^{3/5} M_7^{6/5} q_s^{-1} \lambda^{7/5} r_3^{7/5} \\ \left\{ \begin{array}{l} \text{if } r_3^{\text{gas/rad}} \ll r_3 \lesssim r_3^{\text{es/ff}}, \\ \text{or if } b = 1 \text{ and } r_3 \lesssim r_3^{\text{gas/rad}} \end{array} \right. \quad (29)$$

$$q_B = (1.49 \times 10^{-3}) \tilde{\mu}_e^{-4/5} \tilde{\mu}_0^{3/4} \tilde{\kappa}_{\text{ff}}^{-1/10} \tilde{f}_T^{-143/80} \alpha_{0.3}^{-4/5} \left(\frac{\dot{m}_{0.1}}{\epsilon_{0.1}} \right)^{7/10} M_7^{6/5} q_s^{-1} \lambda^{5/4} r_3^{5/4} \\ \text{if } r_3 \gtrsim r_3^{\text{es/ff}}. \quad (30)$$

In order to decide whether the evolution indeed follows the "disk-dominated" decay (on the viscous timescale t_ν) or the secondary-dominated decay (on the longer time-scale t_s), one should examine whether $q_B > 1$ or $q_B \leq 1$ is satisfied, respectively. From equations (28)-(30), we find that the transition occurs at

$$r_3^{\nu/s} = 3.61 \tilde{\mu}_e^{2/7} \tilde{\kappa}_{\text{es}}^{4/7} \tilde{f}_T^{4/7} \alpha_{0.3}^{2/7} \left(\frac{\dot{m}_{0.1}}{\epsilon_{0.1}} \right)^{2/7} M_7^{-2/7} q_s^{2/7} \lambda^{-1}$$

$$\text{if } b = 0 \text{ and } r_3 \lesssim r_3^{\text{gas/rad}} \quad (31)$$

$$r_3^{\nu/s} = 121 \tilde{\mu}_e^{4/7} \tilde{\mu}_0^{-4/7} \tilde{\kappa}_{\text{es}}^{-1/7} \tilde{f}_T^{10/7} \alpha_{0.3}^{4/7} \left(\frac{\dot{m}_{0.1}}{\epsilon_{0.1}} \right)^{-3/7} M_7^{-6/7} q_s^{5/7} \lambda^{-1}$$

$$\left\{ \begin{array}{l} \text{if } r_3^{\text{gas/rad}} \ll r_3 \lesssim r_3^{\text{es/ff}}, \\ \text{or if } b = 1 \text{ and } r_3 \lesssim r_3^{\text{gas/rad}} \end{array} \right. \quad (32)$$

$$r_3^{\nu/s} = 182 \tilde{\mu}_e^{16/25} \tilde{\mu}_0^{-3/5} \tilde{\kappa}_{\text{ff}}^{2/25} \tilde{f}_T^{143/100} \alpha_{0.3}^{16/25} \left(\frac{\dot{m}_{0.1}}{\epsilon_{0.1}} \right)^{-14/25} M_7^{-24/25} q_s^{4/5} \lambda^{-1}$$

$$\text{if } r_3 \gtrsim r_3^{\text{es/ff}}, \quad (33)$$

Note that with the exception of very unequal masses $q \lesssim 0.01$, the transition takes place well in the outer region of the disk, with $r_3^{\nu/s} \gtrsim 10$. At smaller radii, the binary is driven viscously on the timescale t_s (rather than t_ν).

The “secondary—dominated” Type-II decay timescales relevant at these radii can be obtained by substituting equations (21)-(23) into equation (20)

$$t_s = (6.15 \times 10^6 \text{ yr}) \times \tilde{\mu}_e^{3/8} \tilde{\kappa}_{\text{es}}^{-5/4} \tilde{f}_T^{-5/4} \alpha_{0.3}^{-5/8} \left(\frac{\dot{m}_{0.1}}{\epsilon_{0.1}} \right)^{-13/8} M_7^{5/8} q_s^{3/8} \lambda^{35/16} r_3^{35/16}$$

$$\text{if } b = 0 \text{ and } r_3 \lesssim r_3^{\text{gas/rad}} \quad (34)$$

$$t_s = (7.40 \times 10^5 \text{ yr}) \times \tilde{\mu}_e^{1/2} \tilde{\mu}_0^{1/2} \tilde{\kappa}_{\text{es}}^{-1/8} \tilde{f}_T^{-5/4} \alpha_{0.3}^{-1/2} \left(\frac{\dot{m}_{0.1}}{\epsilon_{0.1}} \right)^{-5/8} M_7^{3/4} q_s^{3/8} \lambda^{7/8} r_3^{7/8}$$

$$\left\{ \begin{array}{l} \text{if } r_3^{\text{gas/rad}} \ll r_3 \lesssim r_3^{\text{es/ff}}, \\ \text{or if } b = 1 \text{ and } r_3 \lesssim r_3^{\text{gas/rad}} \end{array} \right. \quad (35)$$

$$t_s = (1.07 \times 10^6 \text{ yr}) \times \tilde{\mu}_e^{9/17} \tilde{\mu}_0^{15/34} \tilde{\kappa}_{\text{ff}}^{-1/17} \tilde{f}_T^{-143/136} \alpha_{0.3}^{-8/17} \left(\frac{\dot{m}_{0.1}}{\epsilon_{0.1}} \right)^{-10/17} M_7^{12/17} q_s^{7/17} \lambda^{25/34} r_3^{25/34}$$

$$\text{if } r_3 \gtrsim r_3^{\text{es/ff}}, \quad (36)$$

or, in terms of t_{orb} using equation (24),

$$t_s = (3.60 \times 10^6 \text{ yr}) \times \mu_e^{3/8} \kappa_{\text{es}}^{-5/4} \tilde{f}_T^{-5/4} \alpha_{0.3}^{-5/8} \left(\frac{\dot{m}_{0.1}}{\epsilon_{0.1}} \right)^{-13/8} M_7^{-5/6} q_s^{3/8} \lambda^{35/16} \left(\frac{t_{\text{orb}}}{\text{yr}} \right)^{35/24}$$

$$\text{if } b = 0 \text{ and } r_3 \lesssim r_3^{\text{gas/rad}} \quad (37)$$

$$t_s = (7.98 \times 10^5 \text{ yr}) \times \tilde{\mu}_e^{1/2} \tilde{\mu}_0^{1/2} \tilde{\kappa}_{\text{es}}^{-1/8} \tilde{f}_T^{-5/4} \alpha_{0.3}^{-1/2} \left(\frac{\dot{m}_{0.1}}{\epsilon_{0.1}} \right)^{-5/8} M_7^{1/6} q_s^{3/8} \lambda^{7/8} \left(\frac{t_{\text{orb}}}{\text{yr}} \right)^{7/12}$$

$$\left\{ \begin{array}{l} \text{if } r_3^{\text{gas/rad}} \ll r_3 \lesssim r_3^{\text{es/ff}}, \\ \text{or if } b = 1 \text{ and } r_3 \lesssim r_3^{\text{gas/rad}} \end{array} \right. \quad (38)$$

$$t_s = (1.14 \times 10^6 \text{ yr}) \times \tilde{\mu}_e^{9/17} \tilde{\mu}_0^{15/34} \tilde{\kappa}_{\text{ff}}^{-1/17} \tilde{f}_T^{-143/136} \alpha_{0.3}^{-8/17} \left(\frac{\dot{m}_{0.1}}{\epsilon_{0.1}} \right)^{-10/17} M_7^{-11/51} q_s^{7/17} \lambda^{25/34} \left(\frac{t_{\text{orb}}}{\text{yr}} \right)^{25/51}$$

if $r_3 \gtrsim r_3^{\text{es/ff}}$,

(39)

Finally, at a still smaller radius, the orbital decay will be dominated by gravitational wave emission. The GW–driven decay timescale in the leading order (Newtonian) approximation, is

$$t_{\text{GW}} = -\frac{r}{\dot{r}_{\text{GW}}} = \frac{5}{2} \frac{R_S}{c} q_s^{-1} r^4 = (1.11 \times 10^7 \text{ yr}) \times q_s^{-1} M_7^{-5/3} \left(\frac{t_{\text{orb}}}{\text{yr}} \right)^{8/3}. \quad (40)$$

This approximation is adequate for our purposes, since post–Newtonian corrections do not become appreciable until the final \sim day of the merger (see, e.g., Figure 5 in Kocsis et al. 2008). Note that t_{GW} defined above differs from the total time to merger, (defined as the binary separation decreasing to zero), which is often used in the literature, and which occurs at $t_{\text{GW}}^{\text{merger}} = t_{\text{GW}}/4$. What is the radius at which t_{GW} becomes smaller than the time–scale for Type-II orbital decay? Let us express this transition in terms of the radius r_3 that satisfies $t_{\text{GW}} = \beta_{\text{GW/s}} t_s$, where $\beta_{\text{GW/s}}$ is a fixed constant of order unity:

$$r_3^{s/\text{GW}} = 0.587 \tilde{\mu}_e^{6/29} \tilde{\kappa}_{\text{es}}^{-20/29} \tilde{f}_T^{-20/29} \alpha_{0.3}^{-10/29} \left(\frac{\dot{m}}{\epsilon_{0.1}} \right)^{-26/29} M_7^{-6/29} q_s^{22/29} \lambda^{35/29} \beta_{\text{GW/s}}^{16/29}$$

if $b = 0$ and $r_3 \lesssim r_3^{\text{gas/rad}}$

(41)

$$r_3^{s/\text{GW}} = 0.470 \tilde{\mu}_e^{4/25} \tilde{\mu}_0^{4/25} \tilde{\kappa}_{\text{es}}^{-1/25} \tilde{f}_T^{-2/5} \alpha_{0.3}^{-4/25} \left(\frac{\dot{m}_{0.1}}{\epsilon_{0.1}} \right)^{-1/5} M_7^{-2/25} q_s^{11/25} \lambda^{7/25} \beta_{\text{GW/s}}^{8/25}$$

$$\left\{ \begin{array}{l} \text{if } r_3^{\text{gas/rad}} \ll r_3 \lesssim r_3^{\text{es/ff}}, \\ \text{or if } b = 1 \text{ and } r_3 \lesssim r_3^{\text{gas/rad}} \end{array} \right.$$
(42)

$$r_3^{s/\text{GW}} = 0.545 \tilde{\mu}_e^{6/37} \tilde{\mu}_0^{5/37} \tilde{\kappa}_{\text{ff}}^{-2/111} \tilde{f}_T^{-143/444} \alpha_{0.3}^{-16/111} \left(\frac{\dot{m}_{0.1}}{\epsilon_{0.1}} \right)^{-20/111} M_7^{-10/111} q_s^{16/37} \lambda^{25/111} \beta_{\text{GW/s}}^{34/111}$$

if $r_3 \gtrsim r_3^{\text{es/ff}}$.

(43)

The corresponding critical radius is around $\sim 500 R_S$ for system parameters near the assumed fiducial values. The critical radius, however, is significantly closer in for very massive, and very unequal–mass binaries (i.e. for $M = 10^9 M_\odot$ and $q = 0.01$; see Fig. 4 below). Interestingly, the critical radius is quite insensitive to the BH mass and accretion rate (i.e. to M_7 and \dot{m}). Note that the viscous timescale, t_ν , describing gas accretion, is faster than t_s , which indicates that at the time when GW starts driving the evolution, the viscous inward diffusion of gas can initially still follow the binary. However, the comparison of equations (21)–(23) and equation (40) shows that as the binary orbit shrinks further, the viscous time–scale always

decreases less rapidly than the GW inspiral timescale, so that eventually the evolution of the gaseous disk will decouple from that of the binary. Let us find the critical radius, $r_3^{\nu/\text{GW}}$, where GW inspiral outpaces viscous gas accretion. We find that in most cases, this critical radius is not relevant for the orbital decay of the BHs themselves, because the transition to secondary–driven orbital decay always takes place before GWs start dominating the decay.⁷ However, this critical radius is relevant for the behavior of the disk: it provides an estimate for the time when the punctured disk decouples from the GW–driven binary, and effectively stops evolving (and also for the size of the inner gap at this time and onward). By requiring $t_{\text{GW}} = \beta_{\text{GW}/\nu} t_\nu$, where $\beta_{\text{GW}/\nu}$ is a constant coefficient of order unity, we obtain:

$$r_3^{\nu/\text{GW}} = 0.202 \tilde{\kappa}_{\text{es}}^{-4} \tilde{f}_T^{-4} \alpha_{0.3}^{-2} \left(\frac{\dot{m}}{\epsilon_{0.1}} \right)^{-4} q_s^2 \lambda^7 \beta_{\text{GW}/\nu}^2 \quad \text{if } b = 0 \text{ and } r_3 \lesssim r_3^{\text{gas/rad}} \quad (44)$$

$$r_3^{\nu/\text{GW}} = 0.222 \tilde{\mu}_e^{1/13} \tilde{\mu}_0^{4/13} \tilde{\kappa}_{\text{es}}^{-1/13} \tilde{f}_T^{-10/13} \alpha_{0.3}^{-4/13} \left(\frac{\dot{m}_{0.1}}{\epsilon_{0.1}} \right)^{-2/13} M_7^{1/13} q_s^{5/13} \lambda^{7/13} \beta_{\text{GW}/\nu}^{5/13} \left\{ \begin{array}{l} \text{if } r_3^{\text{gas/rad}} \ll r_3 \lesssim r_3^{\text{es/ff}}, \\ \text{or if } b = 1 \text{ and } r_3 \lesssim r_3^{\text{gas/rad}} \end{array} \right. \quad (45)$$

$$r_3^{\nu/\text{GW}} = 0.183 \tilde{\mu}_e^{4/55} \tilde{\mu}_0^{3/11} \tilde{\kappa}_{\text{ff}}^{-2/55} f_T^{-13/20} \alpha_{0.3}^{-16/55} \left(\frac{\dot{m}_{0.1}}{\epsilon_{0.1}} \right)^{-6/55} M_7^{4/55} q_s^{4/11} \lambda^{5/11} \beta_{\text{GW}/\nu}^{4/11} \quad \text{if } r_3 \gtrsim r_3^{\text{es/ff}}. \quad (46)$$

The appropriate choices for $\beta_{\text{GW}/s}$ and $\beta_{\text{GW}/\nu}$ are poorly known, but $\beta_{\text{GW}/s}$ may be reasonably taken to be ~ 1 when the binary is first driven by GW emission, rather than by tidal interaction with the gas. The simplest choice for $\beta_{\text{GW}/\nu}$, adopted in many previous studies, is also $\beta_{\text{GW}/\nu} = 1$ (e.g. Armitage & Natarajan 2005; Loeb 2007). However, the gas inflow rate across the edge of the central gap will be increased due to the steep density and pressure gradient (Lynden-Bell & Pringle 1974), which will delay the decoupling. This motivated Milosavljevic & Phinney (2005) to adopt $\beta_{\text{GW}/\nu} \sim 0.1$ (the value describing the limiting case of an infinitely sharp edge).

Adopting $\beta_{\text{GW}/s} = 1$ in equations (41)-(43) then yields the radius where the binary evolution changes from being viscosity–driven to GW–driven, and $\beta_{\text{GW}/\nu} = 0.1$ in equations (44)-(46) gives the separation at which the disk totally decouples from the binary and the radius of the gap “freezes”. These expressions generalize the results of Milosavljevic & Phinney (2005), who restricted their analysis to the $b = 1$ case, and focused on the behavior of

⁷The exceptions to this are the most–massive, $M > 10^{10} M_\odot$, equal–mass binaries, and only if $b = 1$ is assumed – in this case, the GW–inspiral takes over in a radiation–pressure dominated disk, in the disk–dominated regime, i.e. before the transition to the secondary–dominated regime.

the disk at decoupling, rather than the orbital evolution of the binary. In particular, Milosavljevic & Phinney (2005) evaluate disk conditions at the single radius at the edge of the gap, at the time of decoupling, and do not discuss the transition from the disk– to the secondary–dominated decay, or other details of the binary’s orbital decay. The binary separation at decoupling is of order $r_3^{\text{visc/GW}} \sim 0.1$ for both the gas pressure dominated models and the radiation pressure dominated case with $b = 1$. In these cases, the transition between viscosity and GW–driven decay and the disk decoupling take place in relatively quick succession, since $r_3^{\text{visc/GW}}$ depends weakly on $\beta_{\text{GW}/\nu}$. The delay between these two events is much longer for the radiation pressure dominated regime when $b = 0$, since in this case the viscosity, which is proportional to the total, rather than just the gas pressure, is much larger, and the gas can follow the binary nearly all the way to merger (at least for large \dot{m}). In this case, the result is also extremely sensitive to the accretion rate and the binary mass ratio. Generically, for a fixed total binary mass, the decoupling occurs at the largest separations for nearly equal masses.

Interestingly, the decay rate of a given individual binary can decelerate and accelerate during its evolution, according to the variations in the local disk environment at each instantaneous binary separation. The evolutionary tracks of binaries with four different choices for the total mass ($M = 10^3, 10^5, 10^7$, and $10^9 M_\odot$) and two different mass ratios ($q = 1$ and $q = 0.01$) are shown in Figures 1 and 2. In both figures, we assume that the viscosity is proportional to the total pressure ($b = 0$). The motivation for this choice is to illustrate the effect of the additional radiation pressure–related viscosity on the orbital decay (which is not present in the $b = 1$ case). We note that a phenomenological $b = 0$ disk is known to suffer from a formal thermal instability (e.g. Lightman & Eardley 1974); recent magnetohydrodynamical simulations, however, found such disks thermally stable (while accounting for the correlation between viscosity and radiation pressure Hirose, Krolik & Blaes 2009). These figures show the residence time as a function of the orbital time. They demonstrate that the evolution of the binary in most cases proceeds through the following distinct stages.

(i) *Disk–dominated viscous evolution.* Initially, at large separations (shown in blue curves), the binary is strongly coupled to the circumbinary disk and evolves on the viscous time–scale t_{visc} (analogous to “disk–dominated” planetary migration). The radius of the gap follows the binary. During this stage, $t_{\text{res}} \approx t_\nu$ is proportional to $r^{7/5} - r^{7/2}$ (the range corresponding to the choice $b = 0$ vs. $b = 1$) for radiation pressure, or $r^{7/5} - r^{5/4}$ (the range corresponding to the choice of dominant opacity being electron scattering or free–free absorption) for gas pressure dominated disks (see eqs. 21–23). These decay rates translate into $t_\nu \propto t_{\text{orb}}^{14/15} - t_{\text{orb}}^{7/3}$, or $t_{\text{orb}}^{14/15} - t_{\text{orb}}^{5/6}$, in the two cases respectively (see eqs. 25–27). Note, however, that for nearly equal–mass binaries, the separations have to be quite large to correspond to this disk–dominated regime – falling into the outer regions of the disk, which

are unstable to fragmentation (the orbital radii where the disks are marginally Toomre–stable are marked with large dots). Therefore, depending on the behavior of the gas disk beyond this radius, this early stage of disk–dominated viscous evolution may exist only for unequal–mass binaries. As shown in Figure 2, disk–dominated viscous evolution may be realized in a stable disk for binaries with $M \lesssim 10^7 M_\odot$ and $q \sim 0.01$; in these cases, the binaries are in the free–free opacity and gas–pressure dominated regions of the disk, so the relevant scaling is $t_\nu \propto r^{5/4} \propto t_{\text{orb}}^{5/6}$.

(ii) *Secondary–dominated viscous evolution.* As the binary separation shrinks below $R^{\nu/s} \sim 10^5 R_S$ ($10^3 R_S$) for mass ratios $q \sim 1$ ($q \sim 0.01$), the binary mass starts to dominate over the local disk mass, and the binary evolves more slowly, according to “secondary–dominated” decay (analogous to “planet–dominated” Type-II migration). During this stage, the GW emission is still negligible, and the decay time–scale can be obtained from equations (34)–(36), and $t_s \propto r^{7/8} r^{35/16}$ for radiation pressure (with $b = 0 - 1$), or $r^{7/8} r^{25/34}$ for gas pressure dominated (with electron scattering vs. free–free opacity) disks, implying that $t_s \propto t_{\text{orb}}^{7/12} t_{\text{orb}}^{35/24}$, and $t_{\text{orb}}^{7/12} t_{\text{orb}}^{25/51}$, in the two cases respectively (see eqs. 37–39). As can be seen from Figures 1 and 2, on orbital time–scales between weeks to years, each of these scalings is relevant for some choice of binary masses. However, the transition to GW–domination always takes place either in the “inner” or “middle” disk region.

(iii) *GW–dominated evolution.* Still later, within the radius $R^{s/\text{GW}} \sim 500 R_S$ for systems with parameters close to the fiducial values, the binary’s orbital evolution starts to be driven primarily by GWs, but the outer edge of the gap can still diffuse inward and follow the binary. During this stage, the decay time–scale is $t_{\text{GW}} \propto r^4 \propto t_{\text{orb}}^{8/3}$.

(iv) *Gas disk decoupled.* Finally, within $R_S^{\nu/\text{GW}} \sim 100 R_S$ the binary is entirely driven by GWs and the binary falls in much more quickly than the outer edge of the gap is able to move inward.

The above ordering of events is valid for a broad range of binary and disk parameters. Note that the ultimate fate of the gas inside the binary’s orbit is left unspecified in our considerations (see, e.g. Armitage & Natarajan 2002, for a possible outcome).

In addition to the above sequence of events describing the evolution of individual binaries, several interesting conclusions can be drawn from Figures 1 and 2.

1. *Coalescing binaries have a non-negligible abundance.* First, binaries with masses in the range $10^5 - 10^9 M_\odot$ may be both bright and common enough to be detectable in a survey, provided they have bright emission. Indeed, Figures 1 and 2 show that these binaries spend a non–negligible fraction ($\gtrsim 10^{-3}$) of their total fiducial lifetime of 10^7 years at orbital time–scales between 1 day $\lesssim t_{\text{orb}} \lesssim 1$ year (the total lifetime will be

justified below). It is feasible, in principle, to look for variability on these time-scales, and the residence times shown on the figures suggest that these variables may not be uncommon among bright AGN. We will discuss this possibility further in § 3.1 below.

2. *Disk- and GW-driven evolution may both be observationally relevant.* Figures 1 and 2 also show that the transition from gas- to GW-driven evolution can occur within this “observational window”. For example, at the fixed orbital time-scale of $t_{\text{orb}} = 10$ weeks, equal-mass binaries above $10^7 M_{\odot}$ are GW-driven, and below this mass, they are gas-driven.
3. *Secondary-dominated evolution cannot be ignored.* Essentially all binaries at the orbital times relevant for actual surveys (again, between 1 day $\lesssim t_{\text{orb}} \lesssim 1$ year) that are gas-driven are in the regime of “secondary-dominated” type-II orbital decay (referred to as stage (ii) above). Likewise, the transition from “gas-driven” to “GW-driven” evolution always occurs from the “secondary-dominated” type-II decay regime. In previous works whose primary focus was on the behavior of gas at (and after) the time of decoupling (e.g. Milosavljevic & Phinney 2005; Loeb 2007), this intermediary step, which is important for the orbital decay of the binary, is not discussed.
4. *Observed binaries could probe all three disk regions.* Interestingly, among the $10^5 - 10^9 M_{\odot}$ binaries with 1 day $\lesssim t_{\text{orb}} \lesssim 1$ year, it appears that all three of the disk regions (inner/middle/outer) enumerated in § 2.2 can be observationally relevant (i.e., gas-driven binaries can be found in each of these three disk regions).
5. *Viscous evolution is non-negligible even in the LISA regime.* The comparison of Figures 1 and 2 shows that unequal-mass binaries evolve more rapidly when they are gas-driven. Consequently, they make the transition to the GW-driven stage quite late in their evolution. In particular, binaries enter *LISA*’s detection range at the approximate observed GW frequency of $f_{\text{GW}} = 0.03$ mHz. This corresponds to an observed orbital time (on Earth) of $t_{\text{orb}} = 2/f_{\text{GW}} = 0.11$ week. We find that at this orbital time, viscous evolution is not necessarily negligible. Figures 1 and 2 show that equal-mass binaries with $M \lesssim 10^5 M_{\odot}$, and $q = 0.01$ binaries with $M \lesssim 10^6 M_{\odot}$ are just making the transition to the GW-driven regime as they enter the *LISA* band.
6. *Total decay time in a stable disk is consistent with quasar lifetime.* As Figures 1 and 2 show, the residence time at the radius at which $Q = 1$ is, in all cases, close to (although somewhat shorter) than the fiducial quasar lifetime of 10^7 years. It is plausible that SMBHs become luminous, and act as quasars, only once they are embedded in stable circumbinary accretion disk. The fact that it takes $\sim 10^7$ years for the binary to evolve from the outer edge of a stable disk to coalescence is therefore consistent with

the idea proposed in this paper, that there is a one-to-one correspondence between coalescing SMBHs and quasars (although, as mentioned above, there are caveats that can invalidate the steady disk models at the relevant large radii).

The possible implication of conclusion no. 5 above for *LISA* merits some further elaboration. As discussed, e.g., in Sesana et al. (2004), individual binaries can contribute to the *LISA* data stream in several ways. Sources can be divided into two types, based on whether they evolve significantly on a time-scale of ~ 3 years, the duration of the *LISA* experiment. Binaries caught at an orbital separation with short enough residence times for the frequency-evolution to be measurable are sometimes referred to as “gravitational sirens” or “gravitational inspirals”. Figures 1 and 2 show that during the last several years of the coalescence, the orbital evolution is always strongly GW-dominated, even for the lowest-mass BHs, and therefore the GW waveform of these rapidly evolving sources (including those whose actual coalescence is detected by *LISA*) will not be affected by the gas disk.

Binaries that have a much longer residence time at some fixed frequency in *LISA*’s band represent “stationary” sources whose frequency remains roughly constant during the *LISA* mission lifetime. These sources could, in principle, be individually detectable by *LISA*. However, in practice, they are likely to accumulate sufficient signal-to-noise for detection only in the last few hundred years of their coalescence (see, e.g., Figure 2 in Sesana et al. 2005 for the detectability of $q = 0.1$ binaries as a function of their look-back time from the merger). Figures 1 and 2 show that viscous processes can significantly speed up the evolution of binaries only at somewhat larger look-back times (note that the look-back time is 4 times shorter than the residence time in the pure GW-driven case). The cumulative signal from a collection of faint stationary sources can, however, still add up to an unresolved background that is detectable, depending on the the cosmic evolution of the BH merger rate and the instrumental noise of *LISA*. The presence of the gas disks could reduce any such background that is present (compared to a prediction that assumes pure GW-driven evolution at *LISA*-frequencies).

In Figures 1 and 2, we have showed the evolution of the binary as a function of its orbital period. This will be particularly useful for assessing the detectability of such binaries in a survey for periodically variable sources (§ 3.1 below). In Figures 3 and 4, we show, instead, the evolution of the same set of binaries, but as a function of their orbital separation. The x -axis on these figures is shown in units of R_S , with the corresponding orbital velocities shown by the labels on the top axis. This figure directly reveals that relatively more massive binaries ($M \gtrsim 10^7 M_\odot$) spend a significant time at orbital velocities of several thousand km s^{-1} . Such orbital speeds may be detectable in the spectra of individual sources, providing an alternative to the detection based on periodic flux variations (see § 3.4 below).

Finally, the conclusions enumerated above also highlight the large uncertainty in the residence times predicted in Figures 1 and 2, caused by our idealized treatment of “secondary-dominated” type-II orbital decay. One immediate additional source of uncertainty is the choice of $b = 0$ vs. $b = 1$. Before entering the GW-driven regime, most of the equal-mass binaries (Fig. 1) are in the gas-pressure dominated region of the disk, but unequal-mass binaries (Fig. 2) are in the radiation-pressure dominated region. Therefore, whether the viscosity is proportional to the total pressure or just the gas pressure makes little difference to the near-equal mass binaries. However, it makes a significant difference for unequal-mass binaries with $M \gtrsim 10^6 M_\odot$. To show this explicitly, in Figure 5, the upper vs. lower curves contrast the evolution in the $b = 1$ vs $b = 0$ case, respectively. As expected, once the binary approaches the radiation-pressure dominated regime, the evolution is significantly slower in the $b = 1$ case. The difference is most pronounced for the most massive ($10^9 M_\odot$) binary. For this system, the transition to GW-domination also occurs at a larger orbital time ($\approx 10^2$ weeks for $b = 1$, vs. ≈ 10 weeks for $b = 0$).

2.4. Type II Orbital Decay in a Non-Steady Disk

For simplicity, above we calculated the timescales t_ν and t_s in steady thin disk models. However, as noted above, this highly idealized model makes several crucial assumptions. In particular, Ivanov, Papaloizou, & Polnarev (1999, hereafter IPP) considered the tidal-viscous interaction of an unequal mass binary ($q \ll 1$) with a *time-dependent* accretion disk. They assumed that the accretion disk is initially described by the steady-state solution for a single BH, and then considered the modifications due to tidal torques from a secondary BH. The torques are turned on suddenly at some moment t_0 , when the secondary, whose mass is $M_2 = qM_1 \approx \mu \ll M_1$, is at an orbital radius r_0 that encloses a disk mass $M_{d0} \gtrsim M_2$. The torques are assumed to be concentrated in a narrow ring near the secondary’s orbit, which results in a pile-up of material near the outer edge of the disk cavity. They found (see their eq. 58) that this results in a decay time-scale of

$$t_{\text{IPP}} = -\frac{r}{\dot{r}_{\text{IPP}}} = \left(\frac{\mu}{2\dot{M}}\right) \left(\frac{r_b}{r_0}\right)^{1/2} \tau^{-(a+1)/(2c)} = \left(\frac{t_{\nu,0}}{q_{B,0}}\right) \left(\frac{r_b}{r_0}\right)^{1/2} \tau^{-(a+1)/(2c)}, \quad (47)$$

where \dot{M} is the initial steady-state accretion rate, $t_{\nu,0}$ is the initial viscous time (at $t = t_0$), $q_{B,0}$ is the disk dominance parameter at $t = t_0$ (see eq. 18), $r_b \equiv r_b(t)$ is the time-dependent position of the secondary and $r_0 = r_b(t_0)$ is its initial position, and $r_b/r_0 = [1 - \gamma S(\tau^{(5c+b)/(4c)} - 1)]^2$, with the dimensionless time $\tau = 2\beta_0(t/t_\nu)$, implying that

$$\tau = \left\{ \frac{1 + \gamma S - \sqrt{r_b/r_0}}{\gamma S} \right\}^{4c/(5c+b)}, \quad (48)$$

where $S = (\dot{M}/\mu)t_{\nu,0} = q_{B,0}/2$, and a , b , and k are defined such that $\nu = k\Sigma^a r^b$, $c = 2(a+1) - b$, $\beta_0 = [c(2c+a)/[2(a+1)]][(2c+a)/(2c+1)]^{-(2c+a)/(a+1)}$, $\gamma = 2c/[\beta_0(5c+b)]$, and t_ν is the unperturbed viscous timescale given by equation (17) and calculated explicitly below.⁸ If the opacity is dominated by electron scattering, then $a = 2/3$, $b = 1$, $c = 7/3$, $\beta_0 = 1.126$, and $\gamma = 0.327$, while for the free-free process $a = 3/7$, $b = 15/14$, $c = 25/14$, $\beta_0 = 0.726$, and $\gamma = 0.492$. From equations (47) and (48) we find

$$t_{\text{IPP}} = \left(\frac{t_{\nu,0}}{q_{B,0}}\right) \left(\frac{r_b}{r_0}\right)^{1/2} \left\{ \frac{\gamma q_B}{2 + \gamma q_B - 2\sqrt{r_b/r_0}} \right\}^{2(a+1)/(5c+b)}. \quad (49)$$

Here, the radial–evolution given by equation (49) is (at least initially) not a simple power–law. Most importantly, as noted by Ivanov, Papaloizou, & Polnarev (1999), the pile–up of the disk material causes the binary decay to slow–down *even more* than estimated for a steady disk based on the “disk–dominance” parameter (eq. 20 above).

In Figures 6 and 7, we illustrate the impact of allowing the disk to evolve. In the above approach of Ivanov, Papaloizou, & Polnarev (1999), we have to specify when the interaction between the secondary and the disk is turned on. In Figure 6, we assume that the interaction begins as soon as the disk dominance parameter reaches $q_B = 1$. In Figure 7, we delay the onset of the interaction to $q_B = 0.01$. In both figures, the new dotted (magenta) curves denote the binary’s residence time in the time–dependent disk. Note that in the latter case, in Figure 7, the residence time undergoes a discrete jump when the disk–binary interaction is turned on: the binary stalls, and does not move initially, until the mass of material that has piled up is of the order of the secondary’s mass. As the figures show, these residence times are indeed significantly longer than in the steady–disks. At relatively late times after the interaction is assumed to turn on, the residence times asymptote to power–law forms. Most significantly, for each of the binaries shown in Figures 6 and 7, the transition to the GW–driven regime occurs significantly earlier due to the evolution of the disk; just before this transition to the GW–driven regime, the residence times are longer by \approx two orders of magnitude compared to a steady disk.

3. Observational Search for SMBH Binaries Among Luminous AGN

In the rest of this paper, we will discuss identifying coalescing SMBHBs with quasars, and interpreting the residence time t_{res} as the duty–cycle for exhibiting periodic variability on

⁸In IPP, t_ν refers to the standard gas pressure dominated accretion disk, which we generalize to radiation–dominated disks below.

the observed time–scale $t_{\text{var}} \approx (1+z)t_{\text{orb}}$. Our broad justification for these hypotheses is the generic idea, advanced in numerous other works, that quasars are activated in major galaxy mergers (e.g. Hopkins et al. 2007a and references therein). Since SMBHs are believed to be common in galactic nuclei (at least at low redshifts $z \lesssim 3$; see Menou, Haiman & Narayanan 2001; Lippai, Frei & Haiman 2008b and references therein) there could then arguably be a one–to–one correspondence between the quasar phenomenon and SMBHB coalescences.

3.1. A Simplified Model for the Population of Periodic AGN

The total quasar lifetime, defined as the cumulative duration (possibly over multiple episodes) for an individual source to produce bright emission near the Eddington limit, is generally believed to be $t_{\text{Q}} \approx \text{few} \times 10^7$ yr, based on several lines of observational evidence (Martini 2004). As discussed above, this value is consistent with the time–scale it takes for a binary SMBH to evolve to coalescence, starting from the outer edge of a gravitationally stable thin α –disk. Therefore, we hypothesize that the luminous quasar phase coincides with this last stage in the merger of the two SMBHs. Of course, it is possible that the quasar phase occurs either *long before* or *after* coalescence – in either case, there would be no bright emission to observe during the last stages, as hypothesized here.⁹

We next assume that during the coalescence, the binary produces a steady luminosity \bar{L}_{Q} (which evolves only on long time–scales $\gg t_{\text{orb}}$), with roughly periodic fluctuations of amplitude ΔL_{Q} and period $t_{\text{var}} = (1+z)t_{\text{orb}}$ about this steady mean luminosity. As argued in the Introduction, periodic variations could be reasonably expected if the luminosity is tied to the mass accretion rate, with the latter modulated on the orbital period. Even in the absence of such modulations, the emission could vary owing to the orbital motion and emission geometry of the binary (Kocsis & Loeb, in preparation). In the absence of a quantitative model for the electromagnetic emission, we will assume the amplitude ΔL_{Q} is unknown, and below we will ask whether a particular assumed ΔL_{Q} may be detectable. Since the residence time t_{res} decreases continuously as the binary separations shrinks, variability with decreasing periods t_{orb} would be exhibited by a diminishing fraction $\sim t_{\text{res}}/t_{\text{Q}}$ of bright quasars.

Our main point is that an observational survey can attempt to identify such periodically variable sources. The total number of such periodic sources will be $N_{\text{var}} \approx t_{\text{res}}\dot{N}_{\text{mg}}$, where \dot{N}_{mg} represents the merger rate between BHs within the survey volume (or more precisely,

⁹For example, the model by Ciotti & Ostriker (2001) for episodic quasar activity involves a single SMBH, and does not require the presence of a binary.

the activation rate of SMBH coalescence events). In general, the merger rate depends on redshift and on both BH masses, or $\dot{N}_{\text{mg}} = \dot{N}_{\text{mg}}(z, M, q)$, and should include only those sources with a luminosity above the survey detection threshold. To account for the latter condition, the light–curve of each SMBHB, $L_Q = L_Q(t, M, q)$ needs to be known (here t could, for example, refer to the look–back time before merger).

The merger rate $\dot{N}_{\text{mg}}(z, M, q)$ can be modeled using the dark matter halo merger rate with a recipe of associating BHs with halos, and the light–curve $L_Q(t, M, q)$ can then be constrained by matching the observed quasar luminosity function (e.g. Kauffman & Haehnelt 2000). However, a large range of such BH population models can fit the observational data (e.g. Menou, Haiman & Narayanan 2001; Lippai, Frei & Haiman 2008b). To proceed, we instead make the simple assumption that each BH binary produces a constant mean luminosity of $\bar{L}_Q = f_{\text{Edd}} L_{\text{Edd}}$ for a total duration t_Q during its lifetime, where f_{Edd} is a constant of order unity. Reasonable fiducial values appropriate to the bright quasar phase are $f_{\text{Edd}} \approx 0.3$ (Kollmeier et al. 2006) and, as mentioned above, $t_Q \approx \text{few} \times 10^7$ yr (Martini 2004). Note, in particular, that the quasar lifetime t_Q is known to be much shorter than the Hubble time, and \dot{N}_{mg} , which is likely determined by the galaxy merger rate, and proceeds on a cosmological time scale, can reasonably be assumed to be constant during t_Q .

Under the above assumptions, the fraction f_{var} of objects with luminosity L_Q that display periodic variability on the time-scale t_{var} is simply given by the ratio $f_{\text{var}} = t_{\text{res}}/t_Q$. This ratio can be read off directly from Figures 1-7. Note that this conclusion still holds if the quasar emission is intermittent; we require only that the quasar is “on” for the duration t_{res} when the binary orbital timescale is t_{orb} . Most importantly, under these assumptions, the predicted number $N_{\text{var}} = (t_{\text{res}}/t_Q)N_{\text{tot}}$ is a fixed fraction of the total number N_{tot} of quasars, and is independent of the merger rate, as long as the latter is constant during t_Q . We can then associate N_{tot} with the *observed* number of bright AGN. In particular, in the GW–dominated regime, we have the simple prediction

$$f_{\text{var}} = \frac{N_{\text{orb}}}{N_{\text{tot}}} = \left(\frac{10^7 \text{yr}}{t_Q} \right) \left[\frac{t_{\text{var}}}{50.2(1+z) \text{week}} \right]^{8/3} M_7^{-5/3} q_s^{-1}. \quad (50)$$

Note that in this equation, $t_{\text{var}} = (1+z)t_{\text{obs}}$ is the variability time-scale as observed on Earth (assumed to equal the redshifted orbital time); the quasar lifetime t_Q is evaluated in the quasar’s rest–frame.

Before we proceed, we emphasize that there are many complications over the above, simplified picture. First, luminous quasar activity requires a near–Eddington mass–accretion rate, with the gas reaching within several Schwarzschild radii of one or both BHs. It is unclear whether abundant gas will indeed be present this close to the BHs, especially since during the late stages of the merger, the gas is evacuated from the inner disk by the binary’s torques,

and the exterior gas disk is eventually unable to follow the rapidly decaying BH binary. Furthermore, in the final, GW-dominated regime, the $t_{\text{res}} \propto t_{\text{orb}}^{8/3}$ scaling strictly holds only if any residual circumbinary gas has negligible impact on the orbital decay. This requirement could, in fact, contradict the assumption that the binary is producing bright emission during this stage. Second, in order for the emission to be periodically variable, the gas has to respond rapidly to the gravitational perturbations from the binary. The time-scale for this response is of order the *local* orbital time; variability on the orbital time-scale of the *binary* itself therefore again requires gas close to the binary’s orbital radius.

If the central cavity were indeed truly empty, no gas would reach the SMBHBs, and bright emission could not be produced. On the other hand, an empty cavity is certainly an idealization, and detailed models for the joint disk + binary evolution are required to assess the plausibility of our assumptions. Conversely, the observations envisioned here will constrain such models (which, again, is the main point of the present paper).

In support of our assumptions, we note, however, that gas could be present near the BHs in the case of unequal masses (so that the torques are reduced), or if the disk remains thick, making it difficult for the binary to open and maintain a nearly empty central cavity. Numerical simulations indeed suggest residual gas inflow into the cavity (Artymowicz & Lubow 1996; MacFadyen & Milosavljević 2008; Hayasaki et al. 2007; Cuadra et al. 2009), which may plausibly accrete onto the BHs (with both BHs possibly forming their smaller individual accretion disks; Hayasaki et al. 2008), producing non-negligible EM emission. Simulations have also shown, in the context of proto-planetary disks, that when the circumbinary disk is sufficiently thick, the mass flow rate across the gap is increased (Dobbs-Dixon et al. 2007). Such residual inflow onto a SMBH binary has been invoked to explain the ~ 12 -yr periodic emission from the quasar OJ287 (Artymowicz & Lubow 1996). More recently, the large velocity offsets seen in the spectrum of the quasar SDSS J092712.65+294344.0 (Komossa, Zhou & Lu 2008) have been interpreted with a similar model, including gas inflow onto a luminous SMBH binary (Bogdanovic, Eracleous & Sigurdsson 2009); a similar interpretation was invoked for the binary quasar candidate recently identified by Boroson & Lauer (2009).

There are additional caveats that will hamper the identification of any periodic sources, even if they exist and produce bright enough luminosity to be detectable. The Eddington ratio of bright AGN is already known to have a significant scatter (~ 0.3 dex; Kollmeier et al. 2006). The light-curve of the merging binary is also likely to evolve, rather than having a simple “tophat” shape. It is possible, in particular (e.g. Barger et al. 2005; Hopkins et al. 2005) that merging SMBHBs spend a significantly longer time ($\sim 10^9$ yr) at lower luminosities, ($f_{\text{Edd}} \ll 1$). This will complicate the interpretation of any observed variability (i.e., converting the observed ratio $N_{\text{var}}/N_{\text{tot}}$ at t_{var} to t_{res} will require knowing the probability

distribution of Eddington ratios). This, however, can be alleviated by considering only the *relative* abundance of periodically variable objects at different values of t_{var} , instead of the absolute number of sources that show periodic variability. In this case, the only assumption required is that f_{Edd} does not evolve significantly during the observed range of t_{var} – this should be reasonable over a factor of a \sim few range in orbital radius or in t_{orb} . Furthermore, even if there is a range of different BH masses, among sources with a similar luminosity, producing variability with the same period, Figures 1 and 2 show that more massive BHBs will move much more quickly through a fixed t_{orb} . Given that there are most likely fewer of the more massive BHBs to begin with, the set of all sources with the same t_{var} will be heavily dominated by the lowest-mass BHBs, caught at their relevant orbital radius. This still leaves the caveat, however, that the source is significantly sub-Eddington during the late stages of coalescence. In this case, the periodic sources will be harder to detect both because they are fainter, and also because they will also be rarer (among the long-lived and therefore more numerous, near-Eddington quasars with a similar luminosity).

Another caveat is that at fixed t_{orb} and M , the distribution of q is unknown, and can depend on M . However, bright AGN activity is thought to be activated only in relatively major mergers. A smaller satellite galaxy, falling onto a larger central galaxy that is more than ≈ 10 times more massive, may not experience the torques needed to bring its gaseous nucleus, with the low-mass BH, close to the center of the larger galaxy, for the BH-BH merger to take place (Hopkins et al. 2006); the dynamical friction time for small galaxies themselves can also be too long (e.g. Kauffman & Haehnelt 2000), and/or the small satellites can be tidally stripped before reaching the central regions of the larger galaxy (e.g. Kazantzidis et al. 2005). These arguments, coupled with the well-established correlations between the mass of a SMBH and its host galaxy (e.g. Ferrarese 2002, see also the Introduction), suggest that the q -distribution among binaries associated with quasars may not extend to values significantly below $q \sim 0.1$.

Finally, for simplicity, in our estimates we have assumed circular orbits, both for the binary and the disk gas. It has been shown that the binary-disk interaction could drive both the SMBHs and the gas to have significant eccentricities (Armitage & Natarajan 2005; MacFadyen & Milosavljević 2008; Dotti et al. 2008; Hayasaki et al. 2008; Cuadra et al. 2009). Such eccentricities should leave characteristic asymmetric signatures in the modulated mass accretion rate (see Figure 8 in Hayasaki et al. 2007). The resulting light-curves may exhibit corresponding features, which could be resolved, given sufficient time-sampling. In practice, allowing for eccentricities will most likely further complicate the interpretation of any observed period distribution, especially if the time-sampling is too coarse to explicitly reveal any asymmetric features.

3.2. Requirements of a Variability Search

Despite the caveats listed in the previous section, it is plausible that the periodic sources envisioned here exist, and we propose that they can be looked for, in a suitably designed survey. Most importantly, Figures 1 and 2 show that the expected variability timescale can be in a suitable range for a statistical detection, with a duty-cycle of $t_{\text{res}} \gtrsim 10^4$ yr over the range from $t_{\text{var}} \sim \text{day}$ to $\sim \text{yr}$. This suggests that such periodic sources may not be too rare.

What will be the practical limitations for discovering the population of periodic sources? Clearly, there has to be a sufficient number of sources, observed over a range of variability time-scales for a representative statistical sampling, and the brightness variations of these sources must be detectable. In addition, the individual light-curves have to be sampled well enough to confirm their periodic nature: this will be necessary to distinguish the coalescing SMBH binaries from other types of variable objects. Besides discovering the periodic sources, the idea proposed here is to measure the dependence of N_{var} on t_{var} – possibly to use the $N_{\text{var}} \propto t_{\text{var}}^{8/3}$ scaling to demonstrate that the periodic variability comes from perturbations by the orbital motion during the GW inspiral. For this, the survey also needs to cover at least a factor of several range in t_{var} .

The above issues will place requirements on (i) the sensitivity and (ii) solid angle, as well as on the (iii) total duration and (iv) sampling rate for a survey. We can use the simple disk models and the idealized picture discussed above, to roughly delineate these requirements. For simplicity of discussion, let us assume that all sources are at $z = 2$. In reality, quasars (and therefore major BH mergers) have a broad distribution with a peak around this redshift; clearly this will have to be taken into account in designing an actual survey. For simplicity, let us also fix the mass ratio $q = 1$. In reality, there should be a distribution of values, perhaps in the range $0.1 \lesssim q \leq 1$, for the mergers that activate bright quasar activity (Hopkins et al. 2006). This would not significantly affect our conclusions, unless q frequently extends well below 0.1.

Imagine a survey with a sensitivity that corresponds to detecting the periodic variability of BHBs with a mass M_{min} at $z = 2$, covering a solid angle $\Delta\Omega$. (A real survey, of course, will have a completeness for variability detection that is not a step function). Let us assume that the variable flux corresponds to a fraction η_{var} of the steady mean luminosity, $\Delta L_{\text{Q}} = \eta_{\text{var}} \bar{L}_{\text{Q}} = \eta_{\text{var}} f_{\text{Edd}} L_{\text{Edd}}$. If the survey volume contains a total of N_{tot} SMBHBs with the luminosity \bar{L}_{Q} , then the periodic variable fraction, $t_{\text{res}}/t_{\text{Q}}$, can be determined down to the smallest value $\approx N_{\text{tot}}^{-1}$ (i.e. to find at least one periodic source). Fixing the values of $\eta_{\text{var}} f_{\text{Edd}}$ and t_{Q} (as well as M_{min} , z and q), this corresponds to a minimum variability time-scale $t_{\text{var,min}}$ that can be probed. Let us define the requirement that this minimum is $t_{\text{var,min}} \leq 20$ weeks. Assuming that the longest variability time-scale of interest is around $t_{\text{var,max}} \sim 1$

year (so that the periodic nature of the variations can be convincingly demonstrated over a multi-year survey), this will offer a factor of three range in t_{var} for mapping out the N_{var} *vs.* t_{var} dependence. For example, with the steepest possible (pure GW-driven) scaling $N_{\text{var}} \propto t_{\text{var}}^{8/3}$, a survey volume containing a single source with $t_{\text{var}} = 20$ weeks would then contain $3^{8/3} \approx 20$ sources with a similar luminosity but with a $t_{\text{var}} = 60$ week period.

To fix some numbers, let us set $f_{\text{Edd}} = 0.3$, $\eta_{\text{var}} = 0.1$, and $t_{\text{Q}} = 10^7$ yr. For reference, the Eddington luminosity of a $3 \times 10^6 M_{\odot}$ BH at $z = 2$, assuming a $\sim 10\%$ bolometric correction, corresponds to an optical magnitude of ≈ 24 mag (in the i band). Let us also impose the (somewhat ad-hoc) requirement that the survey volume should contain at least $N_{\text{var}} \geq 100$ sources with a detectable flux variations at the period of 60 weeks. In the GW-driven stage, there will then be at least 5 detectable periodic sources with a period of ≤ 20 weeks; in the gas-driven regime, where the scaling f_{var} *vs.* t_{var} is flatter, there will be a larger number of 20-week period sources.

In Figure 8, the curves show the sky coverage required to satisfy these criteria, as a function of the i -band variable magnitude corresponding to the detection limit of the survey. The BH masses producing the corresponding steady i magnitude (which, in our fiducial model, is 2.5mag brighter than the variable magnitude) are shown on the top axis. This figure assumes $q = 1$. We used the fitting formula by Hopkins et al. (2007b) for the bolometric quasar luminosity function (LF) $d\phi/dL(z, L)$ to compute the the total number N_{tot} of quasars at $z = 2$, per solid angle $\Delta\Omega$, in a redshift range of $\Delta z = 1$, i.e. $N_{\text{tot}} = (\Delta z \Delta\Omega)(d^2V/dz d\Omega) \int_{L_{\text{min}}}^{\infty} (d\phi/dL)dL$, where $(d^2V/dz d\Omega)$ is the cosmological volume element, and L_{min} is the bolometric luminosity corresponding to the steady magnitude threshold i . We then used equation (50) for f_{var} to obtain the total number $N_{\text{var}} = f_{\text{var}} N_{\text{tot}}$ of variable sources at observed period of $t_{\text{var}} = 20$ weeks and at $t_{\text{var}} = 60$ weeks. Requiring $N_{\text{var}}(t_{\text{var}} = 60 \text{ weeks}) \geq 100$ then yields the solid angle $\Delta\Omega$ as a function of i . Note that the quasar LF is almost a pure power-law up to $M_{\text{bh}} \approx 10^9 M_{\odot}$. The break between $i = 26 - 27$ mag in the solid curves corresponds to the transition between GW and gas-driven orbital decay. In particular, the figure shows that SMBHs with a mass above/below $\sim 10^7 M_{\odot}$ are in the GW/gas-driven regime, respectively.

Figure 8 shows that there is a clear trade-off between survey depth and area: the required sky coverage scales with the survey flux limit approximately as $\Delta\Omega \propto F^{-2}$, with a steepening for shallow surveys with limiting magnitudes $i \lesssim 22.5$ (due to the decline at the bright end of the quasar LF), and a flattening for very deep surveys with limiting magnitudes $i \gtrsim 26.5$ (because the SMBHBs are in the gas-driven regime and their residence times at fixed t_{orb} are shorter than in the pure GW-driven regime).

From Figure 8, we conclude that, for example, a 1 sq. degree survey, detecting SMBHBs

whose steady luminosity is $i = 23.3$ mag, with a variability at the level of $i = 25.8$ mag, with sufficient sampling and duration to cover periods of 20–60 weeks, represents an example for the minimum specification for the survey parameters (i)-(iv). In this example, the mass of the BHs being detected is $\sim 2 \times 10^7 M_\odot$. Figures 1 and 2 show that at orbital periods of $(20 - 60)/(1 + z) = 7 - 20$ weeks, these BHs are all in the GW-driven regime when $q \sim 1$, but may be in the viscosity-driven regime for $q \ll 1$. Surveys that go deeper and cover a smaller area will begin probing the gas-driven evolutionary stages.

In Figure 9, we examine how the required sky coverage changes when the parameters q , η_{var} or f_{Edd} are modified. The middle (black) curve shows the sky coverage required to find 20 sources at $t_{\text{var}} = 35$ weeks (intermediate between the red and black curves in Figure 8), with our fiducial parameters, $q = 1$, $\eta_{\text{var}} = 0.1$, $f_{\text{Edd}} = 0.3$. The green curve corresponds to changing the mass ratio to $q = 0.01$; this increases/decreases the residence time in the GW/gas-driven regimes relative to the $q = 1$ case (compare Figs. 1 and 2), and therefore reduces/increases the required solid angle coverage. The top pair of (blue) curves in Figure 9 show variations when either η_{var} or f_{Edd} is decreased by a factor of 10 (to 0.03 or 0.01, upper and lower of the pair, respectively). Note that the survey volume requirement is more sensitive to η_{var} (whereas the critical BH mass is equally sensitive to either). Similarly, the bottom pair of (red) curves show variations when either η_{var} or f_{Edd} is increased by a factor of 10. The small break visible at ≈ 25.5 mag in this case corresponds to the transition from the middle to the outer disk region for $\approx 2 \times 10^5 M_\odot$ SMBHBs at $t_{\text{orb}} = 35/(1 + z) \approx 11.5$ weeks (see Fig. 1). Each dashed curve shows the mass of the SMBHB corresponding to the effective i magnitude limit (BH masses are labeled on the right y -axis). The required survey volume also shifts linearly with the assumed total quasar lifetime t_Q .

If we knew where to look (i.e., if *LISA* delivers a candidate for an on-going merger, with sufficiently accurate localization on the sky), it would be possible to perform a deep, targeted observation for variability on short time-scales; between several minutes up to ~ 10 hours within the last \sim month of merger (this possibility is discussed in detail in Kocsis et al. 2008). However, each source will spend only a \sim month at such short variability time-scales, and a random search, in the absence of a preferred direction on the sky, would then have to monitor $> 10^8(t_Q/10^7\text{yr})$ AGN to find a single example of such a late-stage periodic source. Alternatively, one may monitor $\sim 10^6(t_Q/10^7\text{yr})$ AGN for ~ 10 years, to look for (slowly evolving) periods, on the timescale of \sim a day. The slow decrease in the period, which would be a smoking gun for GW-inspiral, will be challenging to observe in real time for individual objects.

3.3. Constraints from Existing and Future Data

Existing observations from radio to X-ray bands have shown that the luminosity of quasars and other active galactic nuclei varies on time-scales from hours to several years (see, e.g., the articles in Gaskell et al. 2006 or the recent review by Fan 2005). In fact, variability often aids in the identification of AGN (and may conversely be a major obstacle in identifying the periodic signal proposed here). While variability is detected in a large fraction of all AGN, there are only a handful of sources whose structure function shows clear *periodic* variability on long (\gtrsim weeks) time-scales (see, e.g. Rieger 2007 for a review focusing on searches for periodic variability). Examples include a handful of blazars, whose historical light-curves show periodic outbursts on timescales of a year to a decade, or even longer (see, e.g., Sillanpää et al. 1988; Liu, Xie & Bai 1995; Liu, Liu & Xie 1997; Raiteri et al. 2001; Qian et al. 2007; Tao et al. 2008, and references in these papers, for individual objects). Neugebauer & Matthews (1999) monitored 25 low-redshift, optically selected quasars for variability over several decades in infrared bands. They identified one object, the radio-loud quasar PG 1535+547, whose structure function shows a periodic component with a period of ~ 10 yr. This source has a bolometric luminosity of $L_{\text{bol}} = 10^{13.44}L_{\odot}$, implying a BH mass of $\sim 3 \times 10^9 (f_{\text{Edd}}/0.3)^{-1}M_{\odot}$. Figure 1 shows that equal-mass SMBH binaries with this mass are in the GW-driven regime, and $f_{\text{var}} \sim 20\%$ may exhibit a 10-year period. In comparison, Figure 2 shows that unequal-mass binaries with this total mass may be in the gas-driven regime, and periodic variability may be exceedingly rare. Thus, we conclude that the identification of one periodic object is roughly consistent with it being an example of a GW-driven, near-equal mass binary. However, there are only 4 objects in the sample studied by Neugebauer & Matthews (1999) with luminosities above $L_{\text{bol}} = 10^{13}L_{\odot}$, prohibiting robust conclusions.

Very large area variability surveys, such as in the Sloan Digital Sky Survey (SDSS), are shallow, and detect variability down to only $i \approx 20$ mag (Vanden Berk et al. 2004). With our fiducial $f_{\text{var}} = 0.1$, this corresponds to periodic AGN whose steady luminosities are $i \approx 17.5$ mag. Figure 8 shows that such a survey would have missed the periodic variations discussed above. Figure 9 shows that if the variable fraction is much larger, $\eta_{\text{var}} \gtrsim 0.3$, then ~ 100 variable sources with a yearly period would be detectable – but their periodic nature could be demonstrated only with sufficient time-sampling, extending over a decade.

A recent, much deeper optical survey by the Subaru telescope (Morokuma et al. 2008a,b) for variable objects provides interesting constraints on the scenario envisioned here. The completeness function in this survey, defined as the probability to detect flux variations of an object with a variable component i , goes from \sim unity to \sim zero between $i \approx 25$ to $i \approx 26$ (see Fig. 8 in Morokuma et al. 2008a). In the fiducial case with $f_{\text{Edd}} = 0.3$ and $\eta_{\text{var}} = 0.1$,

the limiting variability magnitude $i = 25.5$ mag corresponds to the mean steady magnitude of $i = 23$ mag, and BH mass of $M = 2.5 \times 10^7 M_\odot$. At $z = 2$, the Subaru survey has a completeness of 0.5 at this magnitude (see Fig. 11 in Morokuma et al. 2008a) and covers an area of 0.9 sq. degrees. This combination of sensitivity and area lies very close (just below) the curves in Figure 8. Using the Hopkins et al. (2007b) quasar LF, and assuming a completeness of 0.5, we find that the Subaru survey should detect 440 AGN; this is in nearly exact agreement with their quoted result (489 deg^{-2}). We further find that of these sources, $\sim 0.6, 12, 61$ would vary with observed periods of 20 weeks, 60 weeks, and 1000 days (adopting a probability of 0.5 for detecting variability, from Fig. 8 in Morokuma et al. 2008a). Figure 12 in Morokuma et al. (2008b) shows that they found several dozen sources that varied, at least once in their life, on all of these timescales. Unfortunately, we do not know whether these sources are periodic or not, and therefore the Subaru survey results represent only an upper limit on the fraction of periodic sources. Nevertheless, this already suggests that the $2.5 \times 10^7 M_\odot$ BHs at the limit of the survey can not produce variability at the level significantly exceeding our fiducial $0.03 L_{\text{Edd}}$.

The ultra-deep *Hubble Space Telescope* (*HST*) variability surveys (see, e.g., the recent review by Sarajedini 2008, and references therein) discovered galaxies whose nuclei varied by magnitudes down to $V \approx 27.5$. The observations were taken a year apart in the Hubble Deep Field North (HDFN) and the Groth Survey Strip (GSS), whose areas are $\sim 3 \times 10^{-3}$ and ~ 0.1 sq. degrees, respectively. While the solid angle of the HDFN dataset is too small to yield useful constraints, the fiducial case with $f_{\text{Edd}} = 0.3$ and $\eta_{\text{var}} = 0.1$ in Figure 8 shows that the GSS dataset just reaches the sensitivity/area combination of ~ 27 mag and ~ 0.1 sq. degrees required to find flux variations from $M_{\text{bh}} \sim 10^7 M_\odot$ SMBHBs. Approximately 4.5% of AGN were found to vary by magnitudes down to $V \approx 27$ in this dataset (see Sarajedini et al. 2006, for more details), suggesting that $\lesssim 5\%$ of AGN containing SMBHBs with this mass can produce variability at the $\sim 0.03 L_{\text{Edd}}$ level.

AGN are also known to vary on long times-scales in X-ray bands. Systematic and unbiased variability surveys sensitive to times-scales of weeks, such as those in soft X-rays in the ROSAT all sky survey (Fuhrmeister & Schmitt 2003) or in hard X-rays in *Swift*/BAT data (Beckmann et al. 2007) however, have been restricted to the brightest AGN, while deeper surveys, such as those by *RXTE* (Markowitz & Edelson 2001), of the *Chandra* Deep Field North (Bauer et al. 2003, 2004) and South (Paolillo et al. 2004), and by *XMM* (Papadakis et al. 2008) have only monitored up to a few hundred sources. These observations do suggest that a large fraction of AGNs vary in X-ray bands on time scales of a day to a year, but whether the variations are periodic have not been determined. In the 9-month duration observations covered by *Swift*/BAT data, Beckmann et al. (2007) find a strong anti-correlation between luminosity and variability (with no source with luminosity $L_X > 5 \times 10^{43} \text{ erg s}^{-1}$ showing

significant variability); Papadakis et al. (2008) report a similar trend from an X-ray variability analysis of 66 AGN in the Lockman Hole. These findings would be consistent with the trend that the most massive SMBHBs ($\gtrsim 10^8 M_\odot$) spend less time at a fixed orbital timescale of $t_{\text{orb}} \sim 10$ weeks (see Figures 1 and 2). The results of Beckmann et al. (2007) suggest that absorbed sources vary more than unabsorbed ones, which may be particularly relevant for finding the periodic SMBH binary sources envisioned here, which are undergoing the last stages of their merger, and may be heavily obscured and visible primarily in X-ray bands.

While the deep existing optical surveys come close to placing useful constraints on the scenario envisioned here, future surveys, designed to uncover source populations with periodic variations on times-scales of tens of weeks, should be able to either discover these populations, or place stringent limits on their existence. Many large optical/IR surveys are being planned or built, motivated largely by finding type Ia supernovae (SNe) for cosmological studies (see, e.g., Stubbs 2008, for a recent review). The most ambitious of these, such as LSST and Pan-STARRS-4¹⁰ will be all-sky surveys, and should be able to detect variability to 26 – 27mag, allowing detections well beyond the most pessimistic case shown in Figure 9. The proposed ALPACA survey (Corasaniti et al. 2006) will cover 1,000 sq. degrees to 23-25 mag in 5 optical bands, and would already reach the sensitivity/area combination probing these pessimistic scenarios.

3.4. Other Detection Methods

In addition to producing periodic variability, there could be several other methods to prove or disprove the presence of a SMBH binary. First, the orbital motion of the binary may cause relative shifts in the quasar’s emission lines. For example, in a configuration in which the broad lines arise from gas close to one of the two (moving) BHs, and the narrow lines arise from material farther away, which is close to rest at the systemic redshift, such a shift could arise between the narrow and broad emission lines (Bogdanovic, Eracleous & Sigurdsson 2009). Similarly, if both BHs carry their own accretion disks, extending to a few Schwarzschild radii, and produce broad lines (Hayasaki et al. 2007), then there could be two sets of broad emission lines, super-imposed with a similar relative velocity shift. The magnitude of these shifts may be of order the orbital velocity ($v \sim 6,000$ km/s at $\sim 1,000$ Schwarzschild radii), which could be detectable either in individual objects, or else statistically for the population.

¹⁰see www.lsst.org and www.pan-starrs.ifa.hawaii.edu

Boroson & Lauer (2009) recently reported a candidate SMBH binary, with two sets of broad emission lines separated by $3,500\text{km s}^{-1}$. The spectrum of this source can also be interpreted with a single BH+disk system (Halpern & Filippenko 1988; Gaskell 2009); indeed, this interpretation is favored by the lack of any change in the velocity offset over the course of ≈ 1 year (Chornock et al. 2009). Nevertheless, it is interesting to note that, with the binary parameters reported for this source (assuming random orientation, and an expected orbital speed of $\approx 6,000\text{km s}^{-1}$), $M \approx M_1 = 10^{8.9} M_\odot$, $M_2 = 10^{7.3} M_\odot$, $q = 0.025$, $t_{\text{orb}} \approx 100$ years, and $R \approx 10^3 R_S$, we find the evolutionary track of the proposed system to be virtually indistinguishable from the $M = 10^9 M_\odot$, $q = 0.01$ case shown in Figure 4. At its currently observed orbital separation of $R \approx 10^3 R_S$, the binary would be in the gas-driven regime, close to outer radius of the formally gravitationally stable disk (i.e., the system is just outside the marked $Q = 1$ point in this figure), with a residence time of $\approx 10^7$ years. This could indeed make this observed separation common among quasars with $M = 10^9 M_\odot$ SMBHBs. The figure also shows that the residence time at fixed orbital velocity decreases steeply with BH mass, suggesting that fainter binary quasars with similar orbital speeds would be much less common.

In the last stages of coalescence, the GWs emitted by such a system would induce periodic modulations in the arrival times of pulses from background radio pulsars; at 200ns timing sensitivity, these modulations would be detectable from SMBHBs out to a distance of $\sim 20\text{Mpc}$ (Jenet et al. 2004, note that this study already applies the idea to the source 3C66B mentioned in § 1, whose elliptical motion was interpreted as due to a SMBHBs, and rules out the SMBHB hypothesis).

4. Summary and Conclusions

In this paper, we followed the evolution of SMBH binaries, starting from large separations, to coalescence. We find, in agreement with earlier works, that the orbital decay is initially generically driven by viscous binary-disk interactions, whereas GWs dominate the last stages. In a refinement of earlier results, we also find that just prior to the transition to GW-driven evolution, the viscous orbital decay is generically in the “secondary-dominated” Type II migration regime (the mass of the secondary is larger than the enclosed disk mass). This is slower than the disk-dominated Type II migration that has sometimes been assumed in the past, and, as a result, SMBH binaries spend a significant fraction of their time at orbital periods of $\sim \text{days}$ to $\sim \text{a year}$, where they may not be rare, and may be identifiable. We emphasized the large uncertainties in the residence times in this regime – for example, time-dependent disk models predict even slower decay. We also find that observations of

BHs with a mass range of $10^6 - 10^9 M_\odot$ over this range of periods could find binaries located in all three physically distinct regions of the circumbinary disk. Thus, several aspects of disk physics could potentially also be probed in future observations of a population of SMBH binaries. We also find that viscous processes may contribute to the orbital decay rate even after the binaries enter *LISA*'s frequency range, for low- and/or unequal-mass binaries ($M \lesssim 10^5 M_\odot$ or $q \lesssim 0.01$). While viscous processes are strongly sub-dominant for rapidly evolving “inspiral” sources, detected during the last few years of their coalescence, the presence of the gaseous disk could reduce any background of unresolved stationary sources at frequencies near the low-frequency end of the *LISA* range ($\sim 10^{-4}$ mHz).

We considered the possibility that there may be a one-to-one correspondence between the activation of luminous AGN and SMBH coalescences, with a fraction of AGN exhibiting periodic flux variations. Given that the interpretation of individual SMBHB candidates have so far remained ambiguous, we proposed that a statistically large sample should aid in the identification of these binary BH sources. Our main conclusion is that future surveys in optical and X-ray bands, which can be sensitive to periodic variations in the emission from $\sim 10^6 - 10^9 M_\odot$ supermassive black hole binaries, on timescales of $t_{\text{var}} \sim$ tens of weeks, at the level of $\sim 1\%$ of the Eddington luminosity, could look for a population of such sources, with the aim of determining the fraction f_{var} of sources, at a given redshift and luminosity, as a function of t_{var} . In our simplified models for the binary-disk interaction, this time-scale of tens of weeks corresponds to the orbital time when binaries with $M \sim 10^7 M_\odot$ make their transition from viscous to GW-driven evolution. In the latter regime, for sources with $M \gtrsim 10^7 M_\odot$, gravitational radiation predicts the scaling $f_{\text{var}} \propto t_{\text{var}}^{8/3}$. The discovery of a population of periodic sources whose abundance obeys this scaling would confirm that the orbital decay is indeed driven by GWs, and also that circumbinary gas is present at small orbital radii and is being perturbed by the BHs. Deviations from the $t_{\text{var}}^{8/3}$ power-law for lower-mass BHs would constrain the structure of the circumbinary gas disk and viscosity-driven orbital decay.

There is certainly a possibility that the periodic sources envisioned here do not exist (e.g., because the SMBH binary does not produce bright and variable emission during its GW-emitting stage, at orbital separations of $\sim 10^3$ Schwarzschild radii). Nevertheless, we argued that existing surveys already approach the required combination of sky coverage and depth, and future surveys, designed to make observations for several years, with a sampling rate of a few days, could yield a positive detection and identify periodic source populations. This would bring rich scientific rewards, possibly including the indirect detection of gravitational waves, driving the orbital decay of these sources.

ZH thanks George Djorgovski and Tuck Stebbins for stimulating discussions, and Mamoru

Doi and Tomoki Morokuma for sharing their Subaru variability search results prior to publication, which originally inspired this paper. We also thank Zolt Frei and David Hogg for useful comments, Chris Stubbs, Michael Strauss and Richard Mushotzky for advice on variability surveys, and the anonymous referee for comments that significantly improved this paper. KM thanks the Aspen Center for Physics, where a part of the work reported here was performed, for their hospitality. This work was supported by the Polányi Program of the Hungarian National Office for Research and Technology (NKTH) and by NASA ATFP grant NNX08AH35G. BK acknowledges support from OTKA Grant 68228.

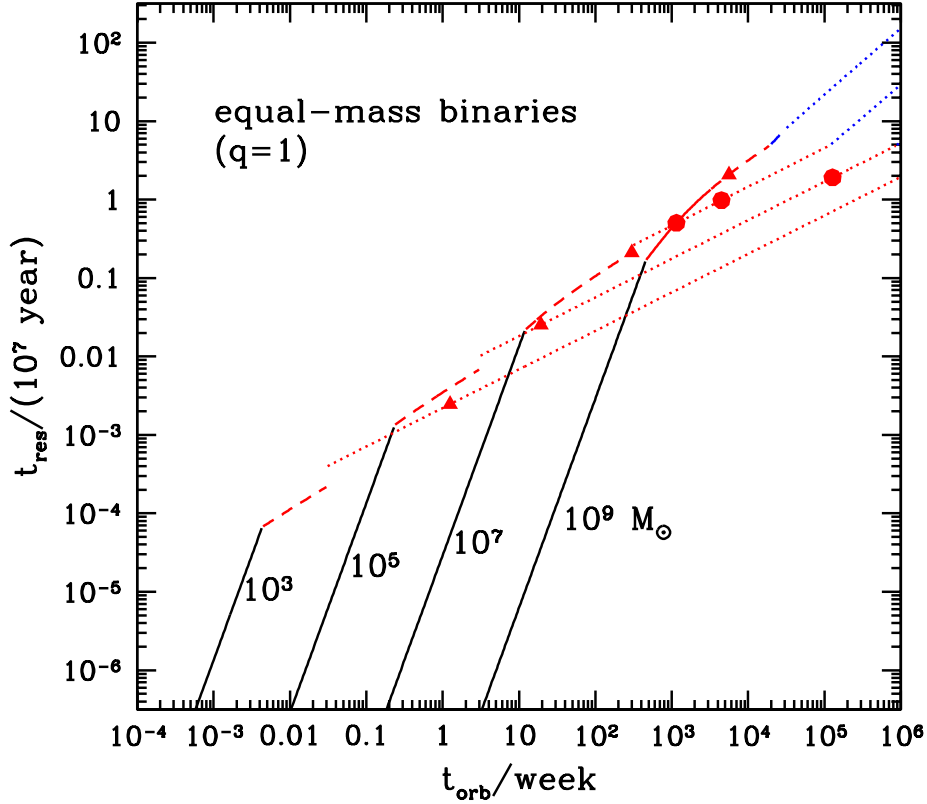


Fig. 1.— The evolution of equal-mass ($q = 1$) SMBH binaries, embedded in a steady circumbinary disk, from large to small orbital separations. The figure shows the residence time $t_{\text{res}} = -R/(dR/dt)$ that each binary spends at the radius where the orbital time is t_{orb} . The four curves correspond to binaries with total masses of $M = 10^3, 10^5, 10^7$, and $10^9 M_{\odot}$, as labeled. The large dots denote the critical radius beyond which the assumed circumbinary disk is unstable to fragmentation (Toomre parameter $Q < 1$). Similarly, triangles denote radii beyond which the disk may be susceptible to ionization instabilities (the gas temperature falls below 10^4K). In each case, blue/red colors indicate whether the disk mass enclosed within the binary’s orbit is larger/smaller than that mass of the secondary. The dotted/dashed/solid portion of each curve indicates the outer/middle/inner disk region, respectively (as defined in § 2.2). For a binary located at redshift z , the redshifted values of t_{res} and t_{orb} (as measured on Earth), should be multiplied by a factor of $(1 + z)$.

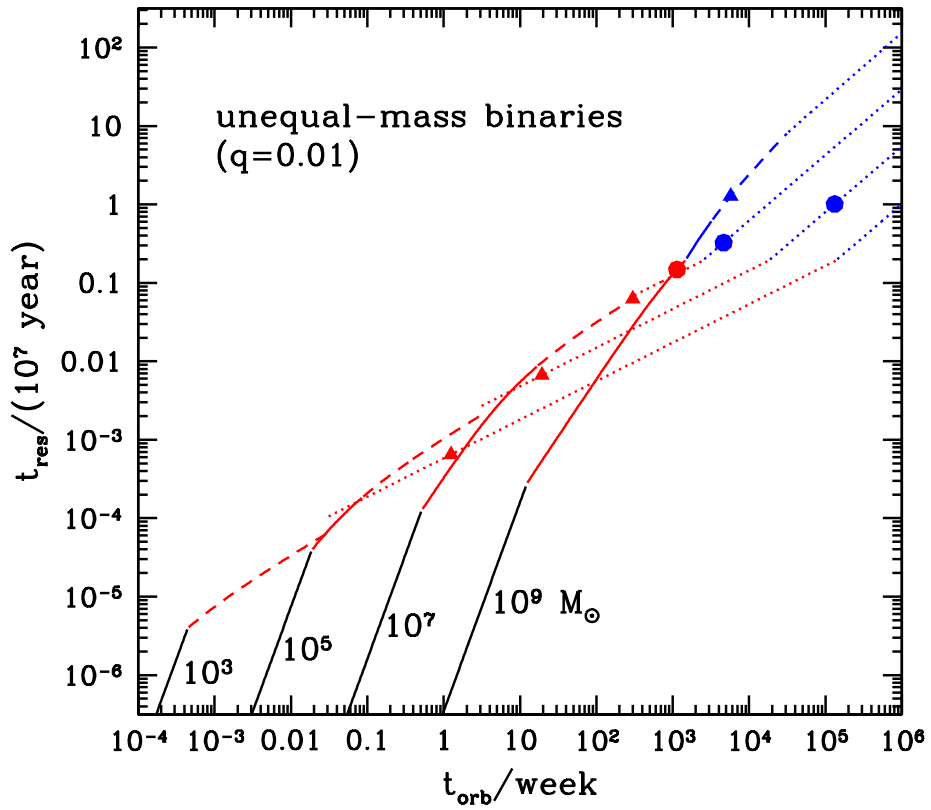


Fig. 2.— The figure shows the residence time t_{res} as in Figure 1, but for unequal-mass binaries ($q = 0.01$).

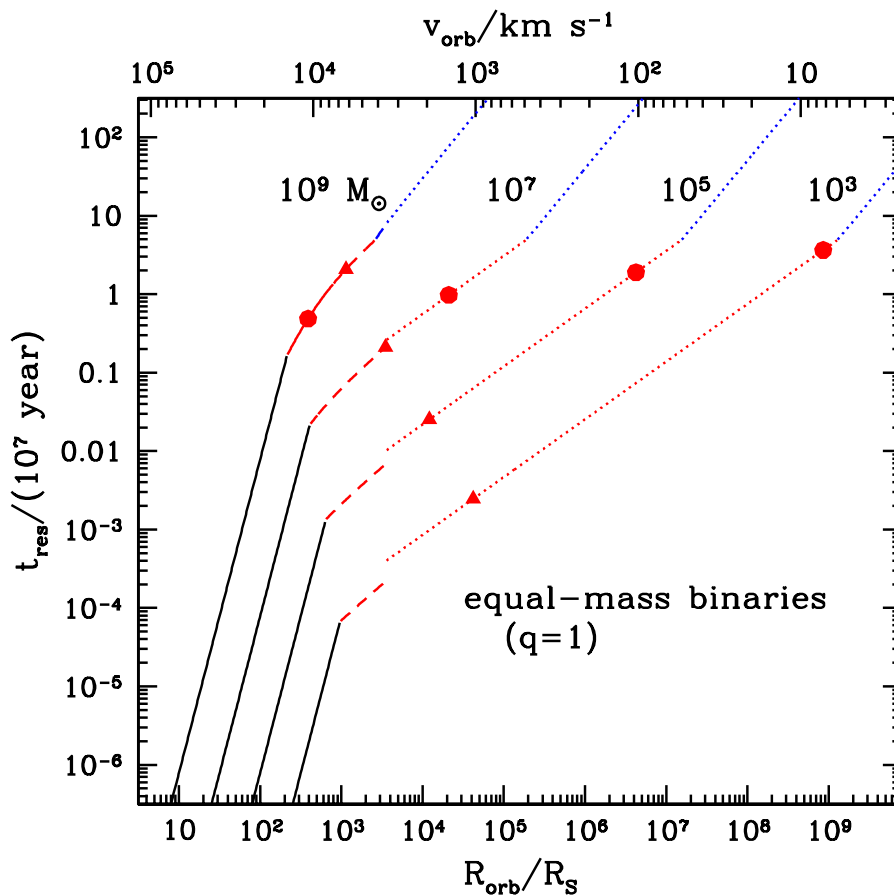


Fig. 3.— The residence time for equal-mass binaries, as in Figure 3, except that t_{res} is here shown as a function of orbital separation R , in units of the Schwarzschild radius R_S . For reference, the x axis labels on the top show the orbital velocity corresponding to each value of R/R_S .

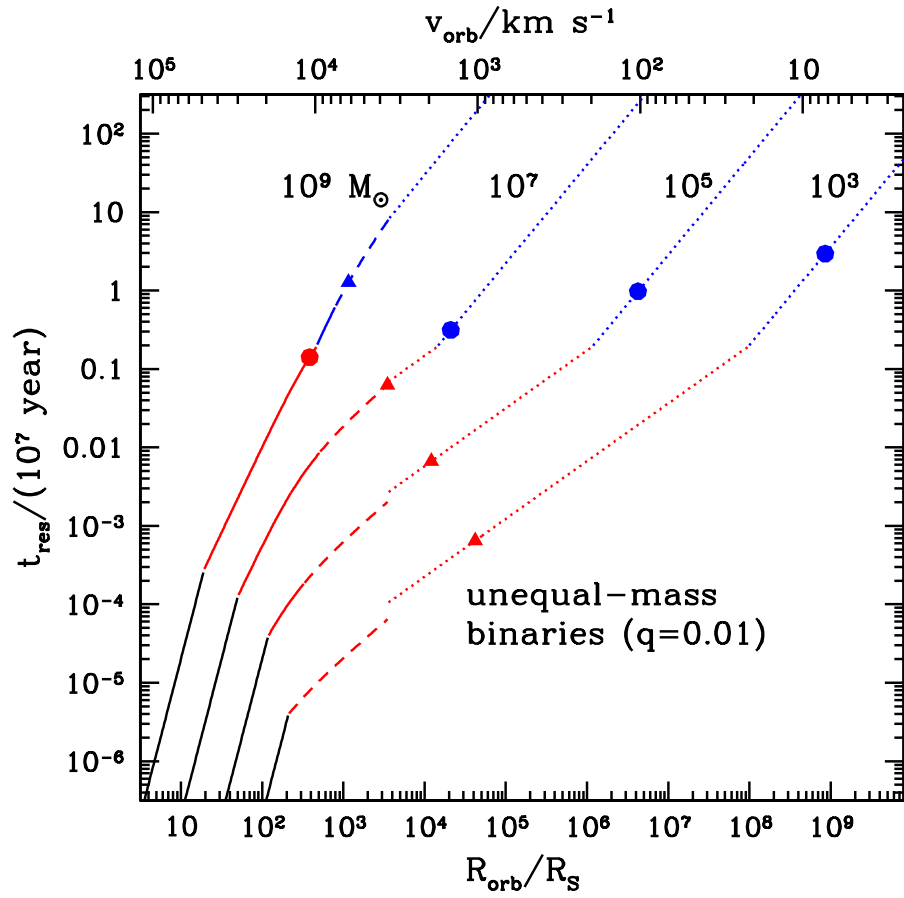


Fig. 4.— The residence time t_{res} as in Figure 3, except for unequal-mass binaries ($q = 0.01$).

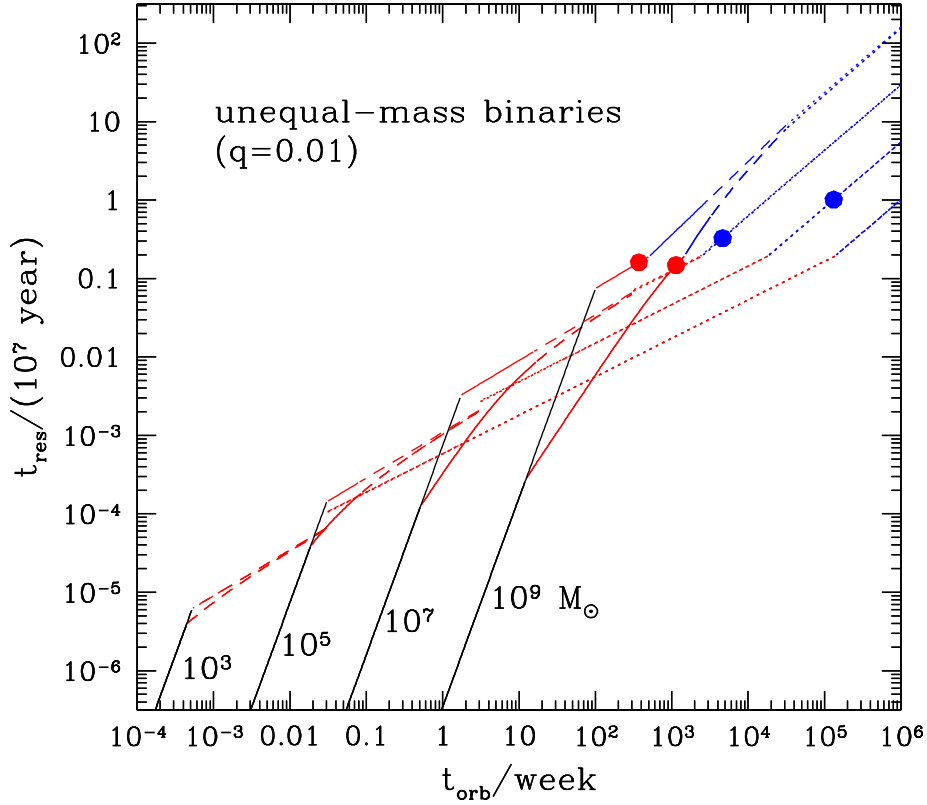


Fig. 5.— The residence time for equal-mass binaries, as in Figure 4, except that for each binary, we also show the results for $b = 1$ (top curves), in addition to the $b = 0$ case (bottom curves, reproduced from Fig. 3). In the $b = 1$ case, the viscosity is proportional to the gas pressure, rather than the total pressure. Once the binary approaches the radiation-pressure dominated regime (shown in solid), the evolution is therefore slower than in the $b = 0$ case.

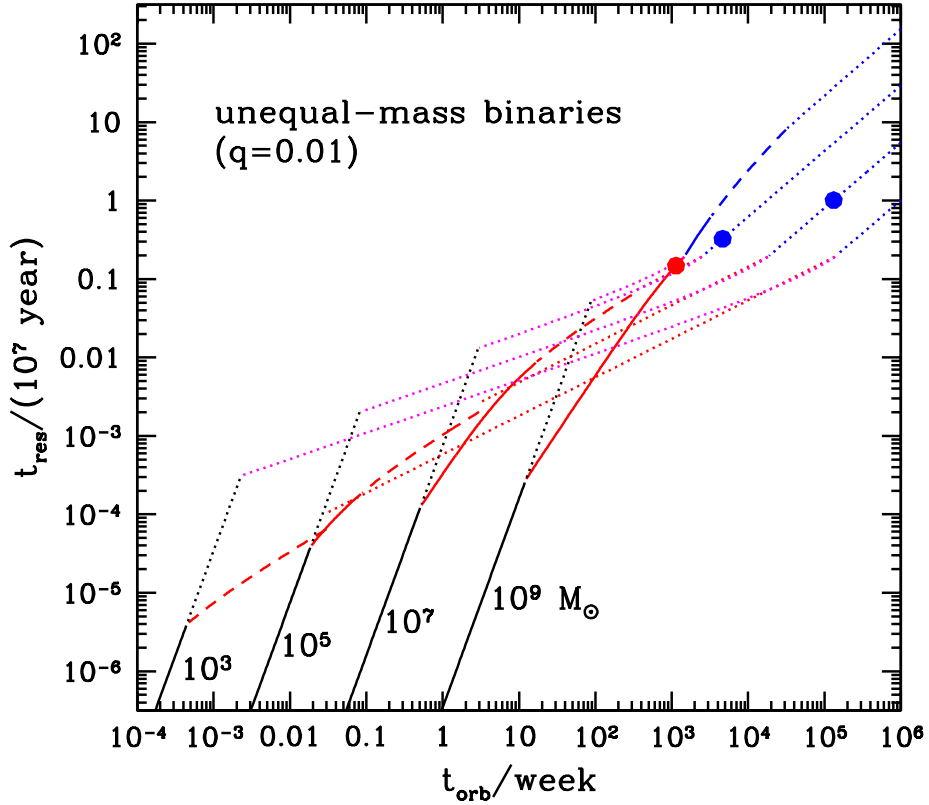


Fig. 6.— The residence time for equal-mass binaries, as in Figure 1, but with additional curves showing the evolution expected in a scenario with a time-dependent disk. The dotted magenta curves were calculated based on the model by Ivanov, Papaloizou, & Polnarev (1999), assuming that the binary-disk interaction turns on when the disk dominance parameter reaches $q_B = 1$ (prior to this, the steady-disk solution is applied). As expected, the pile-up of material in the time-dependent disk slows down the decay of the binary.

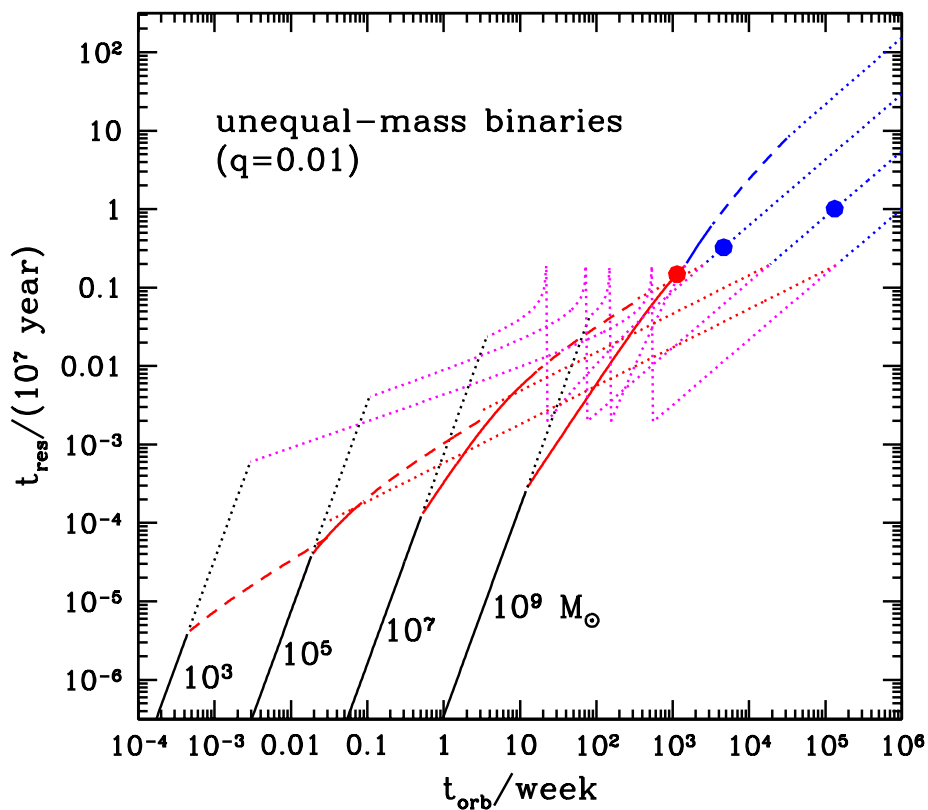


Fig. 7.— The residence time t_{res} as in Figure 6, except that the binary–disk interaction, as modeled by Ivanov, Papaloizou, & Polnarev (1999), is turned on later, when the disk dominance parameter drops below $q_B = 0.01$. Prior to this, the disk-dominated, steady-disk solution is applied.

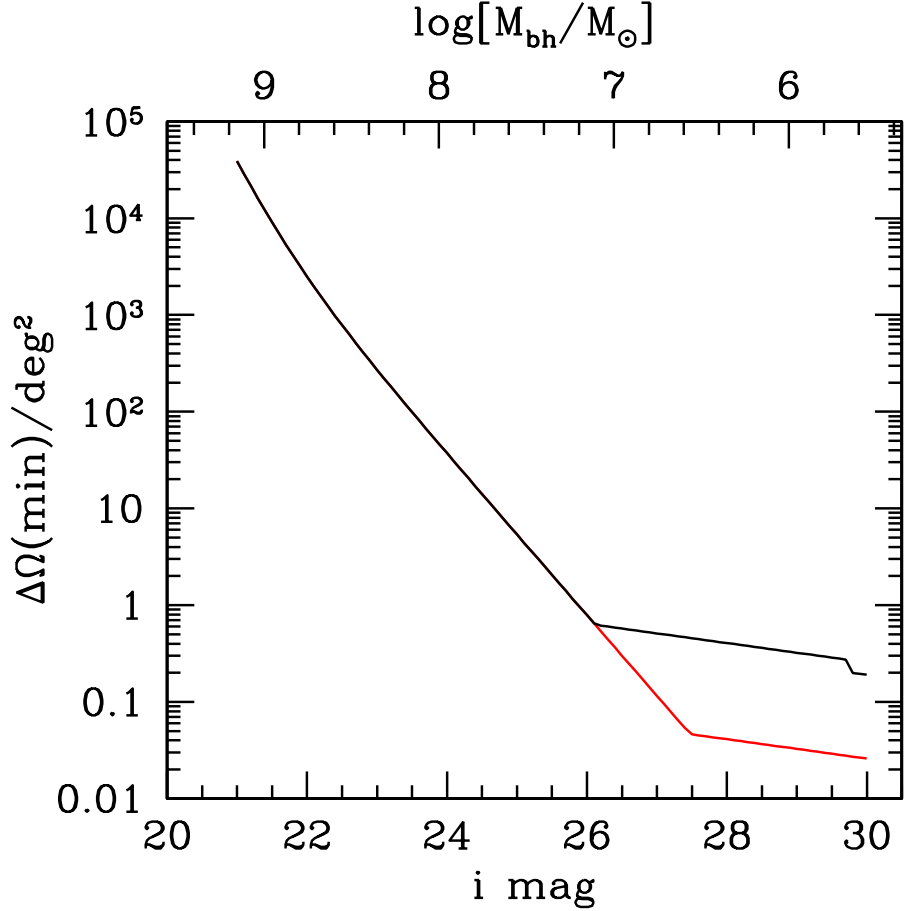


Fig. 8.— The sky coverage required to find a population of periodic sources, assuming our fiducial set of source parameters (see text). The upper (black) curve shows the solid angle required to find at least ≈ 100 periodic sources between $1.5 < z < 2.5$ with an observed period of 60 weeks, as a function of the limit of the survey for the variable i -band luminosity. The lower (red) curve shows the solid angle required for at least 5 periodic sources with $t_{\text{var}} = 20$ weeks. In the GW-driven regime, these two criteria coincide. The upper labels show the mass of the SMBHB producing the corresponding steady i magnitude (assumed here to be 2.5 mag brighter than the variable magnitude). As shown by the break between 26 - 27 mag in the curves, BHs with a mass above/below $\sim 10^7 M_{\odot}$ are in the GW/gas-driven regime, respectively.

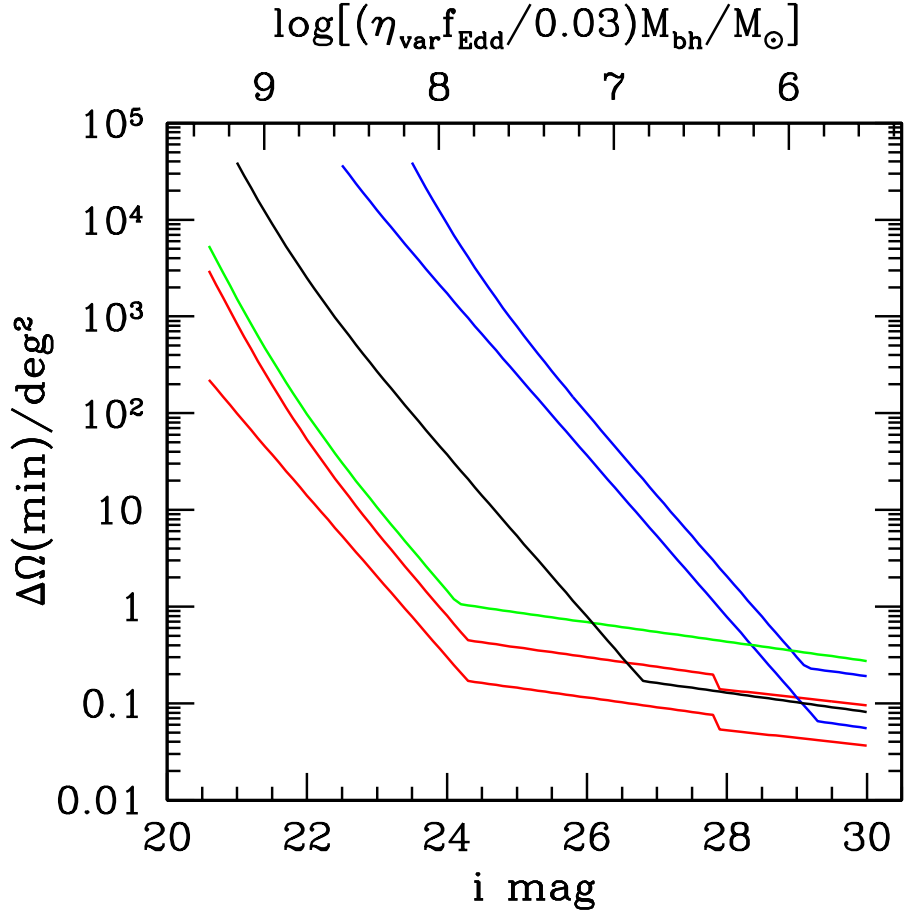


Fig. 9.— This figure shows how the sky coverage required to find a population of periodic sources depends on variations in our fiducial set of source parameters. The middle (black) curve shows the sky coverage required to find 20 sources at $t_{\text{var}} = 35$ weeks, with the same set of fiducial parameters, $q = 1$, $\eta_{\text{var}} = 0.1$, $f_{\text{Edd}} = 0.3$, as in Figure 8. The green curve corresponds to changing the mass ratio to $q = 0.01$; the top/bottom (blue/red) pair of curves show variations when either η_{var} or f_{Edd} is decreased/increased by a factor of 10. Note that the survey volume requirement is more sensitive to η_{var} (whereas the mass of the smallest detectable periodically variable SMBHB, shown on the top axis, is equally sensitive to either).

REFERENCES

- Armitage, P. J. 2007, preprint arXiv:astro-ph/0701485
- Armitage, P. J., & Natarajan, P. 2002, ApJ, 567, L9
- Armitage, P. J., & Natarajan, P. 2005, ApJ, 634, 921
- Artymowicz, P., & Lubow, S. H. 1994, ApJ, 421, 651
- Artymowicz, P., & Lubow, S. H. 1996, ApJ, 467, L77
- Bardeen, J. M., & Peterson, J. A. 1975, ApJ, 195, L65
- Barger, A. J., Cowie, L. L., Mushotzky, R. F., Yang, Y., Wang, W.-H., Steffen, A. T., & Capak, P. 2005, ApJ, 129, 578
- Barnes, J. E. 2002, MNRAS, 333, 481
- Barnes, J. E., & Hernquist, L. 1992, ARA&A, 30, 705
- Bauer, F. E., et al. 2003, AN, 324, 175
- Bauer, F. E., et al. 2004, AdSpR, 34, 2555
- Beckmann, V., et al. 2007, A&A, 475, 827
- Begelman, M. C., Blandford, R. D., & Rees, M. J. 1980, Nature, 287, 307
- Blanchet, L., Qusailah, M. S. S., & Will, C. M., 2005, ApJ, 635, 508
- Bogdanovic, T., Eracleous, M., & Sigurdsson, S. 2009, ApJ, in press, preprint arXiv:0809.3262
- Boroson, T. A., & Lauer, Tod R. 2009, Nature, 458, 53
- Chornock, R., Bloom, J. S., Cenko, S. B. et al. 2009, The Astronomer's Telegram, #1955, <http://www.astronomerstelegram.org/?read=1955>
- Ciotti, L., & Ostriker, J. P. 2001, ApJ, 551, 131
- Corasaniti, P. S., LoVerde, M., Crotts, A., & Blake C. 2006, MNRAS, 369, 798
- Crowder, J., & Cornish, N. J. 2004, Phys. Rev. D, 70, 082004
- Cuadra, J., Armitage, P. J., Alexander, R. D., & Begelman, M. C. 2009, 393, 1423

- Deffayet, C. & Menou, K. 2007, *ApJ*, 668, L143
- Dobbs-Dixon, I., Li, S. L., & Lin, D. N. C. 2007, *ApJ*, 660, 791
- Dotti, M., Salvaterra, R., Sesana, A., Colpi, M., & Haardt, F. 2006, *MNRAS*, 372, 869
- Dotti, M., Colpi, M., Haardt, F., & Mayer, L. 2008, arXiv eprint, arXiv:0807.3626
- Dunkley, J., et al. 2009, *ApJS*, 180, 306
- Escala, A., Larson, R. B., Coppi, P. S., & Mardones, D. 2004, *ApJ*, 607, 765
- Escala, A., Larson, R. B., Coppi, P. S., & Mardones, D. 2005, *ApJ*, 630, 152
- Fan, J. H. 2005, *ChJA&A*, 5, 213
- Ferrarese, L. 2002, *ApJ*, 578, 90
- Ferrarese, L., & Ford, H. 2005, *SSRv*, 116, 523
- Frank, J., King, A., & Raine, D. J. “Accretion Power in Astrophysics: Third Edition,” 2002, Cambridge University Press, ISBN 0521620538
- Frey, S., Gurvits, L. I., Paragi, Z., & Gabanyi, K. E. 2008, *A&A*, 484, L39
- Fuhrmeister, B., & Schmitt, J. H. M. M. 2003, *A&A*, 403, 247
- Gaskell, C. M., McHardy, I. M., Peterson, B. M., & Sergeev, S. G. 2006, “AGN Variability from X-rays to Radio Waves”, ASP Conf. Series, volume 360
- Gaskell, C. M. 2009, *Nature*, submitted, arXiv:0903.4447
- Goodman, J. 2003, *MNRAS*339, 937
- Goodman, J., & Tan, J. C. 2004, *ApJ*, 608, 108
- Gould, A., & Rix, H.-W. 2000, *ApJ*, 532, 29
- Halpern, J. & Filippenko, A. 1988, *Nature*, 331, 46
- Hayasaki, K. 2009, *PASJ*, in press, e-print arXiv:0805.3408
- Hayasaki, K., Mineshige, S., & Ho, L. C. 2008, *ApJ*, 682, 1134
- Hayasaki, K., Mineshige, S., Sudou, H. 2007, *PASJ*, 59, 427
- Hirose, S., Krolik, J. H., & Blaes, O. 2009, *ApJ*, 691, 16

- Holz, D. E., & Hughes, S. A. 2005, *ApJ*, 629, 15
- Hopkins, P. F., Hernquist, L., Cox, T. J., Di Matteo, T., Robertson, B., & Springel, V. 2005, *ApJ*, 630, 716
- Hopkins, P. F., Hernquist, L., Cox, T. J., Di Matteo, T., Robertson, B., & Springel, V. 2006, *ApJS*, 163, 1
- Hopkins, P. F., Bundy, K., Hernquist, L., & Ellis, R. S. 2007a, *ApJ*, 659, 976
- Hopkins, P. F., Richards, G. T., & Hernquist, L. 2007b, *ApJ*, 654, 731
- Hughes, S. A. 2007, in the Proceedings of the 7th Edoardo Amaldi Conference on Gravitational Waves (to be published by Classical and Quantum Gravity), in press, e-print arXiv:0711.0188
- Ivanov, P. B., Papaloizou, J. C. B., & Polnarev, A. G. 1999, *MNRAS*, 307, 79
- Jenet, F. A., Lommen, A., Larson, S. L., & Wen L. 2004, *ApJ*, 606, 799
- Kauffmann, G., & Haehnelt, M. 2000, *MNRAS*, 311, 576
- Kazantzidis, S., et al. 2005, *ApJ*, 623, L67
- Kocsis, B., Frei, Z., Haiman, Z. & Menou, K. 2006, *ApJ*, 637, 27
- Kocsis, B., Haiman, Z., Menou, K., & Frei, Z. 2007, *Phys. Rev. D*, 76, 022003
- Kocsis, B., Haiman, Z., & Menou, K. 2008, *ApJ*, 684, 870
- Kocsis, B., & Loeb, A., 2008, *Phys. Rev. Lett.*, 101, 041101
- Kollmeier, J. A., et al. 2006, *ApJ*, 648, 128
- Komossa, S. et al. 2003, *ApJ*, 582, L15
- Komossa, S., Zhou, H., & Lu, H. 2008, *ApJ*, 678, L81
- Kormendy, J., & Richstone, D. 1995, *ARA&A*, 33, 581
- Lang, R. & Hughes, S. A. 2006, *Phys. Rev. D*, 74, 122001
- Lang, R. N., & Hughes, S. A. 2008, *ApJ*, 677, 1184
- Lightman, A. P., & Eardley, D. M. 1974, *ApJ*, 187, L1

- Lippai, Z., Frei, Zs., & Haiman, Z. 2008a, ApJ, 676, L5
- Lippai, Z., Frei, Zs., & Haiman, Z. 2008b, ApJ, submitted
- Liu, F. K. 2004, MNRAS, 347, 1357
- Liu, F. K., Liu, B. F., & Xie, G. Z. 1997, A&AS, 123, 569
- Liu F. K., Wu X.-B., & Cao S.L. 2003, MNRAS, 340, 411
- Liu, F. K., Xie, G. Z., & Bai, J. M. 1995, A&A, 295, 1
- Loeb, A. 2007, PRL, 99, d1103
- Lynden-Bell, D., & Pringle, J. E. 1974, MNRAS, 168, 603
- MacFadyen, A., & Milosavljević, M. 2008, ApJ, 672, 83
- MacLeod, C. L., & Hogan, C. J. 2007, Phys. Rev. D., vol. 77, Issue 4, id. 043512
- Markowitz, A., & Edelson, R. 2001, ApJ, 547, 684
- Martini, P. 2004, in Carnegie Observatories Astrophysics Series, Vol. 1: Coevolution of Black Holes and Galaxies, ed. L. C. Ho (Cambridge: Cambridge Univ. Press), p. 169
- Mayer, L., Kazantzidis, S., & Escala, A. 2008, preprint arXiv:0807.3329
- Menou, K., Haiman, Z., & Narayanan, V. K. 2001, ApJ, 558, 535
- Menou, K., & Quataert, E. 2001, ApJ, 552, 204
- Merritt, D., Ekers, R. D. 2002, Science 297, 1310
- Milosavljevic, M., & Phinney, E. S. 2005, ApJ, 622, L93
- Morokuma et al. 2008a, ApJ, 676, 163
- Morokuma et al. 2008b, ApJ, 676, 121
- Neugebauer, G., & Matthews, K. 1999, AJ, 118, 35
- Padmanabhan, T., “Theoretical Astrophysics,” 2002, Cambridge University Press, ISBN 0521562422, Vol. 1, Eq. 6.235
- Quian, S.-J., et al. 2007, ChJA&A, 7, 364

- Papadakis, I. E., Chatzopoulos, E., Athanasiadis, D., Markowitz, A., & Georgantopoulos, I. 2008, *A&A*, 487, 475
- Paolillo, M., Schreier, E. J., Giacconi, R., Koekemoer, A. M. & Grogin, N. A. 2004, *ApJ*, 611, 93
- Rafikov, R. R. 2002, *ApJ*, 572, 566
- Raiteri, C. M., et al. 2001, *A&A*, 377, 396
- Rieger, F. M. 2007, *Ap&SS*, 309, 271
- Robertson, B., Cox, T. J., Hernquist, L, Franx, M., Hopkins, P. F., Martini, P., & Springel, V. 2006, *ApJ*, 641, 21
- Rodriguez, C. et al. 2006, *ApJ*, 646, 49
- Roos, N., Kaastra, J. S., & Hummel, C. A. 1993, *ApJ*, 409, 130
- Rybicki, G. B., & Lightman, A. P., “Radiative Processes in Astrophysics,” 1986, Wiley-VCH, ISBN 0-471-82759-2, Eq. 5.20
- Sarajedini, V. L. 2008, *Rev. Mex. A&A*, 32, 34
- Sarajedini, V. L., et al. 2006, *ApJS*, 155, 271
- Schoenmakers, A. P. 2000, *MNRAS*, 315, 371
- Schutz, B. F. 1986, *Nature*, 323, 310
- Schnittman, J. D., Buonanno, A., van Meter, J. R., Baker, J. G., Boggs, W. D., Centrella, J., Kelly, B. J., & McWilliams, S. T. 2008, *Phys. Rev. D.*, vol. 77, Issue 4, id. 044031
- Schnittman, J. D., & Krolik, J. H., 2008, *ApJ*, 684, 835
- Sesana, A., Haardt, F., Madau, P., & Volonteri, M. 2004, *ApJ*, 611, 623
- Sesana, A., Haardt, F., Madau, P., & Volonteri, M. 2005, *ApJ*, 623, 23
- Shakura, N. I., & Syunyaev, R. A. 1973, *A&A*, 24, 337
- Shapiro, S. L., & Teukolsky, S. A., “Black Holes, White Dwarfs and Neutron Stars: The Physics of Compact Objects,” 1986, Wiley-VCH, ISBN 0-471-87316-0, Eq. 14.5.26
- Shields, G. A., & Bonning, E. W., 2008, *ApJ*, 682, 758

- Sillanpää, A., Haarala, S., Valtonen, M. J., Sundelius, B. & Byrd, G. G. 1988, *ApJ*, 325, 628
- Sirko, E., & Goodman, J. 2003, *MNRAS*, 341, 501
- Springel, V., Di Matteo, T., & Hernquist, L. 2005, *ApJ*, 620, L79
- Stubbs, C. W. 2008, in the Proceedings of the 12th Gravitational Wave Data Analysis Workshop, to appear in *Classical and Quantum Gravity*, preprint arXiv:0712.2598
- Sudou, H., Iguchi, S., Murata, Y., Taniguchi, Y. 2003, *Science*, 300, 1263
- Syer, D., & Clarke, C. J. 1995, *MNRAS*, 277, 758
- Tanaka, H., Takeuchi, T., & Ward, W. R. 2002, *ApJ*, 565, 1257
- Tao, J., Fan, J., Qian, B., & Liu, Y. 2008, *AJ*, 135, 737
- Vanden Berk, D. E. et al. 2004, *ApJ*, 601, 692
- Vecchio, A. 2004, *Phys. Rev. D*, 70, 042001