

In press, *Astrophysical Journal Letters*

Supernova Propagation And Cloud Enrichment: A new model for the origin of ^{60}Fe in the early solar system

Matthieu Gounelle¹, Anders Meibom¹, Patrick Hennebelle² & Shu-ichiro Inutsuka³

gounelle@mnhn.fr

ABSTRACT

The radioactive isotope ^{60}Fe ($T_{1/2} = 1.5$ Myr) was present in the early solar system. It is unlikely that it was injected directly into the nascent solar system by a single, nearby supernova. It is proposed instead that it was inherited during the molecular cloud stage from several supernovae belonging to previous episodes of star formation. The expected abundance of ^{60}Fe in star forming regions is estimated taking into account the stochasticity of the star-forming process, and it is showed that many molecular clouds are expected to contain ^{60}Fe (and possibly ^{26}Al [$T_{1/2} = 0.74$ Myr]) at a level compatible with that of the nascent solar system. Therefore, no special explanation is needed to account for our solar system's formation.

Subject headings: solar system, formation, meteors, ISM: clouds, ISM:evolution, supernovae: general

1. Introduction

Short-lived radionuclides (SLRs) are radioactive isotopes with half-lives shorter than 100 Myr, which were present in the early solar system (ESS, Russell et al. 2001). Because of

¹Laboratoire d'Étude la Matière Extraterrestre, Muséum National d'Histoire Naturelle, 57 rue Cuvier, 75 005 Paris, France.

²Laboratoire de Radioastronomie Millimétrique, École Normale Supérieure et Observatoire de Paris, 24 rue Lhomond, 75005 Paris, France.

³Department of Physics, Kyoto University, Kyoto, 606-8502, Japan.

their relatively high abundances with respect to that of the interstellar medium (ISM), some SLRs must have been produced within, or close in space and time to the ESS rather than during continuous Galactic nucleosynthesis (e.g. Meyer & Clayton 2000).

Iron-60 ($T_{1/2} = 1.5$ Myr) holds a special position because it is only produced efficiently by stellar nucleosynthesis unlike other SLRs, which can also be made in the protoplanetary disk via irradiation of dust/gas by accelerated energetic particles such as protons (Lee et al. 1998). As such, ^{60}Fe provides important clues about the immediate stellar environment of the nascent solar system (Montmerle et al. 2006). AGB stars are not considered a likely source of ^{60}Fe in the solar system because of their low probability of encounter with a star-forming region (Kastner & Myers 1994).

Elaborating on the pioneering work of Cameron & Truran (1977), two different quantitative scenarios with *nearby, single* supernova have been proposed whereby ^{60}Fe is injected either into the solar protoplanetary *disk* (e.g. Ouellette et al. 2007) or into the molecular cloud (MC) *core* progenitor of our solar system (e.g. Cameron et al. 1995). Some models envision both possibilities (Takigawa et al. 2008). In the supernova-disk scenario, the small size of the disk requires that it lies within 0.4 pc from the injecting supernova belonging to the same stellar cluster (Ouellette et al. 2007). However, when massive stars become supernovae after a few Myr of evolution, remaining disks around low-mass stars are several pc away from the massive star (e.g. Sicilia-Aguilar et al. 2005), and receive only minute amounts of SLRs (Williams & Gaidos 2007; Gounelle & Meibom 2008). In the supernova-core scenario, the supernova shockwave triggers the core gravitational collapse in addition to delivering SLRs only for very restricted conditions in term of distance and shockwave velocity (Boss et al. 2008).

At present, there is therefore no satisfying model which can explain the presence of ^{60}Fe in the ESS. Here, we quantitatively evaluate a scenario proposing that ^{60}Fe was inherited in the progenitor molecular cloud from *supernovae* belonging to previous episodes of star formation. This scenario differs from scenarios favoring direct injection into a disk/core from a contemporaneous, single, nearby supernova mainly because the ^{60}Fe adduction occurs at the larger MC scale. As previous stellar models trying to account for the presence of ^{60}Fe in the early solar system (Ouellette et al. 2007; Meyer & Clayton 2000; Mostefaoui et al. 2005, Boss et al. 2008), our model cannot solve the problem of ^{53}Mn ($T_{1/2} = 3.7$ Myr) overproduction relative to ^{60}Fe and their relative abundances in the early solar system (e.g. Wasserburg et al. 2006).

2. The Supernova Propagation And Cloud Enrichment Model

2.1. Model sketch

Recently, a new paradigm concerning the formation mechanisms and lifetimes of molecular clouds emerged (see Hennebelle et al. 2007 and references therein). In this new paradigm, referred to as the turbulent convergent flow model, MCs result from the collision of coherent flows and large-scale shocks in the interstellar medium driven by winds from massive stars and supernova explosions. Such collisions compress the interstellar atomic gas and after 10 to 20 Myr of evolution, the gas is dense enough to be shielded from the UV radiation and to become molecular (e.g. Glover & MacLow 2007). Star formation follows immediately after the formation of the dense molecular gas. The turbulent convergent flow model provides a natural explanation for the wind-swept appearance of molecular clouds (Vázquez-Semadeni et al. 2005), but is also consistent with the short lifetime of MCs (Hartmann et al. 2001) and the formation of stars in molecular clouds within a crossing time (Elmegreen 2000). In addition, the turbulent convergent flow model elegantly accounts for the division of OB associations in subgroups of different ages (Lada & Lada 2003). A famous example is the Scorpio-Centaurus region made of the Lower Centaurus Crux (LCC, ~ 16 Myr), the Upper Centaurus Lupus (UCL, ~ 17 Myr) and the Upper Scorpius (Upper Sco, ~ 5 Myr) subregions (Preibisch & Zinnecker 2007).

If the turbulent convergent flow model is correct, relatively high concentrations of ^{60}Fe and other radioactivities with half-lives $\gtrsim 1$ Myr are expected in molecular clouds. This is because supernova ejecta, whose compression effects build molecular clouds, also carry large amount of radioactive elements such as ^{60}Fe . Although it can take as long as 20 Myr to build a molecular cloud depending on the starting density of the atomic gas, live ^{60}Fe is continuously replenished in the second generation molecular cloud by supernovae originating from the first episode of star formation, which explode every few Myr. We therefore suggest that ^{60}Fe in the ESS was inherited from multiple supernovae belonging to previous episodes of star formation and name our model **SPACE** for **S**upernova **P**ropagation **A**nd **C**loud **E**nrichment.

2.2. Quantitative estimate

We consider a first generation of stars formed in molecular cloud 1 (MC1) and a second generation of stars formed in molecular cloud 2 (MC2). After dissipation of the gas, the first (second) generation of stars become the OB1 (OB2) association. In our model, a number of supernovae from MC1 deliver ^{60}Fe into the second generation molecular cloud MC2 (Fig. 1).

The mass of ^{60}Fe in MC2 as a function of time t (time zero being the onset of star formation in MC1) reads:

$$M_{\text{MC2}}(^{60}\text{Fe})[t] = f \eta \sum_{i=1}^{i=N_{\text{SN}}} Y_{\text{SN}_i}(^{60}\text{Fe})e^{-(t-t_i)/\tau}, \quad (1)$$

where f is a geometrical dilution factor, η is the mixing efficiency, N_{SN} is the number of supernovae which have exploded in OB1 before time t , τ is the mean life of ^{60}Fe , $Y_{\text{SN}_i}(^{60}\text{Fe})$ is the ^{60}Fe yield of the i^{th} supernova in MC1 and t_i is the time of the i^{th} supernova explosion in MC1.

The stellar masses (M) in MC1 are calculated following the stellar Initial Mass Function (IMF), using the generating function of Kroupa et al. (1993), $M = 0.01 + (0.19\xi^{1.55} + 0.05\xi^{0.6})/(1 - \xi^{0.58})$, where ξ is a random number to be chosen between 0 and 1 (Brasser et al. 2006). We consider only the distributions whose most massive star is less massive than $150 M_{\odot}$, a likely upper limit for stellar masses (Weidner & Kroupa 2006). Importantly, we find that f_{SN} , the fraction of stars more massive than $8 M_{\odot}$ which will go supernova, is 2.3×10^{-3} .

The yields of ^{60}Fe have been determined for a diversity of supernovae, corresponding to progenitor massive stars with masses ranging from 11 to $120 M_{\odot}$ (Woosley & Weaver 1995; Rauscher et al. 2002; Limongi & Chiffi 2006; www.nucleosynthesis.org). Though in relatively good agreement, the yields somehow vary because of differences in the stellar and nuclear physics used by the different groups. For a given mass, when different yields are available, we use the average of the different yields. For stellar masses for which the yields are unknown, we take the yield of the star closest in mass. The explosion time t_i of each massive star depends on the mass of the progenitor and is given by the evolutionary tracks of Schaller et al. (1992). The model input parameters are summarized in Table 1.

The value of η depends on the efficiency of mixing of ejecta material into cold compressed gas that eventually becomes molecular material. The interface of the ejecta and the shocked ambient medium is expected to be turbulent due to various instabilities. Especially, when the elapsed time of supernova expansion becomes comparable to the cooling timescale of post-shock gas, thermal instability makes the interface highly turbulent. This process is clearly shown in hydrodynamical simulations of the propagation of a shock wave or of a shocked layer into warm neutral medium, which results in the creation of cold turbulent clumps embedded in warm neutral medium via thermal instability (Koyama & Inutsuka 2002; Audit & Hennebelle 2005). The spatial scale of the smallest turbulent eddy is probably comparable to the characteristic size (λ_C) of the smallest cold clump that is on the order of the critical length scale (< 0.01 pc) of thermal instability. The characteristic mass (M_C)

of the smallest cold clumps is much smaller than the solar mass and can be given by the following equation:

$$M_C \equiv \rho_C \lambda_C^3 \sim 10^{-5} M_\odot \left(\frac{\rho_C}{10^{-21} \text{ g cm}^{-3}} \right) \left(\frac{\lambda_C}{0.01 \text{ pc}} \right)^3, \quad (2)$$

where ρ_C is the gas density of cold clumps. Thus, the mixing of the metal-rich ejecta and the ambient medium should be very efficient on this small mass scale. Therefore, we expect the efficiency of mixing to be very high, and use $\eta = 1$ hereafter, in line with the value of η adopted by Looney et al. (2006) in the case of a disk and a starless core. Given that in our model, the supernovae from OB1 by definition face MC2 (see Fig. 1), we expect f to be close to 0.5. We conservatively assume that only one tenth of the supernova ejecta contributes to the sweeping-up of atomic gas and the adduction of ^{60}Fe into the new molecular cloud, and therefore adopt $f = 0.1$.

The evolution of ^{60}Fe in MC2 is calculated for different sizes of MC1, i.e. for different values of its number of stars, N_1 . For each N_1 , the calculation is realized about 100 times to account for the stochastic nature of star formation. A typical example, with $N_1 = 5000$ stars, is given in Fig. 2 where each thin line represents one realization of the simulation, while the thick red line is the average of 102 realizations. The average number of supernovae is 11.8, varying from 4 to 22. Increasing the number of realizations does not change the shape of the red average curve depicted in Fig. 2, nor any of the calculated properties, indicating that 100 realizations of the IMF suffice to give a fair account of the ^{60}Fe abundance expected in MC2. The positive slope at small times (or large masses) is due to the rarity of occurrence of very massive stars. The positive slope at $t = 16$ Myr is due to the high ^{60}Fe yield of the $13 M_\odot$ star compared to stars with neighboring masses (see Table 1). Note that both Woosley & Weaver (1995) and Limongi & Chiffi (1996) find similar high ^{60}Fe yields for the $13 M_\odot$ model.

Because MCs need between 10 and 20 Myr to be built by turbulent convergent flows (e.g. Vázquez-Semadeni et al. 2007; Hennebelle et al. 2008), we calculate the average of the ^{60}Fe abundance between 10 and 20 Myr, $\hat{M}_{\text{MC2}}(^{60}\text{Fe})$. In our typical case ($N_1 = 5000$ stars), $\hat{M}_{\text{MC2}}(^{60}\text{Fe}) = (3.2 \pm 2.0) \times 10^{-6} M_\odot$, where the uncertainty corresponds to one standard deviation (Fig. 3). We find that the value of $\hat{M}_{\text{MC2}}(^{60}\text{Fe})$ scales linearly with N_1 , the number of stars in MC1.

From Fig. 2 and 3, it is clear that second generation MCs are expected to contain a significant amount of ^{60}Fe due to contamination by supernovae of a first generation of stars. It remains to compare that amount of ^{60}Fe contained in MC2 to its abundance in the ESS. Note that because the observed collapse timescales of cores (a few 10^5 yr, Onishi et al. 2002) are far shorter than the ^{60}Fe half-life, there is no need for an extra decay term between the

molecular cloud stage (assumed to start 10 to 20 Myr after the onset of star formation in MC1) and the disk stage, implying that the abundance in protoplanetary disks is identical to that of MC2 from which they form.

2.3. Comparison with the solar system

The initial abundance of ^{60}Fe in the solar system is not precisely known (Mostefaoui et al. 2005; Gounelle & Meibom 2008). The most recent and precise studies failed to detect an isochron and placed upper limits of 6×10^{-7} and 1×10^{-7} respectively for the initial $^{60}\text{Fe}/^{56}\text{Fe}$ ratio (Dauphas et al. 2008; Regelous et al. 2008). Adopting a conservative initial ratio $^{60}\text{Fe}/^{56}\text{Fe} = 3 \times 10^{-7}$, it is estimated that the molecular cloud progenitor of our solar system had an ^{60}Fe concentration of $[^{60}\text{Fe}]_{\text{SS}} = 4 \times 10^{-10} M_{\odot}$ per unit of solar mass, assuming a $^{56}\text{Fe}/^1\text{H}$ ratio of 3.2×10^{-5} , and a metallicity of 0.7 (Lodders 2003).

Our model can account for the ^{60}Fe abundance in the ESS provided it formed in a molecular cloud with a mass $M_{\text{MC2}} = \hat{M}_{\text{MC2}}(^{60}\text{Fe})/[^{60}\text{Fe}]_{\text{SS}} = (0.80 \pm 0.50) \times 10^4 M_{\odot}$. Our typical case, $N_1 = 5000$ stars, corresponds to the estimated number of stars in the UCL-LCC association which formed ~ 12 Myr before the Upper Sco association (de Geus 1992), within the 10-20 Myr interval defined above. If we take $2350 M_{\odot}$ as the stellar content of Upper Sco (de Geus 1992) and a molecular gas mass of $(0.8 \pm 0.5) \times 10^4 M_{\odot}$, we obtain a star formation efficiency of 29_{-11}^{+50} %. This star formation efficiency is in line with the observed star formation efficiencies (5-30 %) of nearby star-forming regions (Lada & Lada 2003), implying that if Upper Sco molecular gas was swept-up by the explosions of supernovae from the UCL-LCC association (Preibisch & Zinnecker 2007), it is expected to contain ^{60}Fe at a concentration similar to that of the ESS. This indicates that our model is self-consistent and offers a plausible astrophysical setting for the presence of ^{60}Fe within the nascent solar system.

3. Discussion

It is obvious that given the stochastic nature of star formation and the variable formation timescales of molecular clouds, a range of ^{60}Fe abundance is expected in molecular clouds (Fig. 2 and 3), and therefore in protoplanetary disks. Some of the input parameters such as f or η could be a factor of a few smaller than the adopted values, lowering accordingly $\hat{M}_{\text{MC2}}(^{60}\text{Fe})$. The ^{60}Fe content of the ESS might however be a factor of 3 smaller than the one we adopted (Regelous et al. 2008). In addition, f_{SN} could be significantly higher

($f_{\text{SN}} = 3 \times 10^{-3}$, Adams & Laughlin 2001) than the value we adopted ($f_{\text{SN}} = 2.1 \times 10^{-3}$), resulting in a higher value of ^{60}Fe in MC2 due to a larger number of SNe in MC1. Finally, any increase of the half-life of ^{60}Fe (Günter Korschinek, personal communication) would increase (exponentially) $\hat{M}_{\text{MC2}}(^{60}\text{Fe})$. The point of the calculations above is to show that for typical numbers (^{60}Fe yields, molecular clouds masses and formation timescales, star formation efficiency...), the estimated ESS abundance of ^{60}Fe can be reproduced in the context of a reasonable astrophysical model.

Our model differs from previous models on several important points. First, ^{60}Fe is delivered to a molecular cloud by a diversity of supernovae rather than by a single supernova. Second, the mass of the receiving phase ($\sim 10^4 M_{\odot}$) is orders of magnitude larger than for the disk and the core model (0.013 and $1 M_{\odot}$ respectively, e.g. Looney et al. 2006). Third, ^{60}Fe is not injected into a dense phase ($n_{\text{H}_2} \sim 10^5 \text{ cm}^{-3}$ and $\sim 10^{14} \text{ cm}^{-3}$ for the core and disk respectively) isolated from the rest of the ISM, but is delivered into a relatively diffuse ISM phase interacting with other ISM components leading to high mixing efficiency (see §2.2). Fourth, the ^{60}Fe -producing supernovae belong to previous generations of massive stars rather than to the same generation of stars. Fifth, the supernovae shock waves do not trigger the collapse of a pre-existing molecular cloud core, but rather contribute to build on a timescale of 10-20 Myr a new, second generation MC. Finally, this new model takes quantitatively into account the stochasticity of the star-forming process (though this approach has been used in a different context, Cerviño et al. 2000).

The paradigm for MC formation described in §2.1 is however not universally accepted. An alternative or complementary view is that gravitational instabilities represent the main driver for MC formation rather than large scale convergent flows (e.g. Hennebelle et al. 2008). However, independently of the main driver for MC formation, it remains observationally true that most stars form in Giant Molecular Clouds (GMCs). In such a context, MC1 and MC2 would represent two different regions of the same GMC which have evolved at different paces (e.g. Fellhauer & Kroupa 2005). The aforementioned observation that OB associations are made of subgroups of different ages can indeed be interpreted as an evidence for sequential star formation in GMCs (Elmegreen & Lada 1977), preserving the essence of our model.

The strength of our model is that the ^{60}Fe content in the ESS is easily reproduced within a plausible, if not common, astrophysical setting, unlike the disk or core models (§1), and that all solar systems (within MC2 or the younger region of a GMC) will receive ^{60}Fe instead of a few disks or cores. Therefore, even if a significant fraction of stars (50 %) form in MC1, the overall probability for ^{60}Fe MC inheritance is far higher than that of injection into a disk or a core. In that respect, though there is not *one* typical solar system, there is no need to

call for an unlikely astrophysical setting for our solar system formation.

An important and so far unresolved problem associated with all models based on supernova ejecta, is the over production of ^{53}Mn relatively to ^{60}Fe and their inferred ratio in the early solar system (Wasserburg et al. 2006). In the current supernova 1D models, ^{53}Mn and ^{60}Fe are produced deep in the supernova interior, together with ^{56}Ni ($T_{1/2} = 6$ days). Nickel-56 is known to make it to the surface (Arnett et al. 1989), ruling out fallback as a solution to the ^{53}Mn overproduction problem (e.g. Meyer & Clayton 2000). Our model does not offer a solution to this general problem, but it is not inconceivable that a solution might come from new developments in supernovae nucleosynthetic models, many aspects of which are not fully understood (Woosley & Heger 2007; Magkotsios et al. 2008).

Though ^{26}Al can be produced by energetic particles irradiation (Lee et al. 1998), it might be difficult for irradiation to account for the entire ESS inventory (Duprat & Tatischeff 2007; Fitoussi et al. 2008). The ESS $^{26}\text{Al}/^{60}\text{Fe}$ mass ratio was ~ 8 , adopting $^{60}\text{Fe}/^{56}\text{Fe} = 3 \times 10^{-7}$, $^{26}\text{Al}/^{27}\text{Al} = 5 \times 10^{-5}$ and an $^{27}\text{Al}/^{56}\text{Fe}$ ratio of 0.11 (Lodders 2003). Given the strong heterogeneity in the ^{26}Al distribution (Diehl et al. 2006), this compares relatively well with the observed ISM $^{26}\text{Al}/^{60}\text{Fe}$ mass ratio of ~ 3 (Wang et al. 2007). This suggests that together with ^{60}Fe , a substantial amount of ^{26}Al could also have been inherited from the progenitor molecular cloud.

M. Serrano is thanked for producing Fig. 1. The reviewers significantly helped to improve the paper. This study was funded by the PNP and the France-États-Unis fund from CNRS, the ANR and the european grant ORIGINS [MRTN-CT-2006-035519].

REFERENCES

- Adams, F. C., & Laughlin, G. 2001, *Icarus*, 150, 151
- Arnett, W. D., Bahcall, J. N., Kirshner, R. P., & Woosley, S. E. 1989, *ARA&A*, 27, 629
- Audit, E., & Hennebelle, P. 2005, *A&A*, 433, 1
- Boss, A. P., Ipatov, S. I., Keiser, S. A., Myhill, E. A., & Vanhala, H. A. T. 2008, *ApJ*, 686, L119
- Brasser, R., Duncan, M.J & Levison, H.F. 2006, *Icarus*, 184, 59
- Cameron, A. G. W. & Truran, J. W. 1977, *Icarus*, 30, 447

- Cameron, A. G. W., Hoflich, P., Myers, P. C. & Clayton, D. D. 1995, *ApJ*, 447, L53
- Cerviño, M., Knödseder, J., Schaerer, D., von Ballmoos, P., & Meynet, G. 2000, *A&A*, 363, 970
- Dauphas, N., et al. 2008, *ApJ*, 686, 560
- de Geus, E. J. 1992, *A&A*, 262, 258
- Diehl, R., et al. 2006, *Nature*, 439, 45
- Duprat, J., & Tatischeff, V. 2007, *ApJ*, 671, L69
- Elmegreen, B.G. 2000, *ApJ*, 277
- Elmegreen, B. G., & Lada, C. J. 1977, *ApJ*, 214, 725
- Fellhauer, M., & Kroupa, P. 2005, *ApJ*, 630, 879
- Fitoussi, C., et al. 2008, *Phys. Rev. C*, 78, 044613
- Glover, S. C. O., & Mac Low, M.-M. 2007, *ApJ*, 659, 1317
- Gounelle, M., & Meibom, A. 2008, *ApJ*, 680, 781
- Hartmann, L., Ballesteros-Paredes, J. & Bergin, E. A. 2001, *ApJ*, 562, 852
- Hennebelle, P., Banerjee, R., Vázquez-Semadeni, E., Klessen, R. S., & Audit, E. 2008, *A&A*, 486, L43
- Hennebelle, P., Mac Low, M. -, & Vazquez-Semadeni, E. 2007, *ArXiv e-prints*, 711, arXiv:0711.2417
- Kastner, J. H. & Myers, P. C. 1994, *ApJ*, 421, 605
- Koyama, H. & Inutsuka, S. 2002, *ApJ*, 564, L97
- Kroupa, P., Tout, C. A., & Gilmore, G. 1993, *MNRAS*, 262, 545
- Lada, C. J. & Lada, E. A. 2003, *ARA&A*, 41, 57
- Lee, T., Shu, F. H., Shang, H., Glassgold, A. E. & Rehm, K.E. 1998, *ApJ*, 506, 898
- Limongi, M. & Chieffi, A. 2006, *ApJ*, 647, 483
- Lodders, K. 2003, *ApJ*, 591, 1220

- Looney, L. W., Tobin, J. J., & Fields, B. D. 2006, *ApJ*, 652, 1755
- Magkotsios, G., et al. 2008, arXiv:0811.4651
- Meyer, B. S. & Clayton, D. D. 2000, *SSR*, 92, 133
- Montmerle, T., Augereau, J. C., Chaussidon, M., Gounelle, M., Marty, B. & Morbidelli, A. 2006, *EMP*, 98, 39
- Mostefaoui, S., Lugmair, G. W. & Hoppe, P. 2005, *ApJ*, 625, 271
- Onishi, T., Mizuno, A., Kawamura, A., Tachihara, K., & Fukui, Y. 2002, *ApJ*, 575, 950
- Ouellette, N., Desch, S. J., & Hester, J. J. 2007, *ApJ*, 662, 1268
- Preibisch, T., & Zinnecker, H. 2007, *IAU Symposium*, 237, 270
- Rauscher, T., Heger, A., Hoffman, R. D. & Woosley, S. E. 2002, *ApJ*, 576, 323
- Regelous, M., Elliott, T., & Coath, C. D. 2008, *EPSL*, 272, 330
- Russell, S. S., Gounelle, M. & Hutchison, R. 2001, *Phil. Trans. Roy. Soc. A*, 359, 1991
- Schaller, G., Schaerer, D., Meynet, G., & Maeder, A. 1992, *A&AS*, 96, 269
- Sicilia-Aguilar, A., Hartmann, L. W., Hernández, J., Briceño, C., & Calvet, N. 2005, *AJ*, 130, 188
- Takigawa, A., Miki, J., Tachibana, S., Huss, G. R., Tominaga, N., Umeda, H., & Nomoto, K. 2008, *ApJ*, 688, 1382
- Vázquez-Semadeni, E. et al. 2007, *ApJ*, 657, 870
- Vázquez-Semadeni, E., Kim, J., Shadmehri, M., Ballesteros-Paredes, J. 2005, *ApJ*, 618, 344
- Wang, W. et al. 2007, *A&A*, 469, 1005
- Wasserburg, G. J., Busso, M., Gallino, R. & Nollett, K. M. 2006, *Nuclear Physics A*, 777, 5
- Weidner, C., & Kroupa, P. 2006, *MNRAS*, 365, 1333
- Williams, J.P. & Gaidos, E. 2007, *ApJ*, 663, L33
- Woosley, S. E. & Weaver, T. A. 1995, *ApJS*, 101, 181
- Woosley, S. E., & Heger, A. 2007, *Phys. Rep.*, 442, 269

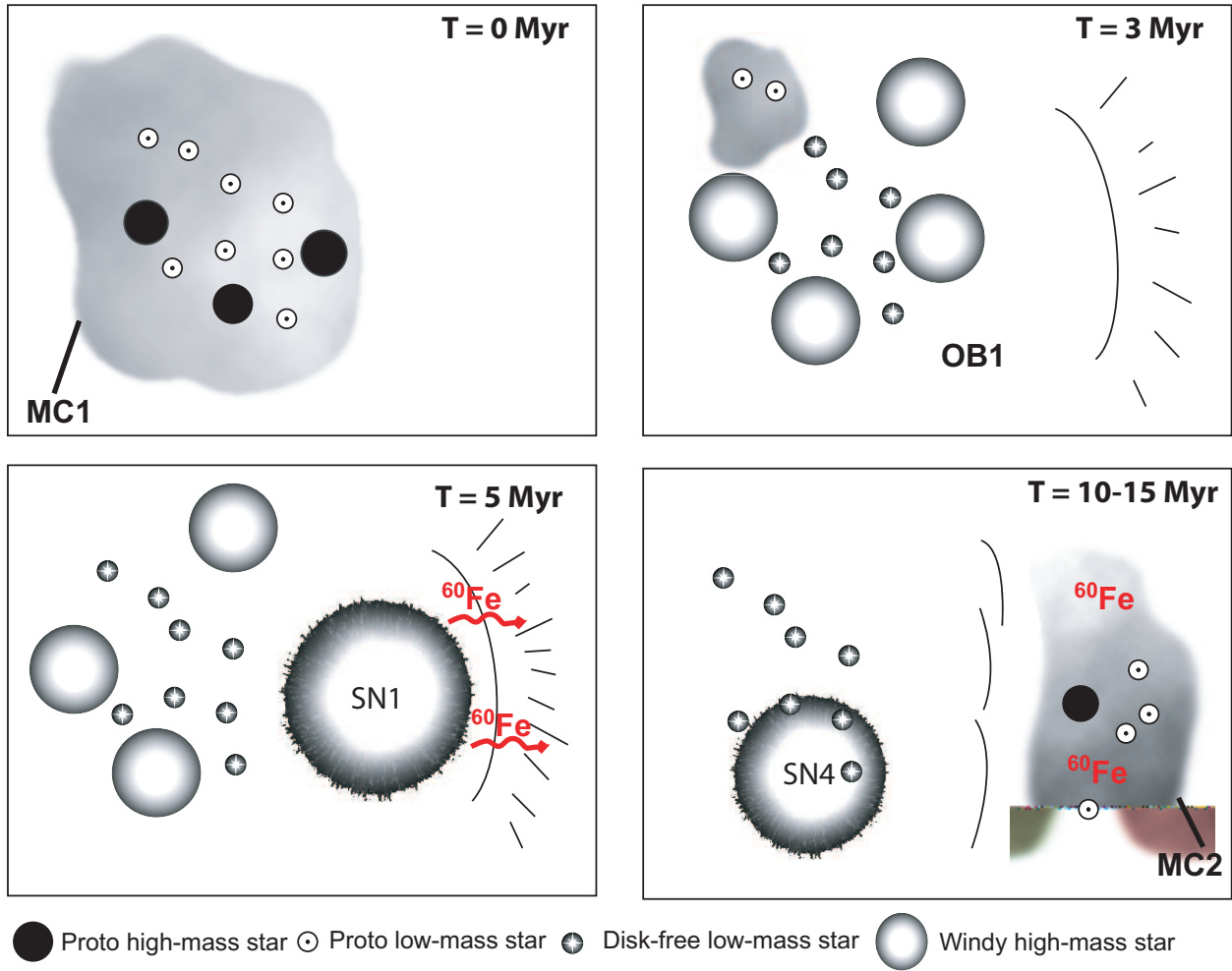


Fig. 1.— Sketch of the **SPACE** model. At $t = 0$ Myr, star formation starts in MC1. At $t = 3$ Myr, high-mass stars emit powerful winds which dissipate the molecular gas and start to accumulate interstellar gas further away. At $t = 5$ Myr, the first supernova in OB1 explodes and mixes ^{60}Fe in the swept-up gas. At $t = 10\text{--}15$ Myr, the swept-up gas becomes dense enough to become molecular and star formation starts in MC2. As a result of sequential molecular cloud formation, MC2 contains a relatively high abundance of ^{60}Fe produced by the previous supernovae (4 in that particular case), which contributed to its formation.

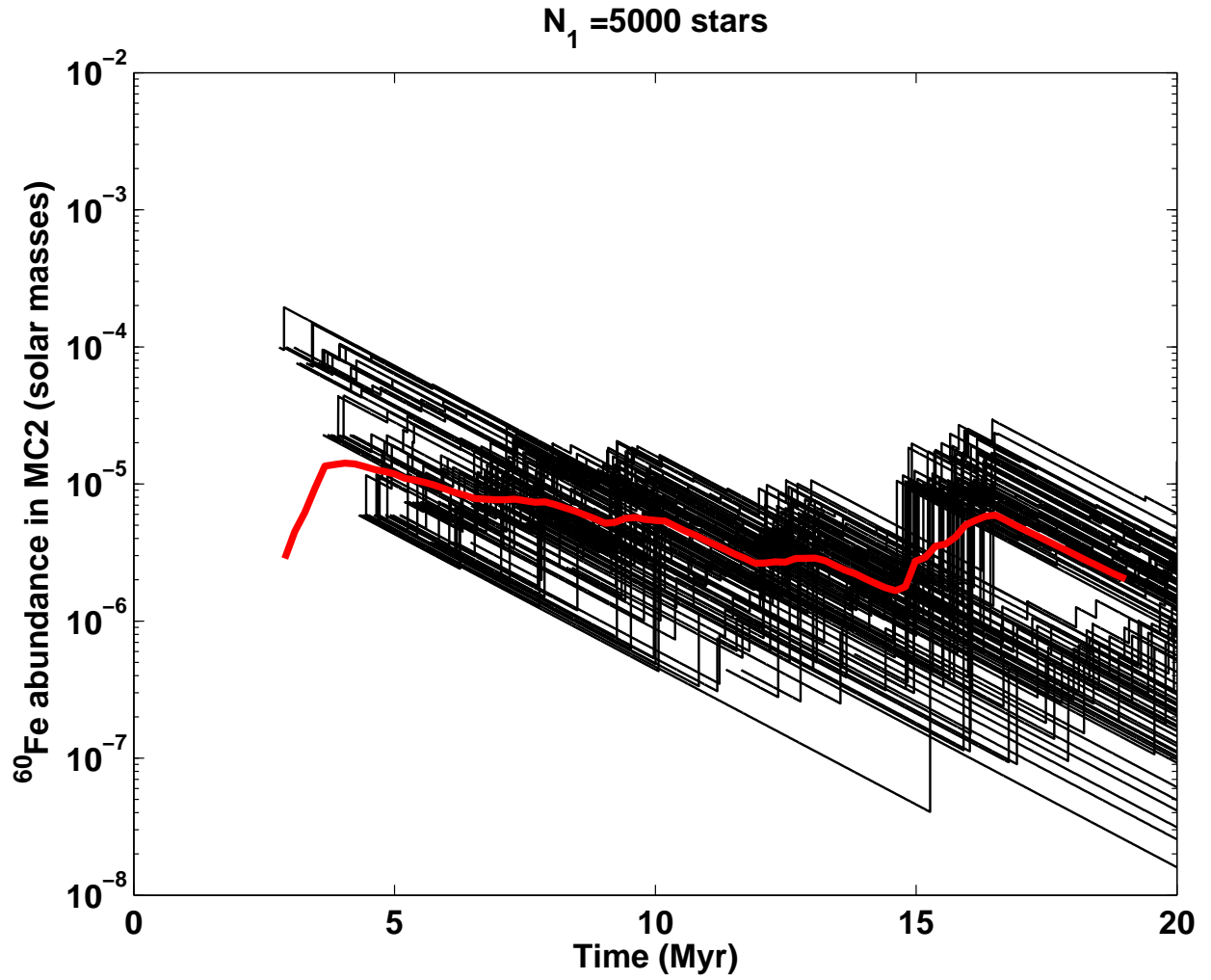


Fig. 2.— Time evolution of the ^{60}Fe abundance in the MC2 molecular cloud. Each thin line represents one realization of the simulation, while the thick red line is the average of 102 realizations.

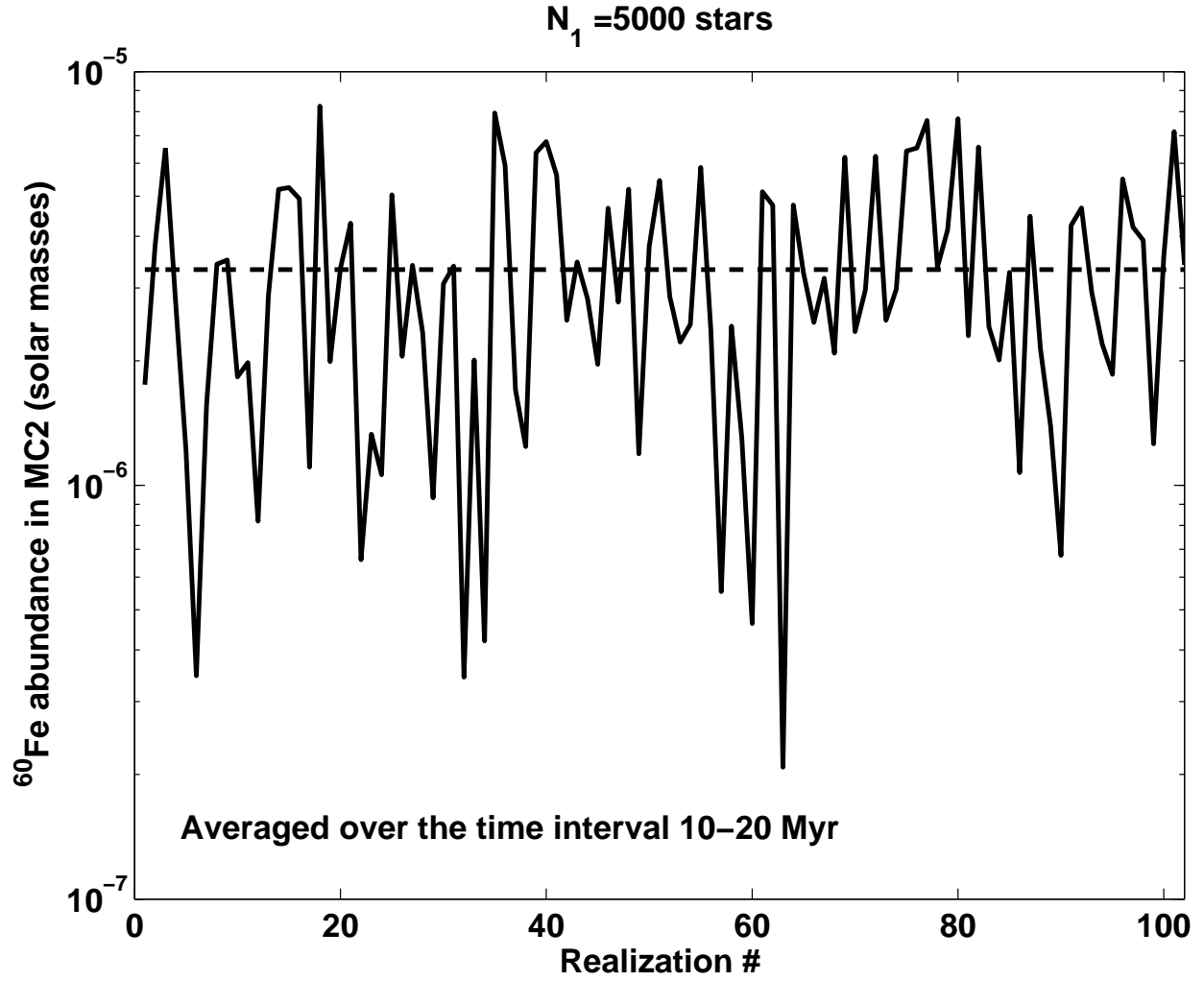


Fig. 3.— Average of the ^{60}Fe abundance in the MC2 molecular cloud over the time interval 10-20 Myr for different realizations of the model (100).

Table 1. Model input data

M (M_{\odot})	t_{SN} (Myr)	$Y_{\text{SN}}(^{60}\text{Fe})$ (M_{\odot})
11	20.8	5.25E-6
12	17.8	3.62E-6
13	15.5	9.03E-5
14	13.8	5.72E-6
15	12.5	3.31E-5
16	11.4	4.39E-6
17	10.6	7.96E-6
18	9.9	2.54E-5
19	9.2	7.83E-5
20	8.8	2.09E-5
21	8.3	2.45E-5
22	7.9	5.19E-5
25	7.0	6.96E-5
30	6.0	3.75E-5
35	5.3	7.37E-5
40	4.9	5.93E-5
60	3.9	2.27E-4
80	3.4	7.55E-4
120	3.9	9.93E-4

Note. — M is the stellar mass, t_{SN} is the stellar lifetime and $Y_{\text{SN}}(^{60}\text{Fe})$ the ^{60}Fe yield. The stellar lifetime is calculated using the formula $\log(t_{\text{SN}}) = 1.4/(\log M)^{1.5}$ (Schaller et al. 1992; Williams & Gai dos 2007). Iron-60 yields are the average of the yields modeled by Woosley & Weaver (1995), Rauscher et al. (2002) and Limongi & Chiffi (2006).