

The propagation of ultra-high energy tau leptons and neutrinos while skimming the Earth

O. Blanch Bigas^a, O. Deligny^b, K. Payet^c, V. Van Elewyck^{b d}

^aLPNHE, CNRS/IN2P3 & Université Paris 6-7, Paris, France

^bIPN, CNRS/IN2P3 & Université Paris Sud, Orsay, France

^cUniversité Joseph Fourier Grenoble 1, CNRS/IN2P3, INPG, Grenoble, France

^dAstroParticule et Cosmologie (UMR 7165) & Université Paris 7, Paris, France

1. INTRODUCTION

With the advent of a new generation of large-scale detectors of cosmic radiation, the observation of high-energy neutrinos produced in distant astrophysical sites (or possibly by other, more exotic, mechanisms) has become one of the major challenges of astroparticle physics[1]. Given the large distances traveled, approximately equal fluxes in ν_e, ν_μ and ν_τ are expected on Earth as a result of flavour mixing and oscillations [2,3].

The detection of Earth-skimming ν_τ 's (through the observation of the shower induced by the emerging τ lepton[4]) has become a very promising strategy for the observation of ultra-high energy (UHE) cosmic neutrinos. This method has been used recently by cosmic-ray experiments such as HiRes and the Pierre Auger Observatory to put competitive limits on the flux of cosmic neutrinos in the energy range $10^{-1} \text{ EeV} \leq E_\nu \leq 10^2 \text{ EeV}$ [5,6].

The sensitivity to such UHE Earth-skimming neutrinos crucially depends on the parameters of the ν_τ and τ propagation through the terrestrial crust, and on the correct estimation of the flux of τ 's that emerge from the Earth (see Fig. 1). This problem has been widely discussed in different contexts and with different approximations (see e.g. the references provided in [7,8]). An exhaustive treatment should account for τ and ν_τ neutral- and charged-current interactions with

nucleons, τ decay and energy losses.

However the full coupled transport equations admit no analytical solution, and they are usually treated numerically (or semi-analytically) in a simplified framework where several effects are neglected, such as the possibility of multiple regenerations of the ν_τ , the weak interactions of the τ , and the stochastic nature of its energy losses. Significant uncertainties in the calculation also derive from the poor knowledge of the relevant cross-sections at UHE, where no direct measurements exist. This is particularly true for the neutrino-nucleon interactions and for the photonuclear contribution to the tau energy losses, which both rely on extrapolations of the structure functions beyond the range of (x, Q^2) probed at accelerators and which could be affected by the onset of new physics beyond the Standard Model.

These considerations demonstrate the need to assess the impact of such simplifications on the determination of the final flux of emerging τ 's. We present here such a study of the propagation in standard rock of tau leptons and neutrinos with both mono-energetic and power-law spectra.

The common framework and the strategy used to solve the transport equations is briefly described in Section 2. In Section 3 we focus on the τ energy losses and compare the results obtained with a full stochastic treatment and within the continuous approximation. Then, we investigate in Section 4 the impact of the $\nu_\tau \rightarrow \tau \rightarrow \nu_\tau$ re-

generation chain both in the standard case and in non-standard scenarios for the neutrino-nucleon interactions and for the tau energy losses. The conclusions are presented in Section 5, where we also discuss the impact of our studies on the sensitivity of current extensive air shower detectors to Earth-skimming ν_τ 's.

2. ν_τ AND τ PROPAGATION: GENERAL TRANSPORT EQUATIONS

The geometry of the propagation problem is described in Fig.1, where an example of regeneration chain through multiple CC interactions and τ decays is sketched. Given a beam of parallel neutrinos incident on the Earth, the problem becomes uni-dimensional. The flux of the tau leptons that emerge only depends on the amount of crossed rock which, in the hypothesis of a spherical Earth with a constant density in its crust, is given by the incident nadir angle α , which is also the angle of the emerging tau.

Two coupled, integro-differential equations describe the evolution of the ν_τ and τ fluxes, Φ_{ν_τ} and Φ_τ , along their paths through the Earth, accounting for all possible production and absorption processes taking place within an infinitesimal displacement dx :

$$\begin{aligned} \frac{\partial \Phi_{\nu_\tau}(E, x)}{\partial x} = & -\frac{\Phi_{\nu_\tau}(E, x)}{\lambda_{\nu_\tau}^{CC}(E)} - \frac{\Phi_{\nu_\tau}(E, x)}{\lambda_{\nu_\tau}^{NC}(E)} \\ & + \rho \mathcal{N}_A \int \frac{dy}{1-y} \Phi_{\nu_\tau}\left(\frac{E}{1-y}, x\right) \frac{d\sigma_{\nu_\tau}^{NC}(y, \frac{E}{1-y})}{dy} \\ & + \rho \mathcal{N}_A \int \frac{dy}{1-y} \Phi_\tau\left(\frac{E}{1-y}, x\right) \frac{d\sigma_\tau^{CC}(y, \frac{E}{1-y})}{dy} \\ & + \frac{1}{c} \int \frac{dy}{1-y} \Phi_\tau\left(\frac{E}{1-y}, x\right) \frac{d\Gamma_\tau(y, \frac{E}{1-y})}{dy} \quad (1) \end{aligned}$$

where $\lambda_{\nu_\tau}^{NC}$ and $\lambda_{\nu_\tau}^{CC}$ are the mean free paths corresponding respectively to NC and CC interactions of the incident ν_τ , while σ_τ^{CC} corresponds to the τ CC interaction, which regenerates a ν_τ . Γ_τ is the tau lepton lifetime. Similarly, the equation for the τ reads:

$$\frac{\partial \Phi_\tau(E, x)}{\partial x} = -\frac{\Phi_\tau(E, x)}{\lambda_\tau^{dec}(E)} - \frac{\Phi_\tau(E, x)}{\lambda_\tau^{CC}(E)}$$

$$\begin{aligned} & -\frac{\Phi_\tau(E, x)}{\lambda_\tau^{NC}(E)} - \sum_i \left[\frac{\Phi_\tau(E, x)}{\lambda_\tau^i(E)} \right. \\ & \quad \left. - \frac{\rho \mathcal{N}}{A} \int \frac{dy}{1-y} \Phi\left(\frac{E}{1-y}, x\right) \frac{d\sigma_\tau^i\left(y, \frac{E}{1-y}\right)}{dy} \right] \\ & + \rho \mathcal{N}_A \int \frac{dy}{1-y} \Phi_\tau\left(\frac{E}{1-y}, x\right) \frac{d\sigma_\tau^{NC}(y, \frac{E}{1-y})}{dy} \\ & + \rho \mathcal{N}_A \int \frac{dy}{1-y} \Phi_{\nu_\tau}\left(\frac{E}{1-y}, x\right) \frac{d\sigma_{\nu_\tau}^{CC}(y, \frac{E}{1-y})}{dy} \quad (2) \end{aligned}$$

where the index i runs over the τ energy loss processes, namely pair production, bremsstrahlung and photonuclear interactions.

At the energies of interest for this study, the relevant electromagnetic processes that the tau lepton undergoes are the bremsstrahlung, the pair production and the photonuclear interactions. The dominant source of τ energy losses at $E_\tau > 6$ EeV comes from the photonuclear interactions, whose description relies on the proper modelisation of the nucleon structure functions at low x and high Q^2 . Several calculations of the corresponding cross section, based on different theoretical models, can be found in the literature[9,10,11,12]. All of them give comparable results except for [11] which gives a significantly higher loss rate, and for [12] which gives a rate more than a factor of 2 lower than the standard one at the highest energies ($\sim 10^{12}$ GeV).

As for the neutrino-nucleon cross-section, a benchmark parameterization based on recent HERA data is given in [13]. The same paper points out another, more speculative, approach based on the color glass condensate formalism[14] which gives a much lower cross-section. On the other hand, plenty of models using new physics predict instead an enhancement of $\sigma_{\nu N}$ at UHE[15].

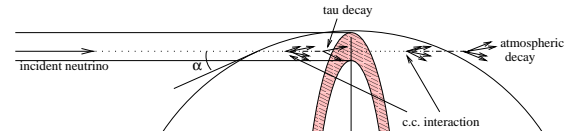


Figure 1. Geometry of the transport problem.

3. TAU ENERGY LOSSES: CONTINUOUS VS STOCHASTIC APPROACH

In order to investigate whether the stochasticity of this process has an effect on the description of the propagation of UHE τ 's through the Earth, we will first work in a slightly simplified framework where we neglect the τ weak interactions (a reasonable assumption at UHE) as well as the possibility of $\tau \rightarrow \nu_\tau \rightarrow \tau$ regeneration chains (an effect which will be studied in Section 4). For the τ photonuclear interactions, we use here the standard parameterization of the PDFs given in [10] based on Regge theory.

When the differential cross-sections exhibit a peak near $y=0$, as it is indeed the case for the processes that govern the τ energy losses, the integrals are dominated by the behavior of the integrands around 0, in such a way that an expansion of these integrands can be performed. At first order in y , and with the simplifying assumptions described hereabove, this gives the following transport equation for the τ :

$$\frac{\partial \Phi(E, x)}{\partial x} = -\frac{\Phi(E, x)}{\lambda_{dec}(E)} + \rho \frac{\partial}{\partial E} \left(E \beta(E) \Phi(E, x) \right) \quad (3)$$

where we have introduced the standard notation

$$\beta(E) = \frac{\mathcal{N}}{A} \sum_i \int_{y_{min}^i}^{y_{max}^i} dy y \frac{d\sigma_i}{dy}(E, y). \quad (4)$$

Within the approximation of continuous energy losses, the average energy lost by the τ per unit distance dE_τ/dx is, at UHE, assumed to be proportional to the mean inelasticity of each process which is directly related to $\beta(E)$, yielding the familiar expression :

$$\frac{dE_\tau}{dx} = -\rho \beta(E_\tau) E_\tau. \quad (5)$$

In that case, Eqn. 3 can be easily integrated, leading to the following expression :

$$\Phi(E, x) = \Phi_0(\tilde{E}_0) \times \exp \int_0^x du \left(\frac{\partial}{\partial E} \gamma(\tilde{E}_u) - \frac{1}{\lambda_{dec}(\tilde{E}_u)} \right) \quad (6)$$

where $\gamma(E) = \rho E \beta(E)$ and \tilde{E}_v the solution of

$$\int_{\tilde{E}_v}^E \frac{dE_\tau}{\gamma(E_\tau)} = v - x. \quad (7)$$

In the following, we use Eqn. 6 to compute any propagated flux of tau leptons when referring to as the continuous energy losses (CEL) approximation.

What we want now is to compare the accuracy of results obtained by using this approximation with those from a fully simulated transport equation including the stochastic terms. Therefore we use a Monte-Carlo generator sampling all the interactions, which separates the losses into two components [16]: a continuous one where the rate of the losses is large ($y \in [y_{min}, y_{cut}]$), and a stochastic one where the differential cross sections lead to more catastrophic losses but with a weaker rate ($y \in [y_{cut}, y_{max}]$). A good compromise to reproduce the stochastic features using a reasonably fast code is to take $y_{cut} = 10^{-3}$.

We show in Fig. 2 the simulated distributions of the energy of an incident monoenergetic tau beam after crossing different depths of standard rock, as obtained in the stochastic framework, together with the mean of the energy distributions, which are the values used within the CEL approximation.

After 1 km, many of the simulated events still carry a large fraction of the initial energy E_0 , meaning that these particles did not undergo many interactions. However, the distri-

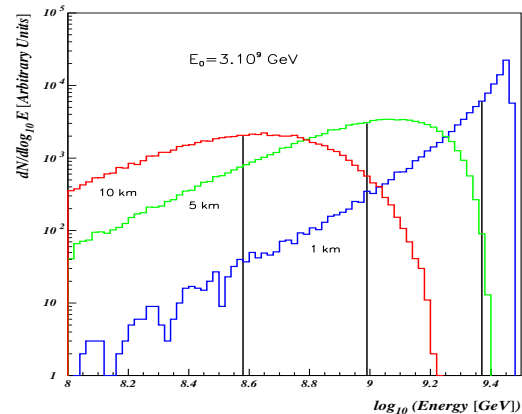


Figure 2. Energy \log_{10} -distributions of taus of $E_0 = 3 \cdot 10^9$ GeV after propagation in standard rock for 3 different depths (1, 5 and 10 km). Also shown are the mean values of the energy distributions.

bution is asymmetric and there is a large tail of events undergoing hard losses. For longer paths in rock, fluctuations in the energy losses increase, resulting in a broadening of the distribution and a smoothening of the high-energy cutoff. The stochasticity of τ energy losses thus globally leads to a smaller survival probability for the τ than in the CEL approximation; the difference in the τ range is however always small, as can be seen in Fig.3.

We have also looked for possible distortions on the propagated fluxes due to the stochastic effects in the case of continuous E^{-1} and E^{-2} tau injection spectra in the range $10^8 \text{ GeV} \leq E_\tau \leq 3 \cdot 10^{11} \text{ GeV}$. The cutoff for the maximum energy is chosen to be sharp to exhibit most clearly the different behaviors of the propagated fluxes. We compare the results obtained with the stochastic and the continuous energy losses in Fig.4 for the case of an E^{-1} incident τ flux, where the differences are more visible.

Here again, the sharp cutoff present in the CEL approximation gets smoothed when accounting for stochastic processes: there are indeed fluctuations affecting a small fraction of particles which undergo less interactions and less hard losses. The energy range on which this broadening oc-

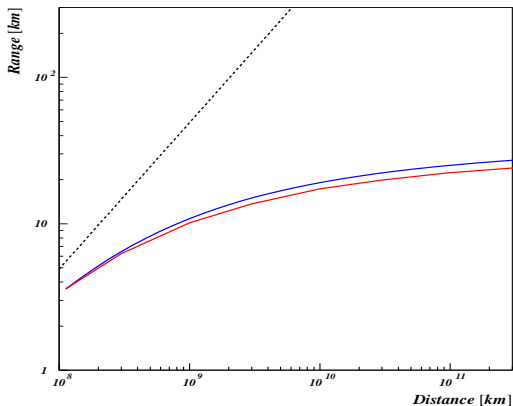


Figure 3. Range $R(E_0) = \int_0^\infty dx P_{surv}(E_0, x)$ of the tau calculated with continuous (top curve) and stochastic (bottom curve) energy losses. For comparison, the decay length of the tau (dashed line) is also shown.

urs increases with the depth traversed by the tau, and with the hardness of the incident flux. It is the only important distortion induced by the stochastic processes. This means that, as far as we are dealing with continuous incident spectra behaving as power-laws, there is a compensation between positive and negative fluctuations of the energy losses everywhere in the considered energy range, except near the high-energy border. This compensation allows to use the continuous energy loss approximation as the correct mean value of the propagated spectrum.

4. EFFECT OF ν_τ REGENERATION

In this section, we present the results of a study of the effects of ν_τ and τ regeneration on the flux of emerging τ leptons in different scenarios for the neutrino-nucleon cross-section and for the τ energy losses. For this, we go back to the full propagation equations (1) and (2), including all possible regeneration terms, except that we replace the stochastic energy loss term for the τ by the CEL expression as given in Eq. (3), in concordance with the conclusions of Section 3. As stated in Section 2, different calculations

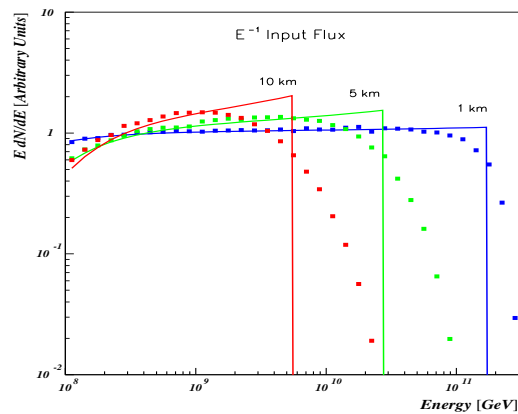


Figure 4. Comparison of the emerging τ fluxes (normalized to the injection flux) obtained with the CEL approximation (Eqn.6) and with the full Monte-Carlo calculation including the stochastic effects (squared dots). An E^{-1} flux between 10^8 GeV and $3 \cdot 10^{11} \text{ GeV}$ is used at injection. Three distances of propagation in rock are shown: 1 km, 5 km and 10 km.

of these quantities exist in the literature. For the purpose of our analysis we have extracted a panel of *ad-hoc* parameterizations representing respectively a *low*, a *standard (std)* and a *high* value of either the τ energy loss parameter β or neutrino-nucleon cross section $\sigma_{\nu N}$ (the explicit expressions are given in [8]). We solve the transport equations through a Monte Carlo simulation (which was also cross-checked against an iterative semi-analytical method: see the appendix of [8]) and compare the results obtained for different combinations of $\beta_i \otimes \sigma_j^{\nu N}$ ($i,j=low, std, high$).

As a starting point, one should notice that the regeneration is a second order process which requires the τ to be converted back into a ν_τ before losing too much energy, and then this ν_τ to undergo another CC weak interaction to produce a τ again. Hence, one expects that a higher energy loss or a lower neutrino-nucleon cross-section will reduce the effect of the regeneration, while, on the other hand, a higher νN cross-section or a lower energy loss will enhance it.

To verify this effect, we have first propagated through the Earth incident beams of monoenergetic ν_τ 's injected at an angle α up to 3° , which roughly corresponds to the angular range of sensitivity of a surface detector such as the one of the Pierre Auger Observatory. We find that for a *standard* choice of parameterizations $\beta_{std} \otimes \sigma_{std}^{\nu N}$ (see [8] for more detail), the effect of regeneration is negligible for $E_{\nu_\tau} < 10^9$ GeV, but not at higher energies where it can significantly increase

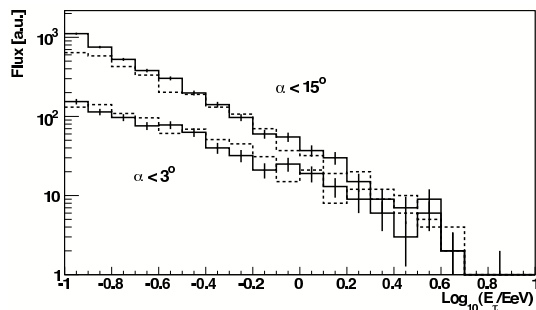


Figure 5. Flux of emerging taus corresponding to incident neutrinos with an angle α up to 3° or 15° and $\Phi(E_\nu) \propto E_\nu^{-2}$ using the standard combination of parameterisations $\sigma_{std} \otimes \beta_{std}$. The regeneration is neglected in the dashed histograms and included in the solid ones.

the flux of emerging τ 's (15% more τ 's for 30 EeV incident neutrinos).

As can be seen from Fig.5, this effect is washed out in the case of an incident neutrino flux $\Phi_{\nu_\tau} \propto E_\nu^{-2}$, for which the contribution of the highest-energy part of the neutrino spectrum is negligible; but it could affect the spectrum of emerging τ 's if the neutrino flux were harder. Moreover, as shown in the same figure, even in the *standard* picture, the effect of the regeneration can be much more important for detectors which are sensitive to τ 's emerging at larger angles α : 30% less τ 's at 0.3 EeV for an incident neutrino flux $\Phi(E_\nu) \propto E_\nu^{-2}$. This is typically the case for fluorescence telescopes such as the ones used by HiRes (and Auger), which detect the faint ultra-violet light emitted by nitrogen molecules that are excited as the shower traverses the atmosphere.

Going now to non-standard values of β and $\sigma^{\nu N}$, the combination $\beta_{low} \otimes \sigma_{high}^{\nu N}$ is indeed the most sensitive to regeneration processes. In that case, neglecting the regeneration effects leads to a significant underestimation of the flux of emerging taus even for incident neutrinos with relatively low energies: about 70% of the τ 's are lost when injecting neutrinos with energy 0.3 EeV. This statement remains true even for incident neutrino fluxes $\Phi(E_\nu) \propto E_\nu^{-2}$ when integrating over a small angular range ($0^\circ \leq \alpha \leq 3^\circ$), as can be seen in Fig. 6.

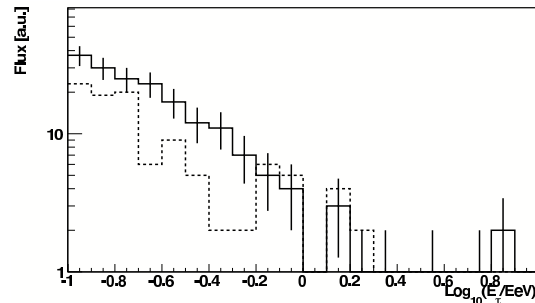


Figure 6. Flux of emerging taus corresponding to incident neutrinos with angle up to 3° and $\Phi(E_\nu) \propto E_\nu^{-2}$ using the combination $\sigma_{high} \otimes \beta_{low}$. The regeneration is neglected in the dashed histogram and included in the solid one.

5. CONCLUSIONS

In our studies[7,8], we have questioned the validity of some approximations usually made when dealing with the propagation of UHE tau leptons and neutrinos through the Earth.

We have first shown that the stochastic nature of the radiative processes undergone by tau leptons at ultra-high energy is indeed responsible for large fluctuations in the tau energy losses. At the same time, however, these fluctuations are not so large as to blur the picture with respect to the continuous energy loss approximation, as far as the calculation concerns power-law injection spectra in a given, continuous energy range.

We have then studied the mechanism of regeneration of the ν_τ flux while crossing the Earth, to investigate its effect on the flux of emerging τ leptons. Assuming a detector with an energy threshold of 0.1 EeV and sensitive only to taus with an emerging angle below 3° , the effect of regeneration is negligible for a flux of incident neutrinos $\Phi(E_\nu) \propto E_\nu^{-2}$ with the standard values of cross-sections and energy losses. But we have shown that this is not valid for other assumptions on the detector performance, neither for less standard values of the weak cross-section or tau energy losses. Moreover, the error made in the computation of the flux of emerging taus will also increase with the hardness of the flux of incident neutrinos since the contribution of the regeneration effect increases with the energy of the incident neutrino.

The simplification of neglecting the regeneration is thus only safe for particular values of the physical properties playing a role on the propagation and specific detectors. It may lead to a significant underestimation of the flux of emerging τ 's when looking at non-standard values of the weak cross-section or tau energy losses. Therefore, it should be carefully treated and accounted for when studying the systematics due to the uncertainties on those properties or while using the Earth-skimming technique to test for instance higher weak cross-sections. Similarly, one should carefully check the effect for the characteristics of the actual detector before neglecting the regeneration.

REFERENCES

1. see e.g. J. K. Becker, J. Phys. Conf. Ser. **136** (2008) 022055 for a recent review.
2. H. Athar, M. Jezabek and O. Yasuda, Phys. Rev. D **62** (2000) 103007; D.V. Ahluwalia, Mod. Phys. Lett. **A16**, 917 (2000).
3. F. Halzen and D. Saltzberg, Phys. Rev. Lett. **81** (1998) 4305.
4. A. Letessier-Selvon, AIP Conf.Proc. **566** (2000) 157-171, arXiv:0009444 [astro-ph]; D. Fargion, *Astrophys. J.* **570** (2002) 909 and references therein.
5. J. Abraham *et al.* [The Pierre Auger Collaboration], Phys. Rev. Lett. **100**, 211101 (2008).
6. K. Martens [HiRes Collaboration], arXiv:0707.4417 [astro-ph].
7. O. B. Bigas, O. Deligny, K. Payet and V. Van Elewyck, Phys. Rev. D **77** (2008) 103004.
8. O. B. Bigas, O. Deligny, K. Payet and V. Van Elewyck, Phys. Rev. D **78** (2008) 063002.
9. L. B. Bezrukov and E. V. Bugaev, Yad. Fiz. **33** (1981) 1195; E. V. Bugaev and Yu. V. Shlepin, Phys. Rev. D **67** (2003) 034027; A. V. Butkevitch and S.P. Mikheyev, Zh. Eksp. Teor. Fiz. **122** (2002) 17; K. S. Kuzmin, K. S. Lokhtin and S. I. Sinegovsky, Int. J. Mod. Phys. A **20** (2005) 6956.
10. S. I. Dutta et al., Phys. Rev. D **63** (2001) 094020 [arXiv:hep-ph/0012350].
11. A. A. Petrukhin and D. A. Timashkov, Phys. Atom. Nucl. **67** (2004) 2216 [Yad. Fiz. **67** (2004) 2241].
12. N. Armesto, C. Merino, G. Parente and E. Zas, [arXiv:hep-ph/0709.4461].
13. L. A. Anchordoqui, A. M. Cooper-Sarkar, D. Hooper and S. Sarkar, Phys. Rev. D **74** (2006) 043008.
14. L. D. McLerran and R. Venugopalan, Phys. Rev. D **50** (1994) 2225.
15. see T. Han and D. Hooper, New J. Phys. **6** (2004) 150 and references therein.
16. P. Antonioli et al., Astropart. Phys. **7** (1997) 357; S. I. Dutta et al., Phys. Rev. D **72** (2005) 013005 [arXiv:hep-ph/0504208].