

Diffuse gamma-ray background and cosmic-ray positrons from annihilating dark matter

Masahiro Kawasaki^(a,b), Kazunori Kohri^(c) and Kazunori Nakayama^(a)

^a*Institute for Cosmic Ray Research, University of Tokyo, Kashiwa 277-8582, Japan*

^b*Institute for the Physics and Mathematics of the Universe, University of Tokyo,
Kashiwa 277-8568, Japan*

^c*Physics Department, Lancaster University, Lancaster LA1 4YB, UK*

Abstract

We study the annihilating dark matter contribution to the extra-galactic diffuse gamma-ray background spectrum, motivated by the recent observations of cosmic-ray positron/electron anomalies. The observed diffuse gamma-ray flux provides stringent constraint on dark matter models and we present upper bounds on the annihilation cross section of the dark matter. It is found that for the case of cored dark matter halo profile, the diffuse gamma-rays give more stringent bound compared with gamma-rays from the Galactic center. The Fermi satellite will make the bound stronger.

1 Introduction

It is known that nearly 20% of the total energy density of the present Universe is dominated by the unknown non-relativistic matter, called dark matter (DM) [1]. One of the main goals of particle physics is to reveal or determine the nature of DM, since it is believed that DM is closely related to the physics beyond the standard model. Some methods are proposed in order to approach the properties of DM [2]. One is a direct detection experiment, which searches for DM scattering signals with nucleons inside the detector. Another way is to search for characteristic signatures of DM annihilation in the cosmic-ray flux, such as gamma-rays, positrons/electrons, anti-protons and neutrinos.

Interestingly enough, one clue to the DM may have been found in cosmic-ray signals. Recent observation of the PAMELA satellite found a steep excess in the cosmic positron flux above the energy ~ 10 GeV [3]. The ATIC balloon experiment also reported an excess in a sum of electron and positron flux whose peak energy is around 600 GeV [4]. These kinds of steep excesses can be interpreted as a signal of DM annihilation, and this possibility was discussed in many literature [5]. In these scenarios, the annihilation cross section which is two or three orders of magnitude larger than the canonical value ($\langle\sigma v\rangle \sim 3 \times 10^{-26} \text{ cm}^3\text{s}^{-1}$), which reproduces a correct relic DM abundance under thermal freeze out scenario, is required. One way to incorporate this is to rely on unknown clumpy structure of DM halo in the Galaxy. If DM forms a small scale clumps, DM-originated positron/electron flux can be enhanced. Such an enhancement is characterized by a so-called boost factor B_F , and if B_F reaches to $\mathcal{O}(10^2) - \mathcal{O}(10^3)$, the PAMELA/ATIC results can be reproduced within the canonical value of DM annihilation cross section. However, one needs not introduce a large boost factor if one extends a DM generation mechanism to a non-thermal production [6, 7]. In such cases, the DM annihilation cross section can take a large value while accounting for the present DM abundance. This latter possibility is interesting because indirect detection signatures are also generically enhanced [8].

Motivated by the recent PAMELA/ATIC observations, we investigate gamma-ray signatures from DM annihilation scenario. In particular, the study of diffuse extragalactic gamma-ray background in the context of recent anomalous positron flux was missed in the literature. At first sight, DM annihilation may not seem to contribute significantly to diffuse extragalactic component because gamma-ray flux from DM annihilation is proportional to the square of DM density, and DM density in intergalactic space is so low. However, taking into account DM annihilation inside the external galaxies and clumpy objects leads to a great enhancement, which can compensate the quite dilute DM density [9, 10] (see also Refs. [11, 12, 13]). We find that diffuse extragalactic gamma-ray background gives a stringent constraint on DM annihilation models which account for the PAMELA/ATIC anomaly. The forthcoming Fermi satellite experiment will soon provide more useful constraints in a similar way [14], and hence it is important to reconsider diffuse gamma-ray bounds on DM annihilation models. We have improved the previous estimations taking into account following points. First, we adopt WMAP5 best fit cosmological parameters. Also we used an improved transfer function by Eisenstein and Hu [15], rather than conventional BBKS one [16]. Finally, we calculate the gamma-ray spectrum

for various final states including both Galactic component and extragalactic component. As for the extragalactic component, gamma-rays from homogeneously distributed DM are also included. Each of these improvements yields more than factor of two or three modification on the resultant gamma-ray spectrum.

This paper is organized as follows. First in Sec. 2 we present the cosmic-ray positron flux from DM annihilation in order to provide representative DM models reproducing PAMELA anomaly. In Sec. 3 we first evaluate the gamma-ray flux from the Galactic center. Then in Sec. 4 we study the diffuse extragalactic gamma-rays and derive bounds on the annihilation rate. Sec. 5 is devoted to conclusions and discussion.

2 Cosmic positron signature from dark matter annihilation

Propagations of cosmic ray positrons/electrons produced by DM annihilation in the Galactic halo are described by a random walk process because of the effect of tangled magnetic field in the Galaxy, with losing its energy due to the synchrotron emission and inverse-Compton scattering off microwave background photon and diffuse star light [17]. To calculate the electron and positron fluxes from the DM annihilation, we have followed a conventional procedure [18]. Approximating the shape of the diffusion zone as a cylinder (with half-height L and the length $2R = 40$ kpc), the static solution to the following diffusion equation are derived:

$$\frac{\partial}{\partial t} f(E, \vec{x}) = K(E) \nabla^2 f(E, \vec{x}) + \frac{\partial}{\partial E} [b(E) f(E, \vec{x})] + Q(E, \vec{x}), \quad (1)$$

where $K(E)$ is the diffusion constant, $Q(E, \vec{x})$ is the source term from the DM annihilation $b(E) = 1 \times 10^{-16} (E/1 \text{ GeV})^2$ is the energy loss rate and $f(E, \vec{x})$ is the electron/positron number density with energy E at the position \vec{x} , which is related to the DM contribution to the electron and positron fluxes as

$$\frac{d\Phi_{e^+}^{(\text{DM})}}{dE}(\vec{x}_\odot) = \frac{c}{4\pi} f(E, \vec{x}_\odot), \quad (2)$$

where c is the speed of light and \vec{x}_\odot denotes the position of the solar system. As for the half height of the diffusion zone L and the diffusion constant parameterized by $K(E) = K_0 (E/1 \text{ GeV})^\delta$, we adopt so-called MED and M2 propagation models [19] : $(K_0, \delta, L) = (0.0112 \text{ kpc}^2/\text{Myr}, 0.70, 4 \text{ kpc})$ for MED model, and $(K_0, \delta, L) = (0.00595 \text{ kpc}^2/\text{Myr}, 0.55, 1 \text{ kpc})$ for M2 model, both of which are consistent with observed boron-to-carbon ratio in the cosmic-ray flux.

The source term in Eq. (1) is given by

$$Q(E, \vec{x}) = \frac{1}{2} B_F \left(\frac{\rho_{\text{gal}}(\vec{x})}{m_\chi} \right)^2 \sum_F \left(\langle \sigma v \rangle_F \frac{dN_F^{(e^+)}}{dE} \right), \quad (3)$$

where $\rho_{\text{gal}}(\vec{x})$ is the present mass distribution of DM in the Galactic halo., m_χ is the DM mass, F collectively denotes the final state of DM annihilation, $\langle\sigma v\rangle_F$ denotes the annihilation cross section into the final state F . The fragmentation function, $dN_F^{(e^+)}/dE$, represents the spectrum of positrons generated per DM annihilation into the final state F , evaluated by PYTHIA package [20]. DM may not be distributed smoothly in the Galaxy and can have clumpy structure within the region 1 kpc around the solar system. If this is the case, the positron flux is enhanced and such an effect is represented by the boost factor, B_F . In the following we conservatively assume $B_F = 1$. It should be noted that the unknown clumpy structure of DM halo always introduces an uncertainty on the annihilation cross section to reproduce the PAMELA anomaly. On the other hand, dependence of the electron and positron fluxes on the DM density profile is very minor because typical propagation distance of the positrons/electrons with energy of our interest is less than 1 kpc.

Fig. 1 shows resultant positron flux, in terms of the positron fraction defined by the ratio of the positron flux to the sum of electron and positron flux, are shown. The background flux is taken from Ref. [21]. The PAMELA [3] and HEAT [22] results are shown. As for DM models, we consider two representative parameter sets : model (a) for rather light DM mass which explains the PAMELA anomaly, and model (b) for heavier DM which can explain both the PAMELA and ATIC anomaly. DM masses and annihilation cross sections for various final states are summarized in table 1. We adopt MED propagation model for the DM annihilating into e^+e^- and $\mu^+\mu^-$, and M2 model into $\tau^+\tau^-$ and W^+W^- . Both models (a) and (b) well reproduce recent PAMELA anomaly and ATIC anomaly can also be explained for model (b) [23].

Final State	(a)	m_{DM} [GeV]	$\langle\sigma v\rangle$ [cm^3s^{-1}]	(b)	m_{DM} [GeV]	$\langle\sigma v\rangle$ [cm^3s^{-1}]
e^+e^-		200	0.8×10^{-24}		650	0.5×10^{-23}
$\mu^+\mu^-$		300	2.0×10^{-24}		900	1.5×10^{-23}
$\tau^+\tau^-$		400	7.0×10^{-24}		1000	4.0×10^{-23}
W^+W^-		200	6.0×10^{-24}		800	3.0×10^{-23}

Table 1: The DM particle mass and annihilation cross section used in Fig. 1.

3 Dark matter contribution to gamma-rays from Galactic center

The DM density strongly enhances at the Galactic center (GC), and hence the gamma-ray flux coming from the DM annihilation is expected to be largely enhanced, depending on the DM halo density profile. The gamma-ray flux from the GC is expressed as [24]

$$\left[\frac{d\Phi_\gamma(\psi)}{dE}\right]_{\text{Gal}} = \sum_F \frac{\langle\sigma v\rangle_F}{8\pi m_\chi^2} \frac{dN_F^{(\gamma)}}{dE} \int_{\text{l.o.s.}} \rho_{\text{gal}}^2(l) dl(\psi), \quad (4)$$

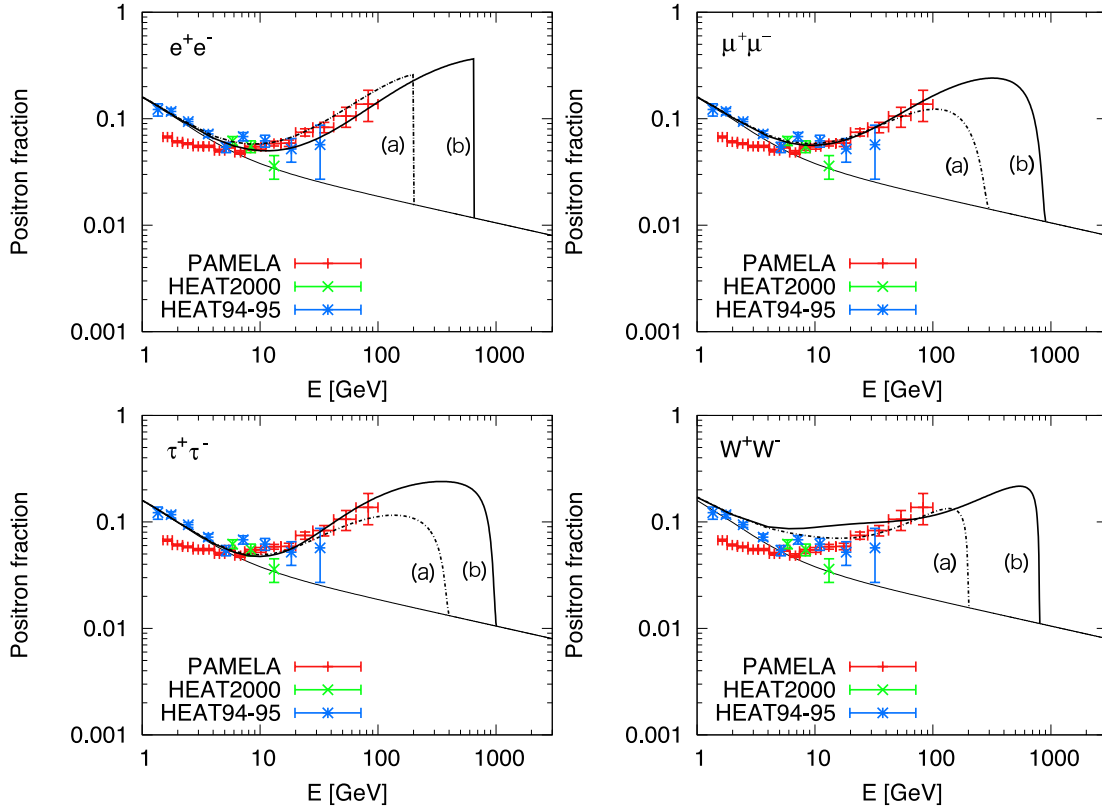


Figure 1: Positron flux for DM models (a) and (b) for various final states given in table. 1.

where ρ_{gal} is the DM density in the Galaxy, $l(\psi)$ denotes the distance from the Earth along the direction ψ . The fragmentation function, $dN_F^{(\gamma)}/dE$, represents the spectrum of gamma-rays generated per DM annihilation into the final state F . The integration is performed along the line of sight toward the direction ψ .

Gamma-rays are emitted by DM annihilation mainly by two processes : internal bremsstrahlung and cascade decay. In the case where the final state particles have electric charge, as is the case of most realistic DM models including SUSY neutralinos, the final state particles can always emit gamma-rays with branching ratio suppressed by the electromagnetic fine structure constant. To avoid complexity and to perform a model independent analysis, we only consider the final state radiation as internal bremsstrahlung processes, although there may be other important contributions from initial state radiation and/or virtual internal bremsstrahlung [25]. Cascade decay of final state particles also produce significant amount of gamma-rays, mainly coming from the π^0 decay, if the final states have hadronic decay modes. This is evaluated by PYTHIA package [20].

Actual observations have finite angular resolution, and hence what we can compare with observations is gamma-ray flux integrated over some region. Integrating (4) over the

solid angle $\Delta\Omega$ around the GC, we obtain the gamma-ray flux

$$\left[\frac{d\Phi_\gamma}{dE}\right]_{\text{Gal}} = \frac{R_\odot \rho_\odot^2}{8\pi m_\chi^2} \left(\sum_F \langle\sigma v\rangle_F \frac{dN_F^{(\gamma)}}{dE} \right) \langle J \rangle_\Omega \Delta\Omega, \quad (5)$$

where $R_\odot = 8.5$ kpc and $\rho_\odot = 0.3$ GeV cm $^{-3}$ are the distance from the GC and local DM density near the solar system, and the dependence on the DM halo profile is contained in the J -factor,

$$\langle J \rangle_\Omega = \int \frac{d\Omega}{\Delta\Omega} \int_{\text{l.o.s.}} \frac{dl(\psi)}{R_\odot} \left(\frac{\rho_{\text{gal}}(l)}{\rho_\odot} \right)^2. \quad (6)$$

The integration over the solid angle is performed within $0 < \psi < \psi_{\text{max}}$, with $\Delta\Omega = 2\pi(1 - \cos\psi_{\text{max}})$. We choose $\psi_{\text{max}} = 0.1^\circ$, corresponding to $\Delta\Omega = 10^{-5}$ sr, taking into account the angular resolution of ground based Cherenkov telescope such as HESS.

The J -factor sensitively depends on DM halo profile models. We characterize it by two parameters, a typical density scale $\tilde{\rho}$ and radial scale a , as $\rho_{\text{gal}}(r) = \tilde{\rho}d(r/a)$. We consider the following halo models : (a) Navarro-Frenk-White (NFW) profile [26],

$$d_{\text{NFW}}(x) = \frac{1}{x(1+x)^2}, \quad (7)$$

(b) Moore profile [27],

$$d_{\text{Moore}}(x) = \frac{1}{x^{3/2}(1+x^{3/2})}, \quad (8)$$

(c) Burkert profile [28]

$$d_{\text{Bur}}(x) = \frac{1}{(1+x)(1+x^2)}. \quad (9)$$

While NFW and Moore profiles have cuspy structure at $r \rightarrow 0$, all of them show a behavior like $\rho(r) \sim r^{-3}$ in the large r limit.

Fig. 2 shows the gamma-ray flux from the GC with the HESS results [29]. For reference, we depicted a line which fits the HESS results as $d\Phi_\gamma/dE = 2.5 \times 10^{-12} (E/\text{TeV})^{-2.3}$ [TeV $^{-1}$ cm $^{-2}$ s $^{-1}$]. We adopt four DM models : DM annihilating into e^+e^- , $\mu^+\mu^-$, $\tau^+\tau^-$ and W^+W^- . As for the halo profile, we adopt NFW and Burkert models. Moore profile predicts about one order of magnitude larger flux than the NFW profile, and hence is not favored. As can be seen in the figure, a cuspy DM density profile such as NFW profile would produce too large gamma-ray flux, which exceeds the HESS observations of the GC. However, if the DM halo has a core, as in the Burkert profile, the gamma-ray flux is significantly reduced, so that it can be compatible with the HESS observation. These results are consistent with e.g. Ref. [30].

4 Dark matter contribution to diffuse extragalactic gamma-ray background

In this section we evaluate the DM annihilation contribution to the diffuse extragalactic gamma-ray background along the line of Ref. [10].

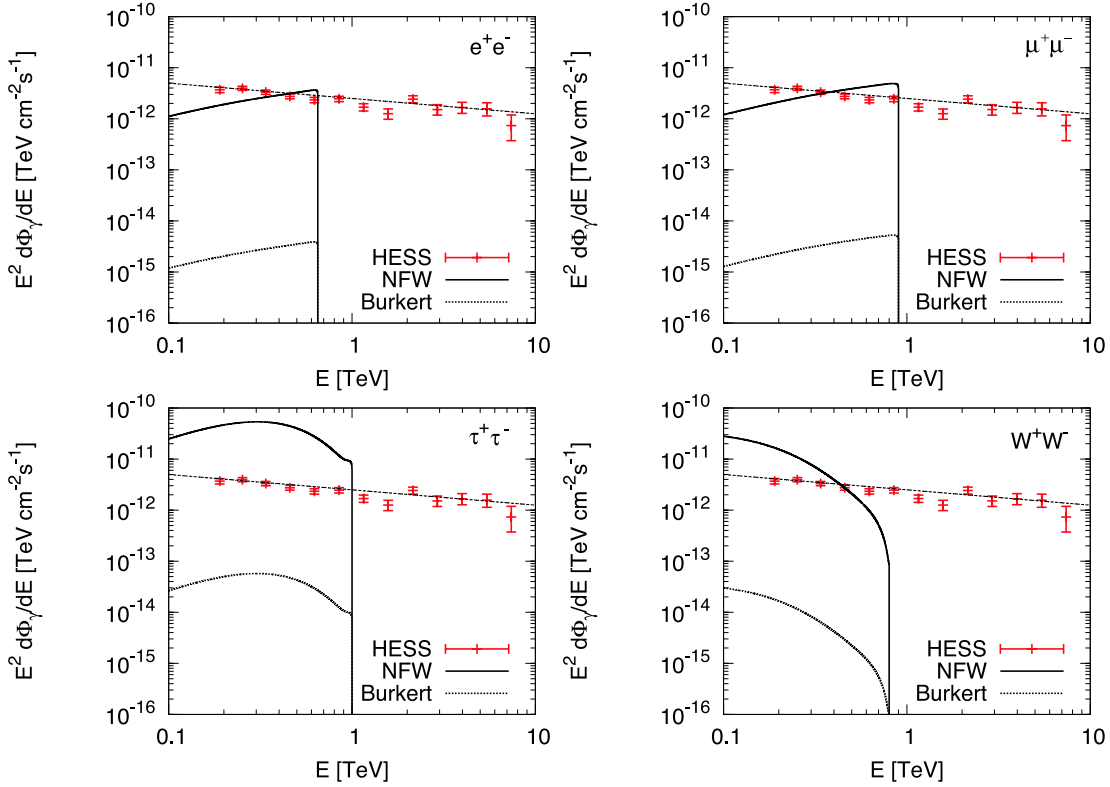


Figure 2: DM annihilation contribution to the gamma-ray flux from the GC with solid angle $\Delta\Omega = 10^{-5}$ sr. We adopt DM models in table. 1 : DM annihilating into e^+e^- (top left), $\mu^+\mu^-$ (top right), $\tau^+\tau^-$ (bottom left) and W^+W^- (bottom right).

As the Universe expands, structure formation due to gravitational collapses proceeds and non-relativistic matter forms more and more halos with various scales. Inside the halo, the DM annihilation rate is enhanced. Thus we must take into account distributions of such DM halos and their effects on the diffuse gamma-ray flux. We write the gamma-ray flux from the halo with mass M at redshift z as $d\phi_\gamma/dE'(M, z)$ where E' is the gamma-ray energy at the production, and is observed now as a photon with energy $E = E'/(1+z)$ due to the redshift. Hereafter, we neglect the effect of intergalactic absorption of gamma-rays, which is irrelevant for the energy range we are interested in. The resulting diffuse gamma-ray flux is given by

$$\left[\frac{d\Phi_\gamma}{dE}\right]_{\text{ext}} = \frac{c}{4\pi} \int \frac{dz}{H_0 h(z)} \int dM \frac{dn(z)}{dM} \frac{d\phi_\gamma}{dE'}(M, z), \quad (10)$$

where c is the speed of light, H_0 is the present Hubble parameter, $h(z) = \sqrt{\Omega_\Lambda + \Omega_m(1+z)^3}$, $dn/dM(z)$ denotes the number of halos with mass M at redshift z evaluated later. In the following we evaluate the source gamma-ray flux $d\phi_\gamma/dE'(M, z)$ and distributions of DM halos $dn/dM(z)$.

4.1 Profile of dark matter halos

The DM annihilation rate from the halo with mass M strongly depends on the density profile of the halo. N -body simulations indicate that the density profile of DM halos take universal form irrespective of the size of the halos. We consider halo models described in the previous section : NFW, Moore and Burkert. For later convenience, we define $I_n(x)$ as

$$I_n(x_{\max}) = \int_{x_{\min}}^{x_{\max}} dx x^2 d^n(x). \quad (11)$$

Then we define virial radius $R_{\text{vir}}(M)$ as a radius within which the mean background density times Δ_{vir} becomes M ,

$$\frac{4\pi}{3} R_{\text{vir}}^3(M) \Delta_{\text{vir}}(z) \bar{\rho}_m = M. \quad (12)$$

Here the virial overdensity $\Delta_{\text{vir}}(z)$ is given by [31]

$$\Delta_{\text{vir}}(z) = \frac{18\pi^2 + 82y - 39y^2}{\Omega_m(z)}, \quad (13)$$

where $\Omega_m(z) = \Omega_m(1+z)^3/h(z)^2$ and $y = \Omega_m(z) - 1$. Then we introduce a concentration parameter C_{vir} which is defined by $C_{\text{vir}} \equiv R_{\text{vir}}/r_{-2}$, where r_{-2} corresponds to the radius at which the slope of the density profile becomes -2 : a radius such that $d/dr(r^2\rho(r)) = 0$. For NFW profile, r_{-2} coincides with a . It should be noticed that there is a non-trivial relation between the virial radius R_{vir} (or halo mass M) and concentration parameter C_{vir} (or typical halo size a) at each given redshift z [32]. Then we assume a log-normal distribution of the concentration parameter C_{vir} , expressed as $P(C_{\text{vir}})$.

As a result, the gamma-ray spectrum from a single halo with mass M is given by

$$\begin{aligned} \frac{d\phi_\gamma}{dE'}(M, z) &= \sum_F \frac{\langle\sigma v\rangle_F}{2m_\chi^2} \frac{dN_F^{(\gamma)}}{dE'} \int dC_{\text{vir}}(M, z) P(C_{\text{vir}}(M, z)) \int d^3r \rho^2(r) \\ &= \sum_F \frac{\langle\sigma v\rangle_F}{2m_\chi^2} \frac{dN_F^{(\gamma)}}{dE'} \frac{\bar{\rho}_m M \Delta_{\text{vir}}(z)}{3} \int dC_{\text{vir}}(M, z) P(C_{\text{vir}}(M, z)) \frac{I_2(x_{\max})}{[I_1(x_{\max})]^2} x_{\max}^3, \end{aligned} \quad (14)$$

where $x_{\max} = R_{\text{vir}}/a = C_{\text{vir}} r_{-2}/a$ and $I_n(x_{\max})$ ($n = 1, 2$) are defined in Eq. (11). Here we have used the relation $\int^{R_{\text{vir}}} \rho(r) d^3r = M$. Then we must add up contributions from all DM halos and all redshift. In order to do so, the mass distribution of DM halo must be known, and we evaluate it below.

4.2 Distribution of dark matter halos

According to the Press-Schechter theory [33], the number of object with mass M is expressed as

$$\frac{dn(z)}{dM} = \sqrt{\frac{2}{\pi}} \frac{\bar{\rho}_m \delta_c(z)}{M} \left[-\frac{1}{\sigma^2(M)} \frac{d\sigma(M)}{dM} \right] \exp \left[-\frac{\delta_c^2(z)}{2\sigma^2(M)} \right], \quad (15)$$

where $\bar{\rho}_m$ is the average matter density, $\delta_c(z)$ is the critical overdensity above which the spherical collapse occurs, and $\sigma(M)$ is the variance of the density fluctuation containing the mass M , whose definition is given below. Using the growth factor $D_1(z)$, defined as a growth of the density perturbation inside the horizon after matter-radiation equality era, the critical overdensity can be written as $\delta_c(z) = 1.67[D_1(z=0)/D_1(z)]$ [34]. Note that all the matter are involved in some clumped objects in the Press-Schechter theory, as is clearly seen by the relation $\int dMM(dn/dM) = \bar{\rho}_m$. In Ref. [35] a new formula is provided taking account of an effect of ellipsoidal collapse in order to improve a fit to N -body simulation,

$$\frac{dn(z)}{dM} = A\sqrt{b}\sqrt{\frac{2}{\pi}}\frac{\bar{\rho}_m\delta_c(z)}{M}\left[-\frac{1}{\sigma^2(M)}\frac{d\sigma(M)}{dM}\right]\left(1+\frac{\sigma(M)^{2q}}{a^q\delta_c(z)^{2q}}\right)\exp\left[-\frac{\delta_c^2(z)}{2\sigma^2(M)}\right], \quad (16)$$

where $b = 0.707$ and $q = 0.3$ are dimensionless parameters and A is an overall normalization constant. $\delta_c(z)$ is same as that of the spherical case.

$\sigma(M)$ is calculated from the matter power spectrum $P_\delta(k)$ as

$$\sigma(M)^2 = \frac{1}{2\pi^2} \int \tilde{W}^2(kR_M)P_\delta(k)k^2dk, \quad (17)$$

where $\tilde{W}(x) = 3(\sin x - x \cos x)/x^3$ is a top-hat window function, which has an effect to smooth out fluctuation with scale smaller than x , and R_M is a radius within which a mass M is contained under the uniform matter density, defined by $(4\pi/3)R_M^3\bar{\rho}_m = M$. It is estimated as

$$R_M = 9.5 \times 10^{-2} \text{ kpc } (\Omega_m h^2)^{-1/3} \left(\frac{M}{M_\odot}\right)^{1/3}. \quad (18)$$

The matter power spectrum is expressed as

$$P_\delta(k) = \frac{4}{25} \frac{2\pi^2}{k^3} \left(\frac{k^2}{\Omega_m H_0^2}\right)^2 \Delta_\zeta^2(k)T^2(k)D_1^2(z=0), \quad (19)$$

where $\Delta_\zeta^2(k) = \Delta_\zeta^2(k_*)(k/k_*)^{n_s-1}$ with WMAP normalization $\Delta_\zeta^2(k_*) = 2.457 \times 10^{-9}$ at $k_* = 0.002 \text{ Mpc}^{-1}$ and scalar spectral index n_s . We adopt the transfer function $T(k)$ and the growth factor $D_1(z)$ given in Ref. [15] with WMAP5 best fit cosmological parameters : $\Omega_\Lambda = 0.72, \Omega_m = 0.28, \Omega_b = 0.046, h = 0.70, n_s = 0.96$. Using these parameters, we obtain $D_1(z=0) = 0.77$. As a cross check, this yields $\sigma_8 \equiv \sigma(8h^{-1}\text{Mpc}) = 0.82$, which is consistent with WMAP5 result [1].

4.3 Diffuse gamma-ray flux

Combining obtained results, we arrive at the following formula for the diffuse gamma-rays from DM annihilation:

$$\left[\frac{d\Phi_\gamma}{dE}\right]_{\text{ext}} = \sum_F \frac{\langle\sigma v\rangle_F}{8\pi} \frac{\bar{\rho}_m^2}{m_\chi^2} \int dz(1+z)^3 \frac{dN_F^{(\gamma)}}{dE'} \frac{\Delta^2(z)}{H_0 h(z)}, \quad (20)$$

where the enhancement factor $\Delta^2(z)$ is given by

$$\Delta^2(z) = \frac{1}{\bar{\rho}_m} \int_{M_{\text{cut}}} dMM \frac{dn(z)}{dM} \Delta_M^2(M, z) + f_{\text{hom}}^2(z), \quad (21)$$

and

$$\Delta_M^2(M, z) = \frac{\Delta_{\text{vir}}(z)}{3} \int dC_{\text{vir}}(M, z) P(C_{\text{vir}}(M, z)) \frac{I_2(x_{\text{max}})}{[I_1(x_{\text{max}})]^2} x_{\text{max}}^3. \quad (22)$$

If one forgets about the formation of DM halos and just assume all DM is distributed homogeneously in the Universe throughout the whole history, the diffuse extragalactic gamma-ray flux would be evaluated by Eq. (20) with replacing $\Delta^2(z)$ with 1. Thus $\Delta^2(z)$ represents the enhancement of the gamma-ray flux due to the structure formation of DM.

In Eq. (21), the integration with M has a lower cut (M_{cut}), below which DM cannot form collapsed objects [36]. The matter density contrast does not grow below the DM free streaming scale. More important cutoff is provided by dissipation in imperfect fluid at kinetic decoupling of DM. If DM establishes thermal equilibrium in the early Universe, it eventually decouples from thermal bath. In general, the epoch of the end of kinetic equilibrium differs from that of thermal equilibrium. For example, typical kinetic decoupling temperature (T_{kd}) for SUSY WIMPs ranges $T_{\text{kd}} \sim 10 \text{ MeV} - 1 \text{ GeV}$ [37]. Then M_{cut} is estimated as

$$M_{\text{cut}} \sim 10^{-4} M_{\odot} \left(\frac{\Omega_m h^2}{0.11} \right) \left(\frac{10 \text{ MeV}}{T_{\text{kd}}} \right)^3. \quad (23)$$

Thus we assume that fraction of DM which is not contained in the halo with mass larger than M_{cut} is distributed smoothly. The fraction of homogeneous component (f_{hom}) is given by

$$f_{\text{hom}}(z) = 1 - \frac{1}{\bar{\rho}_m(z)} \int_{M_{\text{cut}}} dMM \frac{dn(z)}{dM}, \quad (24)$$

Above the redshift ~ 50 , the homogeneous component becomes a dominant contribution to the diffuse extragalactic gamma-rays, as we will see.

Fig. 3 shows a spectral index (n_s) dependence on the enhancement factor. Since the small scale matter power spectrum is affected by scalar spectral index, the enhancement factor also slightly affected. In this figure other cosmological parameters are set to be best fit values by WMAP5. Thus it should be noted that cosmological gamma-ray flux from DM annihilation depends on cosmological parameters up to numerical factor.

Even larger uncertainty on the gamma-ray flux arises due to the lack of the understanding of DM halo profiles. Fig. 4 shows the dependence of the enhancement factor on DM halo profile. It is seen that an order-of-magnitude uncertainty exists, depending on what kind of density profile is taken. As is expected, steeper profiles predict larger gamma-ray flux.

Although the prediction suffers from these uncertainties, it is important to keep in mind that the enhancement factor, $\Delta^2(z)$, can reach to $\mathcal{O}(10^5 - 10^6)$ near $z = 0$. This makes it possible for the DM annihilation-originated gamma-rays to have significant contribution to diffuse extragalactic gamma-rays.

On the other hand, at high redshift the typical mass of DM halos becomes smaller and smaller, which is even below the smallest possible halo mass (23). This occurs at $z \sim 30$ -60 depending on the kinetic decoupling temperature T_{kd} . Before this epoch we can effectively regard DM in the Universe as homogeneously distributed without forming clustering objects. In that regime, DM annihilation rate increases with redshift simply because the physical number density of DM increases proportional to $(1+z)^3$. Fig. 5 shows it clearly. The top (bottom) panel corresponds to $T_{\text{kd}} = 10$ MeV (1 GeV). Here we have taken NFW profile. It is seen that above the redshift 40-60 depending on T_{kd} , the homogeneous component (f_{hom} in Eq. (21)) becomes more important.

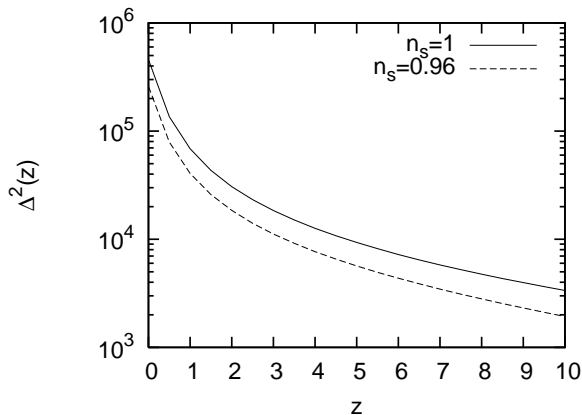


Figure 3: Dependence of $\Delta^2(z)$ on the scalar spectral index n_s for NFW profile. The upper line corresponds to the scale-invariant case ($n_s = 1$) and the lower line corresponds to the WMAP5 best fit value ($n_s = 0.96$), with other cosmological parameters fixed to best-fit values.

Now let us compare the DM-originated gamma-ray flux with the observation by EGRET satellite [38, 39]. In order to do so, we add the Galactic contribution (4) averaged over the region above the latitude $|b| > 10^\circ$ to the diffuse extragalactic flux given by Eq. (20) as

$$\frac{d\Phi_\gamma}{dE} = \left[\frac{d\Phi_\gamma}{dE} \right]_{\text{ext}} + \left\langle \left[\frac{d\Phi_\gamma}{dE} \right]_{\text{Gal}} \right\rangle_{|b| > 10^\circ}. \quad (25)$$

Fig. 6 compares the gamma-ray flux from extragalactic contribution and Galactic component, for the case of DM annihilating into $\tau^+\tau^-$ for the model (b) in Table. 1. Here NFW halo profile is chosen. It is seen that both contributions are equally important. For the case of Moore profile, extragalactic contribution is enhanced by about one order of magnitude, but the Galactic component almost remains unchanged.

Results are summarized in Figs. 7-10. For the case of annihilating into e^+e^- and $\mu^+\mu^-$, the current data does not conflict with theoretical prediction. For the case of $\tau^+\tau^-$ and W^+W^- , however, the prediction may exceed the observed gamma-ray flux for Moore profile, and NFW or Burkert profile is marginally allowed. Notice that the diffuse

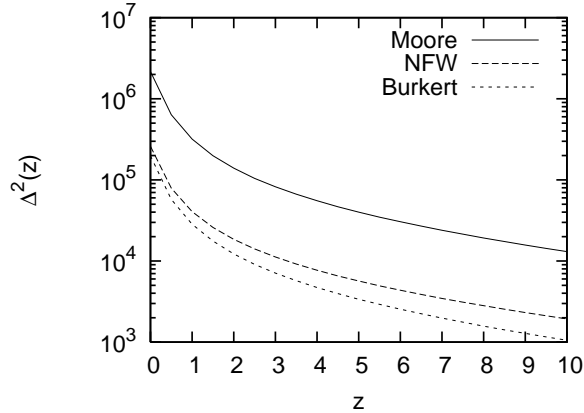


Figure 4: Halo density profile dependence of $\Delta^2(z)$. The solid, dashed dotted lines correspond to Moore, NFW, Burkert profiles, respectively.

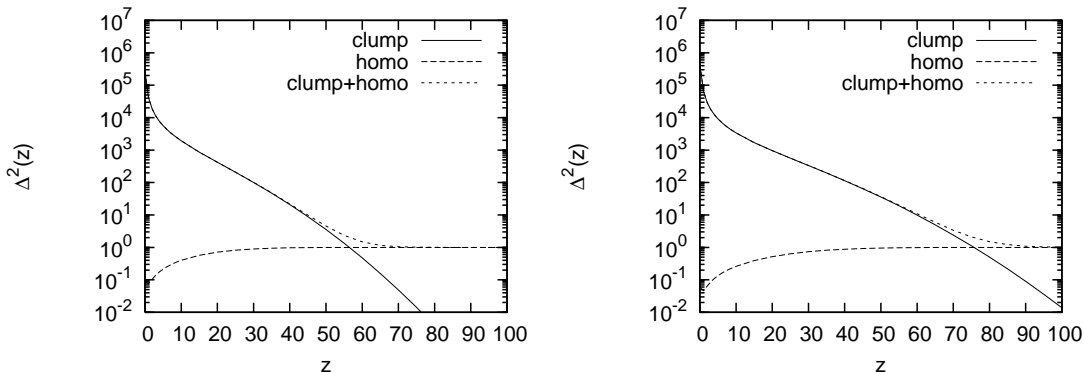


Figure 5: $\Delta^2(z)$ for $T_{\text{kd}} = 10$ MeV (top) and 1 GeV (bottom), for NFW profile.

extragalactic gamma-ray flux is not so changed between the Burkert profile and NFW profile, as opposed to the case of gamma-ray from GC (see Fig. 2). Therefore, for such kind of cored density profile, extragalactic gamma-rays give more stringent constraint on DM annihilation models than that from GC. Also note that even if universal DM halos take the form of cuspy structure such as NFW or Moore profiles, our Galaxy does not necessarily coincide with it. If our Galaxy is special in the sense that it has moderate DM halo profile like Burkert or cored isothermal profile, the extragalactic gamma-ray component may be more important to find or constrain signals of DM annihilation.

In Fig. 11, constraints on the DM annihilation cross section from the EGRET observation of diffuse extragalactic gamma-rays are depicted, for the case of DM annihilating into e^+e^- , $\mu^+\mu^-$, $\tau^+\tau^-$ and W^+W^- , respectively. In this figure NFW halo profile is assumed. The derived constraint is a bit weaker than the constraint from BBN [23], However, as is obvious from previous figures, about one-order of magnitude severer constraint is ob-

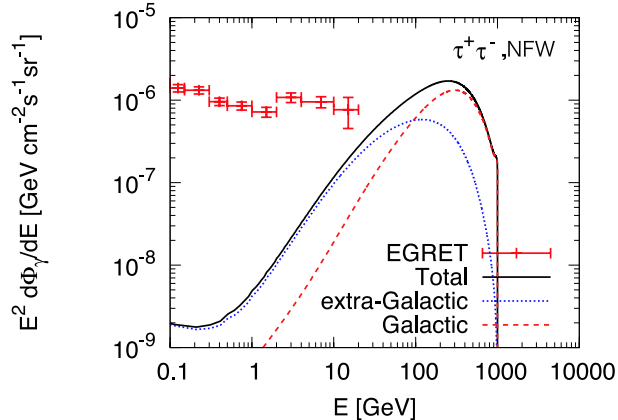


Figure 6: Galactic and extragalactic contributions to gamma-ray flux for the case of DM annihilating into $\tau^+\tau^-$ for the model (b) in Table. 1. NFW profile is chosen.

tained if Moore profile is adopted and in this case the constraint is comparable to that from BBN.

5 Conclusions and discussion

In this paper we have investigated constraints on DM annihilation models focusing on diffuse extragalactic gamma-ray background, motivated by DM annihilation scenarios on recent anomalous cosmic positron/electron fluxes. It is found that it provides comparable or stronger bounds than the gamma-ray observations at GC. In particular, if the DM halo profile of our Galaxy is moderate, the extragalactic gamma-rays are more important than that from GC, for constraining or finding the signals of DM annihilation. If DM contributions to the diffuse extragalactic gamma-ray background is significant, there may be a chance to extract DM signals from astrophysical contributions by observing anisotropy [13, 40] or spectral shape [41].

Some comments are in order. Leptonically annihilating DM would also naturally produce high-energy neutrinos with similar rate to the charged leptons, if the final states are left-handed. In this case, the result of Super-Kamiokande [42] gives severe constraint on DM annihilation models [43], which is comparable to the gamma-ray constraint (see also Ref. [44]). Another interesting constraint comes from big-bang nucleosynthesis (BBN). For DM models with large annihilation cross section, the annihilation products during the BBN epoch may upset the success of standard BBN prediction, and it also gives comparable constraints on the annihilation cross section [23, 45] (see also Refs. [46, 47] for early attempts).

It is often discussed that non-observations of the excess of cosmic-ray anti-protons severely constrain DM annihilation models [48], although DM-orinated anti-proton flux suffers from large uncertainties regarding the choice of the diffusion zone, which is largely

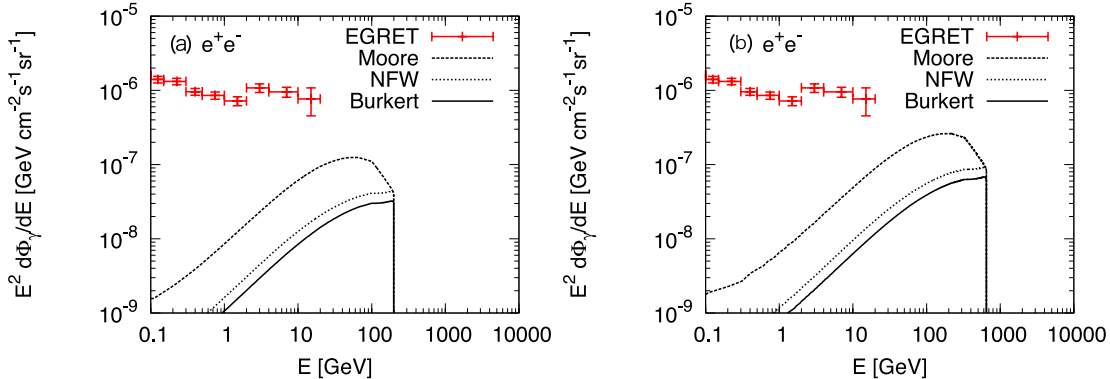


Figure 7: Diffuse gamma-ray flux from DM annihilation averaged over $|b| > 10^\circ$ and EGRET results for the case of annihilation into e^+e^- for the model (a) (left) and (b) (right) in Table. 1.

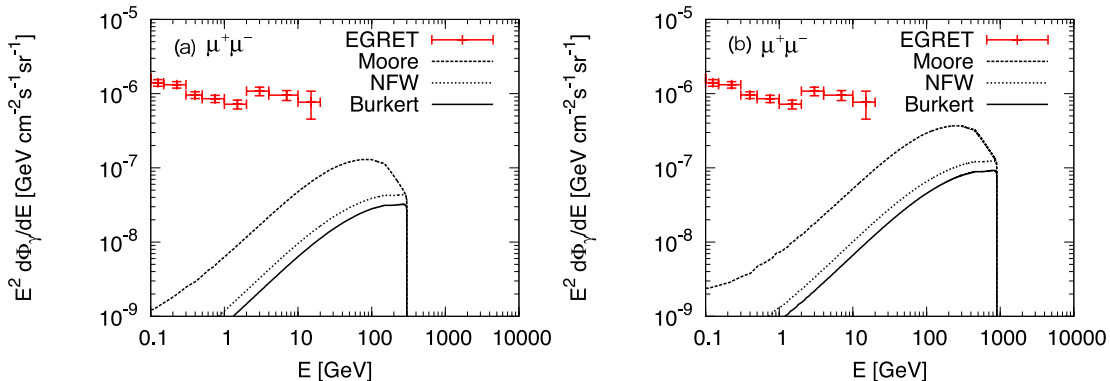


Figure 8: Same as Fig. 7, but for DM annihilating into $\mu^+\mu^-$.

unknown [49]. If the final state particles of DM annihilation have electric charge, they necessarily emit synchrotron radiation due to the Galactic magnetic field. It was discussed that DM annihilation cross section with standard value ($\langle\sigma v\rangle = 3 \times 10^{-26} \text{ cm}^{-3}\text{s}^{-1}$) reproduces the so-called WMAP haze, which is unknown component of the radio emission around the GC [50]. According to recent studies [51, 52], the constraint is relaxed by two or three orders of magnitude. Thus it may also give comparable constraints with gamma-rays. Extragalactic radio emission due to the cosmological DM annihilation taking into account the effects of DM clustering, similar to the context given in this paper, was studied in Ref. [53].

In this study we have assumed that the DM annihilation proceeds via s -wave process and it is time-independent, i.e., $\langle\sigma v\rangle$ is a constant. In general, however, it could depend on the DM velocity. Especially, there are some DM models where the annihilation cross section scales as $\propto v^{-1}$ [54, 55]. It was discussed that in such case the gamma-ray contribution from the smallest halo formed in the earliest epoch is most important since the

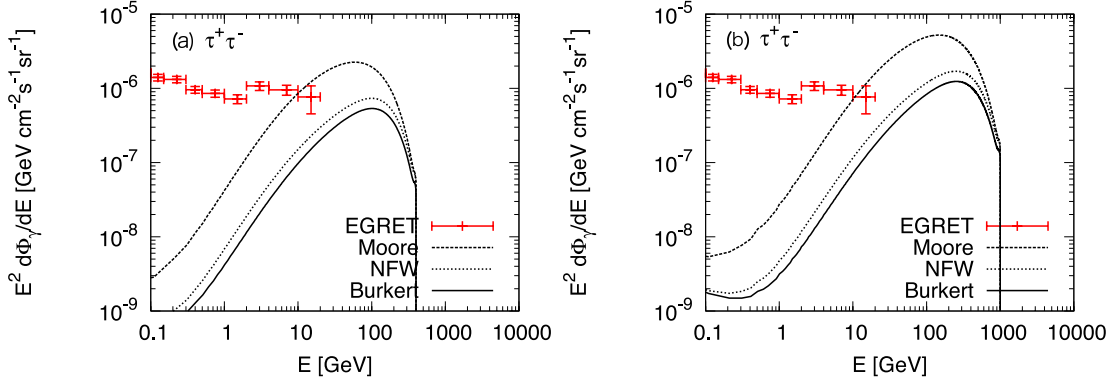


Figure 9: Same as Fig. 7, but for DM annihilating into $\tau^+\tau^-$.

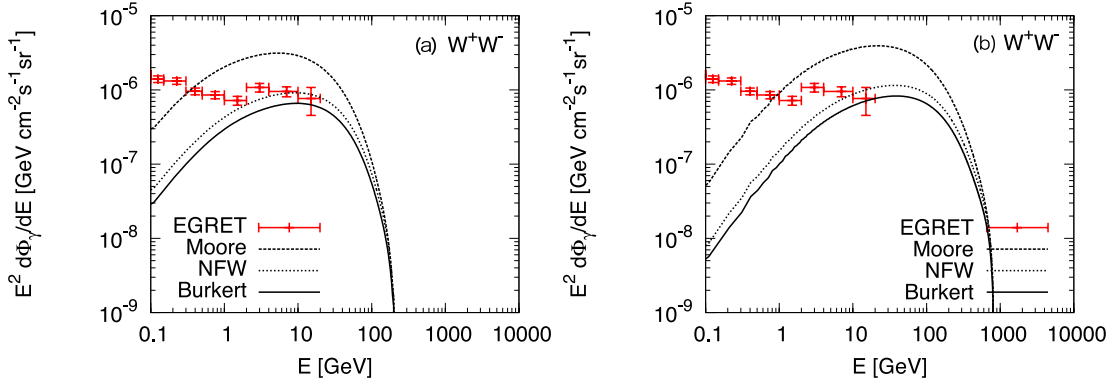


Figure 10: Same as Fig. 7, but for DM annihilating into W^+W^- .

velocity dispersion of DM in such halos are small and the annihilation rate is significantly enhanced [56]. BBN also gives stringent and robust bound on such DM models, since the velocity dispersion of DM in the BBN era is small [23].

Acknowledgment

K.N. would like to thank the Japan Society for the Promotion of Science for financial support. This work is supported by Grant-in-Aid for Scientific research from the Ministry of Education, Science, Sports, and Culture (MEXT), Japan, No. 14102004 (M.K.), and also by World Premier International Research Center Initiative, MEXT, Japan. K.K. is supported in part by STFC grant, PP/D000394/1, EU grant MRTN-CT-2006-035863, the European Union through the Marie Curie Research and Training Network “UniverseNet.”

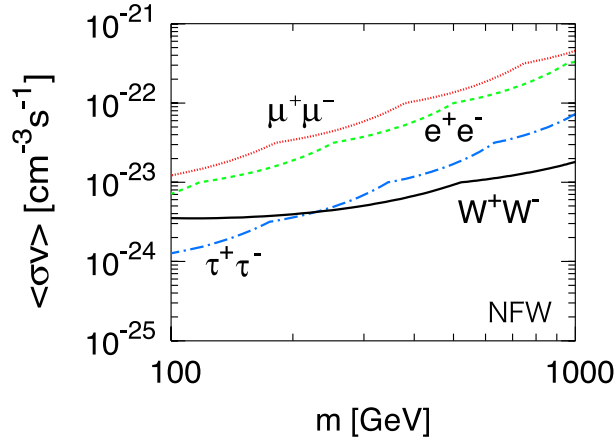


Figure 11: Constraint on the annihilation cross section from EGRET observations of diffuse extragalactic gamma-ray background for the case of DM annihilating into e^+e^- , $\mu^+\mu^-$, $\tau^+\tau^-$, W^+W^- . NFW halo profile is assumed.

References

- [1] E. Komatsu *et al.* [WMAP Collaboration], arXiv:0803.0547 [astro-ph].
- [2] G. Jungman, M. Kamionkowski and K. Griest, Phys. Rept. **267**, 195 (1996) [arXiv:hep-ph/9506380]; G. Bertone, D. Hooper and J. Silk, Phys. Rept. **405**, 279 (2005) [arXiv:hep-ph/0404175].
- [3] O. Adriani *et al.*, arXiv:0810.4995 [astro-ph].
- [4] J. Chang *et al.*, Nature **456**, 362 (2008).
- [5] L. Bergstrom, T. Bringmann and J. Edsjo, arXiv:0808.3725 [astro-ph]; V. Barger, W. Y. Keung, D. Marfatia and G. Shaughnessy, arXiv:0809.0162 [hep-ph]; M. Cirelli, M. Kadastik, M. Raidal and A. Strumia, arXiv:0809.2409 [hep-ph]; I. Cholis, D. P. Finkbeiner, L. Goodenough and N. Weiner, arXiv:0810.5344 [astro-ph]; D. Feldman, Z. Liu and P. Nath, arXiv:0810.5762 [hep-ph]; K. Ishiwata, S. Matsumoto and T. Moroi, arXiv:0811.0250 [hep-ph]; P. J. Fox and E. Poppitz, arXiv:0811.0399 [hep-ph].
- [6] M. Kawasaki, T. Moroi and T. Yanagida, Phys. Lett. B **370**, 52 (1996) [arXiv:hep-ph/9509399].
- [7] T. Moroi and L. Randall, Nucl. Phys. B **570**, 455 (2000) [arXiv:hep-ph/9906527]; M. Fujii and K. Hamaguchi, Phys. Lett. B **525**, 143 (2002) [arXiv:hep-ph/0110072]; Phys. Rev. D **66**, 083501 (2002) [arXiv:hep-ph/0205044]; M. Nagai and K. Nakayama, Phys. Rev. D **76**, 123501 (2007) [arXiv:0709.3918 [hep-ph]]; B. S. Acharya, P. Kumar, K. Bobkov, G. Kane, J. Shao and S. Watson, JHEP **0806**, 064 (2008) [arXiv:0804.0863 [hep-ph]].

- [8] S. Profumo and P. Ullio, JCAP **0407**, 006 (2004) [arXiv:hep-ph/0406018]; M. Nagai and K. Nakayama, Phys. Rev. D **78**, 063540 (2008) [arXiv:0807.1634 [hep-ph]]; P. Grajek, G. Kane, D. J. Phalen, A. Pierce and S. Watson, arXiv:0807.1508 [hep-ph].
- [9] L. Bergstrom, J. Edsjo and P. Ullio, Phys. Rev. Lett. **87**, 251301 (2001) [arXiv:astro-ph/0105048].
- [10] P. Ullio, L. Bergstrom, J. Edsjo and C. G. Lacey, Phys. Rev. D **66**, 123502 (2002) [arXiv:astro-ph/0207125].
- [11] J. E. Taylor and J. Silk, Mon. Not. Roy. Astron. Soc. **339**, 505 (2003) [arXiv:astro-ph/0207299].
- [12] K. Ahn and E. Komatsu, Phys. Rev. D **71**, 021303 (2005) [arXiv:astro-ph/0412630].
- [13] S. Ando and E. Komatsu, Phys. Rev. D **73**, 023521 (2006) [arXiv:astro-ph/0512217]; S. Ando, E. Komatsu, T. Narumoto and T. Totani, Phys. Rev. D **75**, 063519 (2007) [arXiv:astro-ph/0612467].
- [14] E. A. Baltz *et al.*, JCAP **0807**, 013 (2008) [arXiv:0806.2911 [astro-ph]].
- [15] D. J. Eisenstein and W. Hu, Astrophys. J. **511**, 5 (1997) [arXiv:astro-ph/9710252].
- [16] J. M. Bardeen, J. R. Bond, N. Kaiser and A. S. Szalay, Astrophys. J. **304**, 15 (1986).
- [17] E. A. Baltz and J. Edsjo, Phys. Rev. D **59**, 023511 (1999) [arXiv:astro-ph/9808243].
- [18] J. Hisano, S. Matsumoto, O. Saito and M. Senami, Phys. Rev. D **73**, 055004 (2006) [arXiv:hep-ph/0511118].
- [19] T. Delahaye, R. Lineros, F. Donato, N. Fornengo and P. Salati, Phys. Rev. D **77**, 063527 (2008) [arXiv:0712.2312 [astro-ph]].
- [20] T. Sjostrand, S. Mrenna and P. Skands, JHEP **0605**, 026 (2006) [arXiv:hep-ph/0603175].
- [21] I. V. Moskalenko and A. W. Strong, Astrophys. J. **493**, 694 (1998) [arXiv:astro-ph/9710124].
- [22] S. W. Barwick *et al.* [HEAT Collaboration], Astrophys. J. **482**, L191 (1997) [arXiv:astro-ph/9703192]; J. J. Beatty *et al.*, Phys. Rev. Lett. **93**, 241102 (2004) [arXiv:astro-ph/0412230].
- [23] J. Hisano, M. Kawasaki, K. Kohri, T. Moroi and K. Nakayama, arXiv:0901.3582 [hep-ph], to appear in Phys. Rev. D.
- [24] L. Bergstrom, P. Ullio and J. H. Buckley, Astropart. Phys. **9**, 137 (1998) [arXiv:astro-ph/9712318].

- [25] L. Bergstrom, T. Bringmann, M. Eriksson and M. Gustafsson, Phys. Rev. Lett. **95**, 241301 (2005) [arXiv:hep-ph/0507229]; T. Bringmann, L. Bergstrom and J. Edsjo, JHEP **0801**, 049 (2008) [arXiv:0710.3169 [hep-ph]].
- [26] J. F. Navarro, C. S. Frenk and S. D. M. White, Astrophys. J. **462**, 563 (1996) [arXiv:astro-ph/9508025].
- [27] B. Moore, T. R. Quinn, F. Governato, J. Stadel and G. Lake, Mon. Not. Roy. Astron. Soc. **310**, 1147 (1999) [arXiv:astro-ph/9903164].
- [28] A. Burkert, IAU Symp. **171**, 175 (1996) [Astrophys. J. **447**, L25 (1995)] [arXiv:astro-ph/9504041]; P. Salucci and A. Burkert, Astrophys. J. **537**, L9 (2000).
- [29] F. Aharonian *et al.* [The HESS Collaboration], Astron. Astrophys. **425**, L13 (2004); F. Aharonian *et al.* [H.E.S.S. Collaboration], Phys. Rev. Lett. **97**, 221102 (2006) [Erratum-ibid. **97**, 249901 (2006)].
- [30] G. Bertone, M. Cirelli, A. Strumia and M. Taoso, arXiv:0811.3744 [astro-ph].
- [31] G. L. Bryan and M. L. Norman, Astrophys. J. **495**, 80 (1998) [arXiv:astro-ph/9710107].
- [32] J. S. Bullock *et al.*, Mon. Not. Roy. Astron. Soc. **321**, 559 (2001) [arXiv:astro-ph/9908159].
- [33] W. H. Press and P. Schechter, Astrophys. J. **187**, 425 (1974).
- [34] V. R. Eke, S. Cole and C. S. Frenk, Mon. Not. Roy. Astron. Soc. **282**, 263 (1996) [arXiv:astro-ph/9601088].
- [35] R. K. Sheth, H. J. Mo and G. Tormen, Mon. Not. Roy. Astron. Soc. **323**, 1 (2001) [arXiv:astro-ph/9907024].
- [36] A. Loeb and M. Zaldarriaga, Phys. Rev. D **71**, 103520 (2005) [arXiv:astro-ph/0504112].
- [37] S. Profumo, K. Sigurdson and M. Kamionkowski, Phys. Rev. Lett. **97**, 031301 (2006) [arXiv:astro-ph/0603373].
- [38] P. Sreekumar *et al.* [EGRET Collaboration], Astrophys. J. **494**, 523 (1998) [arXiv:astro-ph/9709257].
- [39] A. W. Strong, I. V. Moskalenko and O. Reimer, Astrophys. J. **613**, 956 (2004) [arXiv:astro-ph/0405441].
- [40] A. Cuoco, J. Brandbyge, S. Hannestad, T. Haugboelle and G. Miele, Phys. Rev. D **77**, 123518 (2008) [arXiv:0710.4136 [astro-ph]].

- [41] S. Dodelson, A. V. Belikov, D. Hooper and P. Serpico, arXiv:0903.2829 [astro-ph.CO].
- [42] S. Desai *et al.* [Super-Kamiokande Collaboration], Phys. Rev. D **70**, 083523 (2004) [Erratum-ibid. D **70**, 109901 (2004)] [arXiv:hep-ex/0404025]; Astropart. Phys. **29**, 42 (2008) [arXiv:0711.0053 [hep-ex]].
- [43] J. Hisano, M. Kawasaki, K. Kohri and K. Nakayama, Phys. Rev. D **79**, 043516 (2009) [arXiv:0812.0219 [hep-ph]]; J. Liu, P. f. Yin and S. h. Zhu, arXiv:0812.0964 [astro-ph].
- [44] J. F. Beacom, N. F. Bell and G. D. Mack, Phys. Rev. Lett. **99**, 231301 (2007) [arXiv:astro-ph/0608090]; H. Yuksel, S. Horiuchi, J. F. Beacom and S. Ando, Phys. Rev. D **76**, 123506 (2007) [arXiv:0707.0196 [astro-ph]].
- [45] J. Hisano, M. Kawasaki, K. Kohri and K. Nakayama, Phys. Rev. D **79**, 063514 (2009) [arXiv:0810.1892 [hep-ph]].
- [46] M. H. Reno and D. Seckel, Phys. Rev. D **37**, 3441 (1988); J. A. Frieman, E. W. Kolb and M. S. Turner, Phys. Rev. D **41**, 3080 (1990).
- [47] K. Jedamzik, Phys. Rev. D **70**, 083510 (2004) [arXiv:astro-ph/0405583].
- [48] F. Donato, D. Maurin, P. Brun, T. Delahaye and P. Salati, arXiv:0810.5292 [astro-ph].
- [49] F. Donato, N. Fornengo, D. Maurin and P. Salati, Phys. Rev. D **69**, 063501 (2004) [arXiv:astro-ph/0306207].
- [50] D. Hooper, D. P. Finkbeiner and G. Dobler, Phys. Rev. D **76**, 083012 (2007) [arXiv:0705.3655 [astro-ph]]; D. Hooper, Phys. Rev. D **77**, 123523 (2008) [arXiv:0801.4378 [hep-ph]].
- [51] E. Borriello, A. Cuoco and G. Miele, Phys. Rev. D **79**, 023518 (2009) [arXiv:0809.2990 [astro-ph]].
- [52] D. T. Cumberbatch, J. Zuntz, H. K. K. Eriksen and J. Silk, arXiv:0902.0039 [astro-ph.GA].
- [53] L. Zhang and G. Sigl, JCAP **0809**, 027 (2008) [arXiv:0807.3429 [astro-ph]].
- [54] J. Hisano, S. Matsumoto and M. M. Nojiri, Phys. Rev. Lett. **92**, 031303 (2004) [arXiv:hep-ph/0307216]; J. Hisano, S. Matsumoto, M. M. Nojiri and O. Saito, Phys. Rev. D **71**, 063528 (2005) [arXiv:hep-ph/0412403].
- [55] N. Arkani-Hamed, D. P. Finkbeiner, T. R. Slatyer and N. Weiner, Phys. Rev. D **79**, 015014 (2009) [arXiv:0810.0713 [hep-ph]].
- [56] M. Kamionkowski and S. Profumo, Phys. Rev. Lett. **101**, 261301 (2008) [arXiv:0810.3233 [astro-ph]].