

# HIGH-MASS STAR FORMATION IN THE NEAR AND FAR 3-KPC ARMS

J. A. Green<sup>1</sup>, N. M. McClure-Griffiths<sup>1</sup>, J. L. Caswell<sup>1</sup>,  
S. P. Ellingsen<sup>3</sup>, G. A. Fuller<sup>2</sup>, L. Quinn<sup>2</sup> and M. A. Voronkov<sup>1</sup>

<sup>1</sup>*Australia Telescope National Facility, CSIRO, PO Box 76, Epping, NSW 1710, Australia;*

<sup>2</sup>*Jodrell Bank Centre for Astrophysics, Alan Turing Building, University of Manchester, Manchester, M13 9PL, UK;*

<sup>3</sup>*School of Mathematics and Physics, University of Tasmania, Private Bag 37, Hobart, TAS 7001, Australia*

## ABSTRACT

We report on the presence of 6.7-GHz methanol masers, known tracers of high-mass star formation, in the 3-kpc arms of the inner Galaxy. We present 49 detections from the Methanol Multibeam Survey, the largest Galactic plane survey for 6.7-GHz methanol masers, which coincide in longitude, latitude and velocity with the recently discovered far-side 3-kpc arm and the well known near-side 3-kpc arm. The presence of these masers is significant evidence for high-mass star formation actively occurring in both 3-kpc arms.

*Subject headings:* masers — stars: formation — Galaxy: structure

## 1. Introduction

The near 3-kpc arm (van Woerden et al. 1957), existing within  $15^\circ$  of the Galactic centre, was long believed to be devoid of any significant star formation (Lockman 1980). The recent discovery of a far 3-kpc arm within the same range of longitudes (Dame & Thaddeus 2008) prompted further thought to this end, the authors speculating the narrow thickness of CO and HI in the two arms is evidence that the 3-kpc arms lack significant levels of star formation.

However, from the theoretical viewpoint of density waves (Lin & Shu 1964; Roberts 1969), we would expect the leading edges of any spiral arms, regardless of location, to foster some level of star formation. Furthermore, although primarily occurring in the spiral arms, star formation can exist outside of them. It is only the formation of high-mass stars, with their short lifetimes, which will be restricted to the spiral arms themselves (and a Galactic bar).

Observational evidence already exists for a few regions of star formation within the near

3-kpc arm. Caswell & Haynes (1987) detected approximately five HII regions associated with the near arm and Cersosimo (1990) inferred the presence of more diffuse HII regions through H166 $\alpha$  recombination line detections. Additionally, Busfield et al. (2006) kinematically located a group of infrared colour selected massive young stellar objects from the Red MSX Source survey with the near arm. These few previous observations are restricted to only the near arm. To fully address the question of star formation in both 3-kpc arms, a reliable and readily observable tracer of high-mass star formation is required.

The methanol maser transition at 6.668-GHz has, since its discovery by Menten (1991), been demonstrated to be exclusively associated with high-mass star-formation regions (Minier et al. 2003; Xu et al. 2008). 6.7-GHz methanol masers are typically observed towards the early hot core phases of the star formation process (e.g. Minier et al. 2005; Hill et al. 2005; Purcell et al. 2006), and have been found in association with other tracers of the early stages of high-mass star formation, such as infrared dark clouds

(Ellingsen 2006) and Extended Green Objects (Cyganowski et al. 2008). They are also found in association with ultra-compact regions of ionized hydrogen and are believed to be pumped by infrared radiation (Cragg et al. 2005). This species of maser is bright, widespread and has already been shown to be present towards the Galactic centre, possibly within the inner Galactic bar (Caswell 1996), demonstrating the exotic environment of this region is not suppressing high-mass star formation.

Individual 6.7-GHz methanol maser sites tend to exhibit emission features over a range of velocities. The velocities of the peaks of the emission features are all typically within a few  $\text{km s}^{-1}$  (to at most  $\sim 10 \text{ km s}^{-1}$ ) of the velocity of the peak of CS (2-1) emission, a reliable tracer of dense gas (e.g. van der Walt et al. 2007). 6.7-GHz methanol masers therefore have a good velocity correlation with the molecular clouds in which they live and should trace the same regions in longitude-velocity space as the molecular emission attributed to the near and far 3-kpc arms in Dame & Thaddeus (2008).

## 2. The existence of high-mass star formation in the 3-kpc arms

The region delineated by the 3-kpc arms was observed for 6.7-GHz methanol masers with the 64-m Parkes radio telescope as part of the Methanol Multibeam (MMB) Survey, the full techniques of which are detailed in Green et al. (2009). The MMB has detected over 200 6.7-GHz methanol masers in the region  $-15^\circ < l < 15^\circ$  (Caswell et al. in prep), of which 49 (23 new to the survey, 26 previously known) have the velocity of their peak flux density emission matching that of the near and far 3-kpc arms outlined by Dame & Thaddeus (2008). These 49 masers are shown, together with their velocity ranges of emission, in Fig. 1. Three masers towards the Galactic centre are most likely associated with Sagittarius B2, rather than the far 3-kpc arm (G000.650–0.067, G000.666–0.050 and G0.700–0.050). The CO emission of the near and far arms have Full Widths at Half Maximums (FWHMs) of  $1.1^\circ$  and  $0.52^\circ$  respectively (Dame & Thaddeus 2008). Assuming full widths to zero of approximately  $2.2^\circ$  and  $1.04^\circ$  means

we can exclude any sources with latitudes outside this range. Four sources, G011.500–1.484, G345.417–0.950, G345.500+1.467 and G348.200+0.767, are excluded by this criterion (the first coincides with the near-side Norma arm and the middle two the near-side Carina-Sagittarius arm). The remaining 42 masers have peak velocities coincident with the CO emission velocities of the 3-kpc arm features (Fig. 1) and show a clear association with the longitude-latitude distribution of the velocity integrated CO emission (Fig. 2), providing strong evidence for the existence of high-mass star formation in these regions.

The near and far side 3-kpc arms have distances differing by approximately a factor of two (Dame & Thaddeus 2008), which causes the latitude distributions in CO emission to also differ by a factor of two. We might therefore expect the masers associated with the arms to also show this difference. Likewise, we might expect the flux densities to differ on average by a factor of four. Whilst we do not see these behaviours conclusively, we do see suggestions. The 3-kpc arm masers, 21 in the near arm, 21 in the far arm, have a mean latitude of  $-0.050^\circ$  with a standard deviation of  $0.216^\circ$ . This compares with the mean latitude of all the MMB sources in the region, which is  $-0.102^\circ$  with a standard deviation of  $0.367^\circ$ . A Kolmogorov-Smirnov (KS) test finds no statistically significant evidence for a difference between the latitude distribution in the 3-kpc arm sample and that of the complete sample of masers in the longitude range. The individual arm samples do however show a difference in distributions (Fig. 3), with the near having a mean latitude of  $-0.091^\circ$  with a standard deviation of  $0.255^\circ$  and the far having a mean latitude of  $0.040^\circ$  and a standard deviation of  $0.137^\circ$ . A KS test shows a difference in the near and far arm distributions at a greater than 95% confidence level. With regards to the flux density, we see a difference in the medians, but not by the expected factor of four, with the far side sources (excluding the Sagittarius B2 associations) having a lower median flux density of  $\sim 2.3 \text{ Jy}$  compared to the near side sources with a higher median flux density of  $\sim 4.4 \text{ Jy}$ . Unfortunately these comparisons are limited by small number statistics, preventing detailed analysis of the distributions. This is exacerbated by potential biasing of the far 3-kpc arm sample by a larger pro-

portion of ambiguous (see next section) sources, together with fewer detections of weak sources in the far arm.

### 2.1. Spiral arm cross-over

The kinematics of small regions of the far 3-kpc arm between  $-15^\circ < l < -10^\circ$  and the near 3-kpc arm between  $+10^\circ < l < +15^\circ$  coincides with the spiral arm loci of the commonly adopted model of Galactic structure of Cordes & Lazio (2002, 2003), when it is applied to a typical rotation curve such as that of Brand & Blitz (1993). The majority of this cross-over is with far-side spiral arms, but these are largely extrapolations of the logarithmic fits: for example, the Carina-Sagittarius arm is not significantly traced by either CO or HI at longitude greater than  $315^\circ$  (e.g. Dame et al. 2001; Hartmann & Burton 1997, respectively). However, it is apparent in the CO emission that more features exist in this region, and therefore some caution should be applied. Hence only those masers outside these cross-over regions are considered ‘unambiguous’ (Fig. 3).

### 3. Summary

The 3-kpc arms have previously been believed to be devoid of significant star-formation, but the current study shows not only star-formation, but high-mass star formation is present in the newly discovered far 3-kpc arm and the well known near 3-kpc arm. Although the Galactic centre is a complex region in which there are a number of interpretations for the patterns and structures seen in longitude-velocity space, there is strong evidence that the 3-kpc arm features are real, and the 6.7-GHz methanol maser detections of the MMB survey have shown that it is very likely they exhibit high-mass star formation. As a consequence these results imply high-mass star formation should be included in future models of the inner structure of our Galaxy.

The authors thank T. Dame for providing the velocity integrated CO data used in Fig. 2 and the referee for insightful comments. The Parkes Observatory is part of the Australia Telescope which is funded by the Commonwealth of Australia for operation as a National Facility managed by CSIRO.

*Facilities:* Parkes (Methanol Multibeam).

### REFERENCES

- Brand J., Blitz L., 1993, *A&A*, 275, 67
- Busfield, A. L., Purcell, C. R., Hoare, M. G., Lumsden, S. L., Moore, T. J. T., Oudmaijer, R. D., 2006, *MNRAS*, 366, 1096
- Caswell, J. L., Haynes, R. F., 1987, *A&A*, 171, 261
- Caswell, J. L., 1996, *MNRAS*, 283, 606
- Cersosimo, J. C., 1990, *ApJ*, 356, 156
- Cordes, J. M., Lazio, T. J. W., 2002, *ArXiv Astrophysics e-prints*, 0207156
- Cordes, J. M., Lazio, T. J. W., 2003, *ArXiv Astrophysics e-prints*, 0301598
- Cragg D. M., Sobolev A. M., Godfrey P. D., 2005, *MNRAS*, 360, 533
- Cyganowski, C. J., et al., 2008, *AJ*, 136, 2391
- Dame T. M., Hartmann D., Thaddeus P., 2001, *ApJ*, 547, 792
- Dame, T.M., Thaddeus, P., 2008, *ApJ*, 683, 143
- Ellingsen S. P., 2006, *ApJ*, 638, 241
- Green, J. A., et al., 2009, *MNRAS*, 392, 783
- Hill T., Burton M. G., Minier V., Thompson M. A., Walsh A. J., Hunt-Cunningham M., Garay G., 2005, *MNRAS*, 363, 405
- Hartmann, D., Burton, W.B., 1997, *Atlas of Galactic Neutral Hydrogen*, Cambridge University press, Cambridge, UK
- Lin, C.C., Shu, F.H., 1964, *ApJ*, 140, 646
- Lockman, F.J., 1980, *ApJ*, 241, 200
- Menten K. M., 1991, *ApJ*, 380, 75
- Minier, V., Ellingsen, S. P., Norris, R. P., Booth, R. S., 2003, *A&A*, 403, 1095
- Minier V., Burton M. G., Hill T., Pestalozzi M. R., Purcell C. R., Garay G., Walsh A. J., Longmore S., 2005, *A&A*, 429, 945

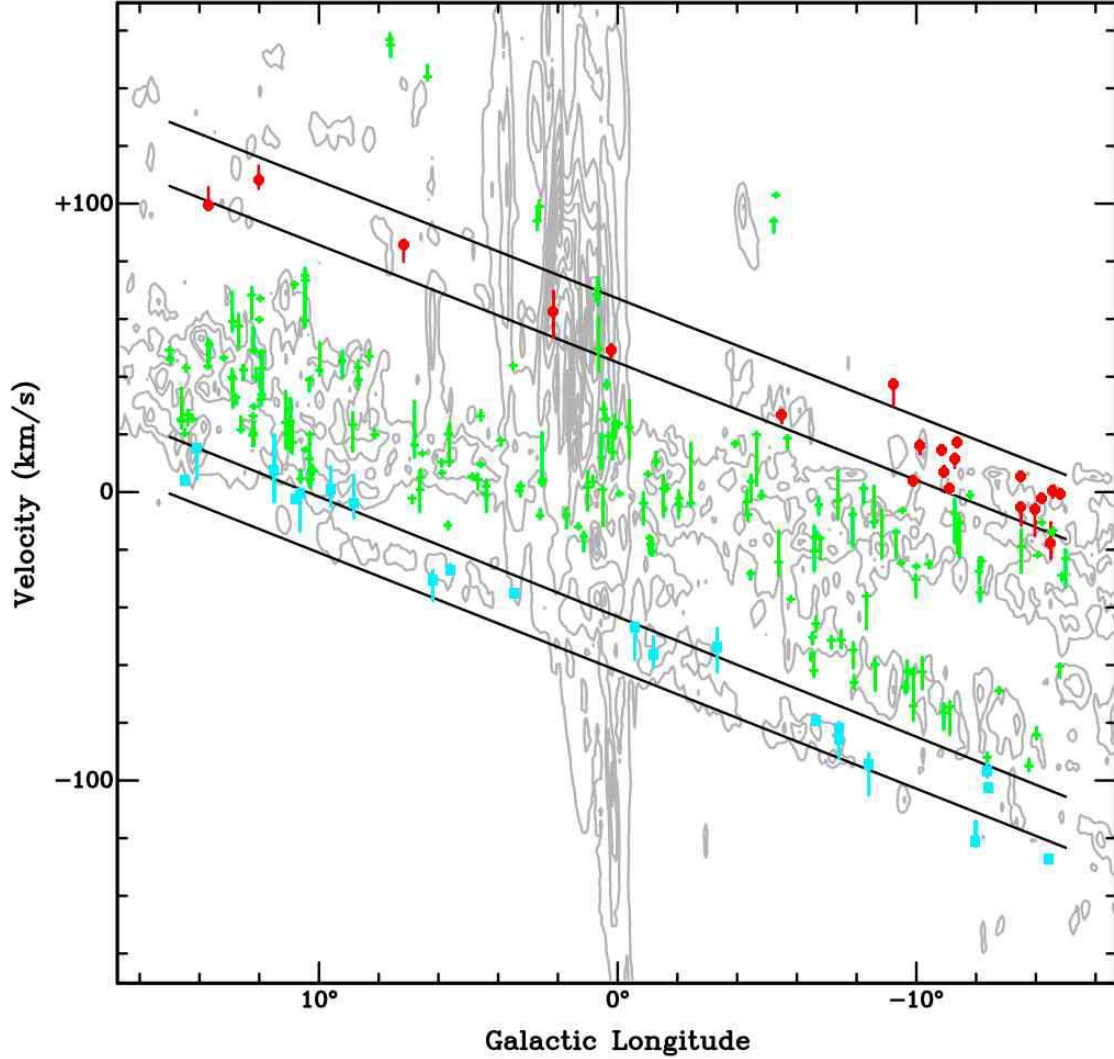


Fig. 1.— Longitude-velocity diagram of 6.7-GHz methanol maser emission (symbols) and the CO 1–0 emission (contours) of Dame & Thaddeus (2008). The CO 1–0 emission is shown for a latitude of  $0^\circ$  with contours at 10 to 100 % of the peak emission. Black diagonal lines delineate the near and far 3-kpc arms as defined by Dame & Thaddeus (2008). Symbols show the peak of the maser emission with the velocity extent of the line delineating the range of velocity over which emission is seen. The 21 blue squares show the masers located in the same longitude-velocity space as the near 3-kpc arm, the 21 red circles those located in the far 3-kpc arm. The green crosses show the 6.7-GHz methanol masers not associated with the arms, including the three masers associated with Sagittarius B2 and the four masers with comparable velocities to the 3-kpc arms, but large latitudes (see main text). Beyond longitude  $+10^\circ$  for the near arm (and  $-10^\circ$  for the far arm) the 3-kpc arm velocity space overlaps with spiral arm models and there is less certainty of the association.

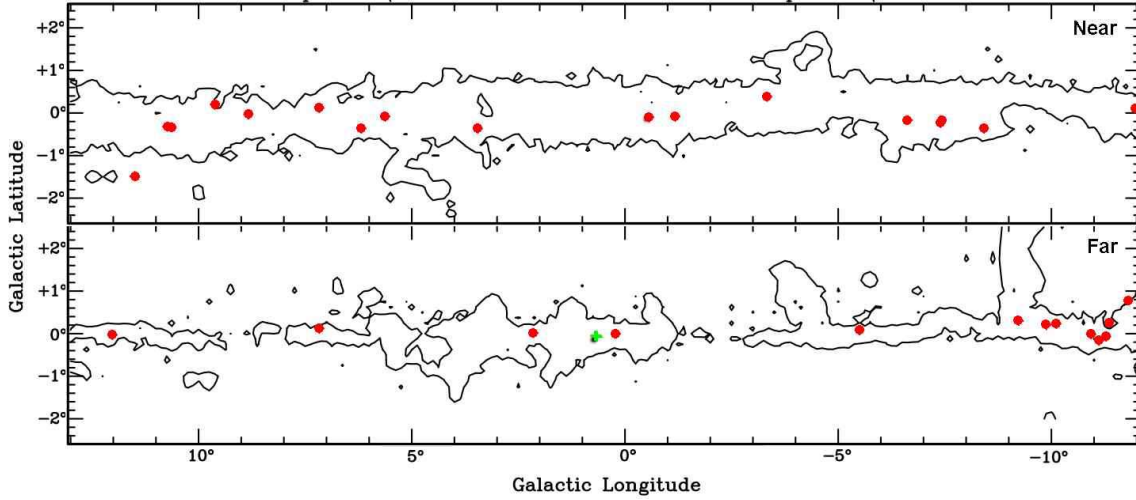


Fig. 2.— Longitude-latitude distribution of the velocity integrated CO 1–0 emission of Dame & Thaddeus (2008) showing the boundary of the emission above  $5 \text{ K km s}^{-1}$ . The emission is integrated over velocities where the 3-kpc arms are believed to exist (see Dame & Thaddeus (2008) for details). Overlaid are the 6.7-GHz methanol masers associated with the 3-kpc arms (red circles) and the Sgr B2 sources (green crosses) from Fig. 1. The masers lie within the CO emission boundaries with the exception of G011.500–1.484 in the near arm and G348.200+0.767 in the far arm, however we suggest in the text that these should be excluded from the 3-kpc arm population.

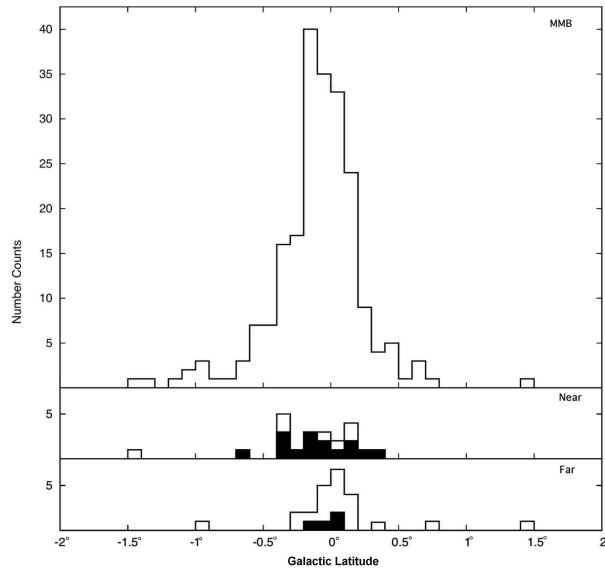


Fig. 3.— Latitude distribution of 6.7-GHz methanol masers for the inner  $15^\circ$  of Galactic longitude. Top: all the detections of the MMB. Middle: 22 sources associated with the near 3-kpc arm, with solid black showing the unambiguous associations (those that lie outside of the spiral arm crossover regions described in the text). Bottom: 24 sources associated with the far 3-kpc arm (excluding the 3 sources associated with Sgr B2), with solid black again showing the unambiguous associations. The four outlying sources (one in the middle plot and three in the bottom plot) are the four sources identified in the text as probably located nearer than the 3-kpc arms. The latitude spread of the far arm (bottom plot) is clearly smaller than for the near arm (middle plot), a difference mimicking that seen in CO.

Purcell C. R., Balasubramanyam R., Burton  
M. G., et al. 2006, MNRAS, 367, 553

Roberts, W.W., 1969, ApJ, 158, 123

van Woerden, H., et al., 1957, CR Acad. Sci. Paris,  
244, 1691

van der walt, D.J., Sobolev, A.M., Butner, H.,  
2007, A&A, 464, 1015

Xu, Y., Li, J.J., Hachisuka, K., Pandian, J.D.,  
Menten, K.M., Henkel, C., 2008, A&A, 485, 729