

Constraints on neutrino masses from WMAP5 and BBN in the lepton asymmetric universe

Maresuke Shiraishi

Department of Physics and Astrophysics, Nagoya University, Aichi 464-8602, Japan

Email: mare@a.phys.nagoya-u.ac.jp

Kazuhide Ichikawa

Department of Micro Engineering, Kyoto University, Kyoto 606-8501, Japan

Email: kazuhide@me.kyoto-u.ac.jp

Kiyotomo Ichiki

Department of Physics and Astrophysics, Nagoya University, Aichi 464-8602, Japan

Email: ichiki@a.phys.nagoya-u.ac.jp

Naoshi Sugiyama

Department of Physics and Astrophysics, Nagoya University, Aichi 464-8602, Japan

Institute for the Physics and Mathematics of the Universe (IPMU), The University of Tokyo, Kashiwa, Chiba, 277-8568, Japan

Email: naoshi@a.phys.nagoya-u.ac.jp

Masahide Yamaguchi

Department of Physics and Mathematics, Aoyama Gakuin University, Sagamihara

229-8558, Japan

Email: gucci@phys.aoyama.ac.jp

ABSTRACT: In this paper, we put constraints on neutrino properties such as mass m_ν and degeneracy parameters ξ_i from WMAP5 data and light element abundances by using a Markov chain Monte Carlo (MCMC) approach. In order to take consistently into account the effects of the degeneracy parameters, we run the Big Bang Nucleosynthesis code for each value of ξ_i and the other cosmological parameters to estimate the Helium abundance, which is then used to calculate CMB anisotropy spectra instead of treating it as a free parameter. We find that the constraint on m_ν is fairly robust and does not vary very much even if the lepton asymmetry is allowed, and is given by $\sum m_\nu < 1.3$ eV (95% C.L.).

KEYWORDS: neutrino mass, lepton asymmetry, WMAP5, Big Bang Nucleosynthesis.

Contents

1.	Introduction	1
2.	cosmological effects of ξ_i and m_ν	3
2.1	Effects on BBN	3
2.2	Effects on CMB	4
3.	Model and likelihood analysis	7
4.	Results and comparisons	9
4.1	Constraints from WMAP5 alone	9
4.2	Constraints from WMAP5 + HST	11
4.3	Constraints from WMAP5 + BBN	11
5.	Summary	13
A.	Constraints for the massless degenerate case	14

1. Introduction

Neutrino masses are the key feature beyond the standard model of particle physics because neutrinos are assumed to be massless in the minimal standard model. However, oscillation experiments recently suggest tiny but non-zero masses of neutrinos. Unfortunately they can probe the mass (squared) differences between different mass eigenstates but cannot determine absolute neutrino masses. In addition, the mass of electron-type neutrino is bounded as $m_{\nu_e} < 2.0$ eV (95% C.L.) from the current laboratory experiment of tritium beta-decay [1]. However, the most stringent constraint on the sum of neutrino masses comes from cosmological observations. For example, by using the SDSS luminous red galaxies [2], the sum of neutrino masses is constrained as $\sum m_\nu < 0.9$ eV (95% C.L.), though there is still uncertainty in the galaxy bias. On the other hand, Ichikawa et al.[3, 4] showed that similar constraint can be obtained by CMB data alone, which is free from such an uncertainty and the most conservative. The latest WMAP results yield $\sum m_\nu < 1.3$ eV (95% C.L.) for the Λ CDM model [5]. This constraint is shown to be robust over the different cosmological models, even if we abandon the assumption of the spatial flatness of the universe, change the equation of state of dark energy, and include tensor modes [3, 4, 5, 6].

Another assumption in the standard cosmology that is usually taken is the symmetry in the lepton sector. This is closely related to cosmological neutrinos since neutrinos have

all the lepton number of the universe due to its electronic charge neutrality. The standard sphaleron process forces the amount of lepton asymmetry to be the same order as that of baryon asymmetry. However, several ways are proposed to avoid such sphaleron effects [7, 8, 9, 10, 11, 12, 13, 14, 15, 16]. For example, if Q -balls are formed after the Affleck-Dine leptogenesis, the large lepton asymmetry inside Q -balls is protected from sphaleron effects and the unprotected small lepton asymmetry is converted into the small baryon asymmetry [12]. Thus, small baryon asymmetry is naturally compatible with large lepton asymmetry. In addition, observational constraint on lepton asymmetry is much weaker than that of baryon asymmetry. Then, one may wonder how robust the constraint on neutrino masses is in the possible presence of large lepton asymmetry. This is the main topic we would like to pursue in this paper.

The lepton asymmetry which is usually denoted by the degenerate parameter ξ is an interesting quantity to be constrained [17, 18, 19, 20], where ξ is defined as a chemical potential between neutrino and anti-neutrino normalized by the neutrino temperature. Recently, Popa and Vasile have obtained a limit on ξ by using the WMAP 5 year data combined with the other CMB data and the LSS data [20]. However, since there are uncertainties of biasing and non-linearity as regards galaxy clustering data, it would be useful to constrain ξ from WMAP5 alone. We also consider indirect effects of ξ on CMB through the primordial helium abundance Y_p generated during the process of the Big Bang Nucleosynthesis (BBN).

In this analysis, we consider three light neutrinos, based on the result of high energy experiments such as LEP, i.e. $N_\nu = 2.984 \pm 0.008$ [21]. We assume equal neutrino masses between flavors, such as $m_\nu \equiv m_{\nu_e} = m_{\nu_\mu} = m_{\nu_\tau}$, which yields $\sum m_\nu = 3m_\nu$. It is because the accuracy of the present cosmological observation is not yet up to specify their mass differences. Potentially, the degeneracy parameter ξ can take different values for each flavor of neutrinos. In this paper we consider the two cases: one is the case that $\xi_e = \xi_\mu = \xi_\tau$, and the other is that $\xi_\mu = \xi_\tau \equiv \xi_{\mu,\tau} \neq \xi_e$. The first case is motivated by Refs. [22, 23, 24], which show that if a flavor mixing angle of neutrino θ_{13} is large enough, each degeneracy parameter becomes same before BBN, namely $\xi_e = \xi_{\mu,\tau}$. However, as recently stressed by Ref. [25], while this conclusion is basically correct, oscillations take place so late that perfect equilibrium is never achieved and the ratio of imperfectness strongly depends on the magnitude of θ_{13} [25]. It is also pointed out that if a Nambu-Goldstone particle such as majoron on interacts with neutrinos, flavor mixing can be suppressed and leads $\xi_e \neq \xi_{\mu,\tau}$ [26]. Therefore, we also consider the second case $\xi_e \neq \xi_{\mu,\tau}$. The second case is also motivated by the fact that ξ_μ and ξ_τ have the same effects both on the BBN and CMB because we consider the degenerate masses, while ξ_e does not.

This paper is organized as follows. In the next section, we summarize effects of m_ν and ξ_i on BBN and CMB. In Sec. 3, we give the cosmological model that we use in parameter searching of MCMC analysis. In Sec. 4, we present our limits from the observational data based on WMAP5 and explain the correlation between the bound of each parameter. In final section 5, we provide the summary of this paper. Throughout this paper, we set $c = \hbar = 1$.

2. cosmological effects of ξ_i and m_ν

In this section, we review the effects of the neutrino mass m_ν and the degeneracy parameter ξ_i on the predicted helium abundance Y_p in BBN theory and the predicted CMB power spectrum C_l . The degeneracy parameter of i th flavor of neutrino is defined as

$$\xi_i \equiv \frac{\mu_{\nu_i}}{T_\nu}, \quad (2.1)$$

where μ_{ν_i} is the chemical potential.

2.1 Effects on BBN

The observed primordial light-element abundances constrain the conditions during the BBN epoch from the time of weak reaction freeze out ($t \sim 1\text{sec}$, $T \sim 1\text{MeV}$) to the freeze out of nuclear reactions ($t \sim 10^4\text{sec}$, $T \sim 10\text{keV}$). In the standard BBN theory, the abundance of light elements is determined by only one parameter, namely, baryon-to-photon ratio. However, the lepton asymmetry changes the abundance in two ways.

One is that the extra energy density coming from the neutrino degeneracy changes the expansion rate of the universe during the BBN epoch and hence the primordial abundances. Specifically, the Fermi-Dirac distribution functions of neutrinos and anti-neutrinos with neutrino degeneracy are given by

$$f_{\nu_i}(q, \xi_i) = \frac{1}{1 + e^{q - \xi_i}}, \quad f_{\bar{\nu}_i}(q, \xi_i) = \frac{1}{1 + e^{q + \xi_i}}, \quad (2.2)$$

where q is comoving momentum written by proper momentum P and neutrino temperature T_ν as $q \equiv P/T_\nu$, and ξ_i is the degeneracy parameter of i th flavor of neutrino. The energy density for massless degenerate neutrinos is given by

$$\rho_\nu + \rho_{\bar{\nu}} = \sum_i (k_B T_\nu)^4 \int \frac{d^3q}{(2\pi)^3} q (f_{\nu_i}(q, \xi_i) + f_{\bar{\nu}_i}(q, \xi_i)) \equiv \frac{N_{\text{eff}}}{3} (\rho_{\nu_0} + \rho_{\bar{\nu}_0}), \quad (2.3)$$

where ρ_{ν_0} is the energy density for massless non-degenerate neutrinos and N_{eff} is the effective number of relativistic degrees of freedom of neutrinos given by

$$N_{\text{eff}} \equiv \left(1 + \frac{30}{7} \left(\frac{\xi_e}{\pi} \right)^2 + \frac{15}{7} \left(\frac{\xi_e}{\pi} \right)^4 \right) + 2 \left(1 + \frac{30}{7} \left(\frac{\xi_{\mu,\tau}}{\pi} \right)^2 + \frac{15}{7} \left(\frac{\xi_{\mu,\tau}}{\pi} \right)^4 \right). \quad (2.4)$$

In the non-degenerate neutrino case, $N_{\text{eff}} = 3$. Therefore the neutrino degeneracy increases the energy density of neutrino.

The other is that positive ξ_e suppresses $p \rightarrow n$ weak reactions and leads the neutron-to-proton ratio to smaller value both in and out of the chemical equilibrium. Therefore the abundance of helium Y_p decreases monotonically with increasing ξ_e . Note that the dependence on m_ν can be neglected because m_ν is much smaller than the temperature at the BBN epoch and does not affect the reaction rate.

We used the Kawano BBN code [27] to include the two effects described above and to calculate the abundance of light elements correctly. We also updated the nuclear reaction rates [28]. In Fig. 1, the effects of ξ_e and $\xi_{\mu,\tau}$ on the helium abundance Y_p are

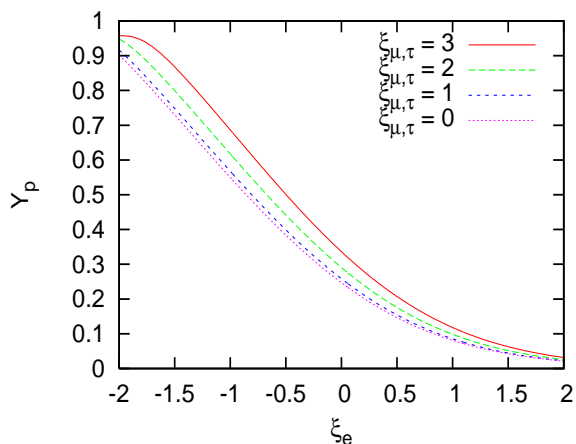


Figure 1: Effects of the degeneracy parameters, ξ_e and $\xi_{\mu,\tau}$, on the helium abundance Y_p . Here we fix the baryon abundance ω_b to the mean value from WMAP5 alone analysis for a power-law flat Λ CDM model [5].

demonstrated. The larger N_{eff} makes the universe expand faster and more neutrons survive before the nucleosynthesis begins. Therefore the helium abundance becomes larger as $\xi_{\mu,\tau}$ increases. On the other hand, Y_p decreases monotonically as ξ_e increases because the chemical potential of electron type neutrinos suppresses the neutron-proton ratio at the onset of BBN as mentioned above.

2.2 Effects on CMB

Cosmological Microwave Background (CMB) photons are the remnants from the Big-Bang in the early universe. They have evolved through the interaction with the matters and the gravitational potentials, and have been released from the last scattering surface at cosmological recombination ($z \sim 1088$) to reach us through the large scale structure of the universe. Therefore CMB contains plenty of information about the energy contents of the universe. In the simplest cosmological model, the universe is assumed to be spatially flat, and neutrinos are massless and not degenerate. The angular power spectrum of the CMB, C_l , can be described by the six cosmological parameters, namely, the energy density of baryon and dark matter, the present Hubble parameter, the amplitude of the primordial curvature perturbation and its spectral index, and the optical depth due to re-ionization. However, if m_ν and ξ_i are finite values, both of them also affect C_l both at the background and the perturbation levels.

In the background evolution, the mass of neutrino m_ν and the neutrino degeneracy ξ_i determine the energy density and pressure of neutrinos. The energy density of massive degenerate neutrinos is described as $\rho_\nu + \rho_{\bar{\nu}} = \sum_i m_\nu (n_{\nu_i}(\xi_i) + n_{\bar{\nu}_i}(\xi_i))$, where n_{ν_i} is the number density of neutrinos. Therefore the energy density parameter of them, which is the normalized energy density by the critical density $\rho_{\text{crit}} = (3H^2)/(8\pi G)$, is given as

$$\Omega_\nu = \frac{m_\nu (\Theta_2(\xi_e) + 2\Theta_2(\xi_{\mu,\tau}))}{k_B T_\nu(0)} \frac{\rho_{\nu_0}(0) + \rho_{\bar{\nu}_0}(0)}{\rho_{\text{crit}}(0)}. \quad (2.5)$$

Here the argument (0) means the value at present and the n th moment is defined as

$$\Theta_n(\xi_i) \equiv \frac{1}{2} \int q^n dq (f_{\nu_i} + f_{\bar{\nu}_i}) / \left(\frac{7\pi^4}{120} \right). \quad (2.6)$$

When we can regard neutrinos as massless degenerate particles, $\rho_\nu + \rho_{\bar{\nu}}$ is expressed by using N_{eff} just like the discussion in the previous subsection.

Meanwhile, in the perturbation evolution, the ξ_i changes on the gravitational source term of the collisionless Boltzmann equation of neutrino. Specifically, its coefficient, df/dq , is modified as

$$\frac{d\ln(f_{\nu_i} + f_{\bar{\nu}_i})}{d\ln q} = - \frac{q}{e^{-q} + \cosh \xi_i} \frac{1 + \cosh \xi_i \cosh q}{\cosh \xi_i + \cosh q}. \quad (2.7)$$

Because we consider the situation that neutrinos have degenerate masses, and because neutrinos are collisionless at the CMB epoch irrelevant to their flavors, there are no difference in the effects on C_l between ξ_e and $\xi_{\mu,\tau}$ contrary to the product Y_p at BBN. For the details of the effects of m_ν and ξ on CMB we refer readers to the references [29, 30]. Here we derived above equations following their notations. This dependence of the perturbation on ξ is absent for the massless degenerate case, because the momentum dependence in distribution function is integrated away into the energy density. In this case, the effect of ξ_e on C_l is identical to that of N_{eff} through Eq. (2.4). Although this momentum dependence should have some distinctive effects on the evolution of perturbations in the massive degenerate case, we see that the dominant effect still comes from the change in N_{eff} for the neutrino masses $\sum m_\nu < 1.5$ eV considered in this paper.

We inserted these two modifications in the Boltzmann Code for Anisotropies in the Microwave Background (CAMB) [31, 32, 33]. Then we checked the consistency between the C_l 's given by [30] and those calculated using our modified code. In Fig. 2, effects of m_ν and ξ on the CMB temperature power spectrum C_l^{TT} are demonstrated.

Now we explain the dependence of the CMB spectrum on ξ_i and m_ν . If the effective number of neutrino, N_{eff} , increases by increasing $|\xi_i|$, the sound horizon at the last scattering becomes smaller and the epoch of radiation-matter equality delays leading the larger decay of the gravitational potential. These effects shift C_l to the higher l and derive the enhancement of the 1st peak. In addition, through the effects of free streaming of these ultra-relativistic neutrinos, the smaller scale gravitational potentials have been damped just prior to the beginning of the acoustic oscillations of the baryon-photon fluid. This causes the smaller temperature fluctuations. These effects on C_l from N_{eff} are discussed in detail in [34].

Next we focus our attention on the dependence on m_ν [3, 35]. In massive non-degenerate case ($\xi_i = 0$), neutrino mass of $O(\text{eV})$ causes overall horizontal shift and suppression around the first peak (when we fix $\omega_b + \omega_c$ and change ω_ν to keep flatness). The horizontal shift comes from the fact that the larger m_ν (more non-relativistic particles at present epoch) implies that the distance to the last scattering surface is shorter and the peaks move to smaller l . However, this shift is mostly canceled by the downward shift in H_0 . Therefore this does not produce a neutrino mass signal. If $m_\nu \gtrsim 0.6$ eV, massive

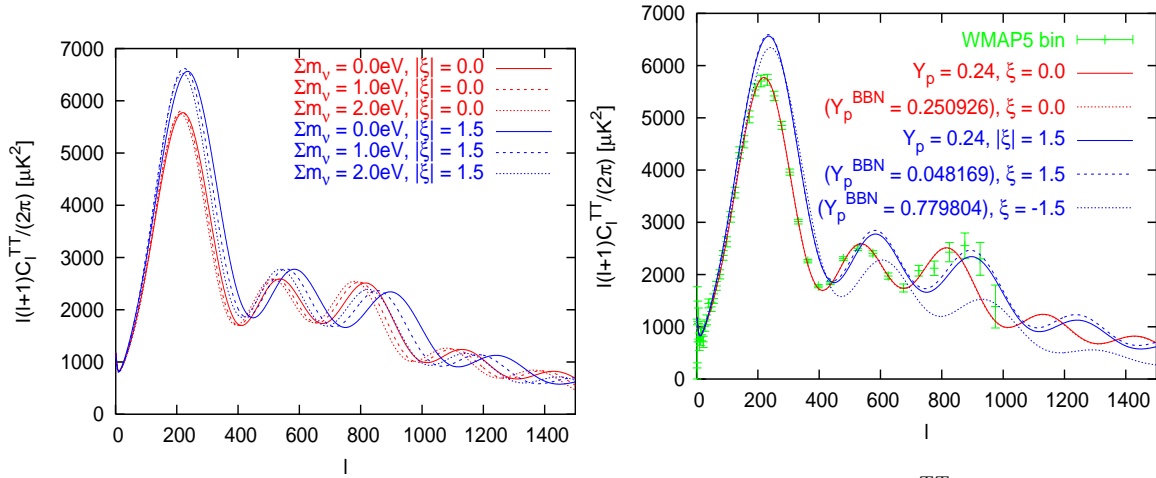


Figure 2: Effects of m_ν and ξ on C_l^{TT} for the $\xi_{\mu,\tau}$ with massless neutrinos. Two dotted lines case $\xi_e = \xi_{\mu,\tau}$ with Y_p fixed as 0.24. Here we fix $\omega_b + \omega_c$ and change ω_ν . Other cosmological parameters are taken as the mean value from WMAP5 alone analysis for a power-law flat Λ CDM model [5] i.e. $\Omega_b + \Omega_c + \Omega_\nu + \Omega_\Lambda = 1$.

Figure 3: Effects of ξ on C_l^{TT} for the case $\xi_e = \xi_{\mu,\tau}$ with massless neutrinos. Solid lines show C_l^{TT} 's affected by Y_p related with ξ at BBN. Solid lines show C_l^{TT} 's affected by Y_p unrelated with ξ . Here we fix $\omega_b + \omega_c$. Other cosmological parameters are taken as the mean value from WMAP5 alone analysis for a power-law flat Λ CDM model [5] i.e. $\Omega_b + \Omega_c + \Omega_\Lambda = 1$.

neutrinos on average become non-relativistic before the epoch of recombination and only in this case, the neutrino mass can significantly imprint a characteristic signal in acoustic peaks (specifically, the matter-radiation equality occurs earlier due to less relativistic degrees of freedom and 1st peak is suppressed by the smaller early-integrated Sachs-Wolfe effect) [3, 35].

In massive degenerate case ($\xi_i \neq 0$), the behavior of C_l can be understood by combining the effects in the massless degenerate case and the massive non-degenerate case. In Fig. 2 we depict the CMB angular power spectrum to illustrate the effects of mass and degeneracy of neutrinos. We see that the m_ν -dependence does not much depend on ξ . As mentioned above, roughly speaking, neutrino mass constraint from (WMAP-level) CMB observation is determined by a critical mass $3m_{\nu,c}$ which is defined by $z_{rec} \simeq z_{nr}$, where z_{nr} denotes the redshift when neutrinos on average become non-relativistic. When there is a finite ξ , the neutrino momentum distribution is modified and so is this critical mass. In this case, the critical mass is obtained by

$$\frac{m_{\nu,c}(\xi)}{m_{\nu,c}(\xi=0)} \simeq \frac{P_\nu(\xi)}{P_\nu(\xi=0)} \simeq F_\nu(\xi), \quad (2.8)$$

where $P_\nu(\xi)$ and $P_\nu(\xi=0)$ are the average momenta of neutrinos in massive degenerate and massive non-degenerate cases, given by $P_\nu \approx \rho_\nu/n_\nu$, and F_ν is given by

$$F_\nu(\xi) \equiv \left(1 + \frac{30}{7} \left(\frac{\xi}{\pi} \right)^2 + \frac{15}{7} \left(\frac{\xi}{\pi} \right)^4 \right) \frac{\Theta_2(\xi=0)}{\Theta_2(\xi)}. \quad (2.9)$$

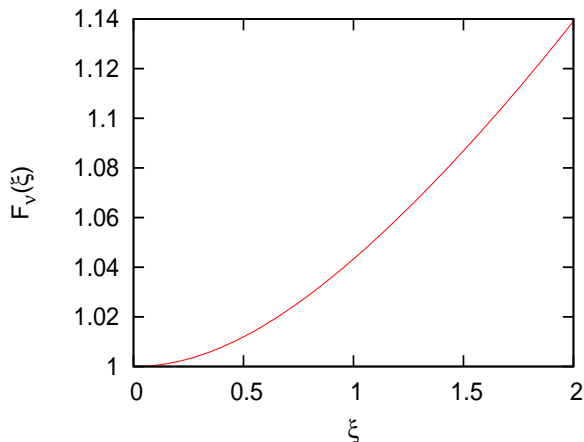


Figure 4: The ratio of the neutrino masses between degenerate and non-degenerate cases for which the neutrinos become non-relativistic at recombination.

Numerically we depict F_ν in Fig. 4. From the figure we found $F_\nu \lesssim 1.14$ for $\xi < 2$. Therefore the critical mass ($3m_{\nu,c}(\xi = 0) = 1.7$ eV for massive non-degenerate case) shifts to, at most, 1.9 eV for massive degenerate case. As it is indicated [3] that m_ν is already limited less than $m_{\nu,c}$, we can expect that the upper bound of $\sum m_\nu$ from CMB is almost invariant even in the lepton asymmetric universe, as will be shown later.

Finally, we briefly explain the dependence of the CMB power spectrum on Y_p . The main effect of Y_p on the CMB power spectrum comes from the diffusion damping at small scales. When Y_p is larger, the number of free electron becomes smaller, because the maximum number of free electron in the fully ionized universe is proportional to $(1 - Y_p/2)$. The number of free electron becomes even smaller at the epoch of hydrogen recombination, since it is easier for electrons to recombine with ^4He than with H and consequently more electrons have been captured into the ^4He nuclei by that epoch. Thus the Compton mean free path becomes larger for larger Y_p , which mean that the diffusion length of photon becomes also larger. Since the photon-baryon tight coupling breaks down at the photon diffusion scales, the fluctuation of photon is exponentially damped due to the diffusive mixing and re-scattering. Hence the CMB power spectrum is damped more for larger values of Y_p . Detailed explanations are found in Refs. [36, 37, 38]. This effect is rather small and not relevant to WMAP5 level observation. However, in our case, since Y_p can take very large or small value with $\xi \sim O(1)$, this may affect constraints. For example, two models with $\xi_e = \xi_{\mu,\tau} = 1.5$ and -1.5 give the same CMB spectra if we fix $Y_p = 0.24$. However, if we consider the effects of ξ at BBN epoch correctly, the two models predict $Y_p = 0.048$ and 0.780 , respectively as shown in Fig. 1. Therefore, the model with negative degeneracy parameter should lead the larger diffusion damping as shown in Fig. 3. The CMB power spectrum can be affected by ξ through such an indirect manner [39].

3. Model and likelihood analysis

In what follows we will put constraints on the neutrino degeneracy parameters ξ_i and

masses m_ν along with the other standard cosmological parameters. For this purpose we implement CAMB and BBN codes modified by us for lepton asymmetric cosmology in the CosmoMC Monte Carlo Markov Chain (MCMC) public package [40]. In our analysis we use observational data set in several combinations; WMAP5 alone, WMAP5 + prior on Hubble parameter ($H_0 = 72 \pm 8$ km/sec/Mpc (68% C.L.)) given by Hubble Space Telescope (HST) [41], and WMAP5 + ^4He and D/H abundances (BBN). Throughout our analysis we assume that the universe is spatially flat and neutrinos are degenerate in mass. We explore the likelihood in 10 dimensional parameter space, i.e.,

$$\vec{p} = (\omega_b, \omega_{dm}, A_s, n_s, \theta_s, \tau, A_{SZ}, \xi_e, \xi_{\mu,\tau}, \omega_\nu). \quad (3.1)$$

Here ω_b , ω_{dm} and ω_ν are the energy densities of baryon, dark matter, and massive neutrino, respectively, A_s and n_s are the amplitude and the spectral index of the primordial density perturbation power spectrum at the pivot scale $k_* = 0.002$ Mpc $^{-1}$, θ_s is the acoustic peak scale, τ is the optical depth of reionization, and A_{SZ} is the amplitude parameter of thermal Sunyaev-Zel'dovich (SZ) effect [42]. Note that ω_ν is included in ω_{dm} so that $\omega_{dm} \equiv \omega_c + \omega_\nu$, where ω_c is the energy density of cold dark matter. To calculate C_l in the parameter estimation, we estimated H_0 from θ_s by using the fitting formula in Λ CDM for the redshift of recombination z_{rec} . This is the default method in CosmoMC. In the degenerate case, we should consider the effect of ξ on this fitting formula. However, as we found that the shift of z_{rec} for $\xi = 2$ is less than 0.1% from the result of the fitting formula in Λ CDM for $\xi = 0$, we used it safely even in the degenerate case. As for the helium abundance Y_p used in CMB calculations, we consider two situations: one is that we (approximately) fix $Y_p = 0.24$ regardless of the cosmological parameters, and the other is that Y_p is derived at each time of MCMC step from the other cosmological parameters using the modified BBN code. Hereafter we denote for the latter case the helium abundance as Y_p^{BBN} , i.e.,

$$Y_p = Y_p^{\text{BBN}}(\omega_b, \xi_e, \xi_{\mu,\tau}) . \quad (3.2)$$

Note that for the former case we vary the degeneracy parameter ξ freely in the MCMC analysis even if the helium abundance is kept fixed as $Y_p = 0.24$.

In the usual CMB constraints the helium abundance is often fixed to the standard value, say $Y_p = 0.24$. This condition is justified by the fact that current CMB measurements have already put a tight constraint on ω_b , and for this constrained range of ω_b the CMB spectrum does not change very much even if we allow the helium abundance to vary according to the standard BBN prediction.

However, in the lepton asymmetric universe considered in this paper, the value of Y_p can deviate significantly from $Y_p = 0.24$ depending on ξ as discussed above. In this sense, any analysis of CMB constraint on ξ with fixed Y_p is inconsistent unless ξ is constrained tightly. In our CMB power spectrum calculation as is used in later analysis, Y_p is set by the BBN theoretical calculation as a function of ω_b , ξ_e and $\xi_{\mu,\tau}$. We also investigate constraints in the lepton asymmetric models with fixed Y_p for comparison.

4. Results and comparisons

In this section, we describe our results and give their interpretations. For a test calculation we first ran CosmoMC to constrain neutrino masses from WMAP5 alone with $\xi = 0$. We obtained consistent but slightly tighter result, $\sum m_\nu < 1.2$ eV (95%CL), while WMAP team obtained 1.3 eV [6]. This difference would be attributed to differences in the treatment of cosmological parameters as well as their priors [43] [44]. In general, posterior distributions depend on prior distributions in Bayesian estimation [40].

Next, we ran a MCMC with all of the parameters to be fixed other than $\xi_{\mu,\tau}$ and confirmed that the 1D posterior distributions of $\xi_{\mu,\tau}$ are symmetric about $\xi = 0$. Using this fact we restricted the prior range of $\xi_{\mu,\tau}$ only to positive values, i.e., we actually estimate $|\xi_{\mu,\tau}|$ from MCMC analysis.

We perform MCMC analyses for three combinations of observational data sets described below. In all analyses, we neglect effects of CMB lensing because they slightly change C_l but do not change the posterior distributions very much.

4.1 Constraints from WMAP5 alone

We first present the result of constraints on cosmological parameters from WMAP5 alone in TABLE 1. In that table, we focus on 5 parameters, $\xi_i, m_\nu, H_0, Y_p, \omega_{dm}$. For cosmological models we consider the following four cases and give the results separately. We present the mean values and 68% and 95% confidence regions for the case $\xi_e = \xi_{\mu,\tau}$ in the left panel of TABLE 1, and for the case $\xi_e \neq \xi_{\mu,\tau}$ in the right panel. For each panel we separate the results for cases whether we use BBN code to calculate Y_p or we approximately fixed Y_p value to 0.24. The results for the massless neutrino cases are given in the appendix.

As is found in TABLE 1, the constraints on ξ from CMB are highly dependent on whether one fixes helium abundance or derives it from BBN theory. First, let us consider the case with fixed helium abundance. In this case, the constraints on ξ from CMB becomes symmetric about $\xi_i = 0$, because positive and negative ξ give identical effects on the CMB spectrum through Eqs. (2.4) (2.5), and (2.7). In reality, however, the positive and negative ξ give different effects on the CMB spectrum through the helium abundance. In CMB theory, helium abundance is related to the number density of free electrons, and hence the Silk damping scale depends on it. So the CMB can put constraint on Y_p , and therefore ξ is further constrained through this effect if one derives helium abundance from BBN theory for the CMB calculations. From the fact that the current upper limit on helium abundance from CMB is found to be $Y_p < 0.44$ and there is no lower bound [38], negative ξ_e is disfavored, because negative ξ_e leads to large Y_p as is discussed in 2.1. As for the other cosmological parameters, such as ω_b and n_s , are tightly constrained for all cases and the constraints do not change between different models considered here, because the dependence of C_l on these parameters does not degenerate with that on ξ_i and Y_p .

One may find it inconsistent that the constraints on ξ_e and $\xi_{\mu,\tau}$ with fixed $Y_p = 0.24$ are different because in this case ξ_e and $\xi_{\mu,\tau}$ play the same role in the CMB. However, in fact, the bound of $\xi_{\mu,\tau}$ should be tighter than that of ξ_e because we implicitly assume the condition $\xi_\mu = \xi_\tau$ in this analysis. We analytically estimated this difference as $|\xi_e/\xi_{\mu,\tau}| \sim 1.3$,

parameter	$\xi \equiv \xi_e = \xi_{\mu,\tau}$		$\xi_e \neq \xi_{\mu,\tau}$	
	$Y_p = 0.24$	$Y_p = Y_p^{\text{BBN}}$	$Y_p = 0.24$	$Y_p = Y_p^{\text{BBN}}$
$100\omega_b$	2.205 ± 0.070	$2.206^{+0.072}_{-0.074}$	$2.200^{+0.069}_{-0.070}$	2.199 ± 0.075
ω_{dm}	$0.1823^{+0.015}_{-0.043}$	$0.1799^{+0.0079}_{-0.0501}$	$0.2111^{+0.0202}_{-0.0477}$	$0.2158^{+0.0208}_{-0.0575}$
ξ_e	< 2.41	$1.20^{+0.50+1.39}_{-0.40-1.61}$	< 3.47	$1.65^{+0.63+2.00}_{-0.68-1.84}$
$ \xi_{\mu,\tau} $	-	-	< 2.70	< 2.81
$\sum m_\nu$ (eV)	< 1.2	< 1.3	< 1.2	< 1.3
Y_p	-	< 0.36	-	< 0.32

Table 1: Mean values and 68% C.L. errors of the cosmological parameters obtained from the analysis of WMAP5 alone in the lepton asymmetric universe with massive neutrinos. For the constraints on ξ , 95% C.L. errors are also shown, and the upper bounds on ξ , $\sum m_\nu$, and Y_p are at 95% C.L. The left side of the table is in the case of $\xi_e = \xi_{\mu,\tau}$. The right side is in the case $\xi_e \neq \xi_{\mu,\tau}$. Two parameters at the bottom are the derived parameters from the MCMC sampling.

which can be derived as follows. If we varied each of the degeneracy parameter freely, the distributions for ξ_e , ξ_μ and ξ_τ should have been identical in the case where helium abundance is kept fixed and the masses are degenerated. The effects of ξ in this case mainly come through an increase of neutrino energy density, i.e., Eq. (2.4). Therefore, once the constraints on ξ_e can be obtained in the form as

$$\frac{30}{7} \left(\frac{\xi_e}{\pi} \right)^2 + \frac{15}{7} \left(\frac{\xi_e}{\pi} \right)^4 < \alpha, \quad (4.1)$$

with some value of α , then, the constraints on $\xi_{\mu,\tau}$ should read

$$2 \left[\frac{30}{7} \left(\frac{\xi_{\mu,\tau}}{\pi} \right)^2 + \frac{15}{7} \left(\frac{\xi_{\mu,\tau}}{\pi} \right)^4 \right] < \alpha. \quad (4.2)$$

We found that this estimate is in good agreement with our MCMC constraints. The result of the constraints from WMAP5 alone is depicted on H_0 - $\sum m_\nu$ plane in Fig. 5. In that figure, the points are drawn such that the density of the points is proportional to the number of the MCMC samples (i.e., probability distributions), and colors represent the value of ξ . One can see from this figure a well-known H_0 - $\sum m_\nu$ degeneracy with fixed ξ values. We find that the upper bound of $\sum m_\nu$ is not changed significantly because this upper bound is lower than the critical mass $3m_{\nu,c}$. It is interesting to note that the massive neutrino cosmology with $\sum m_\nu \approx 1\text{eV}$ is compatible with the Hubble parameter $H_0 \approx 72$ km/sec/Mpc if one allows $\xi \approx 1$ lepton asymmetry, as will be discussed in the next subsection.

From WMAP5 alone, the upper bounds of ξ_i are actually determined by the flat prior on the H_0 which is taken as $H_0 < 100$ km/sec/Mpc. Therefore, analysis which takes into account external prior on H_0 should be performed. In the next subsection, we apply a prior of H_0 from HST.

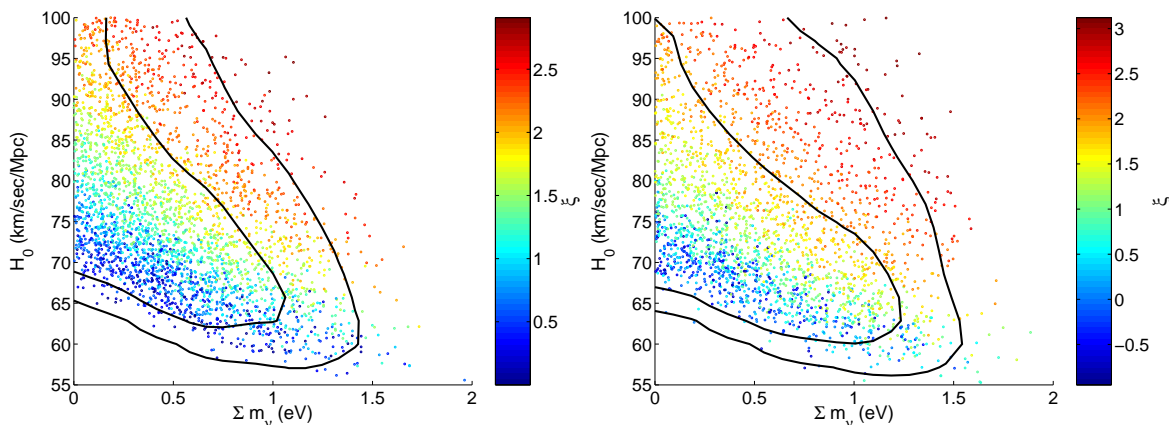


Figure 5: The constraints in the 3D region of $\sum m_\nu$, H_0 and ξ from WMAP5 alone in the case of $\xi_e = \xi_{\mu,\tau}$ with $Y_p = 0.24$ (the left figure) or $Y_p = Y_p^{\text{BBN}}$ (the right one). The density of the points, whose colors are coded according to the value of ξ , represent the probability distribution from MCMC samples. The contours are the 68% and 95% confidence regions.

4.2 Constraints from WMAP5 + HST

In this subsection, we present the constraints from WMAP5 + HST, with the helium abundance being set to Y_p^{BBN} (see Eq. (3.2)). Here the prior from HST is $H_0 = 72 \pm 8$ km/sec/Mpc (68% C.L.) [41]. These results are presented in TABLE 2.

In TABLE 2, we found that all the parameters except for $\sum m_\nu$ and Y_p are limited more tightly than those limited from WMAP5 alone. This is due to breaking the $H_0 - \xi$ degeneracy.

In the standard non-degenerate case, by adding HST prior the upper bound of $\sum m_\nu$ becomes tighter than that from WMAP5 alone, and we found $\sum m_\nu < 1.0$ eV. This is because the prior of HST breaks effectively the well-known $\sum m_\nu - H_0$ degeneracy. Interestingly, however, we found that the upper bounds of $\sum m_\nu$ from WMAP5 + HST do not change very much compared with the upper bounds from WMAP5 alone if the lepton asymmetry is allowed. In the degenerate case, higher neutrino masses are compatible with the Hubble parameter around $H_0 \approx 72$ km/sec/Mpc with non-zero ξ , as depicted in Fig. ???. This is because the shift of the peak to the lower l due to larger m_ν can be compensated by the shift due to larger ξ , with the Hubble parameter fixed. Therefore, HST prior does not improve the limits on neutrino masses in the lepton asymmetric universe.

4.3 Constraints from WMAP5 + BBN

Finally, we present the constraints from WMAP5 combined with observations of light element abundances of Y_p and D/H. We use only $Y_p = 0.250 \pm 0.004$ [45] in the case $\xi_e = \xi_{\mu,\tau}$. In the case $\xi_e \neq \xi_{\mu,\tau}$, there is a parameter degeneracy between ξ_e and $\xi_{\mu,\tau}$ for the constraint from the helium abundance alone. Therefore, we further use the deuterium abundance constraint as $D/H = (2.82 \pm 0.27) \times 10^{-5}$ [46] in this case to break the degeneracy. The results are listed in TABLE. 3, and our constraints on the sum of neutrino masses are 1.2 eV and 1.1 eV respectively for the cases $\xi_e = \xi_{\mu,\tau}$ and $\xi_e \neq \xi_{\mu,\tau}$. They do not depend

parameter	$\xi \equiv \xi_e = \xi_{\mu,\tau}$	$\xi_e \neq \xi_{\mu,\tau}$
$100\omega_b$	$2.202^{+0.069}_{-0.072}$	$2.193^{+0.072}_{-0.073}$
ω_{dm}	$0.1621^{+0.0045}_{-0.0384}$	$0.1947^{+0.0132}_{-0.0451}$
ξ_e	$0.96^{+0.50+1.35}_{-0.40-1.52}$	$1.48^{+0.55+1.92}_{-0.64-1.68}$
$ \xi_{\mu,\tau} $	-	< 2.50
$\sum m_\nu$ (eV)	< 1.3	< 1.4
Y_p	< 0.41	< 0.32
H_0 (km/sec/Mpc)	$71.8^{+2.2}_{-3.0}$	$74.0^{+2.8}_{-3.4}$

Table 2: Mean values and 68% C.L. errors of the cosmological parameters obtained from the analysis of WMAP5 + HST in the lepton asymmetric universe with massive neutrinos. For the constraints on ξ , 95% C.L. errors are also shown, and the upper bounds on ξ , $\sum m_\nu$, and Y_p are at 95% C.L. The left side of the table is in the case of $\xi_e = \xi_{\mu,\tau}$. The right side is in the case of $\xi_e \neq \xi_{\mu,\tau}$. Here we use the relation $Y_p = Y_p^{\text{BBN}}$ in the calculation of the CMB power spectra. Three parameters at the bottom are the derived parameters from the MCMC sampling.

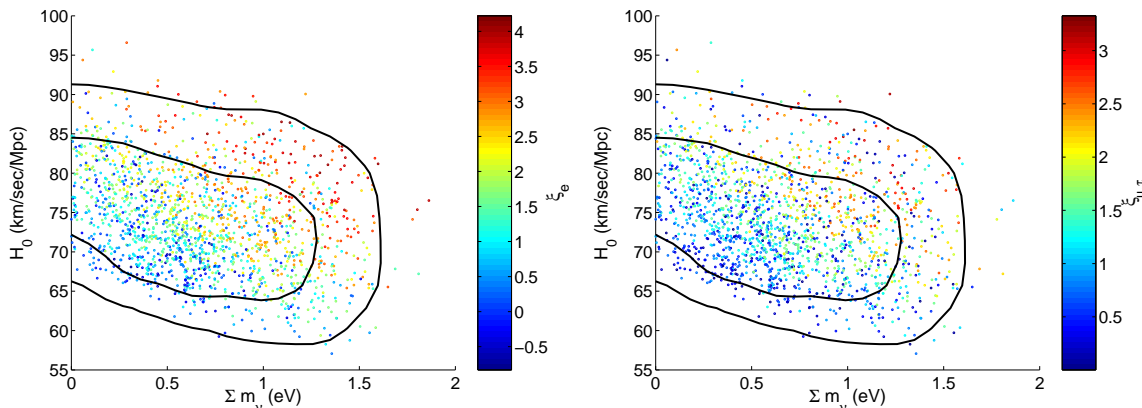


Figure 6: The constraint in the 3D region of $\sum m_\nu$, H_0 and ξ_e (the left figure) or $\xi_{\mu,\tau}$ (the right one) from WMAP5 + HST in the massive $\xi_e \neq \xi_{\mu,\tau}$ case with $Y_p = Y_p^{\text{BBN}}$. The points and contours are depicted in the same way as Fig. 5.

on the assumption of $\xi_e = \xi_{\mu,\tau}$ and $\xi_e \neq \xi_{\mu,\tau}$. Again, we have found that neutrino mass constraints do not change much depending on the assumptions on ξ .

As for the constraints on the degeneracy parameters, we obtain $\xi = -0.013^{+0.016}_{-0.017}$ in the case $\xi_e = \xi_{\mu,\tau}$, and $\xi_e = 0.034^{+0.017}_{-0.025}$ and $|\xi_{\mu,\tau}| < 1.60$ in the case $\xi_e \neq \xi_{\mu,\tau}$ from WMAP5 + BBN. In relation to them, we also performed a conventional analysis. Namely, we searched three-dimensional parameter space of ω_b , ξ_e and $\xi_{\mu,\tau}$ by BBN calculation. Here, we take the baryon density of $\omega_b = 0.0225 \pm 0.0006$ obtained from WMAP5 data in flat Λ CDM model. The constraints, $\xi = -0.013^{+0.016}_{-0.017}$ in the case $\xi_e = \xi_{\mu,\tau}$, and $\xi_e = 0.002^{+0.056}_{-0.024}$ and $|\xi_{\mu,\tau}| < 1.61$ in the case $\xi_e \neq \xi_{\mu,\tau}$ are consistent with the cases above confirming the validity of the conventional procedure.

parameter	$\xi \equiv \xi_e = \xi_{\mu,\tau}$	$\xi_e \neq \xi_{\mu,\tau}$
$100\omega_b$	2.215 ± 0.066	2.221 ± 0.061
ω_{dm}	$0.1147^{+0.0079}_{-0.0078}$	$0.1311^{+0.0056}_{-0.0096}$
ξ_e	$-0.013^{+0.016}_{-0.017} \pm 0.033$	$0.034^{+0.017+0.075}_{-0.025-0.058}$
$ \xi_{\mu,\tau} $	-	< 1.60
$\sum m_\nu$ (eV)	< 1.2	< 1.1
Y_p	0.250 ± 0.004	0.250 ± 0.004
H_0 (km/sec/Mpc)	$66.4^{+4.4}_{-4.6}$	$70.0^{+2.7}_{-3.1}$

Table 3: Mean values and 68% C.L. errors of the cosmological parameters obtained from the analysis of WMAP5 + BBN in the lepton asymmetric universe with massive neutrinos. For the constraints on ξ , 95% C.L. errors are also shown, and the upper bounds on ξ and $\sum m_\nu$ are at 95% C.L.. The left side of the table is in the case of $\xi_e = \xi_{\mu,\tau}$. The right side is in the case of $\xi_e \neq \xi_{\mu,\tau}$. Here we use the relation $Y_p = Y_p^{\text{BBN}}$ in the calculation of the CMB power spectra. Three parameters at the bottom are the derived parameters from the MCMC sampling.

5. Summary

In this paper, we have discussed the effects of neutrino masses and neutrino degeneracies on CMB and BBN, and investigated how the latest observations put constraints on these properties simultaneously. In particular, we have examined how robust the constraint on neutrino masses is in the lepton asymmetric universe. Our constraints on the neutrino masses are $m_\nu < 1.3$ eV at 95% C.L. from WMAP alone. The constraint does not change very much even if we put the HST prior in the lepton asymmetric universe, as explained in Sec. 4.2. We investigate the two types of lepton asymmetry, i.e. the cases with $\xi_e = \xi_{\mu,\tau}$ and $\xi_e \neq \xi_{\mu,\tau}$, and found that the constraints are almost the same for both cases. We also have taken into account the measurements of light element abundances, and found that changes in constraints are very small. These results are summarized in the left panel of Fig. 7.

As for constraints on the degeneracy parameters, we have obtained at 95% C.L. $-0.41 < \xi_e < 2.59$ for $\xi_e = \xi_{\mu,\tau}$. In the case of $\xi_e \neq \xi_{\mu,\tau}$, the constraints are $-0.19 < \xi_e < 3.65$ and $|\xi_{\mu,\tau}| < 2.81$ from WMAP5 alone. We point out that they are limits obtained by imposing the BBN relation for Y_p and this helps to place tight lower bound on ξ_e . A part of these results are shown in the right panel of Fig. 7. There, we can notice that the posteriors are skewed. In addition, the right panel indicates that ξ_e 's prefer the positive value, however, they are still consistent with $\xi_e = 0$. Although these constraints are much weaker than those obtained from Y_p measurements in HII regions and direct use of BBN theory, this would be more useful in future CMB measurements such as Planck [39, 20] to constrain ξ_e .

Acknowledgments

This work is supported in part by the Grant-in-Aid for Scientific Research from the Min-

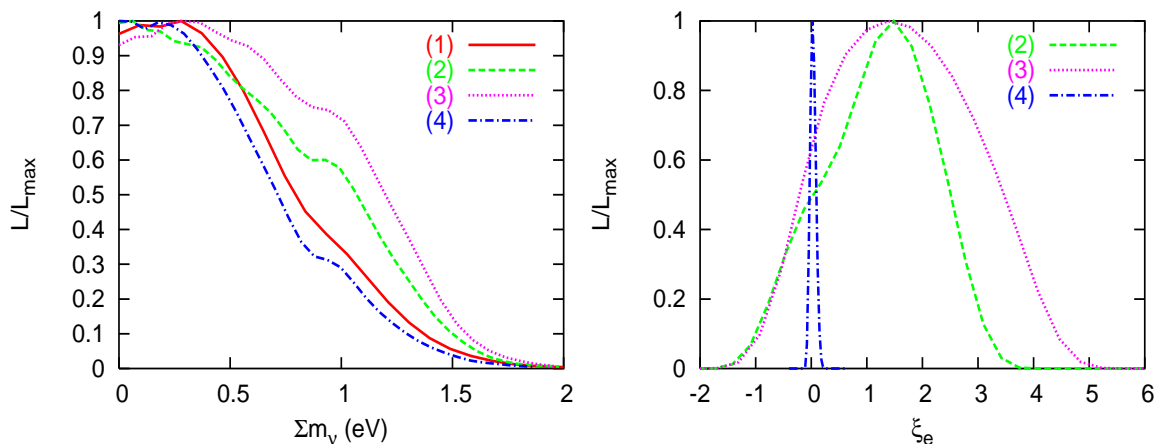


Figure 7: One dimensional posterior distributions of $\sum m_\nu$ (the left panel) and ξ_e (the right one) in the specific 4 cases. Case (1): the WMAP5 alone constraint with $Y_p = 0.24$ and no lepton asymmetry (red solid line), Case (2): the WMAP5 alone constraint with $Y_p = Y_p^{\text{BBN}}$ and $\xi_e = \xi_{\mu,\tau}$ (green dashed line), Case (3): WMAP5 alone constraint with $Y_p = Y_p^{\text{BBN}}$ and $\xi_e \neq \xi_{\mu,\tau}$ (magenta dotted line), Case (4): the WMAP5+BBN constraint with $Y_p = Y_p^{\text{BBN}}$ and $\xi_e \neq \xi_{\mu,\tau}$ (blue dot-dashed line).

istry of Education, Science, Sports, and Culture of Japan No.21740177 (K. Ichiki) and No. 21740187 (M.Y.). This work is supported in part by the Grant-in-Aid for Scientific Research on Priority Areas No. 467 "Probing the Dark Energy through an Extremely Wide and Deep Survey with Subaru Telescope" and by the Grant-in-Aid for Nagoya University Global COE Program, "Quest for Fundamental Principles in the Universe: from Particles to the Solar System and the Cosmos", from the Ministry of Education, Culture, Sports, Science and Technology of Japan.

A. Constraints for the massless degenerate case

In this Appendix, we present the result of constraints on cosmological parameters for massless degenerate case with Y_p 's relation as $Y_p = Y_p^{\text{BBN}}$. In TABLE 4 and 5, we show all the results. In this case, basically, the bounds are determined by the similar effects as we discussed in the massive case. Here we stress the point simplified by dealing with neutrinos as massless particles is that H_0 is completely determined by the degeneracy effect of $H_0 - N_{\text{eff}}$ reported in [34] once ξ 's is limited by the effect of Y_p .

References

[1] E. W. Otten and C. Weinheimer, *Neutrino mass limit from tritium β decay*, *Reports on Progress in Physics* **71** (Aug., 2008) 086201–+.

[2] M. Tegmark, D. J. Eisenstein, M. A. Strauss, D. H. Weinberg, M. R. Blanton, J. A. Frieman, M. Fukugita, J. E. Gunn, A. J. S. Hamilton, G. R. Knapp, R. C. Nichol, J. P. Ostriker, N. Padmanabhan, W. J. Percival, D. J. Schlegel, D. P. Schneider, R. Scoccimarro, U. Seljak, H.-J. Seo, M. Swanson, A. S. Szalay, M. S. Vogeley, J. Yoo, I. Zehavi, K. Abazajian, S. F.

parameter	WMAP5 alone	WMAP5 + HST	WMAP5 + BBN
$100\omega_b$	2.258 ± 0.063	$2.251^{+0.063}_{-0.062}$	$2.250^{+0.063}_{-0.062}$
ω_{dm}	$0.1421^{+0.0079}_{-0.0254}$	$0.1220^{+0.0031}_{-0.0106}$	0.1080 ± 0.0062
ξ	$0.91^{+0.54+1.21}_{-0.41-1.50}$	$0.42^{+0.39+1.05}_{-0.36-1.13}$	$-0.013 \pm 0.017^{+0.034}_{-0.032}$
N_{eff}	< 10.2	< 6.18	< 3.002
Y_p	< 0.42	< 0.45	0.250 ± 0.004
H_0 (km/sec/Mpc)	-	$75.3^{+1.3}_{-2.6}$	71.9 ± 2.7

Table 4: Mean values and 68% C.L. errors of the cosmological parameters obtained from the analysis of WMAP5 alone, WMAP5 + HST, and WMAP5 + BBN in the lepton asymmetric universe with massless neutrinos. For the constraints on ξ , 95% C.L. errors are also shown, and the upper bounds on N_{eff} , and Y_p are at 95% C.L. Here we consider the case $\xi_e = \xi_{\mu,\tau}$ and use the relation $Y_p = Y_p^{\text{BBN}}$. Three parameters at the bottom are the derived parameters from the MCMC sampling.

parameter	WMAP5 alone	WMAP5 + HST	WMAP5 + BBN
$100\omega_b$	$2.257^{+0.062}_{-0.063}$	$2.249^{+0.062}_{-0.061}$	2.253 ± 0.059
ω_{dm}	$0.1614^{+0.0133}_{-0.0256}$	$0.1343^{+0.0063}_{-0.0139}$	$0.1256^{+0.0059}_{-0.0097}$
ξ_e	$1.22^{+0.58+1.74}_{-0.64-1.61}$	$0.74^{+0.43+1.46}_{-0.52-1.26}$	$0.040^{+0.047+0.093}_{-0.045-0.070}$
$ \xi_{\mu,\tau} $	< 2.35	< 1.78	< 1.67
N_{eff}	< 10.7	< 7.13	< 5.78
Y_p	< 0.38	< 0.41	0.250 ± 0.004
H_0 (km/sec/Mpc)	-	$77.8^{+2.1}_{-2.9}$	$76.4^{+1.9}_{-2.7}$

Table 5: The same as TABLE 4, but for the case with $\xi_e \neq \xi_{\mu,\tau}$.

Anderson, J. Annis, N. A. Bahcall, B. Bassett, A. Berlind, J. Brinkmann, T. Budavari, F. Castander, A. Connolly, I. Csabai, M. Doi, D. P. Finkbeiner, B. Gillespie, K. Glazebrook, G. S. Hennessy, D. W. Hogg, Ž. Ivezić, B. Jain, D. Johnston, S. Kent, D. Q. Lamb, B. C. Lee, H. Lin, J. Loveday, R. H. Lupton, J. A. Munn, K. Pan, C. Park, J. Peoples, J. R. Pier, A. Pope, M. Richmond, C. Rockosi, R. Scranton, R. K. Sheth, A. Stebbins, C. Stoughton, I. Szapudi, D. L. Tucker, D. E. V. Berk, B. Yanny, and D. G. York, *Cosmological constraints from the SDSS luminous red galaxies*, *Phys. Rev. D* **74** (Dec., 2006) 123507+, [[arXiv:astro-ph/0608632](#)].

- [3] K. Ichikawa, M. Fukugita, and M. Kawasaki, *Constraining neutrino masses by CMB experiments alone*, *Phys. Rev. D* **71** (Feb., 2005) 043001+, [[arXiv:astro-ph/0409768](#)].
- [4] M. Fukugita, K. Ichikawa, M. Kawasaki, and O. Lahav, *Limit on the neutrino mass from the WMAP three-year data*, *Phys. Rev. D* **74** (July, 2006) 027302+, [[arXiv:astro-ph/0605362](#)].
- [5] E. Komatsu, J. Dunkley, M. R. Nolta, C. L. Bennett, B. Gold, G. Hinshaw, N. Jarosik, D. Larson, M. Limon, L. Page, D. N. Spergel, M. Halpern, R. S. Hill, A. Kogut, S. S. Meyer, G. S. Tucker, J. L. Weiland, E. Wollack, and E. L. Wright, *Five-Year Wilkinson Microwave Anisotropy Probe Observations: Cosmological Interpretation*, *ApJS* **180** (Feb., 2009) 330–376, [[arXiv:0803.0547](#)].

- [6] J. Dunkley, E. Komatsu, M. R. Nolta, D. N. Spergel, D. Larson, G. Hinshaw, L. Page, C. L. Bennett, B. Gold, N. Jarosik, J. L. Weiland, M. Halpern, R. S. Hill, A. Kogut, M. Limon, S. S. Meyer, G. S. Tucker, E. Wollack, and E. L. Wright, *Five-Year Wilkinson Microwave Anisotropy Probe Observations: Likelihoods and Parameters from the WMAP Data*, *ApJS* **180** (Feb., 2009) 306–329, [arXiv:0803.0586].
- [7] K. Enqvist, K. Kainulainen, and J. Maalampi, *Refraction and oscillations of neutrinos in the early universe.*, *Nuclear Physics B* **349** (Feb., 1991) 754–790.
- [8] R. Foot, M. J. Thomson, and R. R. Volkas, *Large neutrino asymmetries from neutrino oscillations*, *Phys. Rev. D* **53** (May, 1996) 5349–+, [arXiv:hep-ph/9509327].
- [9] X. Shi, *Chaotic amplification of neutrino chemical potentials by neutrino oscillations in big bang nucleosynthesis*, *Phys. Rev. D* **54** (Aug., 1996) 2753–2760, [arXiv:astro-ph/9602135].
- [10] A. Casas, W. Y. Cheng, and G. Gelmini, *Generation of large lepton asymmetries*, *Nuclear Physics B* **538** (Jan., 1999) 297–308, [arXiv:hep-ph/9709289].
- [11] J. McDonald, *Naturally Large Cosmological Neutrino Asymmetries in the Minimal Supersymmetric Standard Model*, *Physical Review Letters* **84** (May, 2000) 4798–4801, [arXiv:hep-ph/9908300].
- [12] M. Kawasaki, F. Takahashi, and M. Yamaguchi, *Large lepton asymmetry from Q-balls*, *Phys. Rev. D* **66** (Aug., 2002) 043516–+, [arXiv:hep-ph/0205101].
- [13] M. Yamaguchi, *Generation of cosmological large lepton asymmetry from a rolling scalar field*, *Phys. Rev. D* **68** (Sept., 2003) 063507–+, [arXiv:hep-ph/0211163].
- [14] T. Chiba, F. Takahashi, and M. Yamaguchi, *Baryogenesis in a Flat Direction with Neither Baryon nor Lepton Charge*, *Physical Review Letters* **92** (Jan., 2004) 011301–+, [arXiv:hep-ph/0304102].
- [15] F. Takahashi and M. Yamaguchi, *Spontaneous baryogenesis in flat directions*, *Phys. Rev. D* **69** (Apr., 2004) 083506–+, [arXiv:hep-ph/0308173].
- [16] M. Laine and M. Shaposhnikov, *Sterile neutrino dark matter as a consequence of ν MSM-induced lepton asymmetry*, *Journal of Cosmology and Astro-Particle Physics* **6** (June, 2008) 31–+, [arXiv:0804.4543].
- [17] A. D. Dolgov, *Neutrinos in cosmology*, *Phys. Rep.* **370** (Nov., 2002) 333–535, [arXiv:hep-ph/0202122].
- [18] P. D. Serpico and G. G. Raffelt, *Lepton asymmetry and primordial nucleosynthesis in the era of precision cosmology*, *Phys. Rev. D* **71** (June, 2005) 127301–+, [arXiv:astro-ph/0506162].
- [19] V. Simha and G. Steigman, *Constraining the universal lepton asymmetry*, *Journal of Cosmology and Astro-Particle Physics* **8** (Aug., 2008) 11–+, [arXiv:0806.0179].
- [20] L. A. Popa and A. Vasilie, *WMAP five-year constraints on lepton asymmetry and radiation energy density: implications for Planck*, *Journal of Cosmology and Astro-Particle Physics* **6** (June, 2008) 28–+, [arXiv:0804.2971].
- [21] J. Dress, ed., *The LEP Collaborations and the LEP Electroweak Working Group @ the XX International Symposium on Lepton and Photon Interactions at High Energy, Rome, Italy, 7, 2001.*

- [22] A. D. Dolgov, S. H. Hansen, S. Pastor, S. T. Petcov, G. G. Raffelt, and D. V. Semikoz, *Cosmological bounds on neutrino degeneracy improved by flavor oscillations*, *Nuclear Physics B* **632** (June, 2002) 363–382, [[arXiv:hep-ph/0201287](#)].
- [23] Y. Y. Wong, *Analytical treatment of neutrino asymmetry equilibration from flavor oscillations in the early universe*, *Phys. Rev. D* **66** (July, 2002) 025015–+, [[arXiv:hep-ph/0203180](#)].
- [24] K. N. Abazajian, J. F. Beacom, and N. F. Bell, *Stringent constraints on cosmological neutrino-antineutrino asymmetries from synchronized flavor transformation*, *Phys. Rev. D* **66** (July, 2002) 013008–+, [[arXiv:astro-ph/0203442](#)].
- [25] S. Pastor, T. Pinto, and G. Raffelt, *Relic density of neutrinos with primordial asymmetries*, *ArXiv e-prints* (Aug., 2008) [[arXiv:0808.3137](#)].
- [26] A. D. Dolgov and F. Takahashi, *Do neutrino flavor oscillations forbid large lepton asymmetry of the universe?*, *Nuclear Physics B* **688** (June, 2004) 189–213, [[arXiv:hep-ph/0402066](#)].
- [27] L. Kawano, *Let's go: Early universe 2. Primordial nucleosynthesis the computer way*, *NASA STI/Recon Technical Report N* **92** (Jan., 1992) 25163–+.
- [28] C. Angulo, M. Arnould, M. Rayet, P. Descouvemont, D. Baye, C. Leclercq-Willain, A. Coc, S. Barhoumi, P. Aguer, C. Rolfs, R. Kunz, J. W. Hammer, A. Mayer, T. Paradellis, S. Kossionides, C. Chronidou, K. Spyrou, S. Degl'Innocenti, G. Fiorentini, B. Ricci, S. Zavatarelli, C. Providencia, H. Wolters, J. Soares, C. Grama, J. Rahighi, A. Shotter, and M. Lamahi Rachti, *A compilation of charged-particle induced thermonuclear reaction rates.*, *Nuclear Physics A* **656** (Aug., 1999) 3–183.
- [29] K. Ichiki, M. Yamaguchi, and J. Yokoyama, *Lepton asymmetry in the primordial gravitational wave spectrum*, *Phys. Rev. D* **75** (Apr., 2007) 084017–+, [[arXiv:hep-ph/0611121](#)].
- [30] J. Lesgourgues and S. Pastor, *Cosmological implications of a relic neutrino asymmetry*, *Phys. Rev. D* **60** (Nov., 1999) 103521–+, [[arXiv:hep-ph/9904411](#)].
- [31] A. Cooray, W. Hu, and M. Tegmark, *Large-Scale Sunyaev-Zeldovich Effect: Measuring Statistical Properties with Multifrequency Maps*, *ApJ* **540** (Sept., 2000) 1–13, [[arXiv:astro-ph/0002238](#)].
- [32] A. Challinor and A. Lewis, *Lensed CMB power spectra from all-sky correlation functions*, *Phys. Rev. D* **71** (May, 2005) 103010–+, [[arXiv:astro-ph/0502425](#)].
- [33] A. Lewis, A. Challinor, and A. Lasenby, *Efficient Computation of Cosmic Microwave Background Anisotropies in Closed Friedmann-Robertson-Walker Models*, *ApJ* **538** (Aug., 2000) 473–476, [[arXiv:astro-ph/9911177](#)].
- [34] K. Ichikawa, T. Sekiguchi, and T. Takahashi, *Probing the effective number of neutrino species with the cosmic microwave background*, *Phys. Rev. D* **78** (Oct., 2008) 083526–+, [[arXiv:0803.0889](#)].
- [35] K. Ichikawa, *Neutrino mass constraint from CMB and its degeneracy with other cosmological parameters*, *Journal of Physics Conference Series* **120** (July, 2008) 022004–+, [[arXiv:0711.2622](#)].
- [36] R. Trotta and S. H. Hansen, *Constraining the helium abundance with CMB data*, *Phys. Rev. D* **69** (Jan., 2004) 023509–+, [[arXiv:astro-ph/0306588](#)].
- [37] K. Ichikawa and T. Takahashi, *Reexamining the constraint on the helium abundance from the CMB*, *Phys. Rev. D* **73** (Mar., 2006) 063528–+, [[arXiv:astro-ph/0601099](#)].

- [38] K. Ichikawa, T. Sekiguchi, and T. Takahashi, *Primordial helium abundance from CMB: A constraint from recent observations and a forecast*, *Phys. Rev. D* **78** (Aug., 2008) 043509–+, [[arXiv:0712.4327](#)].
- [39] J. Hamann, J. Lesgourgues, and G. Mangano, *Using big bang nucleosynthesis in cosmological parameter extraction from the cosmic microwave background: a forecast for PLANCK*, *Journal of Cosmology and Astro-Particle Physics* **3** (Mar., 2008) 4–+, [[arXiv:0712.2826](#)].
- [40] A. Lewis and S. Bridle, *Cosmological parameters from CMB and other data: A Monte Carlo approach*, *Phys. Rev. D* **66** (Nov., 2002) 103511–+, [[arXiv:astro-ph/0205436](#)].
- [41] W. L. Freedman, B. F. Madore, B. K. Gibson, L. Ferrarese, D. D. Kelson, S. Sakai, J. R. Mould, R. C. Kennicutt, Jr., H. C. Ford, J. A. Graham, J. P. Huchra, S. M. G. Hughes, G. D. Illingworth, L. M. Macri, and P. B. Stetson, *Final Results from the Hubble Space Telescope Key Project to Measure the Hubble Constant*, *ApJ* **553** (May, 2001) 47–72, [[arXiv:astro-ph/0012376](#)].
- [42] E. Komatsu and U. Seljak, *The Sunyaev-Zel’dovich angular power spectrum as a probe of cosmological parameters*, *MNRAS* **336** (Nov., 2002) 1256–1270, [[arXiv:astro-ph/0205468](#)].
- [43] K. Ichiki, M. Takada, and T. Takahashi, *Constraints on neutrino masses from weak lensing*, *Phys. Rev. D* **79** (Jan., 2009) 023520–+, [[arXiv:0810.4921](#)].
- [44] Eiichiro Komatsu gave the indication in the private communication, 2009.
- [45] M. Fukugita and M. Kawasaki, *Primordial Helium Abundance: A Reanalysis of the Izotov-Thuan Spectroscopic Sample*, *ApJ* **646** (Aug., 2006) 691–695, [[arXiv:astro-ph/0603334](#)].
- [46] J. M. O’Meara, S. Burles, J. X. Prochaska, G. E. Prochter, R. A. Bernstein, and K. M. Burgess, *The Deuterium-to-Hydrogen Abundance Ratio toward the QSO SDSS J155810.16-003120.0*, *ApJL* **649** (Oct., 2006) L61–L65, [[arXiv:astro-ph/0608302](#)].